

1.0 INTRODUCTION

The Accounts of the Government of Ekiti State, Nigeria for the year ended 31st December, 2018 have been audited under my direction in accordance with section 125 (2) of the Constitution of the Federal Republic of Nigeria, 1999 (as amended) and Section 26 (2) of Ekiti State Audit Law (No 11) of 2014.

1.1 RESPONSIBILITY OF THE ACCOUNTANT-GENERAL

In accordance with the provisions of Finance Control and Management Act, 1958 and Section 02001 of the Financial Administration, the Accountant-General is the Chief Accounts Officer for the receipts and payments of Government of Ekiti State. It is the responsibility of the Accountant-General to establish and maintain an adequate system of Internal Controls, designed to provide reasonable assurance that the transactions recorded are within statutory authority, properly record the use of public financial resources by the Government and to ensure that the Financial Statements fairly reflect the true financial position of Government and its operations in accordance with the provisions of above stated Act.

1.2 RESPONSIBILITY OF THE AUDITOR-GENERAL

The responsibility of the Auditor-General is to express an independent opinion on the Financial Statements of the State as prepared by the Accountant-General based on his audit in compliance with Section 125 (2) of the Constitution of the Federal Republic of Nigeria, 1999 (as amended) and Section 26 (2) of Ekiti State Audit Law (No 11) of 2014.

An audit in this context involves the examination on a test basis, of evidence relevant to the amounts and disclosures in the Financial Statements prepared by the Accountant-General.

It also includes an assessment of the significant estimates and judgments made in the preparation of the Financial Statements and whether the accounting policies are appropriate to Government circumstances, consistently applied and adequately disclosed.

1.3 RESPONSIBILITY OF THE PUBLIC ACCOUNTS COMMITTEE

It is the responsibility of the Public Accounts Committee of the House of Assembly to review the Auditor-General's Report with a view to ensuring enforcement of the recommendations made therein and impose sanctions where appropriate.

1.4 AUDITOR-GENERAL'S REPORT/AUDIT CERTIFICATE.

I have audited the Accounts of the Government of Ekiti State of Nigeria as at 31st December, 2018 as set out in Annexure I containing Ekiti State Financial Statements in accordance with Section 125 (2) of the Constitution of the Federal Republic of Nigeria 1999 (as amended) and Section 26 (2) of Ekiti State Audit Law (No 11) of 2014.

1.5 BASIS OF OPINION:

The Audit was conducted in accordance with International Standards on Auditing and Generally Accepted Public Sector and INTOSAI Auditing Standards.

These standards require that I comply with ethical requirements, plan and perform the audit to obtain reasonable assurance that the Financial Statements are free from material misstatements whether due to fraud or error. I also evaluated the overall adequacy of the presentation of information in the Financial Statements.

In the course of the Audit, I have obtained all the information and explanation that to the best of my knowledge and belief were necessary for the purpose of the audit and I believe that the audit evidence I obtained is sufficient and appropriate to provide a basis for independent opinion.

Ekiti State Government initiated accrual basis IPSAS on 1st January, 2017 and elected to adopt transitional exemptions in IPSAS 33 that allows it apply deemed cost and a transitional period of up to three years. As a result of adopting these transitional exemptions and provisions, the Ekiti State Government is not able to make an explicit and unreserved statement about its full compliance with accrual basis IPSASs. These financial statements are therefore referred to as the second transitional IPSAS financial statements of Ekiti State Government.

1.6 OPINION:

In my opinion the Financial Statements which include Statement of Financial Performance, Statement of Financial Position, Statement of Cash Flow and Statement of Change in Net Assets / Equity as at 31st December, 2018 with supporting Notes, give a true and fair view of the state of affairs and financial position of the Government of Ekiti State for the fiscal year ended on that date subject to the observations and comments in the other parts of this report.



Daniel A. Kayode (FCNA, FCFIP, ACTI)
FRC/2014/ANAN/00000010277
Auditor-General,
Ekiti-State.

2.0 APPRAISAL OF THE YEAR’S BUDGET PERFORMANCE

The aggregate revenue and expenditure projection for the State in 2018 was One Hundred and Eight Billion, Five Hundred and Thirty Eight Million, Seventy Two Thousand, Eight Hundred and Thirteen Naira and Fifty Two kobo (N108,538,072,813.52) only. The budget for the year under review was a balanced budget

The projected revenue showed an increase of N7,480,251,538.77 (or approximately 7.40%) when compared with its corresponding figure of N101,057,821,274.75 for the year 2017 while the budgeted expenditure increased by N15,446,216,779.11 (or approximately 16.60%) when compared with previous year’s figure of N93,091,856,034.41.

The actual revenue for the current year was N76,716,106,897.27 and actual expenditure was N78,793,624,355.11 thus resulting to an aggregate deficit of N2,077,517,454.84. The performance level achieved by the revenue and expenditure was 70.68% and 72.60% respectively in the current year as against 68.57% and 79.90% attained in 2017.

Audit observed that the average revenue generated by the State in the past Five (5) years was N75,675,593,411.63 while the Budgeted revenue for the year under review was put at N101,538,072,813.52.

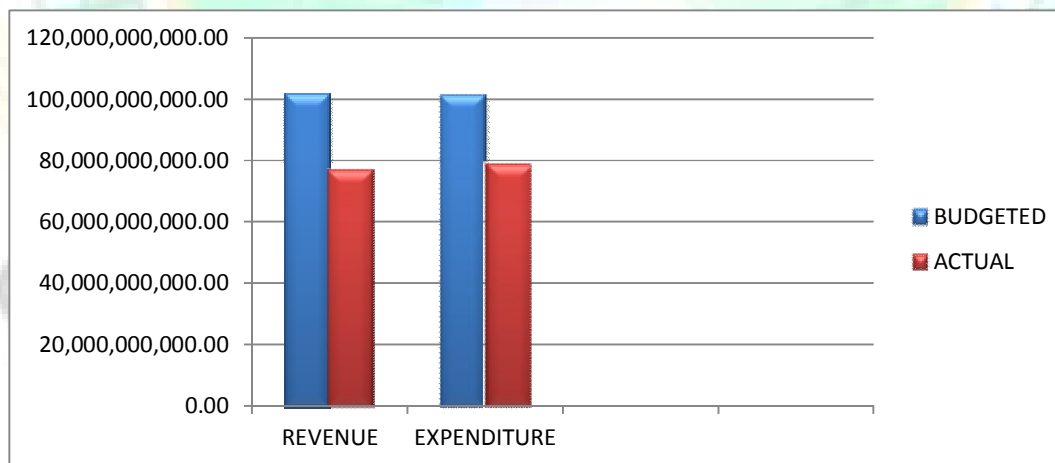
The gap between the two figures amounting to N28,862,479,401.89 or 28.42% of budgeted revenue depicted over – ambitiousness in the budgeted revenue and thus made the revenue target far from being realistic.

Audit is of the opinion that existence of significant budget errors undermines the ability of the Government to achieve goals and objectives set in the budget.

Now that the State Government had keyed into SFTAS programme, there are certain percentages set for expenditure out-turn, which are usually calculated on original budget figures which are expected to be met. This now call for setting realistic revenue and expenditure target in the budget.

The budget performance is shown below:

2.1 BAR CHART SHOWING THE 2018 BUDGET PERFORMANCE:



2.2 REVENUE PROFILE AT A GLANCE

| RECURRENT RECEIPTS | ESTIMATE 2018 | ACTUAL 2018 | PERFORMANCE |
|---------------------------------|---------------------------|--------------------------|--------------|
| | N | N | % |
| Government Share of FAAC | 36,566,274,422.32 | 38,019,908,660.69 | 103.98 |
| Other Statutory Revenue (FAAC) | 21,983,123,267.02 | 6,009,175,979.60 | 27.34 |
| Government Share of VAT | 11,000,000,000.00 | 10,214,624,926.44 | 92.86 |
| IGR | 13,084,357,901.63 | 11,949,154,857.67 | 91.32 |
| Other Recurrent Receipts | 2,783,694,816.87 | 526,191,331.81 | 18.90 |
| TOTAL RECURRENT RECEIPTS | 85,417,450,407.84 | 66,719,055,756.18 | 78.11 |
| Capital Receipts | 23,120,622,405.68 | 9,997,051,141.08 | 43.24 |
| TOTAL | 108,538,072,813.52 | 76,716,106,897.29 | 70.68 |

Source: Financial Report of Accountant-General, Ekiti State for the year ended 31st December, 2018.

2.3 RECURRENT REVENUE BUDGET

The analysis above showed that a sum of N85,417,450,407.84 representing 78.70% of total budgeted receipts was anticipated from Recurrent receipts and a sum of N23,120,622,405.68 which represents 21.30% was expected from capital receipts.

The actual Recurrent receipts for the year under review was N66,719,055,756.18. This represents 78.11% performance level and a recurrent revenue variance of 21.89% which is lower than year 2017 variance of 30.59%. Also, the amount collected in 2018 increased by N9,927,867,779.64 (or approximately 17.49%) when compared with its corresponding figure of N56,791,187,976.54 for the year 2017.

The breakdown of the actual Recurrent Revenue of N66,719,055,756.18 as stated showed that Government share of FAAC recorded a budget performance of 103.98% while other Statutory Revenue (FAAC) had a budget performance of 27.34% and a variance of 72.66% . The Government share of Value Added Tax (VAT) recorded a budget performance level of 92.86% with a variance of

7.14%, Internally Generated Revenue (IGR) recorded a budget performance level of 91.32% and a variance of 8.68% while Other Recurrent receipts had the lowest budget performance of 18.90% and the highest variance of 81.10%.

2.4 RECOMMENDATION:

This year Recurrent Revenue budget would appear over-ambitious. A more realistic recurrent revenue budget is suggested to avoid derailment of developmental programmes planned for implementation.

2.5 CAPITAL RECEIPTS:

The actual Capital Receipts recorded in year 2018 was N9,997,051,141.08 as against N23,120,622,405.00 budgeted resulting in a budget performance of 43.24%. This was a significant decrease when compared with 65.02% achieved in the preceding year.

The two components of the Capital Receipts in the year under review were

(i) Foreign Loans (Drawn downs) – N9,709,551,141.08 and (ii) Domestic Loan (Facility Loan) – N287,500,000.00.

Audit observed that the budgeted Capital receipts stated in the original approved budget prepared with 'old codes' was N33,734,118,870.41. However, this amount reduced to N23,120,622,405.68 in the IPSAS compliant budget due to re-classification of some revenue items to be in tandem with NCOA. This also had affected the actual capital receipts for the year under review as receipts from two revenue sources (Paris Club Refund - N3,934,272,411.44 and Excess Crude Refund – N117,968,648.01) amounting to N4,052,241,059.45 which were supposed to be Capital receipts were moved to Recurrent receipts.

This grave error could have been avoided if the recommendation made in the 2017 Auditor-General's Report that IPSAS compliant budget template should be employed in the preparation of budget had been implemented. The Budget Ministry should take note of this.

2.6 RECOMMENDATION:

To avoid classification error, IPSAS compliant budget template should be strictly adhered to.

2.7 ACTUAL REVENUE COMPARISON BETWEEN 2017 AND 2018.

| S/N | REVENUE | ACTUAL 2017 N | ACTUAL 2018 N | DIFFERENCE N | PERCENTAGE DIFFERENCES % |
|-----|----------------------------|--------------------------|--------------------------|-------------------------|--------------------------------|
| 1 | Government Share of FAAC | 25,352,826,448.06 | 38,019,908,660.69 | 12,667,082,212.63 | 49.96% |
| 2 | Other Statutory Receipts | 9,095,980,002.03 | 5,891,207,331.59 | (3,204,772,670.44) | (35.23) |
| 3 | Excess Crude Oil | 164,439,699.58 | 117,968,648.01 | (46,471,051.57) | (28.26) |
| 4 | Government Share of VAT | 9,059,086,275.64 | 10,214,624,926.44 | 1,155,538,650.80 | 12.76 |
| 5 | Ecological Fund | - | - | - | - |
| 6 | IGR | 11,901,854,044.31 | 11,949,154,857.67 | 47,300,813.36 | 0.40 |
| 7 | Other Receipt (Drawn Down) | 4,008,926,117.57 | 9,709,551,141.08 | 5,700,625,023.51 | 142.20 |
| 8 | Internal Loan | 8,495,000,000.00 | 287,500,000.00 | (8,207,500,000.00) | (96.62) |
| 9 | Sundry Receipts | 1,217,001,506.92 | 526,191,331.81 | (690,810,175.11) | (56.76) |
| | TOTAL | 69,295,114,094.11 | 76,716,106,897.29 | 7,420,992,803.18 | 10.71 |

SOURCE: Financial Reports of Accountant-General, Ekiti State for the year ended 31st December, 2018.

From the analysis above, the aggregate revenue of N76,716,106,897.29 was raised in 2018 compared to N69,295,114,094.11 raised in 2017 representing a year – on –year increase of 10.71% or N7,420,992,803.18 in absolute value.

The Government Share of FAAC (Statutory Allocation) recorded a stunning performance as it rose remarkably by 49.96% from N25,352,826,448.06 in year 2017 to N38,019,908,660.69 in year 2018.

Other Statutory Receipts fell drastically from N9,095,980,002.03 in year 2017 to N5,891,207,331.59 in 2018 resulting to 35.23% decrease. Included in this amount was the total sum of N4,334,273,157.44 received in the year as Paris Club Refund- N3,934,272,411.44 and Paris (NGF) Refund – N400,000,746.00.

The Value Added Tax had an increase of 12.76% and Excess Crude Oil (Refund) recorded a decrease of 28.26%. On the whole, the amount received by the State from the Federation Account in 2018 was N54,243,709,566.73 as against N43,672,332,425.31 received in 2017 translating to increase of N10,571,377,141.42 (or approximately 24.21%).

The Internally Generated Revenue had an insignificant increase of less than 1% (0.40%) while Sundry Receipts recorded 56.76% decrease.

Other Receipts which were drawn down from Foreign Loan had a remarkable increase of 142.20% from year 2017 figure of N4,008,926,117.57 to N9,709,551,141.08 in year 2018. The increase was largely due to the receipts of external loan for (i) State Education Programme Investment Project (SEPIP) – N3,466,048,365.81, (ii) 3rd National Urban Water Sector Reform Project – N6,120,000,000.00

The Internal Loan reduced considerably from N8,495,000,000.00 in 2017 to N287,500,000.00 in the current year.

2.8 COMPARATIVE ANALYSIS OF INTERNALLY GENERATED REVENUE PERFORMANCE FOR YEAR 2017 AND 2018

| S/N | REVENUE DESCRIPTION | ESTIMATE 2018 | ACTUAL 2018 | BUDGET PERFORMANCE | ACTUAL 2017 | ACTUAL DIFFERENCE A-B |
|-----|----------------------------|-------------------------|-------------------------|--------------------|-------------------------|-----------------------|
| | | N | (A) N | % | (B) N | N |
| 1 | Pay – As – You Earn | 3,980,198,948.48 | 4,193,406,349.50 | 105.36 | 3,319,738,095.50 | 873,668,254.00 |
| 2 | Direct Assessment | 350,000,000.00 | 163,583,025.97 | 46.74 | 173,217,961.47 | (9,634,935.50) |
| 3 | Development Levy | 110,217,012.07 | 21,941,922.74 | 19.91 | 24,121,024.90 | (2,179,102.16) |
| 4 | Community Development Levy | - | 79,337,887.67 | - | 133,142,346.47 | (53,804,458.80) |
| 5 | Capital Gain Tax | 150,000.00 | 166,803.80 | 111.20 | 20,000.00 | 146,803.80 |
| 6 | Withholding Tax | 321,336,926.38 | 261,827,810.78 | 81.48 | 605,580,391.90 | (343,752,581.12) |
| 7 | Back Duty Assessment | - | - | - | - | - |
| 8 | Tax Audit | - | 79,582,914.86 | - | 67,378,317.67 | 12,204,597.19 |
| 9 | Sub Total(Taxes) | 4,761,902,886.93 | 4,799,846,715.29 | 100.80 | 4,323,198,137.91 | 476,648,577.38 |
| 10 | Fines and Fees | 1,951,632,823.82 | 1,045,264,627.02 | 53.56 | 1,281,372,235.17 | (236,107,608.15) |

| | | | | | | |
|----|---|--------------------------|--------------------------|--------------|--------------------------|----------------------|
| 11 | Licences | 152,267,233.60 | 158,264,674.81 | 103.94 | 136,618,051.74 | 21,646,623.07 |
| 12 | Earning & Sales | 170,266,612.78 | 65,996,569.75 | 38.76 | 97,454,535.29 | (31,457,965.54) |
| 13 | Rent on Govt property | 23,483,809.67 | 113,825,905.04 | 484.70 | 39,610,756.55 | 74,215,148.49 |
| 14 | Dividends | 73,087,067.28 | 57,704,169.57 | 78.95 | 56,333,177.00 | 1,370,992.57 |
| 15 | Others (Reimbursement&Misc) | 2,588,501.30 | 1,297,547.98 | 50.12 | 1,408,858.49 | (111,310.51) |
| 16 | Bank Interest | - | - | - | - | - |
| 17 | Pool Betting Lotteries | - | - | - | - | - |
| 18 | Unserviceable assets | - | - | - | - | - |
| 19 | Legal Fees | - | - | - | 111,182,990.10 | 111,182,990.10 |
| 20 | Parastatals and Tertiary Institutions | 5,949,128,966.25 | 5,706,954,648.18 | 95.93 | 5,854,675,302.06 | 147,720,653.88 |
| | TOTAL | 13,084,357,901.63 | 11,949,154,857.67 | 91.32 | 11,901,854,044.31 | 47,300,813.36 |
| | IGR Retained by Parastatals and Tertiary Institutions | (5,775,878,144.22) | (5,649,442,542.31) | 97.81 | (5,717,271,627.56) | 67,829,085.25 |
| | NET IGR | 7,308,479,756.41 | 6,299,712,315.36 | 86.20 | 6,184,582,416.75 | 115,129,898.61 |
| | IGR TO TOTAL REVENUE % | | 15.58% | | 17.18% | |
| | IGR TO PERSONNEL COST % | | 67.18% | | 64.18% | |
| | IGR TO RECURRENT EXPENDITURE % | | 17.88% | | 19.50% | |
| | IGR TO TOTAL EXPENDITURE % | | 15.17% | | 16.10% | |

SOURCE: Financial Reports of Accountant-General, Ekiti State for the year ended 31st December, 2018.

From the analysis above, the sum of ₦11,949,154,857.67 was raised as IGR in 2018 compared to ₦11,901,854,044.31 raised in 2017 representing a year-on-year increase of ₦47,300,813.36 (or approximately 0.40%). Therefore, the Annual Nominal IGR growth rate for the year was approximately 0.40%

This year increase of ₦47,300,813.36 was the lowest when compared with ₦1,064,417,745.00, ₦1,077,460,735.13 and ₦2,432,741,819.54 recorded in years 2015, 2016 and 2017 respectively.

The IGR budget performance reduced from 107.06% recorded in year 2017 to 91.32% in the current year while the IGR to Total Revenue further declined from 17.18% in the previous year to 15.58% in 2018. This result, illustrated that the progress made towards the goal of self-sustenance or non reliance on fund from the center had not been too impressive.

The average monthly IGR recorded in the year was ₦524,976,026.28 for the Net IGR and ₦995,762,904.81 for the total IGR (when IGR of parastatals and Institutions were added).

Further analysis showed that performance on IGR heads ranged from far above budget for some heads to as low as 19.91% for other heads. The impressive performance recorded by some revenue heads should be sustained while there should be an improvement in some revenue heads with poor performance as stated in (a) & (b) below:

- a) Low Performing Revenue Sources: Direct Assessment, Development Levy and Earning & Sales recorded a below average performance of 46.74%, 19.91% and 38.76% respectively.
- b) Revenue sources performance that fell below last year performance: As revealed by the table, (7) Seven Revenue Heads were in this category with the highest reduction of ₦343,752,581.12 from Withholding Tax.
- c) Revenue Sources with no Receipts: Back Duty Assessment, Bank Interest, Pool Betting lotteries, Unserviceable Assets and Legal Fees.
- d) Direct Assessment which represent Tax Revenue from the Informal Sector had abysmal low performance of 3.41% of the Total Tax Revenue receipts in the year with a reduction of ₦9,634,935.50 when compared with 2017 figure. PAYE contributed the largest chunk of Total Tax Revenue collected in the year. It had 105.36% budget performance with a contribution of 87.37% to Total Tax Revenue and 66.57% to Net IGR in the year. It was better performance when compared with 76.76% and 53.68% recorded respectively in 2017.

Taxing the informal sector presents the hope of generating extra income to shore up the Tax Revenue. The Internal Revenue Service is advised to work conscientiously to bring informal sector into the Tax Net.

- e) Fine and Fees collected in the year was ₦1,045,264,627.02 with a budget performance of 53.56%. This was reduction of ₦343,752,581.12 (or approximately 26.83%) when compared with 2017 figure of ₦1,281,372,235.17. As usual, the Three (3) MDAs with largest contribution were (i) Lands – ₦213,352,015.49 (ii) Education (Dev. Levy) ₦309,353,185.00 and (iii) ETF- ₦280,828,595.42.

It was observed that only thirteen (13) MDAs out of 65 listed in the 2018 Financial Reports had above average performance in revenue generation.

The Internal Revenue Service reported revenues collected using the old revenue codes. There is need to change the template for recording of revenue to comply with National Chart of Accounts approved Codes.

It was reported in 2017 Auditor-General's Report that no accrued revenue which remains uncollected at the close of financial year was recognized in the financial statements for the year. The same was observed in the current year. The attention of the Internal Revenue Service is drawn to Sections 06023, 06024, 06025 and 06026 of Financial Administration for strict compliance.

The IGR to Personnel Cost, Recurrent Expenditure and Total Expenditure percentages were calculated to be 67.18%, 17.88% and 15.17% respectively in the year. The inference drawn from this was that IGR generated in the year was not sufficient to cover the Personnel Costs, Recurrent Expenditure and Total Expenditure. Therefore, there is the need to pursue an aggressive IGR drive in the State.

2.9 RECOMMENDATIONS

- i) Enumeration of tax payers in the informal sector across the State with the ultimate aim of building a robust data base with the clear vision of increasing the State Revenue generation capacity. Data is the basis of any revenue collecting efforts.
- ii) To encourage the informal sector, a Tax Day may be introduced where best tax payers from the sector are recognized and given awards.
- iii) Massive awareness campaign to sensitize the public on their tax obligations toward the State. Bill boards showcasing projects financed with tax money could motivate tax payers to pay more.
- iv) Building the capacity of staff, investing in relevant technology and equipment.
- v) Need to develop incentives for the revenue generating agencies to ensure that there is an alignment of interest.
- vi) To improve on Tax Revenue from PAYE, all institutions and organizations in the State should be made to deduct correct taxes from their employees based on circular from Joint Tax Board.
- vii) Reviewing tax rates that are obsolete.
- viii) Improving Ease of paying taxes: Easier methods of paying taxes should be introduced like paying through phone or just like buying airtime.

A further analysis of the IGR showed that there were sources from which revenue was received without projections.

The sources are listed below:

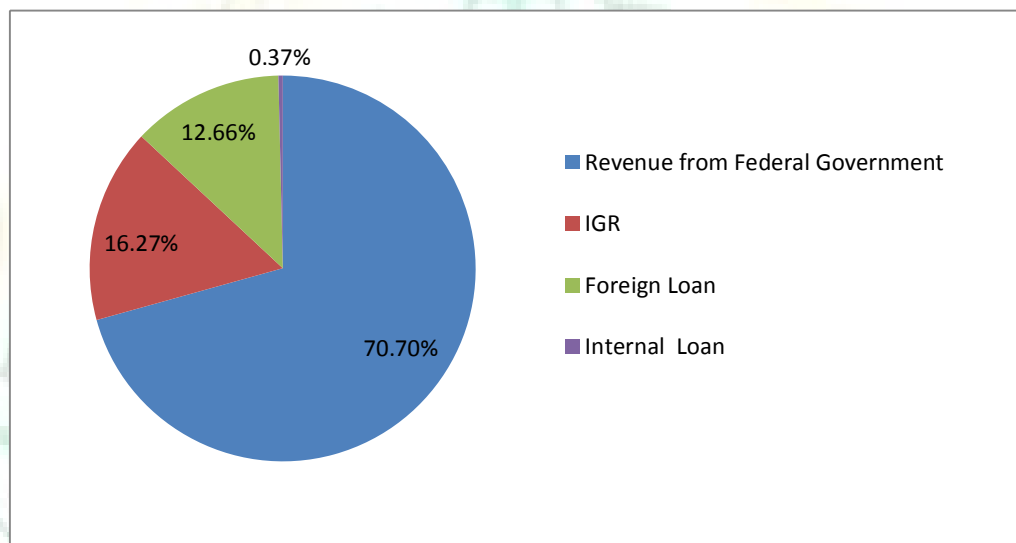
| S/N | REVENUE SOURCES | BUDGETED AMOUNT N | ACTUAL RECEIPT N |
|-----|----------------------------|-------------------|-----------------------|
| 1 | Community Development levy | - | 79,337,887.67 |
| 2 | Tax Audit | - | 79,582,914.86 |
| | TOTAL | - | 158,920,802.53 |

SOURCE: Financial Reports of the Accountant-General, Ekiti-State for the year ended 31st December, 2018.

The recommendations in the previous Auditor-General's Reports that the revenue sources should be captured by subsequent budgets were not implemented by the Ministry of Budget and Economic Planning. MDAs observing new sources of revenue should endeavour to approach the Ministry of Budget for codes as appropriate. Defaulting MDAs should be penalized.

It is imperative that all MDAs should always ensure that all Revenue sources are exhaustively identified and captured when preparing the budget.

2.10 PIE CHART ANALYSIS OF 2018 TOTAL REVENUE BUDGET



The pie chart above depicts the revenue profile of the State for the current fiscal year. From the chart, 13.03% of the total revenue was realised through loan (12.66% External and 0.37% Internal). This reduced by 5.02% from 18.05% recorded in the preceding year. The Internally Generated Revenue (Including Sundry Receipts) contribution to the total revenue in the year was 16.27% as against 18.93% in 2017 translating to 2.66% decrease. Revenue from the Federation Account rose remarkably to 70.70% from 63.02%, 51% and 47.37% recorded in 2017, 2016 and 2015 respectively. By this, it sustained its streak of increase since 2015.

However, 2018 result as depicted by the chart clearly showed that whatever efforts the State had made to reduce her reliance on the revenue from the centre had not yielded significant result. Therefore, there is the need to re – strategise to shore up the revenue from within the State.

2.11 RECOMMENDATIONS:

- (i) **Economic Master Plan:** The State needs a long term plan that would be actualised through short term plans. This must contain a comprehensive economic strategy with stated goals and clearly defined targets to achieve these plans. The plan should be held sacrosanct by successive Governments, as this is imperative for rapid economic development.

- (ii) Revenues realised during the period of improved crude oil prices should be tactfully invested to lay solid foundation for economic growth and development in the State rather than frittered away on bogus and white elephant projects which contribute nothing to the economic development of the State.
- (iii) There is a need for a programme to drive massive agricultural revolution which would increase the revenue generated by the State, create employment opportunities and provide raw materials for industrial development in the State. The State should make efforts to revive and modernize the production of Igbemo rice.
- (iv) There is a need for public – private sectors collaboration to drive sustainable development and growth in the State. Policies that will encourage a robust environment for increased private sector investment should be initiated.
- (v) The Government should showcase the economic potentials of the State to the whole world by organising Economic Summit to attract both private and foreign investors to the State.

3.00 THE EXPENDITURE PROFILE FOR 2018

| EXPENDITURE | ESTIMATE 2018 ₦ | ACTUAL 2018 ₦ | PERFORMANCE % |
|-----------------------|---------------------------|--------------------------|------------------|
| Recurrent Expenditure | 74,803,953,943.02 | 66,827,485,978.50 | 89.34 |
| Capital Expenditure | 33,734,118,870.41 | 11,966,138,376.61 | 35.47 |
| TOTAL | 108,538,072,813.43 | 78,793,624,355.11 | 72.60 |

SOURCE: Financial Reports of the Accountant-General, Ekiti State for the year ended 31st December, 2018.

From the above analysis, the total expenditure proposed in the budget year was ₦108,538,072,813.43 as against ₦93,091,856,034.41 projected for the year 2017 thus resulting to a significant increase of N15,446,216,779.02 or 16.60% above the previous year's budget. The actual amount of N78,793,624,355.11 was expended in the year thereby leaving an annual deficit of N29,744,448,458.32 or 27.40% of the projected amount. The expenditure out-turn when calculated against the initial budget of N98,611,545,040.22 was 20.10% The expenditure budget for the year would appear over-ambitious with a variance of 27.40%.

3.1 RECURRENT EXPENDITURE

The recurrent expenditure projected for the year was ₦74,803,953,943.02 representing 68.92% of aggregate expenditure budget which showed an increase of N11,077,118,777.78 or 17.38% over the 2016 figure of N63,726,835,165.24. The actual recurrent expenditure incurred in the year was N66,827,485,978.50 representing 89.34% of the budgeted figure. The actual Recurrent expenditure

was observed to be 87.11% of actual total revenue and 100.16% of actual recurrent revenue for the year under reference which translated to an excess actual recurrent expenditure over actual recurrent receipts of N108,430,222.32.

Although, an excess Recurrent revenue over recurrent expenditure of N10,613,496,464.82 was anticipated which was expected to be transferred to Capital Development Fund in the year. However, this could not be achieved due to unimpressive performance of Recurrent revenue and expenditure which was a consequence of unrealistic revenue projections made in the budget. This obviously would affect the quantum of fund available for capital expenditure which was the required investment needed for sustainable growth and development of the State.

The details of recurrent expenditure are given below:

| S/N | DETAILS OF EXPENDITURE | APPROVED BUDGET | ACTUAL EXPENDITURE | VARIANCE/ EXCESS | PERFORMANCE |
|-----|--|--------------------------|--------------------------|-------------------------|--------------|
| | | N | N | N | % |
| 1 | Personnel cost | 23,976,752,191.80 | 17,787,575,735.50 | 6,189,176,456.30 | 74.19 |
| 2 | Social Benefits | 6,150,048,060.09 | 7,493,094,654.36 | (1,343,046,594.27) | 121.84 |
| 3 | Overhead Cost | 3,608,742,881.90 | 2,520,605,780.40 | 1,088,137,101.50 | 69.85 |
| 4 | Transfer to Other Funds | 12,186,459,903.49 | 12,242,456,448.72 | (55,996,545.23) | 100.46 |
| 5 | Grants to Parastatals | 16,859,086,947.43 | 14,308,928,927.27 | 2,550,158,020.16 | 84.87 |
| 6 | Public Debt Charges and Repayment of Loans | 12,022,863,958.40 | 12,420,355,482.25 | (397,491,523.85) | 103.31 |
| 7 | Expenditure Financed by Aids and Grants | - | 54,468,950.00 | (54,468,950.00) | - |
| 8 | Transfer to other Government Entities | - | - | - | - |
| | TOTAL | 74,803,953,943.11 | 66,827,485,978.50 | 7,976,467,964.61 | 89.34 |

SOURCE: - Financial Reports of the Accountant-General, Ekiti State for the year ended 31st December, 2018.

3.2 ACTUAL RECURRENT EXPENDITURE COMPARISON BETWEEN 2017 AND 2018.

| S/N | DETAILS OF EXPENDITURE | ACTUAL 2017 | ACTUAL 2018 | DIFFERENCE | % |
|-----|---|--------------------------|--------------------------|-------------------------|-------------|
| | | N | N | N | DIFFERENCE |
| 1 | Personnel Cost | 18,543,396,667.74 | 17,787,575,735.50 | (755,820,932.24) | (4.08) |
| 2 | Social Benefits | 6,258,211,906.92 | 7,493,094,654.36 | 1,234,882,749.44 | 19.73 |
| 3 | Overhead Cost | 2,324,706,322.61 | 2,520,605,780.40 | 195,899,457.79 | 8.43 |
| 4 | Transfer to other funds | 7,106,107,722.90 | 12,242,456,448.72 | 5,136,348,725.82 | 72.28 |
| 5 | Grants to Parastatals | 14,330,750,804.76 | 14,308,928,927.27 | (21,821,877.49) | (0.15) |
| 6 | Public Debt Charges | 7,088,980,295.39 | 5,132,032,984.49 | (1,956,947,310.90) | (27.6) |
| 7 | Repayment of Loans:Foreign | 608,306,460.88 | 423,196,344.28 | (185,110,116.60) | (30.43) |
| | Local Bank | 678,685,220.96 | 1,518,796,315.34 | 840,111,094.38 | 123.79 |
| | Bond | 3,572,924,695.31 | 4,804,267,272.12 | 1,231,342,576.81 | 34.46 |
| | FGN Bond | 233,041,265.67 | 270,049,872.21 | 37,008,606.54 | 15.88 |
| | Bailout | 199,797,708.59 | 272,012,693.81 | 72,214,985.22 | 36.14 |
| 8 | Expenditure Financed by Aids and Grants | 75,676,283.55 | 54,468,950.00 | (21,207,333.55) | (28.02) |
| | TOTAL | 61,020,585,355.28 | 66,827,485,978.50 | 5,806,900,623.22 | 9.52 |

SOURCE:- Financial Reports of the Accountant-General, Ekiti State for the year ended 31st December, 2018.

From the analysis above, the actual Recurrent Expenditure for the year 2018 increased by N5,806,900,623.22 representing 9.52% over corresponding period of 2017 which had an actual recurrent expenditure of N61,020,585,355.28.

It was observed that Transfer to other Funds recorded the highest increase of N5,136,348,725.82 (or approximately 72.28%) in the year. Two expenditure items which were responsible for the greater portion of the increase are:

- (i) Contingency from GAD, Protocol – N2,190,538,931.57

- (ii) Recurrent expenditure of projects sponsored by the World Bank – N2,115,757,237.14. Of this amount, the sum of N1,570,730,284.04 was incurred by 3rd National Urban Water Sector Reform Project as Recurrent Expenditure. Some of the expenditure items recorded increase ranging from 8.43% to 123.79% while others recorded decrease ranging from 0.15% to 30.43%.

3.3.0 SECTORAL PERFORMANCE:

The over-all indices of the recurrent expenditure can best be demonstrated with the use of sectoral analysis to show the effective and efficient implementation of the year's budget.

3.3.1 SECTORAL ANALYSIS OF RECURRENT EXPENDITURE (OVERHEAD COST)

| S/N | SECTOR | BUDGET | ACTUAL | PERFORMANCE |
|-----|------------------------|-------------------------|-------------------------|--------------|
| | | ₦ | ₦ | % |
| 1 | Administrative Sector | 2,765,574,135.75 | 2,066,692,164.86 | 74.73 |
| 2 | Economic Sector | 618,068,788.94 | 349,871,866.13 | 56.61 |
| 3 | Law and Justice Sector | 27,718,836.24 | 8,200,500.00 | 29.58 |
| 4 | Regional Sector | 2,041,014.11 | 990,000.00 | 48.51 |
| 5 | Social Sector | 195,340,106.86 | 94,851,249.41 | 48.56 |
| | TOTAL | 3,608,742,881.90 | 2,520,605,780.40 | 69.85 |

SOURCE: - Financial Reports of the Accountant-General, Ekiti-State for the year ended 31st December, 2018.

From the above sectoral analysis of overhead costs, only Administrative and Economic sectors had above average performance of 74.73% and 56.61% respectively while other sectors had below average performance.

The Social Sector with the sole aim of providing basic needs to the people which consist of critical components like Education, Health and Environment recorded N94,851,249.41 as expenditures representing 48.56% of budget performance as against N2,066,692,164.86 or 74.73% budget performance recorded by Administrative Sector in the year.

It was observed that out of the 2018 actual overhead expenditure of N2,520,605,780.40 the sum of N1,067,450,000.00 representing 42.35% was incurred by the Government House and Protocol while the remaining 178 MDAs as listed in the Accounts shared the balance of N1,453,155,780.40.

It is pertinent to note that all the sectors are crucial for efficient service delivery and for attainment of Social, Economic and Political goals specified in the budget. Therefore, they should be well funded. Despite the fact that the aggregate expenditure on the sectors increased from N2,324,706,322.61 in year 2017 to N2,520,605,780.40 in the current year, there was a slight decrease of 7.77% in the overall percentage performance in the year under review. It was 77.62% in the last year but reduced to 69.85%, implying that the overhead budget was over-ambitious.

3.4 CAPITAL EXPENDITURE

| | BUDGET 2018 | ACTUAL 2018 | PERFORMANCE |
|---------------------|--------------------------|--------------------------|--------------------|
| | ₦ | ₦ | % |
| Capital Expenditure | 33,734,118,870.41 | 11,966,138,376.61 | 35.47 |
| TOTAL | 33,734,118,870.41 | 11,966,138,376.61 | 35.47 |

SOURCE: Financial Reports of the Accountant-General, Ekiti-State for the year ended 31st December, 2018.

The total capital expenditure appropriated for 2018 was N33,734,118,870.41 representing 31.08% of the aggregate budgeted expenditure which showed an increase of N4,369,098,001.41 or 14.88% over the 2017 appropriation of N29,365,020,869.00

The actual capital expenditure for the year was N11,966,138,376.61 representing 35.47% of the budgeted figure, 15.60% of total actual revenue and 15.19% of actual aggregate expenditure for the year.

From this result, the Capital Expenditure to Recurrent Expenditure ratio in 2018 was approximately 15 : 85 or 1 : 5.67.

The level of capital expenditure budget performance was far below average and it was lower than 45.47% achieved in the preceding year. This should be discouraged as this quantum of capital expenditure could not drive the sustainable development and growth yearned for in the State.

3.4.1 CAPITAL EXPENDITURE PERFORMANCE ON SECTORAL BASIS FOR 2018.

| S/N | SECTOR | BUDGET ₦ | ACTUAL ₦ | PERFORMANCE % |
|-----|--|--------------------------|--------------------------|------------------|
| 1 | <u>ADMINISTRATIVE SECTOR</u> Administration | 3,704,418,345.01 | 702,532,362.81 | 18.96 |
| 2 | <u>ECONOMIC SECTOR</u> Agriculture, Emergency, Infrastructure, Lands and Housing | 21,532,053,741.57 | 8,348,137,947.10 | 38.77 |
| 3 | <u>LAW AND JUSTICE SECTOR</u> Law and Justice Sector | 461,865,229.22 | - | - |
| 4 | <u>REGIONAL SECTOR</u> Regional Sector | - | - | - |
| 5 | <u>SOCIAL SECTOR</u> Education, Health, Information and Environments. | 8,035,781,554.61 | 2,915,468,066.70 | 36.28 |
| | TOTAL | 33,734,118,870.41 | 11,966,138,376.61 | 35.47 |

SOURCE:- Financial Reports of the Accountant-General, Ekiti State for the year ended 31st December, 2018.

It was observed by Audit that some of the capital expenditures incurred were not correctly classified into the appropriate sectors. As shown in the notes to the accounts, contracts for construction of New High Court Complex amounting to N713,538,015.00 was recorded under the Economic Sector while zero was recorded for Law and Justice Sector where the expenditure belonged to . In the same vein, the sum of N178,065,998.59 expended on construction of Speaker's residence was regarded as Ministry of Works Project and thus recorded under Economic Sector instead of Administrative Sector to which House of Assembly belonged.

Therefore, sectoral performance of the capital expenditure as contained in the 2018 accounts would appear misleading.

This same error was pointed out in the 2017 Auditor-General's report but no step was taken to correct the anomaly.

Accounting information must be correctly presented to avoid misleading the users of GPFS from taking wrong decisions. However, as shown in the above table none of the sectors had above average performance while the overall performance of capital expenditure of 35.47% reduced significantly when compared with 45.47% achieved in 2016.

3.5 OBSERVATIONS ON FUND DISTRIBUTION TO MINISTRIES, DEPARTMENTS AND AGENCIES:

Audit scrutiny during the year under reference revealed that both capital and recurrent expenditure were not distributed as planned in the budget. Some Ministries, Departments and Agencies were starved of fund to execute some of the laudable programmes included in the year's budget and therefore could not contribute efficiently and effectively towards the growth and development of the State. However, some were able to access over and above their budgetary provisions.

3.5.1 MDAS WITH ABYSMALLY LOW EXPENDITURE PROFILE

(a) OVERHEAD COST

| S/N | HEAD | MINISTRY/DEPARTMENT/AGENCY | BUDGET | ACTUAL | BUDGET | PERFORMANCE |
|-----|----------|---|--------------|--------------|--------------|-------------|
| | | | 2018 | 2018 | VARIANCE | % |
| | | | ₦ | ₦ | ₦ | |
| 1 | 459-500 | EKITI STATE STOMACH INFRASTRUCTURE AGENCY | 5,669,483.62 | 800,000.00 | 4,869,483.62 | 14.11 |
| 2 | 459-1100 | EKITI STATE LIASON OFFICE AKURE | 3,000,000.00 | 240,000.00 | 2,760,000.00 | 8.00 |
| 3 | 459-1900 | MUSILIM PILGRIM WELFARE BOARD | 2,000,000.00 | 440,000.00 | 1,560,000.00 | 22.00 |
| 4 | 459-1800 | CHRISTIAN PILGRIM WELFARE BOARD | 2,000,000.00 | 400,000.00 | 1,600,000.00 | 20.00 |
| 5 | 459-2400 | STAFF DEVELOPMENT CENTRE (ESTABS) | 6,000,000.00 | 1,000,000.00 | 5,000,000.00 | 16.67 |
| 6 | 459-5601 | HUMAN CAPITAL DEVELOPMENT | 2,000,000.00 | 500,000.00 | 1,500,000.00 | 25.00 |
| 7 | 451-0200 | DIRECTORATE OF FARM SETTLEMENT AND PEASANT FARMER DEVELOPMENT | 2,834,741.81 | 600,000.00 | 2,234,741.81 | 21.17 |
| 8 | 451-0600 | FADAMA PROJECT | 2,000,000.00 | 450,000.00 | 1,550,000.00 | 22.50 |
| 9 | 459-5900 | STATE COMMITTEE ON FOOD AND NUTRITION (UNICEF ASSISTED) | 5,653,802.88 | 550,000.00 | 5,103,802.88 | 9.73 |
| 10 | 458-0800 | FORESTRY DEPARTMENT | 2,000,000.00 | 320,000.00 | 1,680,000.00 | 16.00 |

| | | | | | | |
|----|----------|---|--------------|--------------|--------------|-------|
| 11 | 459-3101 | MULTILATERAL DEPARTMENT | 4,500,000.00 | 440,000.00 | 4,060,000.00 | 9.78 |
| 12 | 459-4200 | PETROLEUM PRODUCTS CONSUMER PROTECTION UNIT | 2,000,000.00 | 275,000.00 | 1,725,000.00 | 13.75 |
| 13 | 458-3500 | STATE GOVERNANCE AND CAPACITY BUILDING | 2,500,000.00 | 600,000.00 | 1,900,000.00 | 24.00 |
| 14 | 458-0500 | OFFICE OF SURVEYOR-GENERAL OF THE STATE | 3,000,000.00 | 600,000.00 | 2,400,000.00 | 20.00 |
| 15 | 459-3112 | BUDGET TRACKING AND AUTOMATION | 6,000,000.00 | 550,000.00 | 5,450,000.00 | 9.17 |
| 16 | 459-3103 | DEVELOPMENT PLANNING AND STRATEGY COMMITTEE (MB AND EP) | 2,500,000.00 | 309,375.00 | 2,190,625.00 | 12.38 |
| 17 | 459-3102 | ECONOMIC DEVELOPMENT COUNCIL (MB AND EP) | 6,000,000.00 | 825,000.00 | 5,175,000.00 | 13.75 |
| 18 | 454-0900 | RURAL WATER SUPPLY SANITATION AGENCY | 3,000,000.00 | 660,000.00 | 2,340,000.00 | 22.00 |
| 19 | 454-0601 | MONITORING OF GOVERNMENT HOUSE PREMISES/TOWN ELECT | 3,000,000.00 | 550,000.00 | 2,450,000.00 | 18.33 |
| 20 | 459-4300 | UTILITY SERVICE DEPARTMENT | 6,000,000.00 | 1,100,000.00 | 4,900,000.00 | 18.33 |
| 21 | 459-3114 | DEVELOPMENT PARTNERS AND AIDS COORDINATION (MBEP) | 3,000,000.00 | 550,000.00 | 2,450,000.00 | 18.33 |
| 22 | 459-3110 | YOUTH EMPLOYMENT AND SOCIAL SUPPORT OPERATION (YESSO) | 5,000,000.00 | 825,000.00 | 4,175,000.00 | 16.50 |
| 23 | 457-0700 | WOMEN DEVELOPMENT CENTRE, IGEDE-EKITI (WOMEN AFFAIRS) | 566,948.36 | 74,250.00 | 492,698.36 | 13.10 |
| 24 | 455-0500 | BOARD FOR TECHNICAL AND VOCATIONAL EDUCATION | 1,700,000.00 | 400,000.00 | 1,300,000.00 | 23.53 |
| 25 | 455-0300 | STATE SCHOLASHIP BOARD | 3,401,690.17 | 440,000.00 | 2,961,690.17 | 12.93 |
| 26 | 456-0100 | MINISTRY OF HEALTH | 9,000,000.00 | 2,000,000.00 | 7,000,000.00 | 22.22 |
| 27 | 456-0103 | SHIC (MINISTRY OF HEALTH) | 2,000,000.00 | 500,000.00 | 1,500,000.00 | 25.00 |
| 28 | 456-0104 | MAINTENANCE OF HEALTH DATA BANK | 2,000,000.00 | 500,000.00 | 1,500,000.00 | 25.00 |
| 29 | 457-0607 | GOVT. PUPILS IN CHILDREN HOME NUR/PRY SCHOOL | 3,000,000.00 | 600,000.00 | 2,400,000.00 | 20.00 |
| 30 | 455-0701 | TEACHING SERVICE COMMISSION LOANS BOARD | 2,000,000.00 | 500,000.00 | 1,500,000.00 | 25.00 |
| 31 | 455-0401 | SUBEB STAFF HOUSING LOANS BOARD | 2,000,000.00 | 500,000.00 | 1,500,000.00 | 25.00 |
| 32 | 459-4401 | SERVE-EK STEERING COMMITTEE | 510,253.53 | 110,000.00 | 400,253.53 | 21.56 |
| 33 | 459-0103 | PUBLIC COMPLAINT COMMISSION | 2,000,000.00 | 500,000.00 | 1,500,000.00 | 25.00 |

| | | | | | | |
|----|----------|-----------------------|--------------|------------|--------------|-------|
| 34 | 459-0415 | GOVERNMENT ASSET UNIT | 2,500,000.00 | 600,000.00 | 1,900,000.00 | 24.00 |
|----|----------|-----------------------|--------------|------------|--------------|-------|

(b) TRANSFER TO OTHER FUNDS

| S/N | HEAD | MINISTRY/DEPARTMENT/AGENCY | BUDGET 2018 ₦ | ACTUAL 2018 ₦ | BUDGET VARIANCE ₦ | PERFORMANCE % ₦ |
|-----|----------|--|---------------------|---------------------|-------------------------|-----------------------|
| 1 | 459-2100 | HOUSE OF ASSEMBLY | 221,775,662.59 | 23,000,078.00 | 198,775,584.59 | 10.37 |
| 2 | 459-2800 | STATE AUDITOR-GENERAL'S OFFICE | 20,000,000.00 | 2,462,500.00 | 17,537,500.00 | 12.31 |
| 3 | 459-2900 | STATE AUDITOR-GENERAL FOR LOCAL GOVERNMENT | 5,000,000.00 | 340,000.00 | 4,660,000.00 | 6.80 |
| 4 | 455-0500 | BOARD FOR TECHNICAL AND VOCATIONAL EDUCATION | 60,000,000.00 | 9,123,750.00 | 50,876,250.00 | 15.21 |
| 5 | 457-0500 | SPORT COUNCIL | 19,691,050.50 | 3,000,000.00 | 16,691,050.50 | 15.24 |

(c) CAPITAL RELEASES TO MINISTRIES/DEPARTMENTS/AGENCIES

| S/N | HEAD | MINISTRY/DEPARTMENT/AGENCY | BUDGET 2018 ₦ | ACTUAL 2018 ₦ | BUDGET VARIANCE ₦ | PERFORMANCE % |
|-----|----------|--|---------------------|---------------------|-------------------------|------------------|
| 1 | 459-0400 | GOVERNOR'S OFFICE (GAD) | 1,254,500,000.00 | 166,172,940.36 | 1,088,327,059.64 | 13.25 |
| 2 | 459-0700 | BUREAU OF PUBLIC PROCUREMENT (BPP) | 11,000,000.00 | 2,000,000.00 | 9,000,000.00 | 18.18 |
| 3 | 459-4100 | STATE INDEPENDENT ELECTORAL COMMISSION | 200,000,000.00 | 46,000,000.00 | 154,000,000.00 | 23.00 |
| 4 | 458-0500 | OFFICE OF SURVEYOR-GENERAL OF THE STATE | 50,000,000.00 | 1,500,000.00 | 48,500,000.00 | 3.00 |
| 5 | 459-3100 | MINISTRY OF BUDGET AND ECONOMIC PLANNING | 2,602,875,087.73 | 105,984,818.80 | 2,496,890,268.93 | 4.07 |
| 6 | 454-0800 | EKITI STATE WATER CORPORATION | 500,000,000.00 | 2,000,000.00 | 498,000,000.00 | 0.40 |
| 7 | 459-4300 | UTILITY SERVICE DEPARTMENT | 52,000,000.00 | 6,670,425.00 | 45,329,575.00 | 12.83 |

| | | | | | | |
|----|----------|--|------------------|---------------|------------------|-------|
| 8 | 455-0400 | STATE UNIVERSAL BASIC EDUCATION BOARD | 1,880,600,000.00 | 68,035,667.12 | 1,812,564,332.88 | 3.62 |
| 9 | 456-0100 | MINISTRY OF HEALTH | 513,000,000.00 | 1000,000.00 | 512,000,000.00 | 0.19 |
| 10 | 456-0400 | PRIMARY HEALTH CARE DEVELOPMENT AGENCY | 170,000,000.00 | 12,196,570.00 | 175,803,430.00 | 7.17 |
| 11 | 456-0300 | EKITI STATE UNIVERSITY TEACHING HOSPITAL | 160,853,934.24 | 14,605,857.50 | 146,248,076.74 | 9.08 |
| 12 | 458-0900 | STATE ENVIROMENTAL PROJECTION AGENCY | 500,000,000.00 | 59,403,907.68 | 440,596,092.32 | 11.88 |
| 13 | 459-1300 | MINISTRY FOR LOCAL GOVERNMENT AND CHIEFTANCY AFFAIRS-STATE | 50,000,000.00 | 12,103,000.00 | 37,897,000.00 | 24.21 |

3.5.2 MDAS WITH BUDGETARY PROVISION WITHOUT ANY RELEASE THROUGHOUT THE YEAR

(a) OVERHEAD COST

| S/N | HEAD | MINISTRY/DEPARTMENT/AGENCY | BUDGET | ACTUAL | BUDGET | PERFORMANCE |
|-----|----------|---|---------------|--------|---------------|-------------|
| | | | 2018 | 2018 | VARIANCE | % |
| | | | ₦ | ₦ | ₦ | |
| 1 | 459-1606 | OFFICE OF THE SPECIAL ADVISER, GOVERNOR'S OFFICE (GH&P) | 2,535,586.89 | - | 2,535,586.89 | - |
| 2 | 459-0410 | OFFICE OF PRIVATE SECRETARY TO GOVERNOR'S OFFICE (GH&P) | 1,020,507.05 | - | 1,020,507.05 | - |
| 3 | 459-5901 | BOUNDARY TECHNICAL COMMITTEE (D-GOV) | 5,669,483.62 | - | 5,669,483.62 | - |
| 4 | 459-2600 | EKITI STATE PENSION COMMISSION (ACTUARIAL VALUATION) | 50,000,000.00 | - | 50,000,000.00 | - |
| 5 | 459-1614 | MAINTENANCE OF GOVERNOR'S LODGE | 3,061,521.15 | - | 3,061,521.15 | - |
| 6 | 457-0300 | GOVERNMENT PRINTING PRESS | 1,500,000.00 | - | 1,500,000.00 | - |

(b) TRANSFER TO OTHER FUNDS

| S/N | HEAD | MINISTRY/DEPARTMENT/ AGENCY | BUDGET 2018 ₦ | ACTUAL 2018 ₦ | BUDGET VARIANCE ₦ | PERFORMANCE % |
|-----|----------|--|---------------------|---------------------|-------------------------|------------------|
| 1 | 459-2200 | HOUSE OF ASSEMBLY SERVICE COMMISSION | 20,669,483.62 | - | 20,669,483.62 | - |
| 2 | 457-0100 | MINISTRY OF INFORMATION, SOCIAL DEVELOPMENT SPORTS AND CULTURE | 20,441,502.49 | - | 20,441,502.49 | - |
| 3 | 459-1800 | CHRISTIAN PILGRIMS BOARD | 20,000,000.00 | - | 20,000,000.00 | - |
| 4 | 459-1900 | MUSILIM PILGRIM BOARD | 20,000,000.00 | - | 20,000,000.00 | - |
| 5 | 459-4500 | OFFICE OF PUBLIC DEFENDER | 10,000,000.00 | - | 10,000,000.00 | - |
| 6 | 459-3900 | BUREAU OF TOURISM, ART AND CULTURE | 5,000,000.00 | - | 5,000,000.00 | - |
| 7 | 454-0200 | JOB CREATION AND EMPLOYMENT AGENCY | 5,669,483.62 | - | 5,669,483.62 | - |
| 8 | 459-3200 | BUREAU OF STATISTICS | 10,000,000.00 | - | 10,000,000.00 | - |
| 9 | 455-0600 | AGENCY FOR ADULT AND NON-FORMAL EDUCATION | 35,169,483.62 | - | 35,169,483.62 | - |
| 10 | 455-0400 | SUBEB | 32,000,000.00 | - | 32,000,000.00 | - |

(c) CAPITAL RELEASES TO MINISTRIES/DEPARTMENTS/AGENCIES

| S/N | HEAD | MINISTRY/DEPARTMENT/ AGENCY | BUDGET 2018 ₦ | ACTUAL 2018 ₦ | BUDGET VARIANCE ₦ | PERFORMANCE % |
|-----|----------|--|---------------------|---------------------|-------------------------|------------------|
| 1 | 459-1500 | OFFICE OF THE DEPUTY GOVERNOR | 30,000,000.00 | - | 30,000,000.00 | - |
| 2 | 459-5400 | EKITI STATE BOUNDARY COMMISSION | 5,000,000.00 | - | 5,000,000.00 | - |
| 3 | 458-1200 | STATE EMERGENCY MANAGEMENT AGENCY [SEMA] | 15,000,000.00 | - | 15,000,000.00 | - |

| | | | | | | |
|----|----------|---|----------------|---|----------------|---|
| 4 | 459-0500 | OFFICE OF THE SECRETARY TO THE STATE GOVERNMENT (SSG) | 5,000,000.00 | - | 5,000,000.00 | - |
| 5 | 459-1200 | POLITICAL AND INTER-PARTY AFFAIRS[P&E] | 10,000,000.00 | - | 10,000,000.00 | - |
| 6 | 459-1000 | EKITI STATE LIAISON OFFICE- ABUJA | 50,000,000.00 | - | 50,000,000.00 | - |
| 7 | 459-4500 | BUREAU OF TRANSFORMATION AND STRATEGY | 3,000,000.00 | - | 3,000,000.00 | - |
| 8 | 459-2600 | EKITI STATE PENSION COMMISSION / BOARD | 100,000,000.00 | - | 100,000,000.00 | - |
| 9 | 459-2901 | PENSION TRANSITIONAL ARRANGEMENT DEPARTMENT | 43,000,000.00 | - | 43,000,000.00 | - |
| 10 | 459-1900 | MUSLIM PILGRIM WELFARE BOARD | 2,500,000.00 | - | 2,500,000.00 | - |
| 11 | 459-1800 | CHRISTIAN PILGRIM WELFARE BOARD | 5,000,000.00 | - | 5,000,000.00 | - |
| 12 | 459-3000 | CABINET DEPARTMENT GOVERNOR'S OFFICE | 315,000,000.00 | - | 315,000,000.00 | - |
| 13 | 459-2000 | INTEGRATION AND INTER GOVERNMENTAL AFFAIRS | 10,000,000.00 | - | 10,000,000.00 | - |
| 14 | 459-2100 | HOUSE OF ASSEMBLY | 70,000,000.00 | - | 70,000,000.00 | - |
| 15 | 457-2200 | HOUSE OF ASSEMBLY SERVICE COMMISSION | 55,000,000.00 | - | 55,000,000.00 | - |
| 16 | 457-0100 | MINISTRY OF INFORMATION, YOUTH AND SPORTS DEVELOPMENT | 252,099,595.01 | - | 252,099,595.01 | - |
| 17 | 457-0200 | BROADCASTING SERVICE OF EKITI STATE | 143,318,750.00 | - | 143,318,750.00 | - |
| 18 | 459-0600 | OFFICE OF THE HEAD OF SERVICE | 5,000,000.00 | - | 5,000,000.00 | - |
| 19 | 459-2300 | OFFICE OF ESTABLISHMENT AND TRAINING | 300,000,000.00 | - | 300,000,000.00 | - |
| 20 | 459-2800 | STATE AUDITOR-GENERAL OFFICE | 18,000,000.00 | - | 18,000,000.00 | - |
| 21 | 459-2900 | OFFICE OF AUDITOR-GENERAL FOR LOCAL GOVERNMENT | 15,000,000.00 | - | 15,000,000.00 | - |
| 22 | 459-3900 | CIVIL SERVICE COMMISSION | 15,000,000.00 | - | 15,000,000.00 | - |
| 23 | 451-0100 | MINISTRY OF AGRICULTURAL AND RURAL DEVELOPMENT | 453,837,816.87 | - | 453,837,816.87 | - |
| 24 | 451-0500 | AGRICULTURAL DEVELOPMENT PROJECT | 102,471,605.50 | - | 102,471,605.50 | - |
| 25 | 451-0200 | DIRECTORATE OF FARM SETTLEMENT AND PEASANT FARMER DEVELOPMENT | 109,327,877.45 | - | 109,327,877.45 | - |
| 26 | 455-0200 | SCHOOL AGRICULTURE AND ENTERPRISE | 21,000,000.00 | - | 21,000,000.00 | - |

| | | | | | | |
|----|----------|--|------------------|---|------------------|---|
| 27 | 458-0800 | INTERNAL REVENUE SERVICE | 55,000,000.00 | - | 55,000,000.00 | - |
| 28 | 451-0600 | FADAMA PROJECT | 40,680,140.00 | - | 40,680,140.00 | - |
| 29 | 458-0800 | FORESTRY DEPARTMENT | 5,000,000.00 | - | 5,000,000.00 | - |
| 30 | 451-0300 | FOUNTAIN AGRIC MARKETING AGENCY | 13,983,798.27 | - | 13,983,798.27 | - |
| 31 | 453-0400 | MINISTRY OF FINANCE AND ECONOMIC DEVELOPMENT | 200,000,000.00 | - | 200,000,000.00 | - |
| 32 | 459-5200 | CENTRAL INTERNAL AUDIT OFFICE | 6,000,000.00 | - | 6,000,000.00 | - |
| 33 | 452-0100 | MINISTRY OF COMMERCE, INDUSTRIES AND COOPERATIVE | 319,084,851.63 | - | 319,084,851.63 | - |
| 34 | 453-0700 | EKITI STATE ENTERPRISES DEVELOPMENT AGENCY | 16,526,307.05 | - | 16,526,307.05 | - |
| 35 | 454-0300 | MULTI PURPOSE CREDIT AGENCY | 16,526,307.99 | - | 16,526,307.99 | - |
| 36 | 454-0200 | JOB CREATION AND EMPLOYMENT AGENCY | 2,643,309.98 | - | 2,643,309.98 | - |
| 37 | 454-0700 | BUREAU OF INFORMATION, COMMUNICATION AND TECHNOLOGY (ITC) | 140,000,000.00 | - | 140,000,000.00 | - |
| 38 | 459-1100 | EKITI STATE TRAFFIC MANAGEMENT AGENCY | 5,000,000.00 | - | 5,000,000.00 | - |
| 39 | 452-0300 | EKITI STATE MINERAL RESOURCES DEVELOPMENT AGENCY | 109,327,877.45 | - | 109,327,877.45 | - |
| 40 | 453-0100 | BUREAU OF TOURISM, ARTS AND CULTURE | 76,262,719.49 | - | 76,262,719.49 | - |
| 41 | 459-3200 | BUREAU OF STATISTICS | 50,000,000.00 | - | 50,000,000.00 | - |
| 42 | 459-3400 | SUSTAINABLE DEVELOPMENT GOALS (SDG) OFFICE | 1,200,000,000.00 | - | 1,200,000,000.00 | - |
| 43 | 459-4000 | FISCAL RESPONSIBILITY COMMISSION | 2,000,000.00 | - | 2,000,000.00 | - |
| 44 | 454-0900 | RURAL WATER SUPPLY AND SANITATION AGENCY | 25,000,000.00 | - | 25,000,000.00 | - |
| 45 | 458-0200 | STATE HOUSING CORPORATION | 159,000,000.00 | - | 159,000,000.00 | - |
| 46 | 458-0600 | URBAN RENEWAL AGENCY (CAPITAL URBAN DEVELOPMENT AUTHORITY) | 25,000,000.00 | - | 25,000,000.00 | - |
| 47 | 454-0500 | MINISTRY OF PUBLIC UTILITIES | 100,000,000.00 | - | 100,000,000.00 | - |
| 48 | 459-0200 | THE JUDICIARY | 169,000,000.00 | - | 169,000,000.00 | - |
| 49 | 459-3000 | JUDICIARY SERVICE COMMISSION | 22,000,000.00 | - | 22,000,000.00 | - |

| | | | | | | |
|----|----------|---|----------------|---|----------------|---|
| 50 | 459-0100 | MINISTRY OF JUSTICE | 65,865,229.22 | - | 65,865,229.22 | - |
| 51 | 459-5700 | OFFICE OF PUBLIC DEFENDER | 27,000,000.00 | - | 27,000,000.00 | - |
| 52 | 455-0800 | EKITI STATE LIBRARY BOARD | 17,350,000.00 | - | 17,350,000.00 | - |
| 53 | 455-1200 | COLLEGE OF EDUCATION IKERE-EKITI | 60,000,000.00 | - | 60,000,000.00 | - |
| 54 | 455-1000 | EKITI STATE UNIVERSITY | 260,000,000.00 | - | 260,000,000.00 | - |
| 55 | 455-0700 | STATE TEACHING SERVICE COMMISSION | 24,000,000.00 | - | 24,000,000.00 | - |
| 56 | 455-0600 | AGENCY FOR ADULT AND NON-FORMAL EDUCATION | 41,000,000.00 | - | 41,000,000.00 | - |
| 57 | 455-0300 | STATE SCHOLASHIP BOARD | 3,200,000.00 | - | 3,200,000.00 | - |
| 58 | 456-0600 | HOSPITAL MANAGEMENT BOARD | 208,000,000.00 | - | 208,000,000.00 | - |
| 59 | 456-0200 | COLLEGE OF HEALTH TECHNOLOGY | 85,000,000.00 | - | 85,000,000.00 | - |
| 60 | 456-0500 | CENTRAL MEDICAL STORE | 70,000,000.00 | - | 70,000,000.00 | - |
| 61 | 458-0700 | MINISTRY OF ENVIRONMENT | 5,000,000.00 | - | 5,000,000.00 | - |
| 62 | 458-1000 | EKITI STATE WASTE MANAGEMENT BOARD | 50,000,000.00 | - | 50,000,000.00 | - |
| 63 | 457-0500 | EKITI STATE SPORT COUNCIL | 6,572,500.00 | - | 6,572,500.00 | - |
| 64 | 459-1400 | CHIEFTANCY AFFAIRS | 10,000,000.00 | - | 10,000,000.00 | - |

The table above revealed that most MDAS could not access their budgetary provisions during the period under review. While the sum of N6,087,315,737.97 was projected as expenditure for the MDAS, no fund was released to them throughout the year. MDAS with budgetary provisions of N8,381,632,655.43 could only access N554,908,139.46 (or approximately 6.62%) leaving a difference of N7,826,724,515.97 which could not be accessed.

Financial resources should be released according to approved plans, as irregular, incomplete and even non-release of fund stifles the capacity of the affected MDAS to achieve set goals and objectives in the budget. However, this is only realisable if Government moves away from unrealistic fiscal projections.

In the current fiscal year, it was observed that out of the sum of N453,837,816.87 projected as capital expenditure for Ministry of Agriculture and Rural Development, nothing was released to it translating to 0% budget performance.

The result made mockery of any Agricultural policy the Government professed to have pursued in the year.

Audit is of the opinion that in face of unstable crude oil prices and failing economy, Agricultural Sector holds prospect for immense growth of the economy and employment generation in the State. Therefore, it should be recognised as one area of focus for more investments and innovations so that the sector could be repositioned as an alternative to crude oil.

3.6 EXCESS EXPENDITURE TO MDAS

(a) PERSONNEL COSTS

| HEAD | MINISTRY/DEPARTMENT | APPROVED ESTIMATES 2018 ₦ | ACTUAL EXPENDITURE 2018 ₦ | VARIANCE 2018 ₦ |
|----------|---|------------------------------|------------------------------|--------------------|
| 459-5100 | POLITICAL AND ECONOMIC AFFAIRS DEPARTMENT | 43,048,788.35 | 54,863,577.60 | (11,814,789.25) |

(b) SOCIAL BENEFITS

| HEAD | MINISTRY/DEPARTMENT/ PARASTATALS | APPROVED ESTIMATES 2018 ₦ | ACTUAL EXPENDITURE 2018(ACCRUAL) ₦ | VARIANCE 2018 ₦ |
|---------|-------------------------------------|------------------------------|---------------------------------------|--------------------|
| 434-002 | GRATUITY | 1,000,000,000.00 | 2,765,021,112.11 | (1,765,021,112.11) |

(c) OVERHEAD COSTS

| HEAD | MINISTRY/DEPARTMENT/ PARASTATALS | APPROVED ESTIMATES 2018 | ACTUAL EXPENDITURE 2018 | VARIANCE 2018 |
|----------|-------------------------------------|-------------------------------|-------------------------------|------------------|
| | | ₦ | ₦ | ₦ |
| 457-0200 | BROADCASTING SERVICE OF EKITI STATE | 3,000,000.00 | 40,588,842.94 | (37,588,842.94) |

(d) SUBVENTIONS/GRANTS TO TERTIARY INSTITUTIONS / PARASTATALS

| HEAD | MINISTRY/DEPARTMENT/ PARASTATALS | APPROVED ESTIMATES 2018 | ACTUAL EXPENDITURE 2018 | VARIANCE 2018 |
|----------|-------------------------------------|-------------------------------|-------------------------------|------------------|
| | | ₦ | ₦ | ₦ |
| 455-1000 | Ekiti State University | 7,191,125,264.12 | 7,306,212,296.00 | (115,087,031.88) |

3.7 EXCESS PERSONNEL COST:

It was observed that only one Department - Political and Economic Affairs Department had an excess personnel cost amounting to N11,814,789.25 in the current year. This was a drastic reduction when compared to N737,271,294.88 recorded in 2017 by 20 MDAS.

However, necessary approval for the above expenditure had not been made available to this office contrary to the provisions of section 120 (2) of the Constitution of Federal Republic of Nigeria 1999 (as amended).

3.8 EXCESS SOCIAL BENEFITS:

The sum of N1,765,021,112.11 was observed to be excess gratuity in the year under review. This was as a result of moving from IPSAS cash to IPSAS Accrual accounting basis where the whole Gratuity payable for the year was taken as expenditure. The attention of Budget Officers is hereby drawn to this new concept. Enough Budget estimates should be made for this kind of expenditure in preparation of subsequent budgets.

3.9 EXCESS OVERHEAD COST:

The excess overhead cost of N37,588,842.94 was discovered to be the retained IGR of a parastatal (BSES) recorded in the accounts but which was not captured in the overhead estimates of the parastatal. This error was pointed out in 2017 Auditor-General's Report but no concrete step was taken to correct the anomaly.

3.10 EXCESS GRANTS TO TERTIARY INSTITUTIONS AND PARASTATALS

Excess grants to Ekiti State University in the year amounted to N115,087,031.88. This was observed to have reduced remarkably from N1,467,730,158.88 recorded in the preceding year.

However, the excess grants recorded in the year showed inefficiencies of officers responsible for vote watch and vote charge balances which should be a pre-requisite for generating release warrants.

3.11 CONTROL OF EXPENDITURE:

Expenditure control was observed to have improved in the current year as excess expenditure in MDAS and Parastatals reduced considerably from N2,455,804,133.98 recorded in 2017 to N164,490,663.87 in 2018.

As an important element of budget execution and Financial resources management, serious attention should be given to expenditure control in the State by the concerned officers.

4.0 REVIEW OF FINANCIAL STATEMENTS:

4.1 STATEMENT OF FINANCIAL PERFORMANCE:

The Statement of Financial Performance published for the period ended 31st December, 2018 showed a net surplus balance of N4,338,149,568.44 as against a net deficit balance of N2,526,401,431.49 recorded in 2017. The summary of the statement is shown below:

| | 2018 | 2017 |
|--------------------------------------|--------------------------------|----------------------------------|
| | N | N |
| Total Revenue generated for the year | 66,719,055,756.21 | 56,791,187,976.54 |
| Total Operating Expenses | <u>(55,970,158,587.38)</u> | <u>(48,948,306,901.13)</u> |
| Surplus from operating activities | 10,748,897,168.83 | 7,842,881,075.41 |
| Total Non-Operating Expenses: | <u>(6,410,747,600.39)</u> | <u>(10,369,282,506.90)</u> |
| | <u>4,338,149,568.44</u> | <u>(2,526,401,431.49)</u> |

SOURCE: Financial Reports of the Accountant-General, Ekiti State for the year ended 31st December, 2018.

From the above, there was an improvement in both the revenue generated from operating activities and operating expenses incurred in the year compared with last year figures.

Despite my advice in 2017 Auditor-General's Report that classification of expenditure should strictly comply with NCOA, it was observed in the current year that capital expenditure amounting to N1,278,714,615.90 (included in non-operating expenses) was expensed from the statement of Financial Performance in the year because it was expended on items which fall outside the categories of assets recognised by IPSAS. The Budget Officers should note this for correction in subsequent years.

It was equally observed that Revenue in the statement of performance was not classified as Revenue from Exchange Transactions and Non-Exchange Transactions in line with IPSAS 9 and IPSAS 33 respectively. Adjustment should be made in 2019 financial statements which happens to be the last transitional year within which models for transiting to IPSAS accrual should be developed.

4.2 STATEMENT OF FINANCIAL POSITION:

4.2.1 ASSETS:

4.2.2 CURRENT ASSETS:

4.2.3 LIQUID ASSETS: (CASH AND CASH EQUIVALENT)

These are balances on cash, bank and call (Fixed Deposit) accounts. The number of current bank accounts maintained by the State rose from 76 in year 2017 to 78 in the year under review. The total balance of N11,951,237,961.91 recorded for the year included reconciled cash book balances of MDAS and IGR collection Accounts Balances as at 31st December, 2018 with the details shown below:

CASH AND CASH EQUIVALENTS:

| | 2018 | 2017 |
|----------------------------------|---------------------------------|---------------------------------|
| | N | N |
| Treasury Cash Balances | 5,403,430,784.61 | 11,237,130,202.65 |
| Cash Held by MDA'S | 6,091,084,838.41 | 146,938,487.33 |
| IGR Collection Accounts Balances | <u>456,722,338.89</u> | <u>-</u> |
| TOTAL | <u>11,951,237,961.91</u> | <u>11,384,068,689.98</u> |

SOURCE: Financial Reports of the Accountant-General, Ekiti State for the year ended 31st December, 2018.

From the above analysis, there was an increase of N567,169,271.93 in the current year figure when compared with previous year's figure. No call account (Fixed Deposit) balance was observed at the end of the current financial year. However, it was observed by Audit that 3 months VAT inflows of 24/7/18, 1/8/18 and 28/9/18 were unilaterally fixed for few days by Access Bank without any approval from the State Government. The sum of N1,725,405.00 generated as interest from the transaction was not recognised in the accounts by the Accountant-General's Office.

The Accountant-General's Office is hereby advised to be more alive to its treasury management responsibilities by ensuring that all idle cash are properly invested.

4.2.4 RECEIVABLES

The total receivables as at 31st December, 2018 was N4,039,203,795.48. This was an increase of N11,792,418.01 when compared with N4,027,411,377.47 in the previous year. The increase of N11,792,418.01 had been treated as surplus in the statement of Changes in Net Asset/Equity.

It was discovered by Audit that refunds made by civil servants on Wema shares loan were recognised as Revenue in year 2017 and 2018. However, such wrong entry in 2018 accounts had been reversed and correct entry made in the receivables. Adjustment should be made for 2017 figure in 2019 accounts to reveal the correct balance of Wema shares loans.

4.2.5 NON – CURRENT ASSETS:**4.2.6 BOND SINKING FUND:**

The Bond Sinking Fund account balance as at 31st December, 2018 was N1,596,112,000.00 which translated to a reduction of N965,316,000.00 (or approximately 37.69%) when compared with 2017 balance of N2,561,428,000.00.

In the current year, the State Government completed the payment of N20 Billion (first tranche) Bond taken in the year 2011. The outstanding balance which is due to the State Government from Bond sinking fund account as at 31st December, 2018 after the payment was N1,254,432,000.00 as shown below:

| DETAILS INFLOWS: | FIRST TRANCHE (N) | SECOND TRANCHE (N) | TOTAL (N) |
|-------------------------------|--------------------------|---------------------------|--------------------------|
| Receipt from State Government | 33,364,533,000.00 | 6,113,327,000.00 | 39,477,860,000.00 |
| Investment Income | 1,122,628,000.00 | 123,064,000.00 | 1,245,692,000.00 |
| TOTAL INFLOW: | 34,487,161,000.00 | 6,236,391,000.00 | 40,723,552,000.00 |
| OUTFLOW: | | | |
| Principal Repayment | 20,000,001,000.00 | - | 20,000,001,000.00 |
| Payment to Bond Holders | 12,498,258,000.00 | 5,803,261,000.00 | 18,301,519,000.00 |
| Consultants Fees | 450,558,000.00 | 10,436,000.00 | 460,994,000.00 |
| Registrars Fees | 16,807,000.00 | - | 16,807,000.00 |
| Management Fees | 120,097,000.00 | 15,296,000.00 | 135,393,000.00 |
| Trusteeship Fees | 147,000,000.00 | 65,627,000.00 | 212,627,000.00 |
| Reimbursable Fees | - | - | - |
| Bank Charges and Courier | 8,000.00 | 91,000.00 | 99,000.00 |
| TOTAL OUTFLOW | 33,232,729,000.00 | 5,894,711,000.00 | 39,127,440,000.00 |
| BALANCE | 1,254,432,000.00 | 341,680,000.00 | 1,596,112,000.00 |

Source: Financial Reports of the Accountant –General, Ekiti State for the year ended 31st December, 2018.

4.2.7 FIXED ASSETS (PROPERTY, PLANT AND EQUIPMENT)

The total cost of Fixed Assets (PPE) as at 31st December, 2018 was N19,183,354,071.65 with the details shown below:

| | N |
|---|---------------------------------|
| Balance as at 1 st January, 2018 | 3,370,560,581.09 |
| Assets procured and recognised in 2018 | 10,687,423,760.71 |
| 2017 WIP transferred to fixed Assets schedule in 2018 | 5,125,369,729.85 |
| Total cost of Fixed Assets as at 31/12/18 | <u>19,183,354,071.65</u> |

The Net Book Value of Assets as at 31st December, 2018 was N17,310,868,787.86 after Accumulated Depreciation of N1,872,485,283.79 was charged on the assets.

The cost of Fixed Assets (PPE) classified as Work-In-Progress as at 31st December, 2018 was N1,577,074,209.00. This represented cost of various on-going projects in the State. No depreciation was provided on these assets.

The State Government has only a year left after this 2nd transitional Financial Statements to document, value and recognise all its assets in the financial statements. It is pertinent to note that the relief period applied in adopting IPSAS accrual basis is not expected to be longer than 3 years as provided for in IPSAS 33.

Audit had not sighted the register of Government holdings of Fixed Assets maintained in line with the requirements of IPSAS Accrual which is expected to include information on their historical cost, usage and age. The Agency in-charge of Government Assets should make this available for verifications.

4.2.8 LIABILITIES:

4.2.9 CURRENT LIABILITIES:

The total recognised current liabilities of the State Government as at 31st December, 2018 was N24,317,230,789.73 as against N23,645,370,959.75 posted in 2017 translating to an increase of N671,859,829.98 (or approximately 2.84%). The details of the recognised current liabilities are shown overleaf:

| | 2018 | | 2017 | |
|-------------------------------------|-------------------|--------------------------|-------------------|--------------------------|
| | N | N | N | N |
| Unremitted deductions (Salaries) | | 1,767,651,852.18 | | 1,265,750,692.07 |
| Unremitted Taxes (FIRS) | | 143,278,818.21 | | - |
| Payables: | | | | |
| Salaries and Wages | 4,104,952,070.05 | | 5,818,925,332.85 | |
| Pension | 1,206,843,078.92 | | 1,519,119,649.40 | |
| 10% contribution to CPS | 78,901,417.12 | | 64,505,487.36 | |
| Gratuities | 12,967,804,712.10 | 18,358,501,278.19 | 10,434,373,386.08 | 17,836,932,855.69 |
| Accrued Expenses: | | | | |
| Overhead | - | | 94,850,519.38 | |
| Transfer to other charges | - | | 113,597,650.00 | |
| Grants/Subventions | 4,047,798,841.15 | 4,047,798,841.15 | 4,334,248,241.98 | 4,542,696,411.36 |
| TOTAL | | 24,317,230,789.73 | | 23,645,370,959.75 |

SOURCE: Financial Reports of the Accountant-General, Ekiti State for the year ended 31st December, 2018.

It is disheartening to note that no concerted efforts were made by the Office of Accountant-General to gather documents and recognise the outstanding liabilities of the State Government knowing full well that the step is key to full adoption of IPSAS Accrual. Outstanding Current Liabilities reported by Audit in 2017 Auditor-General's Report such as Furniture Allowance, Outstanding debts of law firms and others not mentioned like Severance Allowance were not recognised in 2018 Financial Statements contrary to the advice given in the report.

As it was observed in the last year's Auditor-General's Report, no ledgers had been opened for these liabilities in the Office of Accountant-General as at 31st December, 2018.

Also, schedules supporting some of the outstanding liabilities had not been made available to Audit for verification.

4.2.10 RECOMMENDATIONS:

- (i) All Outstanding current liabilities of the Government must be collated, documented and recognised in the 2019 Financial Statements.
- (ii) Ledgers should be maintained for all the liabilities: salaries, pensions and other expenses due but not paid at the end of the month should be recognised and posted to the relevant ledgers immediately.
- (iii) The practice where MDAS were asked to submit soft copies of their salaries when they were to be paid should be discouraged. A date should be fixed for the submission of salary vouchers (soft copies) which will give allowance for processing before the end of the month. The unpaid processed salaries and allowances at the end of the month should be recognised immediately and posted to Salary Payable account in the General Ledgers.
- (iv) Contractual obligations should always be disclosed as a note to the accounts while jobs done and certified by the appropriate authorities but not yet paid for should be recognised and posted to the relevant ledgers.
- (v) The retentions fees on contracts should be recognised as liabilities and disclosed in the financial statements.

4.2.11 NON-CURRENT LIABILITIES:

The total Non-Current Liabilities (Long Term Borrowings) of the State Government as at 31st December, 2018 was N88,101,923,330.15 against N87,706,136,329.86 recorded in year 2017 which represented a slight increase of N395,787,000.29 (or approximately 0.46%). The detail is as follows:

| | 2018 | 2017 |
|---------------|---------------------------------|---------------------------------|
| | N | N |
| Foreign Loan | 30,034,529,853.59 | 20,748,175,056.79 |
| Domestic Loan | <u>58,067,393,476.56</u> | <u>66,957,961,273.07</u> |
| | <u>88,101,923,330.15</u> | <u>87,706,136,329.86</u> |

4.2.12 DOMESTIC LOAN:

In the current year, the total Internal Loan procured by the State was N287,500,000.00 as against N8,495,000,000.00 obtained in 2017.

It was observed by Audit that the proceeds of the loan which was obtained by Forsterfield Limited on behalf of the State Government was not applied as approved. The loan obtained to initiate and complete major identified infrastructural projects such as modern market at Oja Oba and Irona to enable the State realise massive economic potentials was diverted to construction of Ministry of Finance building.

During the same period the sum of N11,504,425,721.71 was paid on Internal loans as follows:

| S/N | NAME OF LOAN | PRINCIPAL REPAYMENT N | INTEREST PAYMENT N | TOTAL PAYMENT N |
|-----|-----------------------------|-------------------------|-------------------------|--------------------------|
| 1 | FGN Bonds | 270,049,872.21 | 2,707,793,949.15 | 2,977,843,821.36 |
| 2 | Bailout | 272,012,693.81 | 764,740,617.28 | 1,036,753,311.09 |
| 3 | Bond Proceeds | 4,804,267,272.12 | - | 4,804,267,272.12 |
| 4 | SKYE (SCOA) | - | - | - |
| 5 | Access Excess Crude Account | 306,486,315.34 | 1,132,918,539.60 | 1,439,764,854.94 |
| 6 | Budget Support Fund | - | - | - |
| 7 | UBEC 2012/2015 | 700,000,000.00 | - | 700,000,000.00 |
| 8 | NUWSRP-3 | 164,450,000.00 | - | 164,450,000.00 |
| 9 | FOSTERFIELD | 287,500,000.00 | 33,846,462.20 | 321,346,462.20 |
| 10 | SJLGA | 60,000,000.00 | - | 60,000,000.00 |
| | TOTAL | 6,865,126,153.48 | 4,639,299,568.23 | 11,504,425,721.71 |

SOURCE: Financial Reports of the Accountant-General, Ekiti State for the year ended 31st December, 2018.

The State was yet to commence repayment on Budget support facilities with a cumulative total of N16,869,000,000.00 as at 31st December, 2018.

It was observed that the sum of N359,890,382.36 being deductions for 4 months on Access (ECA) Loan was made as future repayment in the year by Access Bank. Approval letter authorising the deduction was not presented to Audit.

4.2.13 FOREIGN LOAN

The Foreign Loan drawn down of the State Government in the current year was N9,709,551,141.08 as against N4,008,926,117.57 recorded in the previous year. The largest loan drawn down of N6,120,000,000.00 (or approximately 63.03% was received for 3rd National Urban Water Sector Reform Project .

In the same period, the sum of N614,719,692.21 repayment was made on Foreign Loan out of which N423,196,344.28 was principal repayment while the balance of N191,523,347.93 was Interest on Loan.

The closing balance of foreign loan as at 31st December, 2018 was \$106,211,598.23, when converted at official rate of N305/\$ amounted to N32,394,537,460.15. However, the closing balance recognised in the year was N30,034,529,853.59. The difference of N2,360,007,606.56 being exchange difference had not been recognised in 2018 financial statements. The adjustment should be made in 2019 accounts being the last transitional year to migrate to full IPSAS accrual.

It was observed that the cumulative drawn downs of the following World Bank assisted projects were yet to be recognised in the financial statements for the current year. This issue was also raised in 2016, and 2017 Auditor-General's Reports.

| S/N | NAME |
|------------|--|
| 1 | Youth Employment Social Support Orientation |
| 2 | Public Sector Governance Reform Development Project. |

The World Bank Assisted Projects draw down should be recognised in 2019 financial statements.

The total Loan repayment (Internal & External) made in the current year was N12,119,145,413.92 .

To guarantee Public Debt Sustainability, there is need to bring each State debt to 50% threshold in line with DMO guidelines which stated that the debt status of each State should not exceed 50% of Statutory Revenue in the preceding 12 months.

Audit observed that as at 31st December, 2018 the Debt to Income percentage of the State was 146% of statutory revenue.

Other Debt Ratios are:

- (i) Ratio of Capital Expenditure to Debt Service in the current year was 0.98 : 1
- (ii) Ratio of Service Payment to Total Revenue was 15 : 100

From the above calculations, the threshold would appear to have been exceeded. With low Revenue base, Debt Service will become a herculean task.

5.0 SUBMISSION OF APPROPRIATION ACCOUNTS BY MINISTRIES, DEPARTMENTS AND AGENCIES

The number of MDAS that rendered their appropriation Accounts increased from (Forty Eight) 48 in 2017 to Fifty Seven (57) in the current year. It was observed that all the MDAS with an exception of two (2) met the requirement of the Law by submitting their accounts before the due date of 31st March, 2019. It was an improvement over the previous years' compliance of the MDAS

The attention of the Accounting Officers of MDAS are hereby drawn to the provisions of sections 35 (4) of Audit Law (No 11) of 2014 for strict compliance. They should also note that Non-submission and late submission of the Appropriation Accounts is an infraction of the Financial Regulations.

The Table below shows the analysis of the rendition of appropriation accounts for the year under review.

5.1 SUBMISSION OF YEAR 2018 ANNUAL APPROPRIATION ACCOUNT.

| S/NO | MDA'S | DATE |
|-------------|--|-------------|
| 1 | Bureau of Public Procurement | 8-01-19 |
| 2 | Government House and Protocol Department | 10-01-19 |
| 3 | Office of Establishment & Training (Staff Housing Loans Board) | 11-01-19 |
| 4 | Ekiti State Waste Management Board | 11-01-19 |
| 5 | Ekiti State Boundary Commission | 14-01-19 |
| 6 | Ekiti State Library Board | 15-01-19 |
| 7 | Directorate of Farm Settlement and Peasant Farmers Development Ministry of Agriculture and Rural Development | 15-01-19 |
| 8 | Ekiti State Housing of Assembly Service Commission | 16-01-19 |
| 9 | General Administration Department | 17-01-19 |
| 10 | Ministry of Health | 18-01-19 |
| 11 | Ekiti State Internal Revenue Service | 18-01-19 |

| | | |
|----|---|----------|
| 12 | Ekiti Enterprise and Economic Development Agency | 22-01-19 |
| 13 | Ministry of Environment | 22-01-19 |
| 14 | Job Creation & Employment Agency (JCEA) | 23-01-19 |
| 15 | Primary Health care Development Agency | 23-01-19 |
| 16 | Bureau of Information Technology | 24-01-19 |
| 17 | Ekiti State House of Assembly | 25-01-19 |
| 18 | Ministry of Public Utilities | 28-01-19 |
| 19 | Office of the Surveyor General | 29-01-19 |
| 20 | Christian Welfare Board | 29-01-19 |
| 21 | Ekiti State Independent Electoral Commission | 29-01-19 |
| 22 | Bureau of Transformation, Service Delivery Strategy | 30-01-19 |
| 23 | Office of the Deputy Governor | 30-01-19 |
| 24 | Office of the Public Defender | 30-01-19 |
| 25 | Office of the State Auditor –General For Local Government | 30-01-19 |
| 26 | Office of the Accountant General | 30-01-19 |
| 27 | Central Internal Audit Office | 31-01-19 |
| 28 | EkitiState Housing Corporation | 1-02-19 |
| 29 | Civil Service Commission | 1-02-19 |
| 30 | Ekiti State Multipurpose Credit Agency | 1-02-19 |
| 31 | Hospitals Management Board | 1-02-19 |

| | | |
|----|---|----------|
| 32 | Ministry Of Education | 1-02-19 |
| 33 | Ministry of Justice | 4-02-19 |
| 34 | State Bureau Of Statistics | 5-02-19 |
| 35 | Ministry Of Agriculture And Rural Development | 7-02-19 |
| 36 | Ekiti State Agricultural Development Programme | 7-02-19 |
| 37 | Sustainable Development Goals Office | 8-02-19 |
| 38 | Ministry Of Works And Transportation | 8-02-19 |
| 39 | Urban Renewal Agency | 12-02-19 |
| 40 | Ekiti State Scholarship Board | 12-02-19 |
| 41 | Bureau Of Chieftaincy Affairs | 12-02-19 |
| 42 | Agency For Adult And Non-formal Education | 12-02-19 |
| 43 | Office Of Establishment And Training | 12-02-19 |
| 44 | Ministry Of Finance And Economic Development | 12-02-19 |
| 45 | Ekiti State Aids Control Agency | 13-02-19 |
| 46 | Cabinet And Special Service Department | 13-02-19 |
| 47 | Ekiti State Trust Fund | 13-02-19 |
| 48 | Ekiti State Muslim Pilgrims Welfare Board | 13-02-19 |
| 49 | Ministry Of Budget And Economic Planning | 13-02-19 |
| 50 | Ekiti State Health Insurance Scheme | 18-02-19 |
| 51 | Ministry Of Local Government, Community Development And Chieftaincy Affairs | 18-02-19 |

| | | |
|----|--|----------|
| 52 | Office Of Executive Governor Political And Economic Affairs Department | 18-02-19 |
| 53 | Ministry Of Commerce, Industries And Cooperatives | 19-02-19 |
| 54 | Bureau of Tourism | 12-02-19 |
| 55 | Ministry Of Land | 6-02-19 |
| 56 | Ekiti State Water Corporation | 2-04-19 |
| 57 | Board For Technical and Vocational Education | 2-04-19 |

5.2 OBSERVATIONS ON APPROPRIATION ACCOUNTS SUBMITTED BY MDAS

- (1) The appropriation accounts submitted by the MDAS were prepared with old Revenue and Expenditure codes which were different from the codes in IPSAS Compliant budget.
- (2) It was observed that there were variances between the appropriation figures submitted by MDAS to this office and figures in the DVEA books kept by the Accountant-General's Office

5.3 RECOMMENDATIONS:

- (1) The Ministry of Budget and Economic Planning should make available to MDAS in the State IPSAS compliant budget template for the use of the MDAS in compilation and submission of their Appropriation Accounts.
- (2) The DFAS of MDAS should not only be informed of their roles and responsibilities under IPSAS accrual accounting but they should be well trained to discharge these roles and responsibilities effectively.

6.0 STATE OF THE ACCOUNTS:

6.1 ADOPTION OF IPSAS ACCRUAL BASIS OF ACCOUNTING:

Ekiti State Government initiated accrual basis IPSAS on 1st January, 2017 and elected to adopt transitional exemptions in IPSAS 33 that allows it to apply deemed cost and a transitional period of up to three years. The 2018 financial statements were the second transitional accrual IPSAS financial statements of the State. The implication of the above is that the State has committed itself to full adoption of IPSAS accrual basis by 31st December, 2019.

Within the transitions relief period, the State is expected to develop models for transiting to IPSAS accrual fully. However, it would appear that adequate preparations were not made for the full adoption as Audit observed the following among others:

- (1) **ANALYTICAL CASH BOOKS:** Analytical cash books were introduced for use in the current year by the Accountant-General's Office to record financial transactions of Government. However, the revenue and expenditure were not classified appropriately in the cash books thereby defeating the purpose for which they were introduced.
- (2) **NON-USE OF LEDGERS:** General Ledgers were not maintained both for revenue and expenditure items. Therefore, tracing of totals of each revenue and expenditure items to financial statements were difficult.
- (3) **NON-RECOGNITION OF LIABILITIES AS AT WHEN DUE:** Expenses are supposed to be reported on an accrual basis i.e recognised in the period they are incurred or when related services are enjoyed and not at the point of preparation of Financial Statements as observed.
- (4) **NON-PARTICIPATORY ROLES OF MDAS:** This was observed as the MDAS still prepared their accounts (especially appropriation accounts) on cash basis whereas IPSAS accrual basis had been adopted. Financial records available in MDAS were still kept using old revenue and expenditure codes and classification.

6.1.1 RECOMMENDATIONS:

- (i) One of the pre-conditions for a successful move to IPSAS accrual accounting is a double-entry based general ledger system. This is the only Accounting system that can drive the National Chart of Accounts. The Office of Accountant-General is invited to take note of this. Effect from 1st January, 2019 General Ledgers must be put to use by the Office.
- (ii) The Director of Finance and Accounts of MDAS and Parastatals should be properly briefed and well trained to drive the implementation of IPSAS accrual basis of accounting in their respective MDAS.

6.2 BUDGET PREPARATION UNDER IPSAS ACCRUAL BASIS:

In the current year, the Ministry of Budget and Economic Planning converted the Budget prepared with old template (which contained old classification and codes of revenue and expenditure) to IPSAS Compliant budget.

It was observed that in the process of conversion, some Revenue items that were classified as Capital Receipt were now moved to Revenue Receipt thereby leading to rearrangement of revenue items in the Budget in a way that was different from what was originally approved. This should be discouraged and Budget prepared with IPSAS compliant template.

6.2.1 RECOMMENDATIONS:

- (i) Government should procure a new software for preparation of IPSAS compliant Budget.
- (ii) Government should ensure full completion and activation of SIFMIS as it is the only way to involve all participants of the Financial Statements.
- (iii) The case of SIFMIS project claimed to have been completed but which was not functioning should be urgently revisited. The contractor should be recalled to do the needful to make the system functional.

6.3 MISCLASSIFICATION OF EXPENDITURE:

The fallout of using the old budget template was misclassification of expenditure. With the adoption of IPSAS accrual basis, capital expenditure has ceased to exist.

However, in the year under review, capital expenditure amounting to N1,278,714,605.90 which could not meet IPSAS requirement for PPE was expensed in the year.

6.3.1 RECOMMENDATION:

The Ministry of Budget, Economic Planning and Service Delivery should employ the new budget template based on National Chart of Accounts for the preparation of 2019 and subsequent years' budgets.

6.4 RECOGNITION OF ASSETS:

With the adoption of IPSAS accrual basis of accounting effective 1st January, 2017 and having taken advantage of 3 years transitional relief in line with IPSAS 33 the State has up to 31st December, 2019 to recognise all her existing assets in the books of accounts.

6.4.1 RECOMMENDATION:

In order not to reverse all the gains made by the adoption of IPSAS accrual basis, the State should take urgent steps to identify, document and value all her existing assets so that the value could be brought into the accounts on or before 31st December, 2019.

6.5 TRANSFERS FROM LOCAL GOVERNMENT:

The sum of N225,000,000.00 was recorded under this Revenue Head in 2018 accounts being contributions made by the Local Governments for Social Security Scheme in the State through SJLGA. There were no provisions made for this in 2018 Budget Estimates.

Audit equally observed that other revenue inflows from the SJLGA to some MDAS were excluded in the Revenue Head in 2018 accounts. The Revenue inflows were part of 1.66% Statutory Allocation to Agencies and Parastatals allocated through SJLGA to Ministry of Local Governments, Office of Accountant-General and Office of Auditor-General for Local Governments which amounted to N101,343,618.08, N22,008,967.57 and N22,008,967.57 respectively in the year under review.

Both the revenue and expenditure were neither included in the 2018 Budget Estimates nor shown in the Appropriation Accounts of these MDAs. The failure to properly account for such revenue and expenditure constituted a gross understatement of facts in the Financial Statements.

6.5.1 RECOMMENDATIONS:

- (i) The Accounting Officers of the affected MDAS should inform the Budget Ministry of these revenues in their MDAS.
- (ii) The attention of the Budget Officers is hereby drawn to these revenues to accommodate them in the budget estimates during budget preparation or budget review exercise.

6.6 REVENUE COLLECTED, RETAINED AND EXPENDED WITHOUT APPROPRIATION

It was observed that some MDAs were allowed to retain part of the revenue collected to meet their expenses. Examples of such MDAs are: (i) HMB 70% of IGR generated by Secondary Health Facilities in the State, (ii) Ministry of Education – Examination fees, (iii) Ministry of Agriculture – Tractor Hiring fee. However, the guideline for accounting of such revenue was not issued by the Ministry of Finance as a result, a chunk of the State IGR and services rendered were not captured in the Consolidated Revenue Fund. The failure to properly account for such revenue and services constituted a gross understatement of facts in the Financial Statements.

6.6.1 RECOMMENDATIONS:

- (i) Proper guideline for accounting of such retained revenue should be issued by the Ministry of Finance.
- (ii) Ministry of Budget, Economic Planning and Service Delivery should ensure that both retained revenue and expenditure are captured by the Budget Estimates.

6.7 10% STATUTORY ALLOCATION TO LOCAL GOVERNMENT COUNCILS FROM INTERNALLY GENERATED REVENUE.

The Local Government Councils in the State are entitled to 10% of all Internally Generated Revenue of the State. In the current year, the Financial Reports of the Accountant-General revealed that the sum of N6,299,712,315.36 was the amount generated as IGR. The ten percent (10%) Statutory Allocation to Local Government Councils from this amount is N629,971,231.54. There was no evidence that this amount had been released to the Local Government Councils in the State.

6.7.1 RECOMMENDATION:

Compliance with extant provisions of the law will further enhance growth and development of the Local Government Council areas.

6.8 UNAPPROPRIATED EXPENDITURE:

There were no provisions made in the budget estimate for the expenditure made from the following receipts:

WORLD BANK PROJECTS:

The draw downs on these projects for each year are posted to Capital Costs Head of Expenditure without any provisions made in the budget estimate for such expenditure.

6.8.1 RECOMMENDATIONS:

- (i) The attention of the Budget Officers is hereby drawn to expenditure of this nature to accommodate them into the budget estimates during budget preparation or budget review exercise.
- (ii) The Accountants who fail to draw the attention of the concerned Officers to expenditures of this nature should be sanctioned.

6.9 REVENUE GENERATED BUT NOT CAPTURED BY IGR PLATFORM.

Despite my repeated comments in the past Auditor-General's Reports on this issue, the recommendation that all data on State IGR should be submitted to SIRS for record purposes by the Treasury or any other special Agency that collected any revenue in the State on

monthly or quarterly basis had not been implemented. Non inclusion of these revenues in the IGR platform of SIRS may fuel the speculation that these revenues were collected and misappropriated.

6.9.1 RECOMMENDATION:

Submission of all data on State IGR to SIRS is germane to declaration of accurate and correct IGR figure for the State.

6.10 OUTSTANDING LOSSES:

Outstanding losses which amounted to **N107,384,799.20** and reported as **Appendix 'A'** were yet to be attended to by some of the affected MDAS despite repeated comments on the issue in past reports. The Accounting Officers of the affected MDAS had made no effort to recover the losses. The Public Accounts Committee is urged to take necessary action as recommended in **Appendix 'A'**

6.11 DISPOSAL OF UNSERVICEABLE ITEMS IN THE STATE:

My comments in 2016 Auditor-General's Report on actual number of vehicles and other items disposed at the Ekiti State House of Assembly and the sales proceed which could not be ascertained by the Audit remain unchanged. The complete report of Board of Survey from the Ekiti State House of Assembly had not been submitted to my office as at 31st December, 2018.

6.11.1 RECOMMENDATION:

- (i) The Director of Administration and Supply (DAS) of Ekiti State House of Assembly should forward a complete report of all items sold by the Board of Survey to the Ekiti State Auditor-General without further delay.

6.12 STATE INVESTMENTS:

The management of Government stock had been transferred to Fountain Holdings Limited since year 2011. The State had appointed Stock Managers to manage the Stocks on behalf of the State Government. Details of their activities are with the State Finances Department of the Ministry of Finance.

The audited Financial Statements of the Holdings had not been submitted to my office since inception and the stock was not reflected in the State's Annual Financial Statements.

6.12.1 RECOMMENDATIONS:

- (i) There is an urgent need to conduct a forensic investigation on the organization since inception.
- (ii) The Public Accounts Committee of Ekiti State House of Assembly should take a critical look at the case of Fountain Holdings for appropriate action.

- (iii) The enterprise should be repositioned to become a viable organization that will professionally manage Government investments to generate earnings and harness the economic potentials of the State for revenue enhancement and employment generation.
- (iv) The Management of the Holdings should forward the current position of the stock to the Office of the State Auditor-General for perusal.

6.13 DEFRAYING PUBLIC DEBTS IN EKITI STATE

The Accountant-General's disclosure of Public debt is always found to be deficient yearly. The consequence is that Government's attention is not drawn to some elements of the debt which may impact on good governance. Outstanding salaries/emoluments disclosed has not been including unpaid furniture allowance.

Audit is of the opinion that Government debts in this regard should not be allowed to continue to accumulate, rather a strategy should be put in place to tackle the payment. It is suggested that the furniture allowance should be categorised as follows:

- (i) Amount owed before the inauguration of this Administration
- (ii) Furniture allowance falling due since the advent of this Administration.

Those falling due now should be paid as they fall due while those owed before this Administration should be settled as the officer retire instead of cumulating all the debts on gratuity.

In my opinion, those paid will wish the Government well and used the money to affect Ekiti State economy positively. Also the pressure on gratuity will be reduced as it is easier to pay a few officers monthly than settling the accumulated gratuities later.

6.14 REVIEW OF THE FINANCIAL ADMINISTRATION:

There is the need to review the current Financial Administration being used in the State to reflect the newly introduced Accounting standards and establishment of Central Internal Audit. It is observed that copies of the current Financial Administration are no longer available as those who wanted to buy could not get them at Civil Service Commission or at Office of Establishments and Training.

6.14.1 RECOMMENDATION:

The present copy of the Financial Administration could be made available on the website of Ekiti State Government for any user to download.

6.15. PAYE TAX DEDUCTIONS:

It was observed that the State owned Tertiary Institutions have not been deducting Tax from Staff salaries in accordance with Personal Income Tax Act 2011 (PITA). This has led to a situation where Civil Servants who are less paid pay more Tax than workers in the Tertiary Institutions who are better paid. The concomitant effect is a serious shortfall in the taxes collected leading to reduced Internally Generated Revenue. By my estimates, the State stands a chance of collecting over N22 Million from Ekiti State University and over N80 Million from all Tertiary Institutions in the State monthly if PITA is correctly applied.

6.15.1 RECOMMENDATIONS:

- (i) The Ministry of Finance should issue another letter to supersede the one purportedly issued by the last Administration and which is the basis of the wrong deduction.
- (ii) PAYE Taxes should be based on PITA (2011) as amended.

6.16 ABANDONED PROJECTS:

It is worrisome to note that some projects executed by the past administrations were left abandoned and have become den for hoodlums. Some of the projects are:

- (i) Oba Adejuyigbe Hospital, Agric Olope, Ado-Ekiti.
- (ii) Multi-purpose Civic Centre, Fajuyi, Ado-Ekiti.
- (iii) Office Complex at the State Secretariat, Ado-Ekiti.
- (iv) Spare parts Market along Federal Polytechnic Road, Ado-Ekiti.
- (v) Oduduwa Farmer's Academy, Isan.
- (vi) Transposer Boosting Stations across the State.

Apart from the economic benefits that the completion of these projects will bring to the State if completed, the avoidable cost of variation on the said projects will become a heavy burden in the nearest future, if the projects are left unattended to now.

It was noted by Audit that work had already started in some of these projects. Government should intensify efforts to complete the projects.

6.16.1 RECOMMENDATIONS:

- (i) It is suggested that a given percentage of the State's Annual Budget should be dedicated to attending to these un-completed projects.
- (ii) The spare parts Market along Poly road should be allocated on "complete and use basis"

6.17 OUTSTANDING ISSUES IN PREVIOUS AUDITOR-GENERAL'S REPORT

Many issues raised and recommendations made in the past Auditor-General's Reports were left unattended to by the concerned MDAs. It must be noted here that the essence of the Auditor-General's Report is to expose the weaknesses and flaws in the Financial Management System and to recommend ways to strengthening same to ensure transparency and accountability in the management of public finances which is the hallmark of good governance.

6.18 POSITION OF ACCOUNTS IN EDUCATIONAL INSTITUTIONS/PUBLIC SECONDARY SCHOOLS.

The accounts of One Hundred and Ninety Four (194) Public Secondary, Technical and Special Schools for the year 2017/2018 had been checked with the necessary corrections made by this Office.

Out of One Hundred and Ninety Four (194) public schools in the State, One Hundred and Thirty Eight (138) schools had been audited. Work is in progress on the auditing of Seven (7) schools, while Forty Nine (49) schools were yet to be audited as at the time of writing this report.

However, most of the anomalies mentioned in paragraph (2) of the 2008 Auditor-General's Report still remain.

It is equally sad to note that no effort was made to recover the outstanding amount of ₦11,271,572.70 being loss of fund reported in paragraph a (b) of the 2009 Auditor-General's Report and included in this Report as **Appendix 'B'** while **Appendix 'C'** contains the current position of the accounts of all Public Secondary Schools in the State.

6.19 TERTIARY INSTITUTIONS

The state of the accounts of the Tertiary Institutions in the State is as listed below:

| S/N | INSTITUTION | PERIOD |
|------------|--|---------------------------------------|
| 1 | Ekiti State University, Ado-Ekiti | 31 st December, 2016 (WIP) |
| 2 | College of Education, Ikere-Ekiti | 31 st December, 2014 |
| 3 | College of Health, Science & Technology, Ijero | 31 st December, 2018 |

6.20 GOVERNMENT CORPORATIONS AND GOVERNMENT AGENCIES:

Despite my repeated comments in previous Auditor-General's Reports the accounts of the following Corporations /Agencies had not been audited:

1. State Universal Basic Education Board

2. Ekiti State Electricity Board
3. Ekiti State Water Corporation
4. Fountain Holdings Ltd.
5. Ekiti State Housing Corporation
6. Ekiti State Sports Council

The position of Accounts of the various Parastatals is contained in **Appendix 'D'** to this report.

6.21 ISSUES REQUIRING GOVERNMENT ATTENTION IN THE OFFICE OF THE STATE AUDITOR-GENERAL.

6.21.1 AUDIT STAFF TRAINING AND DEVELOPMENT

Staff training and development is essential to enhance the productivity of any establishment as employees learn specific knowledge or skills to improve performance. To keep staff abreast of innovations in Accounting and Auditing, Government should train more staff especially in the area of ICT, Forensic Audit, IPSAS Accrual, Risk based Auditing, Taxation, Project Monitoring and overseas training organised by INTOSAI to update their knowledge. I wish to acknowledge here that the Office is now deriving benefits from the training provided for few members of staff. The trained staffs are adding value to the Office.

6.21.2 FINANCE:

The Office of the State Auditor-General was not adequately funded in the year under review and this had affected the capacity of the Office to discharge its duties efficiently.

There is no doubting the fact that Audit stands as the interface between the Government and the Public. Audit is the only constitutionally established body that gives credibility to the Finances of the Government before the Public. Therefore, such an Office should be adequately funded for efficiency and effectiveness.

My Office should be funded in equal monthly instalments once budget is approved by the House of Assembly as stated in the State Audit Law section 41(3) to guarantee some level of financial independence and as practiced by other States.

6.21.3 AUDIT LAW

Good governance has its bedrock in accountability and independent audit institutions.

Though, the Office of the Auditors – General in Nigeria are granted independence by the provisions of sections 85 and 125 of the 1999 Constitution as amended, much still has to be done in giving effect to the spirit of the Constitution.

The State Government took the right step towards the passage of Audit Bill into Law in 2014. Whatever expedient reviews that have to be carried out on the Law to allow for its full implementation should be speedily concluded. Without the full implementation of the Audit Law, the Auditor-General lacks the desired practical independence.

6.21.4 ACCOMODATION:

The present Headquarter Office can only accommodate the Directors and the Deputies. There is the need to provide accommodation for the remaining staff for convenience and efficiency.

6.21.5 STAFF DISPOSITION:

The staff strength of the Office remained grossly inadequate. It shall therefore be appreciated if existing vacant positions are filled by the State Government to enhance efficiency and effectiveness.

6.21.6 OFFICIAL CARS:

Presently, the Auditor-General has no Official vehicle despite the fact that sometimes he has to attend meetings, conferences and seminars outside the State in furtherance of the performance of his official duties. Also, the Directors have no official cars.

Official cars should be provided for the Auditor-General and the Directors for efficiency and effectiveness.



Daniel A. Kayode (FCNA,FCFIP,ACTI)
FRC/2014/ANAN/00000010277
Auditor-General,
Ekiti-State.

APPENDIX 'A'

DETAILS OF LOSS OF FUND AS AT 31ST DECEMBER, 2018.

| MINISTR/AGENCY | Ref NO | AMOUNT INVOLVED ₦ | AMOUNT RECOVERED ₦ | OUTSTANDING BALANCE ₦ | NAMES OF OFFICER INVOLVED | REMARKS |
|----------------------------------|---------------------|----------------------|-----------------------|--------------------------|----------------------------------|----------------------|
| MINISTRY OF JUSTICE | EK/GJS/2/1 | 103,942.00 | - | 103,942.00 | Mr.FemiOmotayo | No recovery |
| MINISTRY OF JUSTICE | EK/GL/MJS/1/5 | 214,927.61 | - | 214,927.61 | Mr.FemiOmotayo | No recovery |
| EKITI SPEB | EK/GL/ESTAB/1/3 | 41,000.00 | - | 41,000.00 | Mr.E.O.Alo | No recovery |
| BULK PURCHASE VENTURES | EK/GL/BPV/1/3 | 660,950.00 | - | 660,950.00 | Mr. P.O. Orimolade | No recovery |
| BULK PURCHASE VENTURES | EK/ GL/BPV/2/4 | 98,970.00 | - | 98,970.00 | Mr M.A Alade | No recovery |
| OFFICE OF MILITRY ADMINISTRATION | EK/ GL /GKP/1/29 | 210,980.00 | - | 210,980.00 | Mr.O.OOluyede | No recovery |
| MINISTRY OF WORKS AND TRANSPORT | EK/ GL/SHLB /1 | 1,529,267.03 | - | 1,529,267.03 | Mr.O.Ooluyede | No recovery |
| MINISTRY OF EDUCATION | EK/GL/MED/1/97 | 250,000.00 | - | 250,000.00 | Mr. C. O Afolayan | Under correspondence |
| B.S.E.S | EK/ GL /BSES/1/2003 | 46,176.00 | - | 46,176.00 | Mr OluAkerere | Under correspondence |
| B.S.E.S | EK/ GL /BSES/5/2003 | 615,000.00 | - | 615,000.00 | Messer Martins Ayoola and Others | Full Recovery |
| B.S.E.S | EK/ GL /BSES/6/3002 | 521,000.00 | - | 521,000.00 | Mr Abiodun Ola Ofe | No recovery |
| C.U.D.A | EK/GL/CUDA/1/3 | 8,096,217.96 | - | 8,096,217.96 | Messer I.A Ilori and Others | No recovery |
| C.U.D.A | EK/GL/CUDA/14/4 | 5,201,642.08 | - | 5,201,642.08 | Mrs Falodun And Mr Akinyemi | No recovery |
| MIN.OF EDUCATION | EK/GL/MED/2 | 1,041,730.00 | - | 1,041,730.00 | Mr.Kboluwade | No recovery |
| ACC. GEN. OFFICE | EK/GMD/AG/6/84 | 2,767,901.00 | - | 2,755,901.00 | Mr P. Adeniyi | Not fully recovered |

| | | | | | | |
|------------------|---------------------|-----------------------|-------------------|-----------------------|---------------------|---------------------|
| ACC. GEN. OFFICE | EK/GMD/AG/6/84 | 449,500.33 | 191,756.00 | 257,744.33 | Mr. J.O Ajayi | Not fully recovered |
| ACC. GEN. OFFICE | EK/GMD/AG/6/84 | 723,942.66 | 150,000.00 | 573,942.66 | Mr. J.O Olofin | Not fully recovered |
| ACC. GEN. OFFICE | EK/GMD/AG/6/84 | 284,366.89 | 32,000.00 | 252,366.89 | Mr. J.O Ogunmiloye | Not fully recovered |
| ACC. GEN. OFFICE | EK/GMD/AG/6/84 | 361,965.51 | 12,000.00 | 349,965.51 | Mr. J.A Morakinyo | Not fully recovered |
| ACC. GEN. OFFICE | EK/GMD/AG/6/84 | 1,105,000.00 | - | 1,105,000.00 | Mr. P Omotoso | Not fully recovered |
| ACC. GEN. OFFICE | EK/GMD/AG/6/84 | 608,052.00 | 100,000.00 | 508,052.00 | Mr E.T Olaiya | Not fully recovered |
| ACC. GEN. OFFICE | EK/GMD/AG/6/84 | 55,000.00 | 20,000.00 | 35,000.00 | Mr S.A. Ojo | Not fully recovered |
| ACC. GEN. OFFICE | EK/GMD/AG/6/84 | 1,211,756.41 | 400,000.00 | 811,756.41 | Mr.Omoloje | Not fully recovered |
| ACC. GEN. OFFICE | EK/GMD/AG/6/84 | 50,000.00 | 42,000.00 | 8,000.00 | Mr. E. Abiodun | Not fully recovered |
| ACC. GEN. OFFICE | EK/GMD/AG/6/84 | 76,000.00 | 60,000.00 | 16,000.00 | Mr. N.A Adegbaje | Not fully recovered |
| B.I.R | EK/GL/BIR/2006 | 3,417,567.72 | 996,000.00 | 2,421,509.72 | Mr. S.O. Abe | Not fully recovered |
| GAD | EK/GLS/GAD/02/2007 | 10,000,000.00 | - | 10,000,000.00 | Pastor F.I Akinluyi | No recovery |
| GAD | EK/GLS/GAD/03/2007 | 47,550,000.00 | - | 47,550,000.00 | Pastor F.I Akinluyi | No recovery |
| EKROMA | EK/GL/EKROMA/1/2006 | 4,700,000.00 | - | 4,700,000.00 | Mr.TayoOke | No recovery |
| SEPA | AQ/SEPA/02/1/18 | 15,600,000.00 | - | 15,600,000.00 | Mr. Agana O.S (PM) | No Recovery |
| | TOTAL | 107,591,555.20 | 206,756.00 | 107,384,799.20 | | |

APPENDIX 'B'

OVERLOADING OF SALARY PAYMENT VOUCHERS OF PUBLIC SECONDARY SCHOOLS IN EKITI STATE

| S/NO | NAME OF SCHOOL | PERIOD OF LOSS | AMOUNT INVOLVED ₦ | TOTAL RECOVERY ₦ | AMOUNT OUT-STANDING ₦ | PRINCIPAL'S NAME | BURSAR'S NAME | REMARK |
|------|----------------------------------|---------------------|-------------------|------------------|-----------------------|-------------------|--------------------|---------------|
| 1 | Osi Jnr. H/S, Osi-Ekiti | Nov.-Dec.,2006 | 94,000.00 | - | - | Mr. F.A. Ogunnike | Mr.Abolarin | |
| 2 | Elo Jnr. H/S, AiyetoroEkiti | Apr.-Jun.,2008 | 90,000.00 | 90,000.00 | - | Mr.Adeosun | Mr. B. E. Oye | |
| 3 | Ojo-Ugbole Jnr. H/S, IgboleEkiti | June,2008 | 42,174.58 | - | 42,174.58 | Mr.C.A. Ajiniran | Miss Isiaka S. B. | |
| 4 | Orin Jnr. H/S, Orin Ekiti | Apr.-Jun., 2008 | 78,700.68 | - | - | Mr.J.K. Adeleye | Mr.Abolarin O. | |
| 5 | Arinjale Com. Jnr H/S, IseEkiti | May-Jun.,2008 | 64,960.00 | 64,960.00 | - | - | Mr.O.J.Ojo | |
| 6 | Obada Jnr. H/S, IseEkiti | Jan., 2008 | 40,999.99 | - | 40,999.99 | - | Mr. S. K. Oni | |
| 7 | United Comp. Snr. H/S, IseEkiti | Apr.,2006-Jun.,2008 | 1,755,017.13 | - | 1,755,017.13 | Mr.S.S. Alarde | Mr. Y. A. Adegbola | |
| 8 | United Comp. Jnr. H/S, IseEkiti | Jul.2007-Jun.,2008 | 731,907.07 | - | 731,907.07 | Mr.M.A.Abegunde | Mr.C. Owonifari | |
| 9 | Ise Comp. Snr. H/S, IseEkiti | Apr.2006-Jul.,2008 | 1,247,932.45 | - | 1,247,932.45 | Mr. S. Olowolafe | Mr.S. Ekundayo | |
| 10 | OgbeseSnr. H/S, IseEkiti | Dec.2006-Jun.2008 | 3,029,276.47 | - | 3,029,276.47 | Mr. O. Faturoti | Mr.M. A. Afuye | |
| 11 | Ise Comp. Jnr. H/S | Mar. 2008 | 27,759.61 | - | 27,759.61 | Mr E.O.Ojo | Mr. E.M Asubiojo | |
| 12 | Akinluse Com. Snr. H/S, IseEkiti | Feb. – Mar. 2008 | 136,486.69 | 96,000.00 | 40,486.69 | Mr.B.O. Alabi | Mr.Anjorin | |
| 13 | Comm. Snr. OrunEkiti | May 2008 | 20,000.00 | 20,000.00 | - | Mr.Oyebanji | Mr. S.M Faaji | |
| 14 | Comm. Ser. H/S, AyegbajuEkiti | July 2006 | 81,724.16 | 82,210.00 | (484.84) | Mr. M.A Onurin | Mr.Owolabi | Rec. 31/11/06 |

| | | | | | | | | |
|----|---|--------------------------|------------|------------|-------------|----------------------------|---------------------|---------|
| 15 | Itaji Comm. Snr. Girl/S, ItajiEkiti | Apr. – Jun. 2008 | 300,464.08 | 300,000.00 | 464.08 | Mr.Ogunleye | Mr.Odeyemi | |
| 16 | St. Augustine Com. OyeEkiti | April 2008 | 46,264.26 | | 46,264.26 | Mr. A.T. Ogunruku | D.O. Fashiku | |
| 17 | Unity Jnr. H/S, OgotunEkiti | Nov. 2006 | 23,989.24 | 24,000.00 | (11.00) | Mr Ayeni | Mr.Ayeni | Rec. 25 |
| 18 | Omoeleye Jnr. H/S, IgbaraOdoEkiti | Jun. 2008 | 201,000.00 | 202,000.00 | (1,000.00) | Mr. G.A. Jegede | Mr.Akinluya | Rec |
| 19 | IlaweSnr. H/S, IlaweEkiti | May 2008 | 59,029.78 | 50,000.00 | 9,029.78 | Mr. F.B. Babalola | Mr.Ogunleye | |
| 20 | Mary Hill Boys H/S, Ado Ekiti | Mar.2006- Mar. 2008 | 112,773.91 | | 112,773.91 | - | Mr R.O.Fajenbola | |
| 21 | Ikere Jnr. H/S, IkereEkiti | Jul-Dec. 2007 | 302,080.68 | 101,700.00 | 200,380.68 | Mr.Olatunji&Mr.Ol ajide | Amos Kolawole | |
| 22 | A.C. Comp. Jnr. H/S, IkereEkiti (I) | Mar – Jun. 2008 | 482,896.89 | 255,140.00 | 227,756.89 | Mrs. F.W. Anifowose | Mr H.F Balogun | |
| 23 | A.C Comp. Jnr. H/S IkereEkiti (II) | Apr. 2006 – Feb. 2008 | 822,451.02 | - | 822,451.02 | Mrs. F.W. Anifowose | Mr H.F Balogun | |
| 24 | Emure Model Jnr. H/S, EmureEkiti | Mar. – May 2008 | 178,663.50 | 150,000.00 | 28,663.50 | - | Mrs. W.O. Arinde | |
| 25 | EporoSnr. H/S, EporoEkiti | May 2008 | 43,510.00 | 60,000.00 | (16,490.00) | - | Mr. E.A Oyewole | |
| 26 | IjalokeSnr. H/S, EmureEkiti | Feb. 2008 | 20,290.00 | 20,000.00 | 290.00 | - | Mr.Ogundare | |
| 27 | St Michael’s Cath. Jnr. G/S, EfonEkiti | Feb – May 2008 | 239,996.52 | - | 239,996.52 | | Mr.T.T. Oladeji | |
| 28 | EfonSnr. H/S, EfonEkiti | Feb-May 2008 | 275,880.98 | 275,000.00 | (111.02) | Mr.Adeniyi | Mr.O. Adesola | |
| 29 | Iloro Com. Jnr. H/S, IloroEkiti | 2006 L/B & Feb. 2008 | 37,004.44 | - | 37,004.44 | Mr F.F. Ojo | Mr.D.O. Adeosun | |
| 30 | Ekamefa Com. Snr. H/S, Ape AraEkiti | June, 2008 | 60,748.38 | 61,000.00 | (251.62) | Mr. S.A Ogunleye | Mr.J.O. Faola | |
| 31 | Odoowa Com. H/S, OdoowaEkiti | May – June 2008 | 199,007.17 | - | 199,007.17 | Mr. J.O. Kolawole | Mr.I.OAflabi | |

| | | | | | | | | |
|----|-------------------------------------|---------------------------------|--------------|------------|------------|-------------------|-------------------|--|
| 32 | Ipoti Jnr. H/S, IpotiEkiti | May - June 2008 | 129,952.22 | - | 129,952.22 | Chf. J.A.Ajiteru | Mr.J.O. Adeogun | |
| 33 | IpotiSnr. H/S, IpotiEkiti | June 2008 | 76,314.55 | - | 76,314.55 | Mr. W.B. Ojo | Mr.L.OAgunbiade | |
| 34 | Ijanmodu Comp. H/S, IjanEkiti | Jan. 2007 | 25,017.02 | - | 25,017.02 | Mr.Oguntimehin | Mrs.O.AAkinyede | |
| 35 | Aisegba Com. Jnr. H/S, AisegbaEkiti | May 2007 – Mar. 2008 | 1,140,074.18 | 189,000.00 | 951,074.18 | Mr.Aruleba | Mr.F. Asepari | |
| 36 | Ileowuro Jnr H/S AgbadoEkiti | Jul. 2006 | 80,484.74 | - | 80,484.74 | Mr. J.O. Agbebami | Mr.A. Adaramodu | |
| 37 | Ayeteju Com. Jnr. H/S, IroEkiti | Feb. – Jul. 2007 | 226,678.64 | - | 226,678.64 | - | - | |
| 38 | Edu Jnr. H/S, ErioEkiti | May 2008 | 50,000.00 | - | 50,000.00 | Mr.Onipede | Mrs.Omotola | |
| 39 | Edu Jnr. H/S, ErioEkiti | May 2008 | 18,317.39 | 20,000.00 | (1,682.61) | Rev. E.A. Ige | Mr.W.O. Fagbamila | |
| 40 | Aramoko Jnr. H/S, Aramoko | May 2008 | 50.000 | - | 50.000 | ? | ? | |
| 41 | OloketuyiMem. Jnr. H/S, IgbemoEkiti | Sept. 2006 | 16,286.71 | - | 16,286.71 | Mrs. Awe | Mrs.R.SOjo | |
| 42 | Egriroke Jnr. H/S, IyinEkiti | Jun. 2007 – Mar. 2008 | 312,260.67 | - | 312,260.67 | Elder Fadore | AdemiluaOjo | |
| 43 | Eyemote Jnr H/S, IyinEkiti | May, 2008 | 44,112.36 | - | 44,112.36 | Mrs.Adewale | Mrs.Aluko | |
| 44 | Iworoko CHS, IworokoEkiti | Mar. 2008 | 71,916.34 | - | 71,916.34 | Chf. Bamigboye | Mrs.Aguda | |
| 45 | Ekiti Bapt. Jnr H/S IgedeEkiti | Apr. – May 2008 | 300,000.00 | 300,000.00 | - | Mrs M.A. Jegede | Adeosun | |
| 46 | AmunuSnr. H/S, OmuoEkiti | Oct. 2006 – Jan. | 50,672.30 | - | 50,672.30 | - | Mr.Fadipe | |
| 47 | Ekamefa Comp. Jnr. H/S, IlasaEkiti | May 2006, Nov. 2007 & Oct. 2008 | 47,362.66 | - | 47,362.66 | Mr.Bolarinwa | J.B. Aladesuyi | |

| | | | | | | | | |
|----|---------------------------------------|--------------------------|----------------------|---------------------|----------------------|-------------|---------------|--|
| 48 | Obedu Com. Snr. H/S, IsinbodeEkiti | Jan. 2007 & Feb. 2008 | 71,880.94 | - | 71,880.94 | Mr.Oloodoye | Mr.Odetoye | |
| 49 | OmuokeSnr. H/S, OmuoEkiti | Nov – Dec. 2006 | 75,262.30 | - | 75,262.30 | - | Mr.P.S. Akeju | |
| | TOTAL | | 13,633,582.70 | 2,361,010.00 | 11,271,572.70 | | | |

APPENDIX 'C'

LIST OF AUDITED SCHOOLS 2017/2018 ACADEMIC SESSION

| S/N | NAMES OF SCHOOL | DATE LAST AUDITED |
|-----|---|-------------------------------|
| 1 | Ado Grammar School, Ado-Ekiti | 31 st August, 2018 |
| 2 | Mary Immaculate Grammar School Ado-Ekiti | - do - |
| 3 | Christ School, Ado-Ekiti | - do - |
| 4 | All Souls Ang. School, Ado-Ekit | - do - |
| 5 | Mary Hill High School, Ado-Ekiti | - do - |
| 6 | Baptist High School, Ado-Ekiti | - do - |
| 7 | Ola Oluwa Muslim Grammar School, Ado-Ekiti | - do - |
| 8 | Ado Community High School, Ado-Ekiti | - do - |
| 9 | AUD Comprehensive High School, Ado-Ekiti | - do - |
| 10 | Muslim College Ado-Ekiti | - do - |
| 11 | C.A.C. Comprehensive High School, Ado-Ekiti | - do - |
| 12 | Anglican High School, Ado-Ekiti | - do - |
| 13 | Ikingbunsin/Olorunda High School, Ado-Ekiti | - do - |

| | | |
|----|--|--------|
| 14 | Eyemote High School, Iyin-Ekiti | - do - |
| 15 | Okunsusi High School, Igede-Ekiti | - do - |
| 16 | Awo Community Comprehensive High School, Awo-Ekiti | - do - |
| 17 | Iropora High School, Iropora-Ekiti | - do - |
| 18 | Iworoko Community High School, Iworoko-Ekiti | - do - |
| 19 | Are/Afao Community High School, Are/Afao-Ekiti | -do- |
| 20 | Igbemo Community High School, Igbemo-Ekiti | - do - |
| 21 | Eyio Community School, Eyio-Ekiti | - do - |
| 22 | Oloketuyi Grammar School, Igbemo | - do - |
| 23 | Christ Girls School, Ado-Ekiti | - do - |
| 24 | Ekiti Baptist High School, Igede-Ekiti | - do - |
| | IJERO LOCAL GOVERNMENT | |
| 25 | Ipoti High School, Ipoti-Ekiti | - do - |
| 26 | Orisumbare Community High School, Ijero | - do - |
| 27 | Doherty Memorial Grammar School, Ijero | - do - |
| 28 | C.A.C. High School, Ijero-Ekiti | - do - |
| 29 | Iroko Comprehensive High School, Iroko-Ekiti | - do - |
| 30 | Ara Comprehensive High School, Ara-Ekiti | - do - |
| 31 | Babatope Memorial Grammar Scholl, Iroko-Ekiti | - do - |
| 32 | Ipoti Community High School, Ipoti-Ekiti | - do - |

| | | |
|----|--|-------------------------------|
| 33 | Esooba Comprehensive High School, Ikoru-Ekiti | - do - |
| 34 | Ilukuno Community High School, Ilukuno-Ekiti | - do - |
| 35 | Ekameta Community High School, Epe-Ekiti | - do - |
| 36 | Ijero High School, Ijero-Ekiti | - do - |
| 37 | Ayetoro/Iloro Community High School, Iloro-Ekiti | - do - |
| 38 | Iloro Community High School, Iloro-Ekiti | - do - |
| | OYE LOCAL GOVERNMENT | |
| 39 | Community High School, Ayebaju-Ekiti | 31 st August, 2018 |
| 40 | Community High School, Osin Osin-Ekiti | - do - |
| 41 | Community High School, Itaji-Ekiti | - do - |
| 42 | Obalatan Community Grammar School, Ilupeju | - do - |
| 43 | Oye egbo High School, Oye-Ekiti | - do - |
| 44 | St. Augustine Comprehensive High School, Oye-Ekiti | - do - |
| | IDO-OSI LOCAL GOVERNMENT | |
| 45 | Notre Dame High School, Usi-Ekiti | 31 st August, 2018 |
| 46 | Osi Community High School, Osi-Ekiti | - do - |
| 47 | Methedist Girls High School, Ifaki-Ekiti | - do - |
| 48 | Elo High School, Ayetoro-Ekiti | - do - |
| 49 | Orin High School, Irin-Ekiti | - do - |
| 50 | Ifaki Grammar School, Ifaki-Ekiti | - do - |

| | | |
|----|--|-------------------------------|
| 51 | Usi High School, Usi-Ekiti | - do - |
| 52 | Oganganmodu Grammar School, Ido-Ekiti | - do - |
| 53 | Ekiti Parapo College, Ido-Ekiti | - do - |
| | MOBA/ILEJEMEJE ZONAL OFFICES | |
| 54 | Moba Grammar School, Otun-Ekiti | 31 st August, 2018 |
| 55 | Ijesamodu Comprehensive High School, Ijesamodu-Ekiti | - do - |
| 56 | Oniyo Grammar School, Eda-Oniyo-Ekiti | - do - |
| 57 | Ifelodun Community High School, Igogo-Ekiti | - do - |
| 58 | Ilejemeje Community High School, Iye-Ekiti | - do - |
| 59 | Aaye Oja Grammar School, Aaye Oja Ekiti | - do - |
| 60 | Saliu Adeoti Memorial Grammar School, Otun-Ekiti | - do - |
| 61 | Iludun Grammar School, Iludun-Ekiti | - do - |
| 62 | Ikosu Grammar School, Ikosu-Ekiti | - do - |
| 63 | Igogo Commercial High School, Igogo-Ekiti | - do - |
| 64 | Ewu Comprehensive High School, Ewu-Ekiti | - do - |
| 65 | Ipere Comprehensive High School, Ipere-Ekiti | - do - |
| 66 | Eyemojo Comprehensive High School, Osan-Ekiti | - do - |
| | ARAMOKO ZONAL OFFICE | |
| 67 | Aramoko District Commercial High School, Aramoko | 31 st August, 2018 |
| 68 | Aramoko Community Grammar School, Aramoko | - do - |

| | | |
|----|---|-------------------------------|
| 69 | C.A.C. Grammar School, Efon | - do - |
| 70 | Community High School, Okemesi –Ekiti | - do - |
| 71 | Efon High School, Efon-Alaaye | - do - |
| 72 | Ikogosi Grammar School, Ikogosi-Ekiti | - do - |
| 73 | Ile-Ona Community High School, Aramoko-Ekiti | - do - |
| 74 | Ipole/Iloro Community High School, Ipole-Ekiti | - do - |
| 75 | Erijiyan Community High School, Erijiyan-Ekiti | - do - |
| 76 | Anglican High School, Efon | - do - |
| | IKOLE ZONAL OFFICE | |
| 77 | Egbeoba High Scholl, Ikole-Ekiti | 31 st August, 2018 |
| 78 | Fiyinfolu Comprehensive High School, Ayedun-Ekiti | - do - |
| 79 | Holy Apostolic High School, Ikole-Ekiti | - do - |
| 80 | Ikole City College, Ikole-Ekiti | - do - |
| 81 | Odundun High School, Odo Ayedun-Ekiti | - do - |
| | ILAWE ZONAL OFFICE | |
| 82 | Ojorube Grammar School, Ogotun-Ekiti | 31 st August, 2018 |
| 83 | United High School, Ilawe-Ekiti | - do - |
| 84 | Community High School, Igbara-Odo-Ekiti | - do - |
| 85 | Ogotun Unity Secondary School, Ogotun-Ekiti | - do - |
| 86 | Omoleye Community High School, Igbara Odo | - do - |

| | | |
|-----|--|-------------------------------|
| 87 | Ogotun High School, Ogotun-Ekiti | - do - |
| 88 | Alarelu Comprehensive High School, Igbara Odo | - do - |
| 89 | Corpus Christi College, Ilawe-Ekiti | - do - |
| | EKITI EAST/GBOYIN ZONAL OFFICE | |
| 90 | Ekamefa Community Grammar School, Ilasa-Ekiti | 31 st August, 2018 |
| 91 | Aisegba Comprehensive High School, Aisegba-Ekiti | - do - |
| 92 | Ile-Owuro High School, Agbado-Ekiti | - do - |
| 93 | New Era College, Ode-Ekiti | - do - |
| 94 | Omuo Comprehensive High School Omuo-Ekiti | - do - |
| 95 | Omuo-Oke Grammar School, Omuo Oke Ekiti | - do - |
| 96 | Ifelodun Community Grammar School, Ikun Araromi | - do - |
| 97 | Ayo Daramola Grammar School, Ijan-Ekiti | - do - |
| 98 | Methodist High School, Egbe-Ekiti | - do - |
| 99 | Aisegba Community High School, Aisegba-Ekiti | - do - |
| 100 | Methodist High School, Isinbode-Ekiti | - do - |
| 101 | Ode High School, Ode-Ekiti | - do - |
| 102 | Omuo Ore Secondary School, Omuo-Ekiti | - do - |
| 103 | Methodist High School, Isinbode-Ekiti | - do - |
| 104 | Ayeteju Comprehensive College, Iro/Ayeteju-Ekiti | - do - |
| | IKERE BRANCH OFFICE | |

| | | |
|-----|---|-------------------------------|
| 105 | Annunciation School, Ikere-Ekiti | 31 st August, 2018 |
| 106 | St. Louis Grammar School, Ikere-Ekiti | - do - |
| 107 | African Church Comprehensive High School, Ikere-Ekiti | - do - |
| 108 | Eleyo High School, Ikere-Ekiti | - do - |
| 109 | Amoye Grammar School, Ikere-Ekiti | - do - |
| 110 | Ikere High School, Ikere-Ekiti | - do - |
| 111 | Ajolagun High School, Ikere-Ekiti | - do - |
| 112 | Irepodun Community High School, Ikere-Ekiti | - do - |
| 113 | A.U.D. Comprehensive High School, Ikere-Ekiti | - do - |
| 114 | United Comprehensive High School, Ise-Ekiti | - do - |
| 115 | Orun Community Grammar School, Ise-Ekiti | - do - |
| 116 | Obada High School, Obada Ise-Ekiti | - do - |
| 117 | Ogbese Community High School, Ise-Ekiti | - do - |
| 118 | Akinluse Comprehensive High School, Ise-Ekiti | - do - |
| 119 | Arinjale Comprehensive High School, Ise-Ekiti | - do - |
| 120 | Ise Comprehensive High School, Ise-Ekiti | - do - |
| 121 | Adetunji Ajayi Secondary School, Ise-Ekiti | - do - |
| 122 | Orija High School, Emure-Ekiti | - do - |
| 123 | Ajebandele Community High School, Emure-Ekiti | - do - |
| 124 | Illumoba Community High School, Iluomoba Ekiti | - do - |

| | | |
|-----|--|--------|
| 125 | Emure Model High School, Emure-Ekiti | - do - |
| 126 | Ijaloke High School, Emure-Ekiti | - do - |
| 127 | Eporo High School, Eporo-Ekiti | - do - |
| 128 | Oniwe Comprehensive High School, Ilawe-Ekiti | - do - |

OUTSTANDING ACCOUNTS

| S/N | NAME OF SCHOOLS | DATE LAST AUDITED |
|-----|--|-------------------------------|
| 1 | Egriri Oke High School, Iyin-Ekiti | 31 st August, 2016 |
| 2 | Esure Community High School, Esure-Ekiti | 31 st August, 2017 |
| 3 | Oke oro/Iroko Comprehensive High School, Oke Oro | - do - |
| 4 | Ijurin Comprehensive High School, Ijurin-Ekiti | 31 st July, 2016 |
| 5 | Ayegunle/Temidire Comprehensive High School, Ayegunle | 31 st June, 2016 |
| 6 | Isan Secondary School, Isan-Ekiti | 31 st August, 2017 |
| 7 | Itapa/Osin Comprehensive High School, Itapa/Osin-Ekiti | 31 st August, 2017 |
| 8 | Omu/Ijelu High School, Omu/Ijelu-Ekiti | 31 st August, 2017 |
| 9 | A.U.D. High School, Ire-Ekiti | 31 st August, 2017 |
| 10 | Ogunnire Comprehensive High School, Ire-Ekiti | 31 st August, 2017 |
| 11 | Ilupeju High School, Ilupeju-Ekiti | 31 st August, 2017 |
| 12 | Ayede Grammar School, Ayede-Ekiti | 31 st August, 2017 |

| | | |
|----|--|-------------------------------|
| 13 | Ora Community High School, Ora-Ekiti | 31 st August, 2016 |
| 14 | Ojo Ugbole High School, Ugbole-Ekiti | 31 st August, 2017 |
| 15 | Ilogbo High School, Ilogbo-Ekiti | 31 st August, 2017 |
| 16 | Methodist High School, Aaye-Ekit | 31 st August, 2017 |
| 17 | Ifisin Community High School, Ifisin-Ekit | 31 st August, 2017 |
| 18 | Epe High School, Epe-Ekiti | 31 st August, 2017 |
| 19 | Alamoye Comprehensive High School, Aramoko-Ekiti | 31 st August, 2017 |
| 20 | Ajinare High School, Ido-Ile Ekiti | 31 st August, 2017 |
| 21 | Apostle Babalola High School, Efon Alaaye | 31 st August, 2017 |
| 22 | Erin Ayonigba Comprehensive High School, Erinjiyan | 31 st August, 2017 |
| 23 | Edu High School, Erio-Ekit | 31 st August, 2017 |
| 24 | Fabunmi Memorial Grammar School, Okemesi-Ekiti | 31 st August, 2017 |
| 25 | Okemesi Grammar School, Okemesi-Ekiti | 31 st August, 2017 |
| 26 | St. Micheal Catholic School, Efon Alaaye | 31 st August, 2017 |
| 27 | AUD High School, Ikole-Ekiti | 31 st August, 2017 |
| 28 | Ayebode High School, Ayebode-Ekiti | 31 st August, 2017 |
| 29 | Ara Community High School, Ara-Ekiti | 31 st August, 2017 |
| 30 | Community High School, Irele-Ekiti | 31 st August, 2017 |
| 31 | Community High School, Oke-Ako Ekiti | 31 st August, 2017 |
| 32 | Irepodun High School, Ipao-Ekiti | 31 st August, 2017 |

| | | |
|----|--|-------------------------------|
| 33 | Ijesa/Isu Comprehensive High School, Ijesa-Isu Ekiti | 31 st August, 2017 |
| 34 | Itapaji High School, Itapaji-Ekiti | 31 st August, 2017 |
| 35 | Iyemero Community High School, Iyemero-Ekiti | 31 st August, 2017 |
| 36 | Odo-Oro High School, Odo Oro-Ekiti | 31 st August, 2017 |
| 37 | Orin-Odo High School, Ikole-Ekiti | 31 st August, 2017 |
| 38 | St. Mary Anglican Girl's School, Ikole-Ekiti | 31 st August, 2017 |
| 39 | Amunu Comprehensive High School, Omuo-Ekiti | 31 st August, 2017 |
| 40 | Community Grammar School, Ikota-Ekiti | 31 st August, 2017 |
| 41 | Isedo Community High School, Omuo-Oke | 31 st August, 2017 |
| 42 | Obedu High School, Isinbode-Ekiti | 31 st August, 2017 |
| 43 | Eda-Ile Community High School, Eda-Ile | 31 st August, 2017 |
| 44 | Ujilogun High School, Ilupeju-Ijan-Ekiti | 31 st August, 2017 |
| 45 | Sola Babalola Memorial High School, Iro-Ekiti | 31 st August, 2017 |
| 46 | Ijanmodu Comprehensive High School, Ijan-Ekiti | 31 st August, 2017 |

(UNAUDITED ACCOUNTS)

SPECIAL SCHOOLS

| S/N | NAME OF SCHOOLS | DATE LAST AUDITED |
|-----|---|-------------------------------|
| 1 | Government Technical College, Otun-Ekiti | 31 st August, 2017 |
| 2 | Government Technical College, Igbara-Odo | 31 st August, 2017 |
| 3 | Government Technical College, Ikole-Ekiti | 31 st August, 2017 |

SPECIAL SCHOOL (AUDITED ACCOUNTS)

| S/N | NAME OF SCHOOLS | DATE LAST AUDITED |
|-----|--|-------------------------------|
| 1 | Government College, Ado-Ekiti | 31 st August, 2018 |
| 2 | Government College, Efon Alaaye | 31 st August, 2018 |
| 3 | Government College, Usi-Ekiti | 31 st August, 2018 |
| 4 | School for the Physically Challenged Ido-Ekiti | 31 st August, 2018 |
| 5 | School for the Deaf, Ikere-Ekiti | 31 st August, 2018 |
| 6 | Government College, Ikere-Ekiti | 31 st August, 2018 |
| 7 | Government Science College, Iyin-Ekiti | 31 st August, 2018 |
| 8 | School for the Blind, Ikere-Ekiti | 31 st August, 2018 |
| 9 | Government College Ayeole | 31 st August, 2018 |
| 10 | Government College Oye | 31 st August, 2018 |

WORK IN PROGRESS

| S/N | NAME OF SCHOOLS | DATE LAST AUDITED |
|-----|--|----------------------|
| 1 | Amure High School, Ikun Ekiti | 2016/2017, 2017/2018 |
| 2 | Osun Grammer School, Osun Ekiti | 2017/2018 |
| 3 | Erinmope High School, Erinmope Ekiti | 2017/2018 |
| 4 | Odo-Owa Comprehensive High School, Odo Owa EKITI | 2017/2018 |
| 5 | Government Technical College, Ado-Ekiti | 2017/2018 |
| 6 | Government Technical College, Emure Ekiti | 2017/2018 |
| 7 | Government Technical College, Ijero Ekiti | 2017/2018 |

(UNAUDITED ACCOUNTS)

SPECIAL SCHOOLS

| S/N | NAME OF SCHOOLS | DATE LAST AUDITED |
|-----|---|-------------------------------|
| 1 | Government Technical College, Otun-Ekiti | 31 st August, 2017 |
| 2 | Government Technical College, Igbara-Odo | 31 st August, 2017 |
| 3 | Government Technical College, Ikole-Ekiti | 31 st August, 2017 |

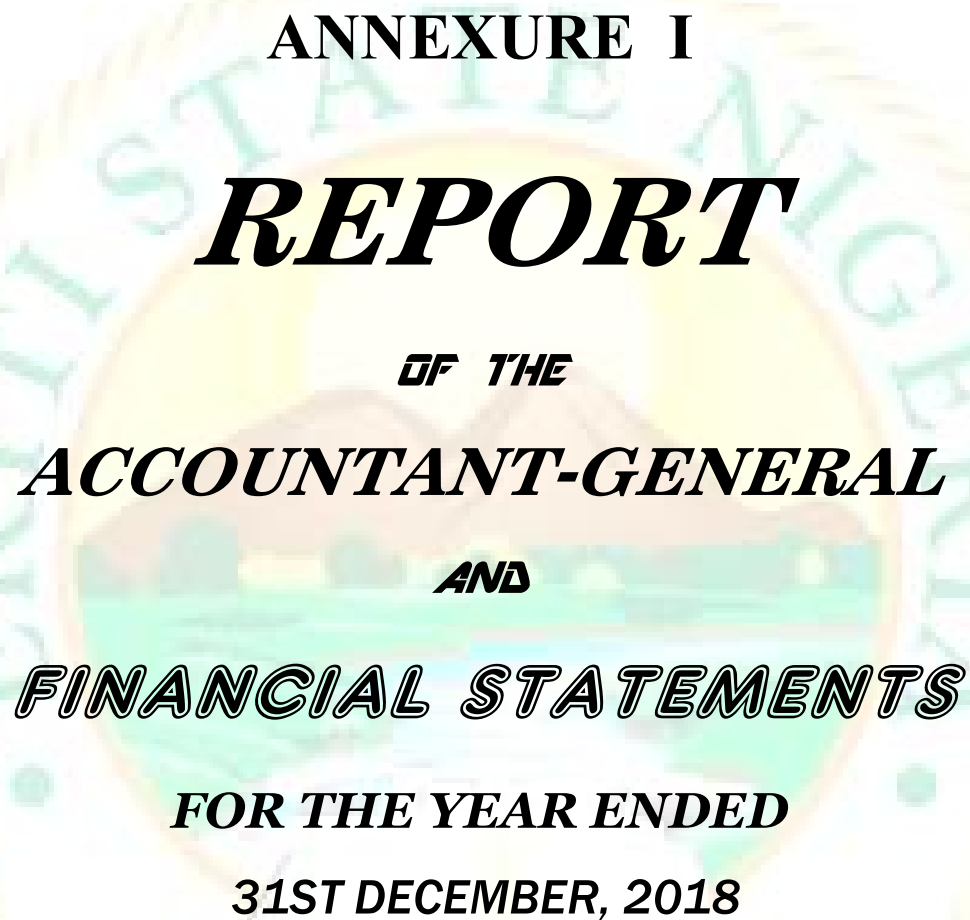
APPENDIX 'D'

**OFFICE OF THE STATE AUDITOR-GENERAL
CORPORATIONS AND GOVERNMENT AGENCIES**

| CORPORATIONS AND AGENCIES | POSITION OF ACCOUNTS |
|---|-----------------------------|
| 1. EDUCATION TRUST FUND | DEC. 2018 |
| 2. BOARD OF INTERNAL REVENUE | DEC. 2018 |
| 3. EKITI STATE LIBRARY BOARD | DEC. 2017 |
| 4. EKITI HOUSING LOANS BOARD | DEC. 2017 |
| 5. PENSION BOARD | DEC. 2017 |
| 6. COLLEGE OF HEALTH SCIENCE & TECHNOLOGY | DEC. 2018 |
| 7. CHRISTIAN PILGRIMS | DEC. 2017 |
| 8. URBAN RENEWAL AGENCY | " |
| 9. PRIMARY HEALTH CARE DEVELOPMENT | DEC. 2017 |
| 10. DIRECTORATE OF FARM SETTLEMENT | DEC. 2016 |
| 11. EKITI STATE TRAFFIC AGENCIES | DEC. 2018 |
| 12. BROADCASTING SERVICE OF EKITI STATE | DEC. 2014 |
| 13. SACA | DEC.2017 |
| 14. EKITI STATE ELECTRICITY BOARD | DEC. 2012 |
| 15. EKITI SPORTS COUNCIL | DEC. 2015 |
| 16. MUSLIM PILGRIM WELFARE BOARD | DEC. 2016 |
| 17. WASTE MANAGEMENT BOARD | DEC. 2017 |
| 18. STATE EMERGENCY MANAGEMENT AGENCY | DEC. 2018 |
| 19. HOUSING CORPORATION | DEC. 2017 |
| 20. EKITI STATE WATER CORPORATION | DEC 2017 |
| 21. SCHOLARSHIP BOARD | DEC. 2018 |
| 22. ADULT EDUCATION | DEC. 2017 |
| 23. SUBEB | DEC. 2018 |
| 24. CENTRAL MEDICAL STORE | DEC. 2018 |
| 25. FOUNTAIN OF AGRIC & MARKETING AGENCY | DEC 2017 |



| | | |
|-----|--|-----------|
| 26 | ADP | DEC. 2018 |
| 27 | COLLEGE OF EDUCATION IKERE. | DEC.2015 |
| 28 | MICRO CREDIT AGENCY | DEC. 2016 |
| 29 | EKSU (WORK IN PROGRESS) | DEC. 2016 |
| 30. | JOB CREATION | DEC. 2016 |
| 31. | FOUNTAIN HOLDINGS CO. LTD | DEC. 2018 |
| 32 | SCHOOL AGRIC AND ENTERPRISE AGENCY | DEC. 2017 |
| 33 | BOARD FOR TECHNICAL EDUCATION | DEC. 2017 |
| 34 | EKITI STATE RURAL WATER | DEC. 2016 |
| 35. | STATE INDEPENDENT ELECTORAL COMMISSION | DEC. 2018 |
| 36 | EKITI STATE COMMUNITY DEVELOPMENT AGENCY | DEC. 2016 |
| 37 | SEPIP | DEC. 2017 |
| 38 | MINIRAL RESOURCES DEVELOPMENT AGENCY | DEC. 2018 |
| 39. | FISCAL RESPONSIBILITY | DEC. 2016 |
| 40 | EKITI STATE TEACHING HOSPITAL | DEC. 2016 |
| 41. | EKITI HEALTH INSURANCE SCHEME | DEC. 2016 |
| 42. | EKITI ENTERPRISE DEVELOPMENT AGENCY | DEC. 2017 |

The seal of Ekiti State, Nigeria, is a circular emblem. It features a central shield with a landscape scene including a sun, a river, and a bridge. The shield is surrounded by a wreath. The words "EKITI STATE NIGERIA" are inscribed around the perimeter of the seal. At the bottom, a red ribbon contains the motto "LAND OF HONOUR".

ANNEXURE I

REPORT

OF THE

ACCOUNTANT-GENERAL

AND

FINANCIAL STATEMENTS

FOR THE YEAR ENDED

31ST DECEMBER, 2018

TABLE OF CONTENT

| | Page(s) |
|--|---------|
| 1. Report of the Accountant-General..... | 3 |
| 2. Financial Highlights..... | 4 |
| 3. Responsibilities of the Accountant-General..... | 5 |
| 4. Statement of Accounting Policies..... | 6 |
| 5. Report of the Auditor-General/Audit Certification..... | 7 |
| 6. Charts | 8 - 9 |
| 7. Statement of Financial Performance..... | 10 - 11 |
| 8. Statement of Financial Position..... | 12 - 13 |
| 9. Statement of Cash Flow..... | 14 - 13 |
| 10. Statement of Change in Net Assets/Equity | 16 |
| 11. Statement of Comparison of Budget and Actual Amount..... | 17 -18 |
| 12. Notes to the Financial Statements..... | 19 -110 |
| 15. Annexure I: Budget Size and Performance | 111 |
| 16. Annexure II: Schedule of Bonds Repayments..... | 112 |

REPORT OF THE ACCOUNTANT-GENERAL

I am delighted to present the second transitional Accrual IPSAS Financial Statements of the Ekiti State Government (EKSG) for the Year Ended 31st December, 2018 together with the Auditor's Report on the Financial Statements which include:


- i. Statement of Financial Performance;
- ii. Statement of Financial Position;
- iii. Statement of Change in Net Assets/Equity;
- iv. Statement of Cash Flow; and
- v. Statement of Comparison of Budget and Actual Amounts.

The Financial Statements of EKSG for the year ended 31st December, 2018 have been prepared on an IPSAS Accrual Basis in compliance with International Public Sector Accounting Standards (IPSAS), except Statement of Comparison of Budget and Actual Amounts as permitted by IPSAS 24. The Financial Statements equally complied with Generally Accepted Accounting Principles and Practice (GAAPP) and other Financial Regulations.

The implementation of Accrual Accounting by EKSG will facilitate easy assessment of the financial performance of the State. The Financial Statements depict all expenses whether paid for or not and all revenue whether received or outstanding. Furthermore, it provides useful information on the ability of income streams to adequately cover short and long term liabilities as well as better information on government spending which in turn drives better utilization of government resources.

The Financial Statements fairly reflect the financial position of EKSG as at 31st December, 2018 and its financial performance for financial year under review.

I wish to acknowledge the loyalty and dedication of members of staff of Main Accounts Department and entire staff of Office of the Accountant-General towards the success of this work. I appreciate all Accountants in the Ministries, Departments and Agencies (MDAs) who supplied and defended the data. The support of the State Government for the kind consideration of our request is equally and highly appreciated.


O. O. OWOLABI (MRS) FCNA, FCE, FIICA, ACTI
FRC/2016/ANAN/00000015218
ACCOUNTANT-GENERAL/PERMANENT SECRETARY
EKITI STATE

FINANCIAL HIGHLIGHTS


Operating Surplus for the year was N10,748,897,168.83 while the State made a Net Surplus of N4,338,149,568.44 after adjustment for capital expenditure yet to be recognized in Property, plant and Equipment (PPE) and Public Debt Charges.

Reviewing the year 2018 performance on **Cash Basis** compared to prior year, Recurrent Revenue grew by 17% from N56,791,187,976.54 in 2017 to N66,719,055,756.21 in 2018 while Capital Receipts dropped by 20% from N12,503,926,117.57 in 2017 to N9,997,051,141.08 in 2018. The State Recurrent Expenditure increased by 14% from N58,135,765,434.62 in 2017 to N66,492,183,786.27 in 2018 while a 10% drop from N13,353,306,731.45 in 2017 to N11,966,138,376.61 in 2018 was noted in Capital Expenditure.

During the year, EKSG budgeted N62,781,089,984.71 for Recurrent Expenditure and N45,756,982,828.81 for Capital Expenditure. The actual Recurrent Expenditure was N53,878,549,485.75 while Capital Expenditure was N24,579,772,677.13 representing 86% and 54% performance respectively.

Furthermore, EKSG budgeted N92,417,450,407.84 for Recurrent Revenue and N16,120,622,405.68 for Capital Receipts. The actual Recurrent Revenue was N66,719,055,756.21 while actual Capital Receipt was N9,997,051,141.08 representing 72% and 62% performance respectively.

Details contained in Annexure III.


O. O. OWOLABI (MRS) FCNA, FCE, FIICA, ACTI
FRC/2016/ANAN/00000015218
ACCOUNTANT-GENERAL/PERMANENT SECRETARY
EKITI STATE

RESPONSIBILITY OF THE ACCOUNTANT-GENERAL

The Financial Statements have been prepared by the Accountant-General of Ekiti State in accordance with the provision of the Finance (Control and Management) Act 1958 and Cap 144 LFN and PFM Law 2011 as amended. The Financial Statements complied with Generally Accepted Accounting Practice (GAAP) and was prepared on an Accrual Basis in line with the requirement of International Public Sector Accounting Standards (IPSAS), except Statement of Comparison of Budget and Actual Amounts as permitted by IPSAS 24

The Financial Statements were prepared using the General Purpose Financial Statement (GPFS) reporting format approved by the Federal Executive Council of Nigeria (FEC) in 2012. Ekiti State Government has initiated a three-year transition period to achieve full compliance with the requirements of IPSAS 33. This is the second year of adoption of IPSAS Accrual Basis.

The Accountant-General of the State is responsible for establishing and maintaining an adequate system of internal control to provide adequate and reasonable assurance that the transactions reported are recorded accurately and are within statutory authority.

The Accountant-General ensures the integrity and objectivity of the Financial Statements to fairly reflect the financial position and performance of Ekiti State Government and apply suitable accounting policies, prudent judgments and estimate consistently for the preparation of its financial statements.

The Accountant-General further accepts responsibility for the maintenance of accounting records that may be relied upon in the preparation of financial statements as well as adequate system of internal financial control.



O. O. OWOLABI (MRS) FCNA, FCE, FIICA, ACTI
FRC/2016/ANAN/00000015218
ACCOUNTANT-GENERAL/PERMANENT SECRETARY
EKITI STATE

STATEMENT OF ACCOUNTING POLICIES

BASIS OF PREPARATION

The GPFS are prepared under IPSAS Accrual Basis of Accounting that recognizes transactions and events occurred whether expenses paid for or not and revenue received or outstanding.

BASIS OF MEASUREMENT

The Financial statements have been prepared on historical cost unless stated otherwise.

REPORTING CURRENCY

The Financial Statements are presented in Nigerian Naira, which is the functional currency of Ekiti State Government.

GOING CONCERN

The Financial Statements have been prepared on a going concern basis.

ACCOUNTING PERIODS

The Accounting year is from 1st January to 31st December.

ASSETS AND LIABILITIES

The State Government had commenced the recognition and valuation of Assets and Liabilities which is expected to be completed over the next Three financial years.

FOREIGN CURRENCIES

Liabilities denominated in foreign currencies are translated to Naira at the prevailing official exchange rate as at 31st December, 2018.



OFFICE OF THE STATE AUDITOR GENERAL

State Audit Headquarters, P.M.B. 53554, New Secretariat, Ado-Ekiti, Nigeria.
Tel: 08033784866 E-mail: ekitistateauditorgeneral@gmail.com.

AUDIT CERTIFICATE

I have examined the Financial Statements of Ekiti State Government as at 31st December, 2018 in accordance with section 125 (2) of the Constitution of the Federal Republic of Nigeria, 1999 (as amended). I have obtained information and explanations that I required for my audit.

Ekiti State Government initiated accrual basis IPSAS on 1st January, 2017 and elected to adopt transitional exemptions in IPSAS 33 that allows it to apply deemed cost and a transitional period of up to three years. As a result of adopting these transitional exemptions and provisions, the Ekiti State Government is not able to make an explicit and unreserved statement about its full compliance with accrual basis IPSASs. These financial statements are therefore referred to as the second transitional IPSAS financial statements of Ekiti State Government.

In my opinion, the Financial Statements and the supporting Accounts give a true and fair view of the State of affairs of Ekiti State Government as at 31st December, 2018 subject to further observations in my Reports.

D. A. Kayode (FCNA, FCFIP, ACTI)
FRC/2014/ANAN/00000010277
Auditor-General, Ekiti State.

EKITI STATE OF NIGERIA
STATEMENT OF FINANCIAL PERFORMANCE
FOR THE YEAR ENDED 31ST DECEMBER, 2018

| ACTUAL (2017) | | NOTES | ACTUAL 2018 | FINAL BUDGET 2018 | INITIAL BUDGET 2018 | VARIANCE ON FINAL BUDGET |
|--------------------------|------------------------------------|-------|--------------------------|--------------------------|--------------------------|--------------------------|
| ₦ | | | ₦ | ₦ | ₦ | ₦ |
| | REVENUE | | | | | |
| 25,352,826,448.06 | Government Share of FAAC | 1 | 38,019,908,660.69 | 36,566,274,422.32 | 32,970,737,571.98 | (1,453,634,238.37) |
| 9,059,086,275.64 | Government Share of VAT | 2 | 10,214,624,926.44 | 11,000,000,000.00 | 10,500,000,000.00 | 785,375,073.56 |
| 9,260,419,701.61 | Other Statutory Revenue | 3 | 6,009,175,979.60 | 21,983,123,267.02 | 23,000,000,000.00 | 15,973,947,287.42 |
| 4,323,198,137.91 | Tax Revenue | 5 | 4,799,846,715.32 | 4,761,902,886.93 | 4,624,989,953.83 | (37,943,828.39) |
| 7,578,655,906.40 | Non-Tax Revenue | 5 | 7,149,308,142.35 | 8,322,455,014.70 | 6,800,954,491.04 | 1,173,146,872.35 |
| 841,325,223.37 | Other Revenue | 6 | 246,722,381.81 | - | - | (246,722,381.81) |
| 75,676,283.55 | Aids & Grants | 7 | 54,468,950.00 | 2,483,694,816.87 | 2,483,694,816.87 | 2,429,225,866.87 |
| 300,000,000.00 | Transfer from other Govt. Entities | 8 | 225,000,000.00 | 300,000,000.00 | - | 75,000,000.00 |
| 56,791,187,976.54 | TOTAL REVENUE (A) | | 66,719,055,756.21 | 85,417,450,407.84 | 80,380,376,833.72 | 18,698,394,651.63 |
| | EXPENDITURES | | | | | |
| 17,871,353,573.49 | Salaries and Wages | 9 | 17,238,668,704.27 | 22,914,272,547.31 | 20,172,717,614.91 | 5,675,603,843.04 |
| 672,043,094.25 | Allowances (Non Regular) | 9 | 426,511,101.47 | 812,479,644.49 | 812,479,644.49 | 385,968,543.02 |
| 127,505,487.36 | Social Contributions | 9 | 122,395,929.76 | 250,000,000.00 | 200,000,000.00 | 127,604,070.24 |
| 6,130,706,419.56 | Social Benefits | 10 | 7,493,094,654.36 | 6,150,048,060.09 | 4,150,048,060.09 | (1,343,046,594.27) |
| 2,324,706,322.61 | Overhead Cost | 12 | 2,520,605,780.40 | 3,608,742,881.90 | 3,044,892,881.73 | 1,088,137,101.50 |

Report of the Accountant-General of Ekiti State for the year ended 31st December, 2018

| ACTUAL (2017) | | NOTES | ACTUAL 2018 | FINAL BUDGET 2018 | INITIAL BUDGET 2018 | VARIANCE ON FINAL BUDGET |
|---------------------------|--|-------|--------------------------|--------------------------|--------------------------|--------------------------|
| ₦ | | | ₦ | ₦ | ₦ | ₦ |
| 7,106,107,722.90 | Transfer to Other Funds (ToF) | 13 | 12,242,456,448.72 | 12,186,459,903.49 | 10,809,337,062.76 | (55,996,545.23) |
| 14,330,750,804.76 | Subvention/Grants/Contributions | 14 | 14,308,928,927.27 | 16,859,086,947.43 | 15,320,086,947.43 | 2,550,158,020.16 |
| 309,457,192.65 | Depreciation Charges | 15 | 1,563,028,091.13 | - | - | (1,563,028,091.13) |
| 75,676,283.55 | Project Finance by Aids & Grants | 7 | 54,468,950.00 | - | - | (54,468,950.00) |
| 48,948,306,901.13 | TOTAL EXPENDITURE (B) | | 55,970,158,587.38 | 62,781,089,984.71 | 54,509,562,211.41 | 6,810,931,397.33 |
| | | | | | | |
| 7,842,881,075.41 | Surplus/(Deficit) from Operating Activities C=(A-B) | | 10,748,897,168.83 | 22,636,360,423.13 | 25,870,814,622.31 | 11,887,463,254.30 |
| | Less: | | | | | |
| 3,280,302,211.51 | Capital Expenditure | 16 | 1,278,714,615.90 | 3,910,500,000.00 | 3,910,500,000.00 | 2,631,785,384.10 |
| | Gain/(Loss) on Disposal of Assets | | - | | | - |
| 7,088,980,295.39 | Public Debt Charges | 11 | 5,132,032,984.49 | 12,022,863,958.40 | 12,022,863,958.40 | 6,890,830,973.91 |
| 10,369,282,506.90 | Total Non-Operating Revenue/(Expenses) (D) | | 6,410,747,600.39 | 15,933,363,958.40 | 15,933,363,958.40 | 9,522,616,358.01 |
| | | | | | | - |
| (2,526,401,431.49) | NET SURPLUS/(DEFICIT) FOR THE PERIOD (C-D) | | 4,338,149,568.44 | 6,702,996,464.73 | 9,937,450,663.91 | 2,364,846,896.29 |

The accounting policies and notes to the accounts form an integral part of these Financial Statements.

EKITI STATE OF NIGERIA
STATEMENT OF FINANCIAL POSITION
AS AT 31ST DECEMBER, 2018

| | NOTES | 31/12/2018 | 31/12/2018 | 31/12/2017 | 31/12/2017 |
|--|-------|-------------------|--------------------------|-------------------|--------------------------|
| | | ₦ | ₦ | ₦ | ₦ |
| CURRENT ASSETS | | | | | |
| Current Assets | | | | | |
| Cash and Cash Equivalent | 17 | 11,951,237,961.91 | | 11,384,068,689.98 | |
| Inventories | 18 | - | | - | |
| Receivables | 19 | 4,039,203,795.48 | | 4,027,411,377.47 | |
| Prepayments/Arrears of Revenue | 20 | - | | - | |
| TOTAL CURRENT ASSETS (A) | | | 15,990,441,757.39 | | 15,411,480,067.45 |
| NON-CURRENT ASSETS | | | | | |
| Investment (Bond Sinking Fund Account Balance) | 21 | 1,596,112,000.00 | | 2,561,428,000.00 | |
| Property Plant and Equipment (NBV) | 22 | 17,310,868,787.86 | | 3,061,103,388.43 | |
| Work in Progress (PPE) | 23 | 1,577,074,209.00 | | 6,702,443,938.85 | |
| TOTAL NON-CURRENT ASSETS (B) | | | 20,484,054,996.86 | | 12,324,975,327.28 |
| TOTAL ASSETS (C=A+B) | | | 36,474,496,754.25 | | 27,736,455,394.73 |
| LIABILITIES | | | | | |
| Current Liabilities: | | | | | |
| Deposits | | - | | - | |
| Unremitted Deductions | 24 | 1,910,930,670.39 | | 1,265,750,692.70 | |
| Payables | 25 | 18,358,501,278.19 | | 17,836,923,855.69 | |

| | NOTES | 31/12/2018 | 31/12/2018 | 31/12/2017 | 31/12/2017 |
|--|-------|---------------------|-----------------------------------|---------------------|-----------------------------------|
| | | ₦ | ₦ | ₦ | ₦ |
| Accrued Expenses | 26 | 4,047,798,841.15 | | 4,542,696,411.36 | |
| TOTAL CURRENT LIABILITIES (D) | | | 24,317,230,789.73 | | 23,645,370,959.75 |
| Non-Current Liabilities | | | | | |
| Long Term Borrowings: Foreign Loan | 27 | 30,034,529,853.59 | | 20,748,175,056.79 | |
| Long Term Borrowings: Domestic Loan | 28 | 58,067,393,476.56 | | 66,957,961,273.07 | |
| TOTAL NON-CURRENT LIABILITIES (E) | | | 88,101,923,330.15 | | 87,706,136,329.86 |
| TOTAL LIABILITIES (F=D+E) | | | 112,419,154,119.88 | | 111,351,507,289.61 |
| NET ASSETS (G=C-F) | | | <u>(75,944,657,364.36)</u> | | <u>(83,615,051,894.88)</u> |
| NET ASSETS/EQUITY | | | | | |
| Reserves | | (80,282,806,932.80) | | (81,088,650,463.39) | |
| Accumulated Surplus/(Deficit) | | 4,338,149,568.44 | | (2,526,401,431.49) | |
| Minority Interest | | - | | - | |
| TOTAL NET ASSETS/EQUITY | | | <u>(75,944,657,364.36)</u> | | <u>(83,615,051,894.88)</u> |

The accounting policies and notes to the accounts form an integral part of these Financial Statements.

EKITI STATE OF NIGERIA
STATEMENT OF CASH FLOW
FOR THE YEAR ENDED 31ST DECEMBER, 2018

| | 2018 | | 2017 | |
|--|-------------------|--------------------------|-------------------|--------------------------|
| | ₦ | ₦ | ₦ | ₦ |
| <u>CASH FLOWS FROM OPERATING ACTIVITIES</u> | | | | |
| INFLOWS | | | | |
| Government Share of FAAC | 38,019,908,660.69 | | 25,352,826,448.06 | |
| Government Share of VAT | 10,214,624,926.44 | | 9,059,086,275.64 | |
| Other Statutory Revenue | 6,009,175,979.60 | | 9,260,419,701.61 | |
| Tax Revenue | 4,799,846,715.32 | | 4,323,198,137.91 | |
| Non-Tax Revenue | 7,149,308,142.35 | | 7,578,655,906.40 | |
| Other Revenue | 246,722,381.81 | | 841,325,223.37 | |
| AID & Grants | 54,468,950.00 | | 75,676,283.55 | |
| Transfer from other Government Entities | 225,000,000.00 | | 300,000,000.00 | |
| TOTAL INFLOW FROM OPERATING ACTIVITIES (A) | | 66,719,055,756.21 | | 56,791,187,976.54 |
| | | | | |
| OUTFLOWS | | | | |
| Salaries and Wages | 18,450,740,807.59 | | 16,869,696,754.65 | |
| Allowances (Non Regular) | 426,511,101.47 | | 672,043,094.25 | |
| Social Contributions | 108,000,000.00 | | 63,000,000.00 | |
| Social Benefits | 5,271,939,900.09 | | 4,722,405,022.31 | |
| Public Debt Charges | 5,325,311,802.76 | | 7,088,980,295.39 | |
| Overhead Cost | 2,615,456,299.78 | | 2,229,855,803.23 | |
| Transfer to Other Funds | 12,356,054,098.72 | | 6,992,510,072.90 | |
| Subvention/Grants | 14,595,378,328.10 | | 14,128,842,756.93 | |

| | 2018 | | 2017 | |
|--|--------------------|----------------------------|---------------------|----------------------------|
| | ₦ | ₦ | ₦ | ₦ |
| Expenditure Financed by Aids & Grants | 54,468,950.00 | | 75,676,283.55 | |
| TOTAL OUTFLOW FROM OPERATING ACTIVITIES (B) | | 59,203,861,288.51 | | 52,843,010,083.21 |
| NET CASH FLOW FROM OPERATING ACTIVITIES (C=A-B) | | 7,515,194,467.70 | | 3,948,177,893.33 |
| | | | | |
| CASH FLOWS FROM INVESTING ACTIVITIES | | | | |
| PURCHASE/CONSTRUCTION OF ASSETS: | | | | |
| Administrative Sector | (702,532,362.81) | | (1,069,777,137.29) | |
| Economic Sector | (8,348,137,947.10) | | (10,754,936,666.68) | |
| Law and Justice Sector | - | | - | |
| Regional Sector | - | | (351,624,183.71) | |
| Social Service Sector | (2,915,468,066.70) | | (1,176,968,743.77) | |
| NET CASH FLOW FROM INVESTING ACTIVITIES | | (11,966,138,376.61) | | (13,353,306,731.45) |
| | | | | |
| CASH FLOWS FROM FINANCING ACTIVITIES | | | | |
| Proceeds from Foreign Loans | 9,709,551,141.08 | | 4,008,926,117.57 | |
| Proceeds from Domestic Loans | 287,500,000.00 | | 8,495,000,000.00 | |
| Foreign Loans Repayments | (423,196,344.28) | | (608,306,460.88) | |
| Domestic Loans Repayment | (6,865,126,153.48) | | (4,684,448,890.53) | |
| NET CASH FLOW FROM FINANCING ACTIVITIES | | 2,708,728,643.32 | | 7,211,170,766.16 |
| | | | | |
| NET CASH FLOW FROM ALL ACTIVITIES | | (1,742,215,265.59) | | (2,193,958,071.96) |
| CASH & ITS EQUIVALENT AS AT 1ST OF JANUARY | | 13,693,453,227.50 | | 13,578,026,761.94 |
| CASH & ITS EQUIVALENT AS AT 31ST DECEMBER | | 11,951,237,961.91 | | 11,384,068,689.98 |

The accounting policies and notes to the accounts form an integral part of these Financial Statements.

EKITI STATE OF NIGERIA
STATEMENT OF CHANGE IN NET ASSETS/EQUITY
FOR THE YEAR ENDED 31ST DECEMBER, 2018

| | NOTES | REVALUATION RESERVE | TRANSLATION RESERVE | ACCUMULATED SURPLUSES/DEFICITS | TOTAL |
|---|-------|------------------------|------------------------|-----------------------------------|----------------------------|
| | | ₦ | ₦ | ₦ | ₦ |
| Balance as at 31st December 2017 | | | | | (83,615,051,894.88) |
| Change in Accounting Policies | | | | | - |
| Restated Balance | | | | | |
| FIRS unremitted tax liability not recognised in 2017 closing balance | | (336,557,636.48) | | | (336,557,636.48) |
| Reduction in the restated opening balance of Domestic Debt | | 2,312,941,643.03 | | | 2,312,941,643.03 |
| Deficit on Revaluation of Investment (Bond Sinking Fund Account Balance) | 35 | (965,316,000.00) | | | (965,316,000.00) |
| Additional Opening Cash Balance from MDAs | | 2,309,384,537.52 | | | 2,309,384,537.52 |
| Net surplus/(deficit)for the Period | | | | 4,338,149,568.44 | |
| Deficit on Revaluation of Property | | | | | |
| Investment Income not Recognised in the Statement of Financial Performance | | | - | | - |
| Surplus on Revaluation of Investments | | | | | |
| Increase in Advances not Recognised in the Statement of Financial Performance | 34 | 11,792,418.01 | | | 11,792,418.01 |
| Balance as at 31st December 2017 | | | | 4,338,149,568.44 | (80,282,806,932.80) |

The accounting policies and notes to the accounts form an integral part of these Financial Statements.

EKITI STATE OF NIGERIA
STATEMENT OF COMPARISON OF BUDGET AND ACTUAL CASH
FOR THE YEAR ENDED 31ST DECEMBER, 2018

| | ACTUAL AMOUNT | FINAL BUDGET | INITIAL BUDGET | VARIANCE ON FINAL BUDGET | PERFORMANCE |
|---|--------------------------|---------------------------|--------------------------|--------------------------|--------------|
| | ₦ | ₦ | ₦ | ₦ | ₦ |
| | A | B | C | D=A-B | A/B% |
| OPENING BALANCE (A) | 13,693,453,227.50 | 7,000,000,000.00 | 7,000,000,000.00 | (6,693,453,227.50) | 195.62 |
| RECEIPTS | | | | | |
| Government Share of FAAC | 38,019,908,660.69 | 36,566,274,422.32 | 32,970,737,571.98 | (1,453,634,238.37) | 103.98 |
| Government Share of VAT | 10,214,624,926.44 | 11,000,000,000.00 | 10,500,000,000.00 | 785,375,073.56 | 92.86 |
| Other Statutory Revenue | 6,009,175,979.60 | 21,983,123,267.02 | 23,000,000,000.00 | 15,973,947,287.42 | 27.34 |
| Tax Revenue | 4,799,846,715.32 | 4,761,902,886.93 | 4,624,989,953.83 | (37,943,828.39) | 100.80 |
| Non-Tax Revenue | 7,149,308,142.35 | 8,322,455,014.70 | 6,800,954,491.04 | 1,173,146,872.35 | 85.90 |
| Other Revenue | 246,722,381.81 | - | | (246,722,381.81) | - |
| AID & Grants | 54,468,950.00 | 2,483,694,816.87 | 2,483,694,816.87 | 2,429,225,866.87 | - |
| Transfer from other Government Entities | 225,000,000.00 | 300,000,000.00 | | 75,000,000.00 | - |
| Proceeds from Foreign Loans | 9,709,551,141.08 | 13,120,622,405.68 | 8,231,168,206.50 | 3,411,071,264.60 | 74.00 |
| Proceeds from Domestic Loans | 287,500,000.00 | 2,000,000,000.00 | 2,000,000,000.00 | 1,712,500,000.00 | 14.38 |
| Other Capital Receipts | | 1,000,000,000.00 | 1,000,000,000.00 | 1,000,000,000.00 | - |
| TOTAL RECEIPTS (B) | 76,716,106,897.29 | 101,538,072,813.52 | 91,611,545,040.22 | 23,821,965,916.23 | 75.55 |
| TOTAL FUND AVAILABLE C=(A+B) | 90,409,560,124.79 | 108,538,072,813.52 | 98,611,545,040.22 | 17,128,512,688.73 | 83.30 |

Report of the Accountant-General of Ekiti State for the year ended 31st December, 2018

| | ACTUAL AMOUNT | FINAL BUDGET | INITIAL BUDGET | VARIANCE ON FINAL BUDGET | PERFORMANCE |
|---------------------------------------|--------------------------|---------------------------|--------------------------|----------------------------|--------------|
| | ₦ | ₦ | ₦ | ₦ | ₦ |
| | A | B | C | D=A-B | A/B% |
| PAYMENTS | | | | | |
| Salaries and Wages | 18,450,740,807.59 | 22,914,272,547.31 | 20,172,717,614.91 | 4,463,531,739.72 | 80.52 |
| Allowances (Non Regular) | 426,511,101.47 | 812,479,644.49 | 812,479,644.49 | 385,968,543.02 | 52.49 |
| Social Contributions | 108,000,000.00 | 250,000,000.00 | 200,000,000.00 | 142,000,000.00 | 43.20 |
| Social Benefits | 5,271,939,900.09 | 6,150,048,060.09 | 4,150,048,060.09 | 878,108,160.00 | 85.72 |
| Overhead Cost | 2,615,456,299.78 | 3,608,742,881.90 | 3,044,892,881.73 | 993,286,582.12 | 72.48 |
| Transfer to Other Fund | 12,356,054,098.72 | 12,186,459,903.49 | 10,809,337,062.76 | (169,594,195.23) | 101.39 |
| Subvention/Grants/Contributions | 14,595,378,328.10 | 16,859,086,947.43 | 15,320,086,947.43 | 2,263,708,619.33 | 86.57 |
| Expenditure Financed by Aids & Grants | 54,468,950.00 | - | - | (54,468,950.00) | - |
| Transfer to Other Governmnet Entities | - | - | - | - | - |
| Purchase/Construction of Assets | 11,966,138,376.61 | 33,734,118,870.41 | 32,079,118,870.41 | 21,767,980,493.80 | 35.47 |
| Public Debt Charges | 5,325,311,802.76 | | | - | - |
| Foreign Loan Repayments | 423,196,344.28 | 12,022,863,958.40 | 12,022,863,958.40 | (590,770,342.12) | 104.91 |
| Domestic Loan Repayments | 6,865,126,153.48 | - | - | - | - |
| TOTAL PAYMENTS | 78,458,322,162.88 | 108,538,072,813.52 | 98,611,545,040.22 | 30,079,750,650.64 | 72.29 |
| NET RECEIPTS | 11,951,237,961.91 | - | - | (12,951,237,961.91) | - |

NOTE: The Statement of Comparison of Budget and Actual Amount above is prepared on Cash Basis same as Budget.

NOTE 1: STATUTORY ALLOCATION (FAAC)

| MONTH | 2018 | | | 2017 | | |
|--------------|--------------------------|--------------------------|--------------------------|--------------------------|--------------------------|--------------------------|
| | NET RECEIPT | DEDUCTION AT SOURCE | TOTAL | NET RECEIPT | DEDUCTION AT SOURCE | TOTAL |
| | ₦ | ₦ | ₦ | ₦ | ₦ | ₦ |
| JANUARY | 2,038,318,678.80 | 969,795,217.11 | 3,008,113,895.91 | 280,973,347.42 | 983,898,524.41 | 1,264,871,871.83 |
| FEBRUARY | 1,966,809,002.78 | 1,015,534,534.02 | 2,982,343,536.80 | 535,193,414.15 | 1,057,738,417.60 | 1,592,931,831.75 |
| MARCH | 2,106,157,181.11 | 974,444,490.48 | 3,080,601,671.59 | 389,613,321.63 | 1,016,625,917.60 | 1,406,239,239.23 |
| APRIL | 1,685,294,674.25 | 974,444,490.48 | 2,659,739,164.73 | 615,958,550.73 | 1,016,625,917.60 | 1,632,584,468.33 |
| MAY | 2,289,077,289.77 | 1,015,556,990.48 | 3,304,634,280.25 | 430,566,186.02 | 1,057,738,417.60 | 1,488,304,603.62 |
| JUNE | 2,239,962,571.06 | 974,444,490.48 | 3,214,407,061.54 | 749,610,339.39 | 1,016,625,917.60 | 1,766,236,256.99 |
| JULY | 2,370,489,230.63 | 974,444,490.48 | 3,344,933,721.11 | 2,271,010,249.63 | 1,016,625,917.60 | 3,287,636,167.23 |
| AUGUST | 2,208,200,221.64 | 1,018,816,391.94 | 3,227,016,613.58 | 1,147,088,868.38 | 1,023,017,867.53 | 2,170,106,735.91 |
| SEPTEMBER | 2,309,886,189.14 | 977,703,891.94 | 3,287,590,081.08 | 2,134,895,217.27 | 981,905,367.53 | 3,116,800,584.80 |
| OCTOBER | 2,569,104,304.55 | 580,507,083.52 | 3,149,611,388.07 | 1,398,868,719.47 | 969,795,217.11 | 2,368,663,936.58 |
| NOVEMBER | 2,779,669,648.61 | 621,619,583.94 | 3,401,289,232.55 | 1,278,821,491.46 | 1,010,907,717.11 | 2,289,729,208.57 |
| DECEMBER | 2,779,120,929.96 | 580,507,083.52 | 3,359,628,013.48 | 1,998,926,326.11 | 969,795,217.11 | 2,968,721,543.22 |
| TOTAL | 27,342,089,922.30 | 10,677,818,738.39 | 38,019,908,660.69 | 13,231,526,031.66 | 12,121,300,416.40 | 25,352,826,448.06 |

NOTE 2: VALUE ADDED TAX

| MONTH | 2018 | | | 2017 | | |
|--------------|--------------------------|---------------------|--------------------------|-------------------------|---------------------|-------------------------|
| | NET RECEIPT | DEDUCTION AT SOURCE | TOTAL | NET RECEIPT | DEDUCTION AT SOURCE | TOTAL |
| | ₦ | ₦ | ₦ | ₦ | ₦ | ₦ |
| JANUARY | 780,612,659.12 | - | 780,612,659.12 | 735,176,018.03 | - | 735,176,018.03 |
| FEBRUARY | 895,736,065.14 | - | 895,736,065.14 | 676,530,618.81 | - | 676,530,618.81 |
| MARCH | 836,737,857.64 | - | 836,737,857.64 | 659,226,431.11 | - | 659,226,431.11 |
| APRIL | 779,829,230.07 | - | 779,829,230.07 | 739,095,715.55 | - | 739,095,715.55 |
| MAY | 808,362,251.09 | - | 808,362,251.09 | 791,134,091.35 | - | 791,134,091.35 |
| JUNE | 895,997,734.04 | - | 895,997,734.04 | 745,893,552.08 | - | 745,893,552.08 |
| JULY | 818,538,881.08 | - | 818,538,881.08 | 774,962,894.23 | - | 774,962,894.23 |
| AUGUST | 744,109,070.31 | - | 744,109,070.31 | 757,897,032.25 | - | 757,897,032.25 |
| SEPTEMBER | 1,084,058,311.41 | - | 1,084,058,311.41 | 811,476,185.67 | - | 811,476,185.67 |
| OCTOBER | 751,795,229.83 | - | 751,795,229.83 | 767,824,981.74 | - | 767,824,981.74 |
| NOVEMBER | 974,942,623.58 | - | 974,942,623.58 | 840,006,740.55 | - | 840,006,740.55 |
| DECEMBER | 843,905,013.13 | - | 843,905,013.13 | 759,862,014.27 | - | 759,862,014.27 |
| TOTAL | 10,214,624,926.44 | - | 10,214,624,926.44 | 9,059,086,275.64 | - | 9,059,086,275.64 |

NOTE 3: OTHER STATUTORY ALLOCATION & TRANSFERS (FAAC)

| MONTH | EXCESS CRUDE REFUND | EXCHANGE RATE GAIN | PARIS (NGF) REFUND | FOREX EQUALIZATION | RECOVERED EXCESS BANK CHARGES | PARIS CLUB REFUND | NNPC FUND | TOTAL |
|--------------|------------------------|-----------------------|-----------------------|-------------------------|-------------------------------------|-------------------------|-----------------------|-------------------------|
| | ₦ | ₦ | ₦ | ₦ | ₦ | ₦ | ₦ | ₦ |
| JANUARY | - | 168,649,890.16 | - | - | 12,214,465.67 | - | - | 180,864,355.83 |
| FEBRUARY | - | - | - | - | - | - | - | - |
| MARCH | - | - | - | - | 4,123,583.57 | - | - | 4,123,583.57 |
| APRIL | - | - | 400,000,746.00 | 342,738,062.50 | - | - | - | 742,738,808.50 |
| MAY | - | 2,639,083.42 | - | - | - | - | 61,770,917.02 | 64,410,000.44 |
| JUNE | - | - | - | - | - | - | - | - |
| JULY | - | - | - | 135,339,716.52 | 46,120,016.95 | - | - | 181,459,733.47 |
| AUGUST | - | 137,183,167.38 | - | - | - | - | 65,775,879.83 | 202,959,047.21 |
| SEPTEMBER | - | 898,372.70 | - | - | - | - | - | 898,372.70 |
| OCTOBER | 117,968,648.01 | 1,523,671.80 | - | 156,097,517.96 | 27,738,943.09 | - | - | 303,328,780.86 |
| NOVEMBER | - | 4,444,980.74 | - | - | - | - | - | 4,444,980.74 |
| DECEMBER | - | 5,983,272.48 | - | 383,692,632.36 | - | 3,934,272,411.44 | - | 4,323,948,316.28 |
| TOTAL | 117,968,648.01 | 321,322,438.68 | 400,000,746.00 | 1,017,867,929.34 | 90,197,009.28 | 3,934,272,411.44 | 127,546,796.85 | 6,009,175,979.60 |

NOTE 4: FACILITIES REPAYMENT; DEDUCTION AT SOURCE (FAAC)

| MONTH | CONTRACTUAL OBLIGATION | FOREIGN LOAN | NUWSR PROJECT | BOND ISSUANCE PROGRAMME 2 | RESTRUCTURING OF COMM. BANK LOAN | FG BAIL OUT | EXCESS CRUDE LOAN | TOTAL |
|--------------|-------------------------|-----------------------|-----------------------|---------------------------|----------------------------------|-------------------------|-------------------------|--------------------------|
| | ₦ | ₦ | ₦ | ₦ | ₦ | ₦ | ₦ | ₦ |
| JANUARY | 397,196,808.00 | 45,608,594.70 | - | 102,458,000.01 | 248,153,651.78 | 86,405,567.03 | 89,972,595.59 | 969,795,217.11 |
| FEBRUARY | 397,196,808.00 | 50,235,411.61 | 41,112,500.00 | 102,458,000.01 | 248,153,651.78 | 86,405,567.03 | 89,972,595.59 | 1,015,534,534.02 |
| MARCH | 397,196,808.00 | 50,257,868.07 | - | 102,458,000.01 | 248,153,651.78 | 86,405,567.03 | 89,972,595.59 | 974,444,490.48 |
| APRIL | 397,196,808.00 | 50,257,868.07 | - | 102,458,000.01 | 248,153,651.78 | 86,405,567.03 | 89,972,595.59 | 974,444,490.48 |
| MAY | 397,196,808.00 | 50,257,868.07 | 41,112,500.00 | 102,458,000.01 | 248,153,651.78 | 86,405,567.03 | 89,972,595.59 | 1,015,556,990.48 |
| JUNE | 397,196,808.00 | 50,257,868.07 | - | 102,458,000.01 | 248,153,651.78 | 86,405,567.03 | 89,972,595.59 | 974,444,490.48 |
| JULY | 397,196,808.00 | 50,257,868.07 | - | 102,458,000.01 | 248,153,651.78 | 86,405,567.03 | 89,972,595.59 | 974,444,490.48 |
| AUGUST | 397,196,808.00 | 53,517,269.11 | 41,112,500.00 | 102,458,000.01 | 248,153,651.78 | 86,405,567.03 | 89,972,595.59 | 1,018,816,391.52 |
| SEPTEMBER | 397,196,808.00 | 53,517,269.11 | - | 102,458,000.01 | 248,153,651.78 | 86,405,567.03 | 89,972,595.59 | 977,703,891.52 |
| OCTOBER | - | 53,517,269.11 | - | 102,458,000.01 | 248,153,651.78 | 86,405,567.03 | 89,972,595.59 | 580,507,083.52 |
| NOVEMBER | - | 53,517,269.11 | 41,112,500.00 | 102,458,000.01 | 248,153,651.78 | 86,405,567.03 | 89,972,595.59 | 621,619,583.52 |
| DECEMBER | - | 53,517,269.11 | | 102,458,000.01 | 248,153,651.78 | 86,405,567.03 | 89,972,595.59 | 580,507,083.52 |
| TOTAL | 3,574,771,272.00 | 614,719,692.21 | 164,450,000.00 | 1,229,496,000.12 | 2,977,843,821.36 | 1,036,866,804.36 | 1,079,671,147.08 | 10,677,818,737.13 |

NOTE 5A: INTERNALY GENERATED REVENUE (IGR)

| ECONOMIC CODE | HEAD | DETAILS | ACTUAL | BUDGET | VARIANCE |
|----------------------|-------------|----------------------------------|--------------------------|--------------------------|-------------------------|
| | | | ₦ | ₦ | ₦ |
| | | TAX REVENUE | | | |
| 1201 | 401 | Taxes: | | | |
| 12010101 | | Pay AsYou Earn | 4,193,406,349.50 | 3,980,198,948.48 | (213,207,401.02) |
| 12010112 | | Direct Assessment | 163,583,025.97 | 350,000,000.00 | 186,416,974.03 |
| 12010106 | | Development Levy | 21,941,922.74 | 110,217,012.07 | 88,275,089.33 |
| 12010106 | | Ekiti Comm Dev. Levy (TREASURY) | 79,337,887.67 | - | (79,337,887.67) |
| 12010107 | | Capital Gains Tax | 166,803.80 | 150,000.00 | (16,803.80) |
| 12010110 | | Withholding Tax | 261,827,810.78 | 321,336,926.38 | 59,509,115.60 |
| | | Tax Audit | 79,582,914.86 | | (79,582,914.86) |
| | | TOTAL TAX REVENUE | 4,799,846,715.32 | 4,761,902,886.93 | (37,943,828.39) |
| 1202 | | NON TAX REVENUE | | | |
| 120204 | 402 | Fees and Fines | 1,045,264,627.02 | 1,951,632,823.82 | 906,368,196.80 |
| 120201 | 403 | Licences | 158,264,674.81 | 152,267,233.60 | (5,997,441.21) |
| 120207 | 404 | Earnings and Sales | 65,996,569.75 | 170,266,612.78 | 104,270,043.03 |
| 120208 | 405 | Rent on Govt. Properties | 113,825,905.04 | 23,483,809.67 | (90,342,095.37) |
| 120211 | 406 | Government Investment (Dividend) | 57,704,169.57 | 73,087,067.28 | 15,382,897.71 |
| 120213 | 407 | Reimbursement | - | - | - |
| 120212 | 408 | Miscellaneous | 1,297,547.98 | 2,588,501.30 | 1,290,953.32 |
| 120206 | | Sales of unserviceable assets | - | - | - |
| | 409 | Parastatals | 5,706,954,648.18 | 5,949,128,966.25 | 242,174,318.07 |
| | | TOTAL NON-TAX REVENUE | 7,149,308,142.35 | 8,322,455,014.70 | 1,173,146,872.35 |
| | | TOTAL | 11,949,154,857.67 | 13,084,357,901.63 | 1,135,203,043.96 |

NOTE 5B: DETAILS OF NON-TAX REVENUE (IGR)

| ADMIN CODE | MDAs | FUNCTIONAL CODE | ACTUAL | BUDGET | VARIANCE |
|--------------|--|-----------------|----------------|---------------|------------------|
| | | | ₦ | ₦ | ₦ |
| | 402 FINE AND FEES | | | | |
| 011100100100 | GOVERNOR OFFICE (GAD) | 70111 | | 20,385,012.93 | 20,385,012.93 |
| 011100800100 | STATE EMERGENCY MANAGEMENT AGENCY (SEMA) | 70111 | | | - |
| 011110100100 | BUREAU OF SPECIAL PROJECTS | 70111 | 2,000.00 | | (2,000.00) |
| 011111300100 | GOVERNMENT HOUSE PROTOCOL | 70111 | | 1,049,301.76 | 1,049,301.76 |
| 011200300100 | HOUSE OF ASSEMBLY | 70111 | | | - |
| 011200400100 | HOUSE OF ASSEMBLY SERVIC COMMISSION | 70111 | | 417,700.26 | 417,700.26 |
| 011101000100 | BUREAU OF PUBLIC PROCUREMENT (BPP) | 70112 | | | - |
| 014000100100 | STATE AUDITOR GENERAL OFFICE | 70112 | 220,000.00 | 727,239.83 | 507,239.83 |
| 014000100300 | OFFICE OF THE AUDITOR GENERAL FOR LOCAL GOVERNMENT | 70112 | | 6,610,601.10 | 6,610,601.10 |
| 022000100100 | MINISTRY OF FINANCE AND ECONOMIC DEVELOPMENT | 70112 | 35,000.00 | 104,425.06 | 69,425.06 |
| 022000700100 | OFFICE OF THE ACCOUNTANT GENERAL | 70112 | 106,630,112.72 | 1,000,000.00 | (105,630,112.72) |
| 022000800100 | INTERNAL REVENUE SERVICE | 70112 | 1,750,000.00 | 25,000,000.00 | 23,250,000.00 |
| 022000800300 | EKITI STATE SIGNAGE AND ADVERTISEMENT (IRS) | 70112 | 901,000.00 | 18,887,431.70 | 17,986,431.70 |
| 011113200100 | INTEGRATION & INTER-GOVERNMENTAL AFFAIRS | 70122 | | | - |
| 011103500100 | EKITI STATE PENSION COMMISSION | 70131 | 1,165,300.00 | 2,610,626.62 | 1,445,326.62 |
| 012500500100 | OFFICE OF ESTABLISHMENT AND TRAINING | 70131 | 6,922,400.00 | 8,746,400.00 | 1,824,000.00 |
| 014700100100 | CIVIL SERVICE COMMISSION | 70131 | 2,329,750.00 | 716,375.97 | (1,613,374.03) |
| 031801100200 | JUDICIAL SERVICE COMMISSION | 70131 | | | - |

Report of the Accountant-General of Ekiti State for the year ended 31st December, 2018

| ADMIN CODE | MDAs | FUNCTIONAL CODE | ACTUAL | BUDGET | VARIANCE |
|--------------|---|-----------------|---------------|----------------|----------------|
| | | | ₦ | ₦ | ₦ |
| 023800400200 | SUSTAINABLE DEVELOPMENT GOALS (SDG) OFFICE | 70132 | | 9,961,072.70 | 9,961,072.70 |
| 014800100100 | STATE INDEPENDENT ELECTORAL COMMISSION | 70160 | 200.00 | | (200.00) |
| 032600100100 | MINISTRY OF JUSTICE | 70160 | 211,950.00 | 163,925,387.72 | 163,713,437.72 |
| 031800100100 | THE JUDICIARY | 70330 | | 250,000.00 | 250,000.00 |
| 022200100100 | MINISTRY OF COMMERCE, INDUSTRIES AND COOPERATIVES | 70411 | 13,424,263.79 | 22,500,000.00 | 9,075,736.21 |
| 022200100500 | EKITI STATE ENTERPRISES DEVELOPMENT AGENCY | 70411 | | | - |
| 022200900100 | PETROLEUM PRODUCTS CONSUMER PROTECTION UNIT | 70411 | 20,000.00 | 3,147,905.25 | 3,127,905.25 |
| 022700100200 | BUREAU OF PRODUCTIVITY AND EMPOWERMENT | 70412 | | 835,400.52 | 835,400.52 |
| 021500100100 | MINISTRY OF AGRICULTURE AND RURAL DEVELOPMENT | 70421 | 25,079,900.00 | 28,790,000.00 | 3,710,100.00 |
| 021500100200 | RURAL DEVELOPMENT | 70421 | | | - |
| 021500100300 | DIRECTORATE OF FARM SETTLEMENT AND PEASANT FARMER DEVELOPMENT | 70421 | 2,500,950.00 | 15,663,759.70 | 13,162,809.70 |
| 021510900100 | FORESTRY DEPARTMENT | 70422 | 514,000.00 | 27,000,000.00 | 26,486,000.00 |
| 023305100100 | EKITI STATE MINERAL RESOURCES DEVELOPMENT AGENCY | 70422 | 12,150.00 | 31,327,519.40 | 31,315,369.40 |
| 023100300100 | EKITI STATE ELECTRICITY BOARD | 70435 | | 322,232.35 | 322,232.35 |
| 023400100100 | MINISTRY OF WORKS AND TRANSPORT | 70443 | 3,415,000.00 | 20,935,524.08 | 17,520,524.08 |
| 023400200100 | OFFICE OF SURVEYOR -GENERAL OF THE STATE | 70443 | 17,130,075.00 | 20,163,759.70 | 3,033,684.70 |
| 022905500100 | EKITI STATE TRAFFIC MANAGEMENT AGENCY | 70452 | 4,169,000.00 | 5,319,483.41 | 1,150,483.41 |
| 012300200100 | MINISTRY OF INFORMATION, YOUTH AND SPORT (CIVIC ORIENTATION) | 70460 | 70,000.00 | 187,673.72 | 117,673.72 |
| 012300300100 | BROADCASTING SERVICE OF EKITI STATE | 70460 | | | - |
| 053505300100 | EKITI STATE WASTE MANAGEMENT BOARD | 70510 | 1,497,100.00 | 1,421,253.23 | (75,846.77) |

Report of the Accountant-General of Ekiti State for the year ended 31st December, 2018

| ADMIN CODE | MDAs | FUNCTIONAL CODE | ACTUAL | BUDGET | VARIANCE |
|---------------|--|-----------------|----------------|----------------|----------------|
| | | | ₦ | ₦ | ₦ |
| 053500100100 | MINISTRY OF ENVIRONMENT | 70560 | 3,271,530.00 | 5,221,253.23 | 1,949,723.23 |
| 053501600100 | STATE ENVIRONMENTAL PROTECTION AGENCY | 70560 | 4,845,000.00 | 7,309,754.53 | 2,464,754.53 |
| 025300100100 | MINISTRY OF LAND, HOUSING AND URBAN DEVELOPMENT | 70610 | 213,352,015.49 | 478,240,633.41 | 264,888,617.92 |
| 025301000100 | STATE HOUSING CORPORATION | 70610 | | | - |
| 025305200100 | PLANNING PERMIT AGENCY | 70610 | | | - |
| 026000100200 | LAND SERVICES | 70610 | | | - |
| 025305600100 | URBAN RENEWAL AGENCY (CAPITAL URBAN DEVELOPMENT AUTHORITY) | 70620 | | 1,044,250.65 | 1,044,250.65 |
| 026100100100 | MINISTRY OF PUBLIC UTILITIES | 70620 | 5,503,000.00 | 6,265,503.88 | 762,503.88 |
| 025210200100 | EKITI STATE WATER CORPORATION | 70630 | | 50,000.00 | 50,000.00 |
| 025210300100 | RURAL WATER SUPPLY AND SANITATION AGENCY | 70630 | | 1,500,000.00 | 1,500,000.00 |
| 052100100100 | MINISTRY OF HEALTH | 70721 | 2,219,700.00 | 7,831,879.85 | 5,612,179.85 |
| 052110200100 | HOSPITAL MANAGEMENT BOARD | 70731 | 35,291,249.60 | 118,127,318.94 | 82,836,069.34 |
| 052110200100 | PRIMARY HEALTH CARE DEVELOPMENT AGENCY | 71090 | 16,200.00 | | (16,200.00) |
| 052111300100 | CENTRAL MEDICAL STORE | 70734 | | | - |
| 053905100100 | EKITI STATE SPORT COUNCIL | 70810 | | | - |
| 023600100100 | BUREAU OF TOURISM, ARTS AND CULTURE | 70820 | 118,000.00 | 1,357,525.84 | 1,239,525.84 |
| 0505100100100 | MINISTRY FOR LOCAL GOVERNMENT AND COMMUNITY DEVELOPMENT | 70820 | 1,272,500.00 | 3,132,751.94 | 1,860,251.94 |
| 0505100200100 | CHIEFTANCY AFFAIRS | 70820 | | 1,566,375.97 | 1,566,375.97 |
| 012301300100 | GOVERNMENT PRINTING PRESS | 70830 | | 678,757.18 | 678,757.18 |
| 051700300100 | STATE UNIVERSAL BASIC EDUCATION BOARD | 70912 | 160,000.00 | 5,265,503.88 | 5,105,503.88 |

Report of the Accountant-General of Ekiti State for the year ended 31st December, 2018

| ADMIN CODE | MDAs | FUNCTIONAL CODE | ACTUAL | BUDGET | VARIANCE |
|--------------|--|-----------------|-------------------------|-------------------------|-----------------------|
| | | | ₦ | ₦ | ₦ |
| 051700800100 | EKITI STATE LIBRARY BOARD | 70960 | | 36,796.30 | 36,796.30 |
| 051705400100 | STATE TEACHING SERVICE COMMISSION | 70960 | | | - |
| 051705500100 | BOARD FOR TECHNICAL AND VOCATIONAL EDUCATION | 70960 | 850,000.00 | 3,132,751.94 | 2,282,751.94 |
| 051705500200 | AGENCY FOR ADULT AND NON-FORMAL EDUCATION | 70960 | | 27,694.35 | 27,694.35 |
| 051705600200 | EDUCATION TRUST(ENDOWMENT) FUND | 70960 | 280,828,595.42 | 361,062,661.64 | 80,234,066.22 |
| 051700100100 | MINISTRY OF EDUCATION, SCIENCE ND TECHNOLOGY | 70970 | 309,353,185.00 | 511,375,323.28 | 202,022,138.28 |
| 051400100100 | MINISTRY OF WOMEN AFFAIRS, GENDER EMPOWERMENT &SOCIAL WELFARE | 71090 | 183,500.00 | 400,000.00 | 216,500.00 |
| | TOTAL FINE AND FEES | | 1,045,264,627.02 | 1,951,632,823.82 | 906,368,196.80 |
| | | | | | |
| | 403 LICENCE | | | | |
| 022000800100 | INTERNAL REVENUE SERVICE | 70112 | 146,810,674.81 | 130,000,000.00 | (16,810,674.81) |
| 022000700100 | OFFICE OF ACCOUNTANT GENERAL | 70112 | | - | - |
| 021500100100 | MINISTRY OF AGRICULTURE AND RURAL DEVELOPMENT | 70421 | 7,490,000.00 | 17,168,105.69 | 9,678,105.69 |
| 025300100100 | MINISTRY OF LAND, HOUSING AND URBAN DEVELOPMENT | 70610 | 10,000.00 | 1,000,000.00 | 990,000.00 |
| 051400100100 | MINISTRY OF WOMEN AFFAIRS, GENDER EMPOWERMENT &SOCIAL WELFARE | 71090 | 3,954,000.00 | 4,099,127.91 | 145,127.91 |
| | TOTAL LICENCE | | 158,264,674.81 | 152,267,233.60 | (5,997,441.21) |
| | | | | | |
| | 404 EARNING AND SALES | | | | |
| 011200300100 | HOUSE OF ASSEMBLY | 70111 | 85,000.00 | 1,044,250.65 | 959,250.65 |
| 011200400100 | HOUSE OF ASSEMBLY SERVICE COMMISSION | 70111 | 145,600.00 | | (145,600.00) |

Report of the Accountant-General of Ekiti State for the year ended 31st December, 2018

| ADMIN CODE | MDAs | FUNCTIONAL CODE | ACTUAL | BUDGET | VARIANCE |
|--------------|--|-----------------|---------------|---------------|---------------|
| | | | ₦ | ₦ | ₦ |
| 022000800100 | INTERNAL REVENUE SERVICE | 70112 | 2,500,000.00 | 8,000,000.00 | 5,500,000.00 |
| 014700100100 | CIVIL SERVICE COMMISSION | 70131 | | 850,000.00 | 850,000.00 |
| 032600100100 | MINISTRY OF JUSTICE | 70160 | 26,000.00 | 8,500,000.00 | 8,474,000.00 |
| 022200100100 | MINISTRY OF COMMERCE, INDUSTRIES AND COOPERATIVES | 70411 | 477,500.00 | 3,385,012.93 | 2,907,512.93 |
| 021500100200 | RURAL DEVELOPMENT | 70421 | | | - |
| 021510900100 | FORESTRY DEPARTMENT | 70422 | 37,103,027.64 | 77,778,642.70 | 40,675,615.06 |
| 023100300100 | EKITI STATE ELECTRICITY BOARD | 70435 | | | - |
| 023400200100 | OFFICE OF SURVEYOR -GENERAL OF THE STATE | 70443 | 198,900.00 | 500,000.00 | 301,100.00 |
| 012300200100 | MINISTRY OF INFORMATION, YOUTH AND SPORT (CIVIC ORIENTATION) | 70460 | 10,116.78 | 161,401.40 | 151,284.62 |
| 053505300100 | EKITI STATE WASTE MANAGEMENT BOARD | 70510 | 280,000.00 | 3,800,000.00 | 3,520,000.00 |
| 025300100100 | MINISTRY OF LAND, HOUSING AND URBAN DEVELOPMENT | 70610 | 9,862,944.26 | 27,000,000.00 | 17,137,055.74 |
| 026000100200 | LAND SERVICES | 70610 | | | - |
| 025210300100 | RURAL WATER SUPPLY AND SANITATION AGENCY | 70630 | 1,312,380.00 | 1,632,751.94 | 320,371.94 |
| 052110200100 | HOSPITAL MANAGEMENT BOARD | 70731 | | 2,297,745.72 | 2,297,745.72 |
| 052111300100 | CENTRAL MEDICAL STORE | 70734 | 1,321,551.07 | 4,197,207.05 | 2,875,655.98 |
| 051700300100 | STATE UNIVERSAL BASIC EDUCATION BOARD | 70912 | | | - |
| 051705400100 | STATE TEACHING SERVICE COMMISSION | 70960 | 5,147,250.00 | 13,575,258.41 | 8,428,008.41 |
| 051705500200 | AGENCY FOR ADULT AND NON-FORMAL EDUCATION | 70960 | 184,000.00 | 625,851.85 | 441,851.85 |
| 051700100100 | MINISTRY OF EDUCATION, SCIENCE ND TECHNOLOGY | 70970 | 6,327,700.00 | 10,750,000.00 | 4,422,300.00 |
| 051400100100 | MINISTRY OF WOMEN AFFAIRS, GENDER EMPOWERMENT & SOCIAL WELFARE | 71090 | 158,000.00 | 200,000.00 | 42,000.00 |

Report of the Accountant-General of Ekiti State for the year ended 31st December, 2018

| ADMIN CODE | MDAs | FUNCTIONAL CODE | ACTUAL | BUDGET | VARIANCE |
|--------------|--|-----------------|-----------------------|-----------------------|------------------------|
| | | | ₦ | ₦ | ₦ |
| 011111300500 | CABINET DEPARTMENT GOV. OFFICE | 70111 | 539,600.00 | 1,000,975.45 | 461,375.45 |
| 022200100600 | MULTI PURPOSE CREDIT AGENCY | 70411 | | 313,275.19 | 313,275.19 |
| 021502100200 | SCHOOL AGRICULTURE AND ENTERPRISE | 70422 | 14,000.00 | 1,049,301.76 | 1,035,301.76 |
| 021510200300 | SERICULTURE DEVELOPMENT PROJECT | 70422 | | | - |
| 023600400200 | BUREAU OF TOURISM ART AND CULTURE | 70820 | 160,000.00 | 522,125.32 | 362,125.32 |
| 011103700100 | MUSLIM PILGRIM WELFARE BOARD | 70840 | 11,000.00 | 1,566,375.97 | 1,555,375.97 |
| 011103800100 | CHRISTIAN PILGRIM WELFARE BOARD | 70840 | 132,000.00 | 472,185.79 | 340,185.79 |
| 051705500300 | COOPERATIVE DEPARTMENT AND COOPERATIVE COLLEGE, IJERO-EKITI | 70960 | | 1,044,250.65 | 1,044,250.65 |
| | BEAREAU OF PRODUCTIVITY AND EMPOWERMENT | | | | - |
| | TOTAL EARNING AND SALES | | 65,996,569.75 | 170,266,612.78 | 104,270,043.03 |
| | | | | | |
| | 405 RENT OF GOVERNMENT PROPERTY | | | | |
| 022000700100 | OFFICE OF THE ACCOUNTANT GENERAL | 70112 | 105,754,510.00 | 9,483,809.67 | (96,270,700.33) |
| 021500100100 | MINISTRY OF AGRICULTURE AND RURAL DEVELOPMENT | 70421 | | | - |
| 022905500100 | EKITI STATE TRAFFIC MANAGEMENT AGENCY | 70452 | | | - |
| 025300100100 | MINISTRY OF LAND, HOUSING AND URBAN DEVELOPMENT | 70610 | 8,071,395.04 | 13,000,000.00 | 4,928,604.96 |
| 051700300100 | STATE UNIVERSAL BASIC EDUCATION BOARD | 70912 | | 1,000,000.00 | 1,000,000.00 |
| 023400400100 | EKITI STATE ROAD MAINTENANCE AGENCY (EKROMA)(PUBLIC WORKS CORPORATION) | 70443 | | | - |
| | TOTAL RENT OF GOVERNMENT PROPERTY | | 113,825,905.04 | 23,483,809.67 | (90,342,095.37) |
| | | | | | |

Report of the Accountant-General of Ekiti State for the year ended 31st December, 2018

| ADMIN CODE | MDAs | FUNCTIONAL CODE | ACTUAL | BUDGET | VARIANCE |
|--------------|---|-----------------|----------------------|----------------------|----------------------|
| | | | ₦ | ₦ | ₦ |
| | 406 INTEREST AND DIVIDEND | | | | |
| 022000800100 | INTERNAL REVENUE SERVICE | 70112 | 7,266,000.00 | 73,087,067.28 | 65,821,067.28 |
| 022000700100 | OFFICE OF THE ACCOUNTANT GENERAL | 70112 | 50,438,169.57 | | (50,438,169.57) |
| 022200100100 | MINISTRY OF COMMERCE, INDUSTRIES AND COOPERATIVES | 70411 | | - | - |
| 021500100200 | RURAL DEVELOPMENT | 70421 | | | - |
| | TOTAL INTEREST AND DIVIDEND | | 57,704,169.57 | 73,087,067.28 | 15,382,897.71 |
| | | | | | |
| | 408 MISCELLANEOUS | | | | |
| 011100100100 | GOVERNOR OFFICE (GAD) | 70111 | 8,847.98 | 500,000.00 | 491,152.02 |
| 022000700100 | OFFICE OF THE ACCOUNTANT GENERAL | 70112 | | | - |
| 011102100100 | EKITI STATE LIAISON OFFICE -LAGOS | 70133 | 444,600.00 | 1,044,250.65 | 599,650.65 |
| 011102100200 | EKITI STATE LIAISON OFFICE -ABUJA | 70133 | 844,100.00 | 1,044,250.65 | 200,150.65 |
| | TOTAL MISCELLANEOUS | | 1,297,547.98 | 2,588,501.30 | 1,290,953.32 |
| | | | | | |
| | 409 PARASTATALS | | | | |
| 031801100200 | JUDICIAL SERVICE COMMISSION | 70131 | 1,742,060.00 | 2,668,310.00 | 926,250.00 |
| 031800100100 | THE JUDICIARY | 70330 | 12,629,589.50 | 21,112,253.57 | 8,482,664.07 |
| 023100300100 | EKITI STATE ELECTRICITY BOARD | 70435 | 196,700.00 | 202,418.54 | 5,718.54 |
| 012300300100 | BROADCASTING SERVICE OF EKITI STATE | 70460 | 38,683,681.00 | 108,868,086.10 | 70,184,405.10 |
| 025301000100 | STATE HOUSING CORPORATION | 70610 | 34,841,744.42 | 135,752,584.05 | 100,910,839.63 |

Report of the Accountant-General of Ekiti State for the year ended 31st December, 2018

| ADMIN CODE | MDAs | FUNCTIONAL CODE | ACTUAL | BUDGET | VARIANCE |
|--------------|--|-----------------|-------------------------|-------------------------|-------------------------|
| | | | ₦ | ₦ | ₦ |
| 025210200100 | EKITI STATE WATER CORPORATION | 70630 | 6,159,223.95 | 10,245,810.57 | 4,086,586.62 |
| 053905100100 | EKITI STATE SPORT COUNCIL | 70810 | 1,142,000.00 | 1,044,250.65 | (97,749.35) |
| 051700800100 | EKITI STATE LIBRARY BOARD | 70960 | 88,000.00 | 419,328.52 | 331,328.52 |
| 021511000100 | FOUNTAIN AGRIC MARKETING AGENCY | 70421 | 628,788.00 | 1,056,564.37 | 427,776.37 |
| 021510200100 | AGRICULTURAL DEVELOPMENT PROJECT | 70422 | 84,000.00 | 749,301.76 | 665,301.76 |
| 052102600100 | EKITI STATE UNIVERSITY TEACHING HOSPITAL | 70731 | 603,638,941.00 | 700,000,000.00 | 96,361,059.00 |
| 052110600100 | COLLEGE OF HEALTH TECHNOLOGY | 70734 | 186,628,280.31 | 200,227,478.69 | 13,599,198.38 |
| 051701800100 | COLLEGE OF EDUCATION - IKERE EKITI | 70941 | 634,279,344.00 | 955,657,315.31 | 321,377,971.31 |
| 051702100100 | EKITI STATE UNIVERSITY | 70942 | 4,186,212,296.00 | 3,811,125,264.12 | (375,087,031.88) |
| | TOTAL PARASTATALS | | 5,706,954,648.18 | 5,949,128,966.25 | 242,174,318.07 |
| | TOTAL NON TAX REVENUE | | 7,149,308,142.35 | 8,322,455,014.70 | 1,173,146,872.35 |

NOTE 6: INTREST EARNED, INVESTMENT INCOME AND OTHER REVENUE

| S/NO | DETAILS | 2018 | | |
|------|----------------------------|-----------------------|----------|-------------------------|
| | | ACTUAL | BUDGET | VARIANCE |
| | | ₦ | ₦ | ₦ |
| | INVESTMENT INCOME | - | - | - |
| | INTEREST EARNED | - | - | - |
| | OTHER REVENUE: | | | |
| 1 | BAIL OUT REPAYMENT BY JAAC | 94,369,459.44 | - | (94,369,459.44) |
| 2 | SALARY REFUND | 42,407,513.55 | - | (42,407,513.55) |
| 3 | REFUND BY MDAs | 109,945,408.82 | - | (109,945,408.82) |
| | TOTAL | 246,722,381.81 | - | (246,722,381.81) |

NOTE 7: AIDS AND GRANTS

| S/NO | MDAs/DONORS | 2018 | | |
|------|---|----------------------|----------|----------|
| | | ACTUAL | BUDGET | VARIANCE |
| | | ₦ | ₦ | ₦ |
| 1 | MINISTRY OF EDUCATION (UNICEF) | 2,910,560.00 | | |
| 3 | PRIMARY HEALTH CARE DEVELOPMENT AGENCY (UNICEF) | 51,558,390.00 | | |
| | TOTAL | 54,468,950.00 | - | - |

NOTE 8: TRANSFER FROM LOCAL GOVERNMENTS

| S/NO | DETAILS | 2018 | | |
|------|-----------------------------|-----------------------|-----------------------|----------------------|
| | | ACTUAL | BUDGET | VARIANCE |
| | | ₦ | ₦ | ₦ |
| 1 | SOCIAL CONTRIBUTION BY JAAC | 225,000,000.00 | 300,000,000.00 | 75,000,000.00 |
| | TOTAL | 225,000,000.00 | 300,000,000.00 | 75,000,000.00 |

NOTE 9: SALARIES AND WAGES

| S/NO | ADMIN CODE | HEAD | MINISTRIES/DEPARTMENTS/AGENCIES | ACTUAL | BUDGET | VARIANCE |
|------|--------------|----------|---|----------------|----------------|-----------------|
| | | | | ₦ | ₦ | ₦ |
| | | | ADMINISTRATIVE SECTOR | | | |
| 1 | 11100100100 | 459-0400 | GOVERNOR OFFICE (GAD) | 111,208,941.32 | 146,922,354.30 | 35,713,412.98 |
| 2 | 011100100200 | 459-1500 | OFFICE OF THE DEPUTY GOVERNOR | 40,816,096.93 | 54,968,843.39 | 14,152,746.46 |
| 3 | 011100300100 | 459-5400 | EKITI STATE BOUNDARY COMMISSION | 8,062,914.70 | 15,276,507.75 | 7,213,593.05 |
| 4 | 011100800100 | 458-1200 | STATE EMERGENCY MANAGEMENT AGENCY | 15,003,070.79 | 16,017,042.77 | 1,013,971.98 |
| 5 | 011101300200 | 459-5100 | POLITICAL AND ECONOMIC AFFAIRS DEPARTMENT. | 54,863,577.60 | 43,048,788.35 | (11,814,789.25) |
| 6 | 011101300200 | 459-5102 | POLITICAL APPOINTEES (P&E) | 517,362,863.74 | 851,641,200.57 | 334,278,336.83 |
| 7 | 011102100100 | 459-0900 | EKITI STATE LIAISON OFFICE -LAGOS | 7,578,136.37 | 15,525,044.71 | 7,946,908.34 |
| 8 | 011102100200 | 459-1000 | EKITI STATE LIAISON OFFICE -ABUJA | 10,431,570.18 | 15,945,744.45 | 5,514,174.27 |
| 9 | 011103700100 | 459-1900 | MUSLIM PILGRIM WELFARE BOARD | 8,697,851.92 | 17,206,254.41 | 8,508,402.49 |
| 10 | 011103800100 | 459-1800 | CHRISTIAN PILGRIM WELFARE BOARD | 12,924,761.69 | 19,393,964.70 | 6,469,203.01 |
| 11 | 011104400100 | 458-1100 | MINISTRY OF SPECIAL DUTIES | - | 89,559.86 | 89,559.86 |
| 12 | 011111300100 | 459-1600 | GOVERNMENT HOUSE AND PROTOCOL | 126,928,523.71 | 164,956,503.92 | 38,027,980.21 |
| 13 | 011111300500 | 459-3000 | CABINET DEPARTMENT GOV. OFFICE | 33,055,393.31 | 49,726,623.59 | 16,671,230.28 |
| 14 | 011113200100 | 459-2000 | INTEGRATION & INTER-GOVERNMENTAL AFFAIRS | 3,983,692.10 | 18,338,382.48 | 14,354,690.38 |
| 15 | 011200300100 | 459-2100 | HOUSE OF ASSEMBLY | 369,170,659.03 | 486,770,123.80 | 117,599,464.77 |
| 16 | 012300100100 | 457-0100 | MINISTRY OF INFORMATION, YOUTH AND SPORTS DEVELOPMENT | 100,070,103.81 | 120,965,562.93 | 20,895,459.12 |
| 17 | 012300300100 | 457-0200 | BROADCASTING SERVICE OF EKITI STATE | 177,680,418.25 | 194,793,745.32 | 17,113,327.07 |
| 18 | 012500500100 | 459-2300 | OFFICE OF ESTABLISHMENT AND TRAINING | 83,853,132.46 | 100,000,000.00 | 16,146,867.54 |
| 19 | 014000100100 | 459-2800 | STATE AUDITOR GENERAL OFFICE | 79,249,648.74 | 97,606,936.31 | 18,357,287.57 |
| 20 | 014000100100 | 459-2900 | AUDITOR GENERAL FOR LOCAL GOVT. | 39,441,358.35 | 61845153.58 | 22,403,795.23 |

Report of the Accountant-General of Ekiti State for the year ended 31st December, 2018

| S/NO | ADMIN CODE | HEAD | MINISTRIES/DEPARTMENTS/AGENCIES | ACTUAL | BUDGET | VARIANCE |
|------|--------------|----------|--|-------------------------|-------------------------|-----------------------|
| | | | | ₦ | ₦ | ₦ |
| 21 | 014700100100 | 459-3900 | CIVIL SERVICE COMMISSION | 41,402,317.78 | 55,883,386.10 | 14,481,068.32 |
| 22 | 014700300100 | 459-2700 | EKITI STATE LOCAL GOVERNMENT SERVICE COMMISSION | 1,162,485.34 | 1,215,152.04 | 52,666.70 |
| 23 | 014800100100 | 459-4100 | STATE INDEPENDENT ELECTORAL COMMISSION | 62,354,736.66 | 77,162,154.50 | 14,807,417.84 |
| | | | TOTAL ADMINISTRATIVE SECTOR | 1,905,302,254.78 | 2,625,299,029.83 | 719,996,775.05 |
| | | | ECONOMIC SECTOR | | | |
| 24 | 021500100100 | 451-0100 | MINISTRY OF AGRICULTURE AND RURAL DEVELOPMENT | 405,968,032.35 | 486,162,753.98 | 80,194,721.63 |
| 25 | 021502100200 | 455-0200 | SCHOOL AGRICULTURE AND ENTERPRISE | 7,842,189.33 | 19,999,603.54 | 12,157,414.21 |
| 26 | 021510200100 | 451-0500 | AGRICULTURAL DEVELOPMENT PROJECT | 159,350,996.94 | 194,938,383.73 | 35,587,386.79 |
| 27 | 021511000100 | 451-0300 | FOUNTAIN AGRIC MARKETING AGENCY | 22,663,417.93 | 33,052,135.47 | 10,388,717.54 |
| 28 | 022000100100 | 453-0400 | MINISTRY OF FINANCE AND ECONOMIC DEVELOPMENT | 207,019,449.27 | 267,874,200.49 | 60,854,751.22 |
| 29 | 022000800100 | 459-3800 | INTERNAL REVENUE SERVICE | 167,246,578.15 | 206,741,931.00 | 39,495,352.85 |
| 30 | 022000800300 | 459-0800 | EKITI STATE SIGNAGE AND ADVERTISEMENT (IRS) | 317,314.61 | 2,445,047.19 | 2,127,732.58 |
| 31 | 022200100100 | 452-0100 | MINISTRY OF COMMERCE, INDUSTRIES AND COOPERATIVES | 173,660,069.80 | 222,127,017.92 | 48,466,948.12 |
| 32 | 022200100600 | 454-0300 | MULTI PURPOSE CREDIT AGENCY | 31,300,755.57 | 37,662,940.85 | 6,362,185.28 |
| 33 | 022700500100 | 454-0200 | JOB CREATION AND EMPLOYMENT AGENCY | 9,821,312.55 | 12,046,136.78 | 2,224,824.23 |
| 34 | 023100300100 | 454-0600 | EKITI STATE ELECTRICITY BOARD | 64,989,797.56 | 82,630,338.68 | 17,640,541.12 |
| 35 | 023400100100 | 454-1000 | MINISTRY OF WORKS AND TRANSPORT | 262,977,191.65 | 317,106,326.23 | 54,129,134.58 |
| 36 | 023400200100 | 458-0500 | OFFICE OF SURVEYOR -GENERAL OF THE STATE | 23,738,247.39 | 32,140,950.04 | 8,402,702.65 |
| 37 | 023400400100 | 454-1400 | EKITI STATE ROAD MAINTENMENT AGENCY (EKROMA)(PUBLIC WORKS CORPORATION) | 18,722,382.86 | 24,363,642.79 | 5,641,259.93 |
| 38 | 023600400200 | 453-0100 | BUREAU OF TOURISM ART AND CULTURE | 62,250,942.42 | 94,256,913.39 | 32,005,970.97 |
| 39 | 023800100100 | 459-3100 | MINISTRY OF BUDGET AND ECONOMIC PLANNING | 68,323,774.51 | 93,500,258.52 | 25,176,484.01 |
| 40 | 023800400100 | 459-3200 | BUREAU OF STATISTICS | 24,221,617.12 | 36,590,538.64 | 12,368,921.52 |

Report of the Accountant-General of Ekiti State for the year ended 31st December, 2018

| S/NO | ADMIN CODE | HEAD | MINISTRIES/DEPARTMENTS/AGENCIES | ACTUAL | BUDGET | VARIANCE |
|------|--------------|----------|--|-------------------------|-------------------------|-----------------------|
| | | | | ₦ | ₦ | ₦ |
| 41 | 025210200100 | 454-0800 | EKITI STATE WATER CORPORATION | 291,524,002.84 | 352,394,091.41 | 60,870,088.57 |
| 42 | 025210300100 | 454-0900 | RURAL WATER SUPPLY AND SANITATION AGENCY | 29,777,371.10 | 39,196,982.83 | 9,419,611.73 |
| 43 | 025300100100 | 458-0100 | MINISTRY OF LAND, HOUSING AND URBAN DEVELOPMENT | 85,067,224.60 | 136,011,329.50 | 50,944,104.90 |
| 44 | 025301000100 | 458-0200 | STATE HOUSING CORPORATION | 78,447,425.41 | 106,933,379.46 | 28,485,954.05 |
| 45 | 025305600100 | 458-0600 | URBAN RENEWAL AGENCY | 7,473,352.35 | 15,140,161.32 | 7,666,808.97 |
| 46 | 026100100100 | 454-0500 | MINISTRY OF PUBLIC UTILITIES | 52,844,893.76 | 67,359,694.93 | 14,514,801.17 |
| | | | TOTAL ECONOMICS SECTOR | 2,255,548,340.07 | 2,880,674,758.69 | 625,126,418.62 |
| | | | LAW AND JUSTICE SECTOR | | | |
| 47 | 032600100100 | 459-0100 | MINISTRY OF JUSTICE | 171,405,940.68 | 195,110,675.59 | 23,704,734.91 |
| | | | TOTAL LAW AND JUSTICE SECTOR | 171,405,940.68 | 195,110,675.59 | 23,704,734.91 |
| | | | REGIONAL SECTOR | - | 195,110,675.59 | 195,110,675.59 |
| | | | TOTAL REGIONAL SECTOR | | | |
| | | | SOCIAL SECTOR | | | |
| 48 | 051400100100 | 457-0600 | MINISTRY OF WOMEN AFFAIRS, GENDER EMPOWERMENT & SOCIAL WELFARE | 79,215,872.01 | 148,416,854.42 | 69,200,982.41 |
| 49 | 051700100100 | 455-0100 | MINISTRY OF EDUCATION, SCIENCE AND TECHNOLOGY | 487,850,594.83 | 684,394,410.66 | 196,543,815.83 |
| 50 | 051700100100 | 455-0110 | SEPIP (MINISTRY OF EDUCATION) | | | - |
| 51 | 051700300100 | 455-0400 | STATE UNIVERSAL BASIC EDUCATION BOARD | 352,647,156.98 | 413,151,693.38 | 60,504,536.40 |
| 52 | 051700800100 | 455-0800 | EKITI STATE LIBRARY BOARD | 11,688,174.45 | 22,733,344.87 | 11,045,170.42 |
| 53 | 051702600000 | 455-1300 | NON-TEACHING STAFF (TSC) HQ | 135,853,450.28 | 250,002,392.38 | 114,148,942.10 |
| 54 | 051705400100 | 455-0700 | STATE TEACHING SERVICE COMMISSION (SECONDARY SCHOOL TEACHERS) | 8,012,613,411.06 | 10,373,789,428.89 | 2,361,176,017.83 |
| 55 | 051705500100 | 455-0500 | BOARD FOR TECHNICAL AND VOCATIONAL EDUCATION | 85,964,713.93 | 121,822,874.60 | 35,858,160.67 |
| 56 | 051705500200 | 455-0600 | AGENCY FOR ADULT AND NON-FORMAL EDUCATION | 38,545,712.90 | 57,698,059.11 | 19,152,346.21 |

Report of the Accountant-General of Ekiti State for the year ended 31st December, 2018

| S/NO | ADMIN CODE | HEAD | MINISTRIES/DEPARTMENTS/AGENCIES | ACTUAL | BUDGET | VARIANCE |
|------|---------------|----------|---|--------------------------|--------------------------|-------------------------|
| | | | | ₦ | ₦ | ₦ |
| 57 | 051705600100 | 455-0300 | STATE SCHOLARSHIP BOARD | 14,044,366.99 | 20,150,607.26 | 6,106,240.27 |
| 58 | 051705600200 | 455-0900 | EDUCATION TRUST(ENDOWMENT) FUND | 15,335,924.03 | 20,663,026.03 | 5,327,102.00 |
| 59 | 052100100100 | 456-0100 | MINISTRY OF HEALTH | 286,622,551.62 | 350,831,773.53 | 64,209,221.91 |
| 60 | 052100300100 | 456-0400 | PRIMARY HEALTHCARE DEVELOPMENT AGENCY | 16,975,668.60 | 25,653,967.64 | 8,678,299.04 |
| 61 | 052110200100 | 456-0600 | HOSPITAL MANAGEMENT BOARD | 2,300,510,535.88 | 2,804,248,066.63 | 503,737,530.75 |
| 62 | 052111300100 | 456-0500 | CENTRAL MEDICAL STORE | 17,749,672.95 | 18,324,172.63 | 574,499.68 |
| 63 | 053500100100 | 458-0700 | MINISTRY OF ENVIRONMENT | 149,994,405.52 | 170,011,280.10 | 20,016,874.58 |
| 64 | 053501600100 | 458-0900 | STATE ENVIRONMENTAL PROTECTION AGENCY | 14,123,291.62 | 27,582,287.19 | 13,458,995.57 |
| 65 | 053505300100 | 458-1000 | EKITI STATE WASTE MANAGEMENT BOARD | 20,521,400.76 | 27,150,951.11 | 6,629,550.35 |
| 66 | 053905100100 | 457-0500 | EKITI STATE SPORT COUNCIL | 52,855,328.12 | 78,480,056.59 | 25,624,728.47 |
| 67 | 0505100100100 | 459-1300 | MINISTRY FOR LOCAL GOVERNMENT, COMMUNITY DEVELOPMENT AND CHIEFTANCY AFFAIRS-STATE | 58,278,429.54 | 84,367,426.29 | 26,088,996.75 |
| | | | TOTAL SOCIAL SECTOR | 12,151,390,662.07 | 15,699,472,673.31 | 3,548,082,011.24 |
| | | | | | | |
| | | | PERSONEL COST SUMMARY | | | |
| | | | ADMINISTRATION SECTOR | 1,905,302,254.78 | 2,625,299,029.83 | 719,996,775.05 |
| | | | ECONOMIC SECTOR | 2,255,548,340.07 | 2,880,674,758.69 | 625,126,418.62 |
| | | | LAW AND JUSTICE SECTOR | 171,405,940.68 | 195,110,675.59 | 23,704,734.91 |
| | | | REGIONAL SECTOR | - | - | - |
| | | | SOCIAL SECTOR | 12,151,390,662.07 | 15,699,472,673.31 | 3,548,082,011.24 |
| | | | TOTAL (A) | 16,483,647,197.60 | 21,400,557,137.42 | 4,916,909,939.82 |
| | | | | | | |
| | | | CORPERS ALLOWANCE | 37,582,160.70 | 52,474,134.44 | 14,891,973.74 |

Report of the Accountant-General of Ekiti State for the year ended 31st December, 2018

| S/NO | ADMIN CODE | HEAD | MINISTRIES/DEPARTMENTS/AGENCIES | ACTUAL | BUDGET | VARIANCE |
|------|------------|------|--------------------------------------|--------------------------|--------------------------|-------------------------|
| | | | | ₦ | ₦ | ₦ |
| | | | REPATRIATION | 2,461,879.77 | 15,314,221.42 | 12,852,341.65 |
| | | | LOCUM / INTERN | | 972,121.63 | 972,121.63 |
| | | | LEAVE BONUS (2016) | 714,977,466.20 | 1,444,954,932.40 | 729,977,466.20 |
| | | | STATE HEALTH INSURANCE SCHEME (SHIS) | | - | - |
| | | | CHRISTMAS BONUS | | - | - |
| | | | TOTAL (B) | 755,021,506.67 | 1,513,715,409.89 | 758,693,903.22 |
| | | | | | | |
| | | | GRAND TOTAL (A+B) | 17,238,668,704.27 | 22,914,272,547.31 | 5,675,603,843.04 |

NOTE 9B: RURAL AND CORE SUBJECT ALLOWANCE FOR TEACHERS

| | | | | | | |
|---|--------------|----------|-------------------------------|-----------------------|-----------------------|-----------------------|
| 1 | 051700100100 | 455-0110 | SEPIP (MINISTRY OF EDUCATION) | 4,145,247.73 | 22,303,040.79 | 18,157,793.06 |
| 2 | 051700300100 | 455-0410 | SEPIP (SUBEB) | 108,158,543.81 | 203,744,932.94 | 95,586,389.13 |
| 3 | 051705400100 | 455-0710 | SEPIP (TSC) | 313,172,383.28 | 584,431,670.76 | 271,259,287.48 |
| 4 | 051705500100 | 455-0510 | SEPIP (BTVE) | 1,034,926.65 | 2,000,000.00 | 965,073.35 |
| | | | TOTAL | 426,511,101.47 | 812,479,644.49 | 385,968,543.02 |

NOTE 9C: SOCIAL CONTRIBUTIONS

| | | | | | | |
|---|--|--------|---|-----------------------|-----------------------|-----------------------|
| 1 | | 430014 | 5% CONTRIBUTION TO REDEEMABLE RETIREMENT FUND ACCOUNT | | 100,000,000.00 | 100,000,000.00 |
| 2 | | 434016 | 10% CONTRIBUTION TO RETIREMENT SAVINGS FUND ACCOUNT | 122,395,929.76 | 150,000,000.00 | 27,604,070.24 |
| | | | TOTAL | 122,395,929.76 | 250,000,000.00 | 127,604,070.24 |

NOTE 9D: PERSONNEL ANALYSIS

| MONTH | CIVIL SERVAT | | SECONADRY SCHOOLS TEACHERS | | POLITICAL APPOINTEES | | TOTAL | |
|--------------|--------------|-------------------------|----------------------------|-------------------------|----------------------|-----------------------|--------|--------------------------|
| | NUMBER | AMOUNT (N) | NUMBER | AMOUNT (N) | NUMBER | AMOUNT (N) | NUMBER | AMOUNT (N) |
| JANUARY | 10706 | 678,850,963.67 | 9356 | 682,623,711.31 | 136 | 64,561,248.37 | 20198 | 1,426,035,923.35 |
| FEBRUARY | 10767 | 681,618,233.30 | 9341 | 679,889,310.45 | 136 | 64,307,118.15 | 20244 | 1,425,814,661.90 |
| MARCH | 10751 | 694,053,733.55 | 9322 | 676,535,139.15 | 133 | 51,224,381.74 | 20206 | 1,421,813,254.44 |
| APRIL | 10732 | 686,315,181.49 | 9291 | 672,660,377.82 | 132 | 51,194,348.25 | 20155 | 1,410,169,907.56 |
| MAY | 10708 | 672,098,576.54 | 9268 | 670,654,500.39 | 131 | 62,229,780.36 | 20107 | 1,404,982,857.29 |
| JUNE | 10205 | 647,460,554.99 | 9238 | 665,941,651.00 | 69 | 29,771,166.47 | 19512 | 1,343,173,372.46 |
| JULY | 10190 | 653,898,648.88 | 9219 | 670,629,484.23 | 67 | 28,983,700.07 | 19476 | 1,353,511,833.18 |
| AUGUST | 10164 | 645,378,889.78 | 9197 | 667,080,995.51 | 67 | 28,983,700.07 | 19428 | 1,341,443,585.36 |
| SEPTEMBER | 10134 | 642,857,714.27 | 9174 | 660,546,367.08 | 67 | 28,983,700.07 | 19375 | 1,332,387,781.42 |
| OCTOBER | 10109 | 640,980,221.81 | 9120 | 656,751,139.28 | 68 | 28,926,005.58 | 19297 | 1,326,657,366.67 |
| NOVEMBER | 10157 | 673,839,250.94 | 9101 | 654,932,137.09 | 91 | 28,621,741.72 | 19349 | 1,357,393,129.75 |
| DECEMBER | 10123 | 645,318,953.57 | 9083 | 654,368,597.75 | 96 | 40,575,972.88 | 19302 | 1,340,263,524.20 |
| TOTAL | | 7,962,670,922.79 | | 8,012,613,411.06 | | 508,362,863.73 | | 16,483,647,197.58 |

NOTE 10: SOCIAL BENEFITS

| HEAD | DETAILS | 2018 | | | 2017 |
|--------|--|-------------------------|-------------------------|---------------------------|-------------------------|
| | | ACTUAL | BUDGET | VARIANCE | ACTUAL |
| | | ₦ | ₦ | ₦ | ₦ |
| 434001 | PENSION | 4,728,073,542.25 | 5,100,000,000.00 | 371,926,457.75 | 4,347,945,875.15 |
| 434002 | GRATUITY | 2,765,021,112.11 | 1,000,000,000.00 | (1,765,021,112.11) | 1,782,760,544.41 |
| 434017 | PENSION/MAINTENANCE FOR PAST POLITICAL OFFICE HOLDERS (GOVS. & DEP. GOVS.) | - | 50,048,060.09 | 50,048,060.09 | - |
| | TOTAL | 7,493,094,654.36 | 6,150,048,060.09 | (1,343,046,594.27) | 6,130,706,419.56 |

NOTE 11: PUBLIC DEBT CHARGES

| HEAD | DETAILS | 2018 | | | 2017 |
|--------|--------------------------------|-------------------------|--------------------------|-------------------------|-------------------------|
| | | ACTUAL | BUDGET | VARIANCE | ACTUAL |
| | | ₦ | ₦ | ₦ | ₦ |
| 434003 | LEGAL CHARGES | 65,000,000.00 | 550,000,000.00 | 485,000,000.00 | 60,550,000.00 |
| 434003 | FORENSIC CONSULTANCY | 236,210,068.33 | 11,472,863,958.40 | 6,597,354,321.84 | |
| 434005 | FOREIGN LOAN INTEREST CHARGES | 191,523,347.93 | | | |
| 434005 | DOMESTIC LOAN INTEREST CHARGES | 4,639,299,568.23 | | | 7,028,430,295.39 |
| | TOTAL | 5,132,032,984.49 | 12,022,863,958.40 | 7,082,354,321.84 | 7,088,980,295.39 |

NOTE 13: OVERHEAD COST (BY SECTORS)

| S/NO | ADMIN CODE | HEAD | MINISTRIES/DEPARTMENTS/AGENCIES | ACTUAL | BUDGET | VARIANCE |
|------|--------------|----------|---|----------------|----------------|---------------|
| | | | | ₦ | ₦ | ₦ |
| | | | ADMINISTRATIVE SECTOR | | | |
| 1 | 011100100100 | 459-0400 | GOVERNOR OFFICE (GAD) | 17,879,919.96 | 20,000,000.00 | 2,120,080.04 |
| 2 | 011100100101 | 459-1001 | EKITI STATE GOVERNORS LODGE, ABUJA | 2,640,000.00 | 7,937,277.06 | 5,297,277.06 |
| 3 | 011100100200 | 459-1500 | OFFICE OF THE DEPUTY GOVERNOR | 133,254,682.00 | 147,406,574.05 | 14,151,892.05 |
| 4 | 011100100201 | 459-1002 | EKITI STATE DEPUTY GOVERNORS LODGE, ABUJA | 1,200,000.00 | 3,401,690.17 | 2,201,690.17 |
| 5 | 011100200101 | 459-1606 | OFFICE OF THE SPECIAL ADVISER GOVERNORS OFFICE (GH&P) | - | 2,535,586.89 | 2,535,586.89 |
| 6 | 011100200118 | 459-0410 | OFFICE OF PRIVATE SECRETARY TO GOVERNOR (GH&P) | - | 1,020,507.05 | 1,020,507.05 |
| 7 | 011100300100 | 459-5400 | EKITI STATE BOUNDARY COMMISSION | 1,100,000.00 | 2,551,267.63 | 1,451,267.63 |
| 8 | 011100300200 | 459-5901 | BOUNDARY TECHNICAL COMMITTEE(D-GOV) | - | 5,669,483.62 | 5,669,483.62 |
| 9 | 011100800100 | 458-1200 | STATE EMERGENCY MANAGEMENT AGENCY (SEMA) | 600,000.00 | 1,700,845.09 | 1,100,845.09 |
| 10 | 011101000100 | 459-0700 | BUREAU OF PUBLIC PROCUREMENT (BPP) | 2,150,000.00 | 5,303,380.34 | 3,153,380.34 |
| 11 | 011101000200 | 459-3108 | STATE PROJECTS MONITORING AND EVALUATION OFFICE | 1,100,000.00 | 4,000,000.00 | 2,900,000.00 |
| 12 | 011101000300 | 459-5902 | PROJECT EVALUATION COMMITTEE | 825,000.00 | 1,700,845.09 | 875,845.09 |
| 13 | 011101000400 | 459-3300 | PROJECT MONITORING COMMITTEE | 2,200,000.00 | 3,500,000.00 | 1,300,000.00 |
| 14 | 011101300100 | 459-0500 | SECRETARY TO THE STATE GOVERNMENT (SSG) | 15,693,600.00 | 20,000,000.00 | 4,306,400.00 |
| 15 | 011101300200 | 459-5100 | POLITICAL AND ECONOMIC AFFAIRS DEPARTMENT. | 3,840,000.00 | 6,803,380.34 | 2,963,380.34 |
| 16 | 011101300300 | 459-5107 | ECONOMIC AND PARASTATALS (P & E) | 1,200,000.00 | 1,632,811.28 | 432,811.28 |
| 17 | 011101300400 | 459-1200 | POLITICAL AND INTER-PARTY AFFAIRS (P & E) | 1,200,000.00 | 3,551,267.63 | 2,351,267.63 |
| 18 | 011101300700 | 459-5101 | NIREC (P & E) | 1,050,000.00 | 2,041,014.10 | 991,014.10 |
| 19 | 011102000100 | 459-5000 | EKITI STATE STOMACH INFRASTRUCTURE AGENCY | 800,000.00 | 5,669,483.62 | 4,869,483.62 |
| 20 | 011102100100 | 459-0900 | EKITI STATE LIAISON OFFICE -LAGOS | 5,720,000.00 | 10,123,042.31 | 4,403,042.31 |
| 21 | 011102100200 | 459-1000 | EKITI STATE LIAISON OFFICE -ABUJA | 14,366,760.00 | 17,455,049.56 | 3,088,289.56 |

Report of the Accountant-General of Ekiti State for the year ended 31st December, 2018

| S/NO | ADMIN CODE | HEAD | MINISTRIES/DEPARTMENTS/AGENCIES | ACTUAL | BUDGET | VARIANCE |
|------|--------------|----------|--|------------------|------------------|-----------------|
| | | | | ₦ | ₦ | ₦ |
| 22 | 011102100300 | 459-1100 | EKITI STATE LIAISON OFFICE -AKURE | 240,000.00 | 3,000,000.00 | 2,760,000.00 |
| 23 | 011103400200 | 459-4500 | BUREAU OF TRANSFORMATION AND STRATEGY | 5,500,000.00 | 8,633,295.83 | 3,133,295.83 |
| 24 | 011103500100 | 459-2600 | EKITI STATE PENSION COMMISSION/BOARD | 17,600,000.00 | 18,000,000.00 | 400,000.00 |
| 25 | 011103500100 | 459-2600 | EKITI STATE PENSION COMMISSION (ACTUARIAL VALUATION) | - | 50,000,000.00 | 50,000,000.00 |
| 26 | 011103700100 | 459-1900 | MUSLIM PILGRIM WELFARE BOARD | 440,000.00 | 2,000,000.00 | 1,560,000.00 |
| 27 | 011103800100 | 459-1800 | CHRISTIAN PILGRIM WELFARE BOARD | 400,000.00 | 2,000,000.00 | 1,600,000.00 |
| 28 | 011104800100 | 459-0101 | EKITI STATE CITIZENS RIGHTS | 400,000.00 | 1,000,000.00 | 600,000.00 |
| 29 | 011110500100 | 459-1700 | OFFICE OF THE CHIEF OF STAFF | 2,620,359.96 | 3,500,000.00 | 879,640.04 |
| 30 | 011110500101 | 459-3902 | APPOINTMENT DEPARTMENT (CSC) | 1,200,000.00 | 1,800,000.00 | 600,000.00 |
| 31 | 011111100100 | 452-0200 | PUBLIC-PRIVATE PARTNERSHIP | 700,000.00 | 1,530,760.58 | 830,760.58 |
| 32 | 011111300100 | 459-1600 | GOVERNMENT HOUSE PROTOCOL | 1,067,450,000.00 | 1,500,000,000.00 | 432,550,000.00 |
| 33 | 011111300400 | 459-1614 | MAINTENANCE OF GOVERNORS LODGE | - | 3,061,521.15 | 3,061,521.15 |
| 34 | 011111300500 | 459-3001 | MAINTENANCE OF EXCO CHAMBERS | 2,784,800.00 | 3,061,521.15 | 276,721.15 |
| 35 | 011111300500 | 459-3000 | CABINET DEPARTMENT GOV. OFFICE | 14,641,000.00 | 16,328,112.82 | 1,687,112.82 |
| 36 | 011111400100 | 459-1609 | CHIEF PRESS SECRETARY/ SA MEDIA | 1,824,000.00 | 7,000,000.00 | 5,176,000.00 |
| 37 | 011113200100 | 459-2000 | INTEGRATION & INTER-GOVERNMENTAL AFFAIRS | 3,600,000.00 | 4,401,690.17 | 801,690.17 |
| 38 | 011200300100 | 459-2100 | HOUSE OF ASSEMBLY | 507,400,000.00 | 550,000,000.00 | 42,600,000.00 |
| 39 | 011200400100 | 459-2200 | HOUSE OF ASSEMBLY SERVIC COMMISSION | 6,000,000.00 | 17,000,000.00 | 11,000,000.00 |
| 40 | 12300100100 | 457-0102 | MINISTRY OF INFORMATION, YOUTH AND SPORT (CIVIC ORIENTATION) | 4,400,000.00 | 6,803,380.34 | 2,403,380.34 |
| 41 | 012300300100 | 457-0200 | BROADCASTING SERVICE OF EKITI STATE | 40,588,842.94 | 3,000,000.00 | (37,588,842.94) |
| 42 | 012301300100 | 457-0300 | GOVERNMENT PRINTING PRESS | - | 1,500,000.00 | 1,500,000.00 |
| 43 | 012400700100 | 458-1102 | EKITI STATE FIRE SERVICE | 2,200,000.00 | 4,803,380.34 | 2,603,380.34 |
| 44 | 012500100100 | 459-0600 | OFFICE OF THE HEAD OF SERVICE | 10,200,000.00 | 20,000,000.00 | 9,800,000.00 |

Report of the Accountant-General of Ekiti State for the year ended 31st December, 2018

| S/NO | ADMIN CODE | HEAD | MINISTRIES/DEPARTMENTS/AGENCIES | ACTUAL | BUDGET | VARIANCE |
|------|--------------|----------|--|-------------------------|-------------------------|-----------------------|
| | | | | ₦ | ₦ | ₦ |
| 45 | 012500100200 | 459-3901 | PERSONNEL DEPARTMENT (CSC) | 1,200,000.00 | 1,800,000.00 | 600,000.00 |
| 46 | 012500500100 | 459-2300 | OFFICE OF ESTABLISHMENT AND TRAINING | 98,513,200.00 | 150,000,000.00 | 51,486,800.00 |
| 47 | 012500500200 | 459-2302 | ESTABLISHMENT AND MANAGEMENT SERVICES DEPT. (ESTABS) | 2,000,000.00 | 3,000,000.00 | 1,000,000.00 |
| 48 | 012500500300 | 459-2304 | PENSIONS DEPARTMENT (ESTABS) | 840,000.00 | 2,500,000.00 | 1,660,000.00 |
| 49 | 012500500400 | 459-2305 | STAFF MATTERS AND INDUSTRIAL RELATIONS DEPARTMENT (ESTABS) | 1,000,000.00 | 2,500,000.00 | 1,500,000.00 |
| 50 | 012500500500 | 459-2306 | TRAINING AND MANPOWER DEPARTMENT (ESTABS) | 1,000,000.00 | 3,500,000.00 | 2,500,000.00 |
| 51 | 012500500600 | 459-2400 | STAFF DEVELOPMENT CENTRE (ESTABS) | 1,000,000.00 | 6,000,000.00 | 5,000,000.00 |
| 52 | 012500500700 | 459-2500 | STAFF HOUSING LOANS BOARD (ESTABS) | 550,000.00 | 1,700,000.00 | 1,150,000.00 |
| 53 | 012500500800 | 459-2307 | PEER REVIEW FORUM FOR HEAD OF SERVICE AND PERMANENT SECRETARIES (ESTABS) | 3,000,000.00 | 5,000,000.00 | 2,000,000.00 |
| 54 | 012500600100 | 459-0601 | PUBLIC SERVICE COORDINATING UNIT (HOS) | 2,280,000.00 | 3,061,521.15 | 781,521.15 |
| 55 | 014000100100 | 459-2800 | STATE AUDITOR GENERAL OFFICE | 10,950,000.00 | 13,606,760.68 | 2,656,760.68 |
| 56 | 014000100300 | 459-2805 | AUDITING OF ALL SECONDARY SCHOOL | 3,600,000.00 | 6,000,000.00 | 2,400,000.00 |
| 57 | 014000100300 | 459-2900 | OFFICE OF THE AUDITOR GENERAL FOR LOCAL GOVERNMENT | 7,250,000.00 | 8,338,967.23 | 1,088,967.23 |
| 58 | 014700100100 | 459-3900 | CIVIL SERVICE COMMISSION | 16,000,000.00 | 22,088,450.85 | 6,088,450.85 |
| 59 | 014700200100 | 459-4600 | CIVIL SERVICE TRANSFORMATION | 1,540,000.00 | 2,551,267.63 | 1,011,267.63 |
| 60 | 014700300100 | 459-2700 | EKITI STATE LOCAL GOVERNMENT SERVICE COMMISSION | - | - | - |
| 61 | 014000100200 | 459-2803 | MONITORING AND SPECIAL AUDIT DEPARTMENT | 1,300,000.00 | 2,000,000.00 | 700,000.00 |
| 62 | 011103500200 | 459-2601 | PENSION TRANSITION ARRANGEMENT DEPARTMENT (PTAD) | 2,860,000.00 | 8,000,000.00 | 5,140,000.00 |
| 63 | 022700600200 | 459-5601 | HUMAN CAPITAL DEVELOPMENT | 500,000.00 | 2,000,000.00 | 1,500,000.00 |
| 64 | 011101000101 | 459 -070 | SUPERVISION AND MONITORING OF PROJECT (BPP) | 3,300,000.00 | 5,500,000.00 | 2,200,000.00 |
| 65 | 014800100100 | 459-4100 | STATE INDEPENDENT ELECTORAL COMMISSION | 11,000,000.00 | 14,000,000.00 | 3,000,000.00 |
| | | | TOTAL ADMINISTRATIVE SECTOR | 2,066,692,164.86 | 2,765,574,135.75 | 698,881,970.89 |
| | | | ECONOMIC SECTOR | | | |

Report of the Accountant-General of Ekiti State for the year ended 31st December, 2018

| S/NO | ADMIN CODE | HEAD | MINISTRIES/DEPARTMENTS/AGENCIES | ACTUAL | BUDGET | VARIANCE |
|------|--------------|----------|---|---------------|---------------|--------------|
| | | | | ₦ | ₦ | ₦ |
| 66 | 021500100100 | 451-0100 | MINISTRY OF AGRICULTURE AND RURAL DEVELOPMENT | 4,362,500.00 | 8,000,000.00 | 3,637,500.00 |
| 67 | 021500100200 | 451-1100 | RURAL DEVELOPMENT | 1,772,000.00 | 3,968,638.53 | 2,196,638.53 |
| 68 | 021500100300 | 451-0200 | DIRECTORATE OF FARM SETTLEMENT AND PEASANT FARMER DEVELOPMENT | 600,000.00 | 2,834,741.81 | 2,234,741.81 |
| 69 | 021502100200 | 455-0200 | SCHOOL AGRICULTURE AND ENTERPRISE | 600,000.00 | 1,524,608.46 | 924,608.46 |
| 70 | 021510200100 | 451-0500 | AGRICULTURAL DEVELOPMENT PROJECT | 5,635,000.00 | 7,000,000.00 | 1,365,000.00 |
| 71 | 021510200200 | 451-0600 | FADAMA PROJECT | 450,000.00 | 2,000,000.00 | 1,550,000.00 |
| 72 | 021510200400 | 459-5900 | STATE COMMITTEE ON FOOD AND NUTRITION (UNICEF ASSISTED) | 550,000.00 | 5,653,802.88 | 5,103,802.88 |
| 73 | 021510900100 | 458-0800 | FORESTRY DEPARTMENT | 320,000.00 | 2,000,000.00 | 1,680,000.00 |
| 74 | 021511000100 | 451-0300 | FOUNTAIN AGRIC MARKETING AGENCY | 1,320,000.00 | 4,800,000.00 | 3,480,000.00 |
| 75 | 022000100100 | 453-0400 | MINISTRY OF FINANCE AND ECONOMIC DEVELOPMENT | 55,073,500.00 | 60,000,000.00 | 4,926,500.00 |
| 76 | 022000200100 | 453-0403 | DEBT MANAGEMENT OFFICE | 2,760,000.00 | 3,401,690.17 | 641,690.17 |
| 77 | 022000300100 | 459-3104 | BUDGET DEPARTMENT | 2,970,000.00 | 6,500,000.00 | 3,530,000.00 |
| 78 | 022000400100 | 453-0405 | EXPENDITURE DEPARTMENT | 4,200,000.00 | 5,669,483.62 | 1,469,483.62 |
| 79 | 022000500100 | 453-0406 | STATE FINANCES DEPARTMENT | 3,000,000.00 | 5,669,483.62 | 2,669,483.62 |
| 80 | 022000100300 | 459-5903 | STATE FISCAL EFFICIENCY UNIT | 3,000,000.00 | 5,000,000.00 | 2,000,000.00 |
| 81 | 022000600100 | 459-5200 | CENTRAL INTERNAL AUDIT OFFICE | 8,120,000.00 | 10,000,000.00 | 1,880,000.00 |
| 82 | 022000700100 | 459-3600 | OFFICE OF THE ACCOUNTANT GENERAL | 42,028,000.00 | 48,016,901.70 | 5,988,901.70 |
| 83 | 022000700200 | 459-3602 | MAIN ACCOUNTS DEPARTMENT (AG's OFFICE) | 3,000,000.00 | 5,000,000.00 | 2,000,000.00 |
| 84 | 022000700800 | 459-3608 | FUND MANAGEMENT (AG's OFFICE) | 2,900,000.00 | 3,000,000.00 | 100,000.00 |
| 85 | 022000700300 | 459-3601 | CENTRAL PAY OFFICE | 2,015,000.00 | 5,000,000.00 | 2,985,000.00 |
| 86 | 022000700400 | 459-3603 | PROJECT FINANCE MANAGEMENT UNIT (PFMU) | 720,000.00 | 2,834,741.81 | 2,114,741.81 |
| 87 | 022000700500 | 459-3604 | IPSAS STEERING COMMITTEE | 1,440,000.00 | 5,000,000.00 | 3,560,000.00 |
| 88 | 022000700600 | 459-3606 | STATE INTEGRATED FINANCIAL MANAGEMENT INFORMATION SYSTEM (SIFMIS) | 2,550,000.00 | 5,000,000.00 | 2,450,000.00 |

Report of the Accountant-General of Ekiti State for the year ended 31st December, 2018

| S/NO | ADMIN CODE | HEAD | MINISTRIES/DEPARTMENTS/AGENCIES | ACTUAL | BUDGET | VARIANCE |
|------|--------------|----------|---|---------------|----------------|---------------|
| | | | | ₦ | ₦ | ₦ |
| 89 | 022000700700 | 459-3607 | MANAGEMENT SERVICE DEPT. (AG) | 2,400,000.00 | 5,000,000.00 | 2,600,000.00 |
| 90 | 022000800100 | 459-3800 | INTERNAL REVEUNE SERVICE | 74,981,579.63 | 150,000,000.00 | 75,018,420.37 |
| 91 | 022000800200 | 459-3109 | SUSTAINABLE IGR COMMITTEE | 3,080,000.00 | 6,123,042.31 | 3,043,042.31 |
| 92 | 022200100100 | 452-0100 | MINISTRY OF COMMERCE, INDUSTRIES AND COOPERATIVES | 4,500,000.00 | 7,071,173.79 | 2,571,173.79 |
| 93 | 022200100200 | 459-3101 | MULTI LATERAL DEPARTMENT | 440,000.00 | 4,500,000.00 | 4,060,000.00 |
| 94 | 022200100300 | 453-0401 | STATE REVENUE AND INVESTMENT COMMITTEE | 2,040,000.00 | 3,571,774.68 | 1,531,774.68 |
| 95 | 022200100500 | 453-0700 | EKITI STATE ENTERPRISES DEVELOPMENT AGENCY | 1,540,000.00 | 3,834,741.81 | 2,294,741.81 |
| 96 | 022200100600 | 454-0300 | MULTI PURPOSE CREDIT AGENCY | 1,100,000.00 | 3,000,000.00 | 1,900,000.00 |
| 97 | 022200900100 | 459-4200 | PETROLEUM PRODUCTS CONSUMER PROTECTION UNIT | 275,000.00 | 2,000,000.00 | 1,725,000.00 |
| 98 | 022700100200 | 454-0100 | BUREAU OF PRODUCTIVITY AND EMPOWERMENT | 1,200,000.00 | 3,968,638.53 | 2,768,638.53 |
| 99 | 022700500100 | 454-0200 | JOB CREATION AND EMPLOYMENT AGENCY | 1,320,000.00 | 3,834,741.81 | 2,514,741.81 |
| 100 | 022700600100 | 459-3500 | STATE GOVERNANCE AND CAPACITY BUILDING | 600,000.00 | 2,500,000.00 | 1,900,000.00 |
| 101 | 022800700100 | 459-1503 | BUREAU OF INFORMATION, COMMUNICATION AND TECHNOLOGY (ICT) | 1,861,200.00 | 4,000,000.00 | 2,138,800.00 |
| 102 | 022905300100 | 454-1200 | DEPARTMENT OF PUBLIC TRANSPORTATION | 572,000.00 | 1,466,182.38 | 894,182.38 |
| 103 | 022905500100 | 454-1100 | EKITI STATE TRAFFIC MANAGEMENT AGENCY | 2,200,000.00 | 3,061,521.15 | 861,521.15 |
| 104 | 023100300100 | 454-0600 | EKITI STATE ELECTRICITY BOARD | 34,853,068.00 | 40,000,000.00 | 5,146,932.00 |
| 105 | 023305100100 | 452-0300 | EKITI STATE MINERAL RESOURCES DEVELOPMENT AGENCY | 1,000,000.00 | 3,000,000.00 | 2,000,000.00 |
| 106 | 023305100200 | 452-0102 | MINERAL RESOURCES AND ENVIRONMENTAL COMMITTEE | 1,000,000.00 | 3,000,000.00 | 2,000,000.00 |
| 107 | 023400100100 | 454-1000 | MINISTRY OF WORKS AND TRANSPORT | 3,264,000.00 | 9,071,173.79 | 5,807,173.79 |
| 108 | 023400200100 | 458-0500 | OFFICE OF SURVEYOR -GENERAL OF THE STATE | 600,000.00 | 3,000,000.00 | 2,400,000.00 |
| 109 | 023400400100 | 454-1400 | EKITI STATE ROAD MAINTENMENT AGENCY (EKROMA) | 3,080,000.00 | 5,102,535.26 | 2,022,535.26 |
| 110 | 023600100100 | 453-0300 | TOURISM DEVELOPMENT AGENCY | 1,500,000.00 | 3,551,267.63 | 2,051,267.63 |
| 111 | 023600400100 | 453-0200 | COUNCIL FOR ART AND CULTURE | 1,400,000.00 | 3,675,709.49 | 2,275,709.49 |

Report of the Accountant-General of Ekiti State for the year ended 31st December, 2018

| S/NO | ADMIN CODE | HEAD | MINISTRIES/DEPARTMENTS/AGENCIES | ACTUAL | BUDGET | VARIANCE |
|------|--------------|----------|---|---------------|---------------|---------------|
| | | | | ₦ | ₦ | ₦ |
| 112 | 023600400200 | 453-0100 | BUREAU OF TOURISM ART AND CULTURE | 1,400,000.00 | 3,551,267.63 | 2,151,267.63 |
| 113 | 023800100100 | 459-3100 | MINISTRY OF BUDGET AND ECONOMIC PLANNING | 5,280,000.00 | 10,205,070.51 | 4,925,070.51 |
| 114 | 023800100200 | 459-3105 | BUDGET MONITORING COMMITTEE | 2,736,250.00 | 5,000,000.00 | 2,263,750.00 |
| 115 | 023800100300 | 459-3112 | BUDGET TRACKING AND AUTOMATION | 550,000.00 | 6,000,000.00 | 5,450,000.00 |
| 116 | 023800100400 | 459-3116 | HOME GROWN SCHOOL FEEDING (MB&EP) | 1,233,000.00 | 2,000,000.00 | 767,000.00 |
| 117 | 023800100500 | 459-3103 | DEVELOPMENT PLANNING AND STRATEGY COMMITTEE (MB&EP) | 309,375.00 | 2,500,000.00 | 2,190,625.00 |
| 118 | 023800100600 | 459-3102 | ECONOMIC DEVELOPMENT COUNCIL (MB&EP) | 825,000.00 | 6,000,000.00 | 5,175,000.00 |
| 119 | 023800400100 | 459-3200 | BUREAU OF STATISTICS | 1,400,000.00 | 5,000,000.00 | 3,600,000.00 |
| 120 | 023800400200 | 459-3400 | MILLENNIUM DEVELOPMENT GOALS (MDG) OFFICE | 926,500.00 | 1,700,845.09 | 774,345.09 |
| 121 | 023800400300 | 459-3401 | CGS TO LGAS TRACK (MDG) | 2,200,000.00 | 2,551,267.63 | 351,267.63 |
| 122 | 023800400400 | 459-3402 | DEVELOPMENT RELATIONS (MDGS) | 600,000.00 | 1,020,507.05 | 420,507.05 |
| 123 | 025000100100 | 459-4000 | FISCAL RESPONSIBILITY COMMISSION | 2,100,000.00 | 5,669,483.62 | 3,569,483.62 |
| 124 | 025000100200 | 453-0402 | FISCAL COMMITTEE SECRETARIAT | 10,800,000.00 | 12,854,647.97 | 2,054,647.97 |
| 125 | 025210200100 | 454-0800 | EKITI STATE WATER CORPORATION | 4,500,000.00 | 10,000,000.00 | 5,500,000.00 |
| 126 | 025210300100 | 454-0900 | RURAL WATER SUPPLY AND SANITATION AGENCY | 660,000.00 | 3,000,000.00 | 2,340,000.00 |
| 127 | 025300100100 | 458-0100 | MINISTRY OF LAND, HOUSING AND URBAN DEVELOPMENT | 3,900,000.00 | 9,071,173.79 | 5,171,173.79 |
| 128 | 025300100200 | 458-0102 | PHYSICAL PLANNING AND DEVELOPMENT MATTERS (MINISTRY OF LANDS) | 600,000.00 | 2,000,000.00 | 1,400,000.00 |
| 129 | 025301000100 | 458-0200 | STATE HOUSING CORPORATION | 1,416,893.50 | 5,000,000.00 | 3,583,106.50 |
| 130 | 025305200100 | 458-0300 | PLANNING PLANNING PERMIT AGENCY | 720,000.00 | 2,000,000.00 | 1,280,000.00 |
| 131 | 025305600100 | 458-0600 | URBAN RENEWAL AGENCY (CAPITAL URBAN DEVELOPMENT AUTHORITY) | 900,000.00 | 2,737,930.42 | 1,837,930.42 |
| 132 | 026100100100 | 454-0500 | MINISTRY OF PUBLIC UTILITIES | 8,772,000.00 | 20,000,000.00 | 11,228,000.00 |
| 133 | 23100300200 | 454-0601 | MONITORING OF GOVT. HOUSE PREMISES/TOWN ELECT. | 550,000.00 | 3,000,000.00 | 2,450,000.00 |
| 134 | 026100100200 | 459-4300 | UTILITY SERVICE DEPARTMENT | 1,100,000.00 | 6,000,000.00 | 4,900,000.00 |

Report of the Accountant-General of Ekiti State for the year ended 31st December, 2018

| S/NO | ADMIN CODE | HEAD | MINISTRIES/DEPARTMENTS/AGENCIES | ACTUAL | BUDGET | VARIANCE |
|------|--------------|----------|---|-----------------------|-----------------------|-----------------------|
| | | | | ₦ | ₦ | ₦ |
| 135 | 023800100300 | 459-3115 | ACTIVITIES OF THE NATIONAL CASH TRANSFER OFFICE | 550,000.00 | 2,000,000.00 | 1,450,000.00 |
| 136 | 052100100200 | 459-3114 | DEVELOPMENT PARTNERS AND AIDS COORDINATION (MBEP) | 550,000.00 | 3,000,000.00 | 2,450,000.00 |
| 137 | 022000300100 | 459-3113 | MEDIUM TERM EXPENDITURE FRAMEWORK | 1,100,000.00 | 4,000,000.00 | 2,900,000.00 |
| | | | TOTAL ECONOMIC SECTOR | 349,871,866.13 | 618,068,788.94 | 268,196,922.81 |
| | | | SOCIAL SECTOR | | | |
| 138 | 051305100100 | 457-0400 | YOUTH DEVELOPMENT | 1,540,000.00 | 2,551,267.63 | 1,011,267.63 |
| 139 | 051305200100 | 459-3110 | YOUTH EMPLOYMENT AND SOCIAL SUPPORT OPERATION (YESSO) | 825,000.00 | 5,000,000.00 | 4,175,000.00 |
| 140 | 051400100100 | 457-0600 | MINISTRY OF WOMEN AFFAIRS, GENDER EMPOWERMENT & SOCIAL WELFARE | 5,000,000.00 | 10,037,277.06 | 5,037,277.06 |
| 141 | 051400200200 | 457-0700 | WOMEN DEVELOPMENT CENTRE, IGEDE-EKITI (WOMENT AFFAIRS) | 74,250.00 | 566,948.36 | 492,698.36 |
| 142 | 051405500100 | 457-0601 | STATE CHILD'S RIGHT IMPLEMENTATION AND MONITORING COMMITTEE (WOMEN AFFAIRS) | 755,750.00 | 1,530,760.58 | 775,010.58 |
| 143 | 051700100100 | 455-0100 | MINISTRY OF EDUCATION, SCIENCE AND TECHNOLOGY | 3,200,000.00 | 7,000,000.00 | 3,800,000.00 |
| 144 | 051700300100 | 455-0400 | STATE UNIVERSAL BASIC EDUCATION BOARD | 20,483,500.00 | 36,000,000.00 | 15,516,500.00 |
| 145 | 051700800100 | 455-0800 | EKITI STATE LIBRARY BOARD | 1,800,000.00 | 3,000,000.00 | 1,200,000.00 |
| 146 | 051700900100 | 455-0106 | MONITORING OF PUBLIC SCHOOLS | 1,200,000.00 | 2,721,352.14 | 1,521,352.14 |
| 147 | 051705400100 | 455-0700 | STATE TEACHING SERVICE COMMISSION | 13,200,000.00 | 20,000,000.00 | 6,800,000.00 |
| 148 | 051705500100 | 455-0500 | BOARD FOR TECHNICAL AND VOCATIONAL EDUCATION | 400,000.00 | 1,700,000.00 | 1,300,000.00 |
| 149 | 051705500200 | 455-0600 | AGENCY FOR ADULT AND NON-FORMAL EDUCATION | 440,000.00 | 1,700,000.00 | 1,260,000.00 |
| 150 | 051705500300 | 452-0101 | COOPERATIVE DEPARTMENT AND COOPERATIVE COLLEGE, IJERO-EKITI | 900,000.00 | 1,700,845.09 | 800,845.09 |
| 151 | 051705600100 | 455-0300 | STATE SCHOLARSHIP BOARD | 440,000.00 | 3,401,690.17 | 2,961,690.17 |
| 152 | 051705600200 | 455-0900 | EDUCATION TRUST(ENDOWMENT) FUND | 1,200,000.00 | 2,551,267.63 | 1,351,267.63 |
| 153 | 052100100100 | 456-0100 | MINISTRY OF HEALTH | 2,000,000.00 | 9,000,000.00 | 7,000,000.00 |
| 154 | 052100200100 | 456-0103 | SHIC (MINISTRY OF HEALTH) | 500,000.00 | 2,000,000.00 | 1,500,000.00 |

Report of the Accountant-General of Ekiti State for the year ended 31st December, 2018

| S/NO | ADMIN CODE | HEAD | MINISTRIES/DEPARTMENTS/AGENCIES | ACTUAL | BUDGET | VARIANCE |
|------|---------------|----------|---|----------------------|-----------------------|-----------------------|
| | | | | ₦ | ₦ | ₦ |
| 155 | 052100100400 | 456-0104 | MAINTENANCE OF HEALTH DATA BANK | 500,000.00 | 2,000,000.00 | 1,500,000.00 |
| 156 | 052100100200 | 456-0700 | EKITI STATE AIDS CONTROL AGENCY | 1,800,000.00 | 3,061,521.15 | 1,261,521.15 |
| 157 | 052100300100 | 456-0400 | PRIMARY HEALTHCARE DEVELOPMENT AGENCY | 2,420,000.00 | 6,000,000.00 | 3,580,000.00 |
| 158 | 052110200100 | 456-0600 | HOSPITAL MANAGEMENT BOARD | 2,900,000.00 | 8,504,225.43 | 5,604,225.43 |
| 159 | 052110200200 | 456-0602 | MEDICAL MISSION (HMB) | 550,000.00 | 2,000,000.00 | 1,450,000.00 |
| 160 | 052111300100 | 456-0500 | CENTRAL MEDICAL STORE | 506,000.00 | 1,500,000.00 | 994,000.00 |
| 161 | 053500100100 | 458-0700 | MINISTRY OF ENVIRONMENT | 4,560,000.00 | 7,000,000.00 | 2,440,000.00 |
| 162 | 053501600100 | 458-0900 | STATE ENVIRONMENTAL PROTECTION AGENCY | 600,000.00 | 1,700,845.09 | 1,100,845.09 |
| 163 | 053505300100 | 458-1000 | EKITI STATE WASTE MANAGEMENT BOARD | 3,488,333.41 | 7,754,627.37 | 4,266,293.96 |
| 164 | 053505500100 | 458-0701 | MONTHLY SANITATION EXERCISE | 3,500,000.00 | 5,803,380.34 | 2,303,380.34 |
| 165 | 053905100100 | 457-0500 | EKITI STATE SPORT COUNCIL | 2,900,000.00 | 7,000,000.00 | 4,100,000.00 |
| 166 | 0505100100100 | 459-1300 | MINISTRY FOR LOCAL GOVERNMENT, COMMUNITY DEVELOPMENT AND CHIEFTANCY AFFAIRS-STATE | 1,600,000.00 | 6,000,000.00 | 4,400,000.00 |
| 167 | 0505100100100 | 459-1301 | COMMUNITY DEVELOPMENT | 600,000.00 | 1,585,460.29 | 985,460.29 |
| 168 | 0505100200100 | 459-1400 | CHIEFTANCY AFFAIRS | 2,400,000.00 | 3,968,638.53 | 1,568,638.53 |
| 169 | 0514000100200 | 457-0607 | GOVT. PUPILS IN CHILDREN HOME NUR/PRY SCHOOL | 600,000.00 | 3,000,000.00 | 2,400,000.00 |
| 170 | 0517005400200 | 455-0701 | TEACHING SERVICE COMMISSION LOANS BOARD | 500,000.00 | 2,000,000.00 | 1,500,000.00 |
| 171 | 0517003000101 | 455-0401 | SUBEB STAFF HOUSING LOANS BOARD | 500,000.00 | 2,000,000.00 | 1,500,000.00 |
| 172 | 0505100300100 | 459-1401 | EKITI STATE COUNCIL OF OBAS | 10,968,416.00 | 14,000,000.00 | 3,031,584.00 |
| | | | TOTAL SOCIAL SECTOR | 94,851,249.41 | 195,340,106.86 | 100,488,857.45 |
| | | | REGIONAL SECTOR | | | |
| 173 | 045102100200 | 459-4400 | SERVE-EKS | 880,000.00 | 1,530,760.58 | 650,760.58 |
| 174 | 045102100300 | 459-4401 | SERVE-EKS STEERING COMMITTEE | 110,000.00 | 510,253.53 | 400,253.53 |

Report of the Accountant-General of Ekiti State for the year ended 31st December, 2018

| S/NO | ADMIN CODE | HEAD | MINISTRIES/DEPARTMENTS/AGENCIES | ACTUAL | BUDGET | VARIANCE |
|------|--------------|----------|-------------------------------------|-------------------------|-------------------------|-------------------------|
| | | | | ₦ | ₦ | ₦ |
| | | | TOTAL REGIONAL SECTOR | 990,000.00 | 2,041,014.11 | 1,051,014.11 |
| | | | LAW AND JUSTICE SECTOR | | | |
| 175 | 032600100100 | 459-0100 | MINISTRY OF JUSTICE | 5,600,000.00 | 7,205,070.51 | 1,605,070.51 |
| 176 | 032600700200 | | NEWLY CREATED MDAs | - | 10,813,765.73 | 10,813,765.73 |
| 177 | 032600700200 | 459-5700 | OFFICE OF PUBLIC DEFENDER | 1,500,500.00 | 5,200,000.00 | 3,699,500.00 |
| 178 | 032600700300 | 459-0103 | PUBLIC COMPLAINT COMMISSION | 500,000.00 | 2,000,000.00 | 1,500,000.00 |
| 179 | 012500100300 | 459-0415 | GOVERNMENT ASSET UNIT | 600,000.00 | 2,500,000.00 | 1,900,000.00 |
| | | | TOTAL LAW AND JUSTICE SECTOR | 8,200,500.00 | 27,718,836.24 | 17,618,336.24 |
| | | | SUMMARY | | | |
| | | | ADMINISTRATIVE SECTOR | 2,066,692,164.86 | 2,765,574,135.75 | 698,881,970.89 |
| | | | ECONOMIC SECTOR | 349,871,866.13 | 618,068,788.94 | 268,196,922.81 |
| | | | SOCIAL SECTOR | 94,851,249.41 | 195,340,106.86 | 100,488,857.45 |
| | | | REGIONAL SECTOR | 990,000.00 | 2,041,014.11 | 1,051,014.11 |
| | | | LAW AND JUSTICE SECTOR | 8,200,500.00 | 27,718,836.24 | 17,618,336.24 |
| | | | TOTAL | 2,520,605,780.40 | 3,608,742,881.90 | 1,086,237,101.50 |

NOTE 13: TRANSFER TO OTHER FUNDS

| S/NO | ADMIN CODE | HEAD | MINISTRIES/DEPARTMENTS/AGENCIES | ACTUAL | BUDGET | VARIANCE |
|------|--------------|----------|---|-----------------------|-------------------------|-------------------------|
| | | | | ₦ | ₦ | ₦ |
| | | | ADMINISTRATIVE SECTOR | | | |
| 1 | 012500500100 | 459-2300 | OFFICE OF ESTABLISHMENT AND TRAINING | 66,317,100.00 | 157,340,000.00 | 91,022,900.00 |
| 2 | 011200400100 | 459-2200 | HOUSE OF ASSEMBLY SERVICE COMMISSION | - | 20,669,483.62 | 20,669,483.62 |
| 3 | 012300100100 | 457-0100 | MINISTRY OF INFORMATION, SOCIAL DEVELOPMENT, SPORTS AND CULTURE | - | 20,441,502.49 | 20,441,502.49 |
| 4 | 011100100100 | 459-0400 | GENERAL ADMINISTRATION DEPARTMENT | 187,562,500.00 | 338,754,232.64 | 151,191,732.64 |
| 5 | 011101300200 | 459-5100 | POLITICAL AND ECONOMIC AFFAIRS DEPARTMENT | 433,753,623.85 | 1,110,389,672.35 | 676,636,048.50 |
| 6 | 011100800100 | 458-1200 | EKITI STATE EMERGENCY MANAGEMENT AGENCY(SEMA) | 11,500,000.00 | 20,000,000.00 | 8,500,000.00 |
| 7 | 011200300100 | 459-2100 | HOUSE OF ASSEMBLY | 23,000,078.00 | 221,775,662.59 | 198,775,584.59 |
| 8 | 014000100100 | 459-2800 | STATE AUDITOR-GENERAL'S OFFICE | 2,462,500.00 | 20,000,000.00 | 17,537,500.00 |
| 9 | 014000100300 | 459-2900 | STATE AUDITOR-GENERAL FOR LOCAL GOVERNMENT | 340,000.00 | 5,000,000.00 | 4,660,000.00 |
| 10 | 011103800100 | 459-1800 | CHRISTIAN PILGRIMS BOARD | - | 20,000,000.00 | 20,000,000.00 |
| 11 | 011103700100 | 459-1900 | MUSLIM PILGRIMS BOARD | - | 20,000,000.00 | 20,000,000.00 |
| 12 | 014700100100 | 459-3900 | CIVIL SERVICE COMMISSION | 5,100,000.00 | 6,000,000.00 | 900,000.00 |
| 13 | 011103400200 | 459-4500 | OFFICE OF PUBLIC DEFENDER | - | 10,000,000.00 | 10,000,000.00 |
| | | | TOTAL ADMINISTRATIVE SECTOR | 730,035,801.85 | 1,970,370,553.69 | 1,240,334,751.84 |
| | | | ECONOMIC SECTOR | | | |
| 14 | 23600400200 | | BUREAU OF TOURISM, ARTS AND CULTURE | | 5,000,000.00 | 5,000,000.00 |
| 15 | 022000100100 | 453-0400 | MINISTRY OF FINANCE | 6,585,946,654.33 | 6,606,674,892.08 | 20,728,237.75 |
| 16 | 022200100100 | 453-0700 | EKITI STATE ENTERPRISES DEVELOPMENT AGENCY | - | - | - |
| 17 | 022000700100 | 459-3600 | OFFICE OF THE ACCOUNTANT GENERAL | 39,045,000.00 | 87,092,991.00 | 48,047,991.00 |
| 18 | 022700500100 | 454-0200 | JOB CREATION AND EMPLOYMENT AGENCY | - | 5,669,483.62 | 5,669,483.62 |
| 19 | 022800700200 | 459-1504 | BUREAU OF COMMUNICATION TECHNOLOGY AND SOCIAL MEDIA | 6,000,000.00 | 8,656,521.64 | 2,656,521.64 |

Report of the Accountant-General of Ekiti State for the year ended 31st December, 2018

| S/NO | ADMIN CODE | HEAD | MINISTRIES/DEPARTMENTS/AGENCIES | ACTUAL | BUDGET | VARIANCE |
|------|--------------|----------|--|-------------------------|-------------------------|----------------|
| | | | | ₦ | ₦ | ₦ |
| 20 | 023800100100 | 459-3100 | MINISTRY OF BUDGET, ECONOMIC PLANNING AND SERVICE DELIVERY | 53,244,350.00 | 75,009,983.62 | 21,765,633.62 |
| 21 | 022905500100 | 454-1100 | EKITI STATE TRAFFIC MANAGEMENT AGENCY | 19,575,000.00 | 40,000,000.00 | 20,425,000.00 |
| 22 | 023800400100 | 459-3200 | BUREAU OF STATISTICS | - | 10,000,000.00 | 10,000,000.00 |
| 23 | 025210200100 | 454-0800 | EKITI STATE WATER CORPORATION | 50,000,000.00 | 100,000,000.00 | 50,000,000.00 |
| 24 | 025300100100 | 458-0101 | MINISTRY OF LANDS, HOUSING AND URBAN DEVT. | 13,200,000.00 | 16,600,000.00 | 3,400,000.00 |
| | | | TOTAL ECONOMIC SECTOR | 6,767,011,004.33 | 6,954,703,871.96 | 187,692,867.63 |
| | | | SOCIAL SECTOR | | | |
| 25 | 051700100100 | 455-0100 | MINISTRY OF EDUCATION, SCIENCE AND TECHNOLOGY | 1,773,171,637.40 | 1,832,479,846.78 | 59,308,209.38 |
| 26 | 051705300100 | 455-0500 | BOARD OF TECHNICAL AND VOCATIONAL EDUCATION | 9,123,750.00 | 60,000,000.00 | 50,876,250.00 |
| 27 | 051705500200 | 455-0600 | AGENCY FOR ADULT AND NON-FORMAL EDUCATION | - | 35,169,483.62 | 35,169,483.62 |
| 28 | 052100100100 | 456-0100 | MINISTRY OF HEALTH | 60,000,000.00 | 80,000,000.00 | 20,000,000.00 |
| 29 | 051705600100 | 455-0300 | EKITI STATE SCHOLARSHIP BOARD | 227,231,145.00 | 353,577,500.00 | 126,346,355.00 |
| 30 | 053500100100 | 458-0700 | MINISTRY OF ENVIRONMENT | 19,050,000.00 | 25,000,000.00 | 5,950,000.00 |
| 31 | 053505300100 | 458-1000 | EKITI STATE WASTE MANAGEMENT BOARD | 115,945,500.00 | 119,556,000.00 | 3,610,500.00 |
| 32 | 051400100100 | 457-0600 | MINISTRY OF WOMEN AFFAIRS, GENDER EMPOWERMENT & SOCIAL WELFARE | 52,334,875.00 | 130,789,000.00 | 78,454,125.00 |
| 33 | 051300100100 | 457-0400 | YOUTH DEVELOPMENT | 4,200,000.00 | 12,699,100.00 | 8,499,100.00 |
| 34 | 053905100200 | 457-0500 | SPORTS COUNCIL | 3,000,000.00 | 19,691,050.50 | 16,691,050.50 |
| 35 | 051700300100 | 455-0400 | SUBEB | - | 2,000,000.00 | 2,000,000.00 |
| | | | TOTAL SOCIAL SECTOR | 2,264,056,907.40 | 2,670,961,980.90 | 406,905,073.50 |
| | | | REGIONAL SECTOR | | | |
| 36 | 045102100200 | 459-4400 | SERVE-EKS | - | - | - |
| | | | TOTAL REGIONAL SECTOR | - | - | - |

Report of the Accountant-General of Ekiti State for the year ended 31st December, 2018

| S/NO | ADMIN CODE | HEAD | MINISTRIES/DEPARTMENTS/AGENCIES | ACTUAL | BUDGET | VARIANCE |
|------|------------|--------|---------------------------------|-------------------|-------------------|------------------|
| | | | | ₦ | ₦ | ₦ |
| | | | LAW AND JUSTICE SECTOR | | | |
| 37 | | 433125 | MINISTRY OF JUSTICE | 365,595,500.00 | 590,423,496.94 | 224,827,996.94 |
| | | | TOTAL LAW AND JUSTICE SECTOR | 365,595,500.00 | 590,423,496.94 | 224,827,996.94 |
| | | | SUMMARY | | | |
| | | | ADMINISTRATIVE SECTOR | 730,035,801.85 | 1,970,370,553.69 | 1,240,334,751.84 |
| | | | ECONOMIC SECTOR | 6,767,011,004.33 | 6,954,703,871.96 | 187,692,867.63 |
| | | | SOCIAL SECTOR | 2,264,056,907.40 | 2,670,961,980.90 | 406,905,073.50 |
| | | | REGIONAL SECTOR | - | - | - |
| | | | LAW AND JUSTICE SECTOR | 365,595,500.00 | 590,423,496.94 | 224,827,996.94 |
| | | | TOTAL | 10,126,699,213.58 | 12,186,459,903.49 | 2,059,760,689.91 |

| | | | | | | |
|--|--|--|--|-------------------|--|--|
| | | | DRAWN DOWN FUND (RECURRENT) | | | |
| | | | STATE EDUCATION PROGRAMME INVESTMENT PROJECT (SEPIP) | 401,317,661.00 | | |
| | | | YOUTH EMPLOYMENT AND SOCIAL SUPPORT OPERATION (YESSO) | 115,291,299.17 | | |
| | | | 3RD NATIONAL URBAN WATER SECTOR REFORM PROJECT (3RD NUWRP) | 1,570,730,284.04 | | |
| | | | CONDITIONAL CASH TRANSFER | 28,417,990.93 | | |
| | | | TOTAL | 2,115,757,235.14 | | |
| | | | GRAND TOTAL | 12,242,456,448.72 | | |

NOTE 14: SUBVENTION/GRANTS TO TERTIARY INSTITUTIONS AND PARASTATALS

| S/NO | ADMIN CODE | HEAD | TETIARY INSTITUTIONS/PARASTALTALS | ACTUAL | BUDGET | VARIANCE |
|------|--------------|----------|---|--------------------------|--------------------------|-------------------------|
| | | | | ₦ | ₦ | ₦ |
| 1 | 012300200100 | 457-0102 | MINISTRY OF INFORMATION, YOUTH AND SPORT (CIVIC ORIENTATION) | 5,280,000.00 | 11,699,924.35 | 6,419,924.35 |
| 2 | 012400400100 | 457-0415 | NIGERIA SECURITY AND CIVIL DEFENCE CORPS | 6,999,996.00 | 8,164,056.11 | 1,164,060.11 |
| 3 | 012400400200 | 459-2303 | NIGERIAN LEGION | 2,100,000.00 | 2,700,000.00 | 600,000.00 |
| 4 | 031800100100 | 459-0200 | THE JUDICIARY | 948,216,152.00 | 1,218,216,870.34 | 270,000,718.34 |
| 5 | 031801100100 | 459-0300 | JUDICIAL SERVICE COMMISSION | 65,191,992.00 | 110,937,887.83 | 45,745,895.83 |
| 6 | 051701800100 | 455-1200 | COLLEGE OF EDUCATION - IKERE EKITI | 2,744,703,000.00 | 4,208,921,949.61 | 1,464,218,949.61 |
| 7 | 051702100100 | 455-1000 | EKITI STATE UNIVERSITY | 7,306,212,296.00 | 7,191,125,264.12 | (115,087,031.88) |
| 8 | 052102600100 | 456-0300 | EKITI STATE UNIVERSITY TEACHING HOSPITAL | 2,751,774,736.48 | 3,200,000,000.00 | 448,225,263.52 |
| 9 | 052110600100 | 456-0200 | COLLEGE OF HEALTH TECHNOLOGY | 432,850,754.79 | 480,227,478.69 | 47,376,723.90 |
| 10 | 053905100200 | 457-0405 | EKITI UNITED FOOTBALL CLUB | 45,600,000.00 | 64,600,000.00 | 19,000,000.00 |
| 11 | 014700300100 | 434-004 | 10% IGR CONTRIBUTION TO LOCAL GOVT. | - | 362,493,516.38 | 362,493,516.38 |
| | | | TOTAL | 14,308,928,927.27 | 16,859,086,947.43 | 2,550,158,020.16 |

NOTE 15: SCHEDULE OF PROPERTY, PLANT AND EQUIPMENT (PPE)

| | LAND & BUILDING | INFRASTRUCTURE | PLANT & MACHINERY | TRANSPORTATION EQUIPMENT | OFFICE EQUIPMENT | FURNITURES & FITTINGS | TOTAL |
|--|-------------------------|--------------------------|-----------------------|--------------------------|-------------------------|-----------------------|--------------------------|
| DEPRECIATION RATE | 5% | 5% | 10% | 20% | 25% | 20% | |
| | ₦ | ₦ | ₦ | ₦ | ₦ | ₦ | ₦ |
| COST AS AT 1/1/18 | 641,662,390.40 | 1,723,557,750.13 | 138,392,326.09 | 717,334,681.97 | 79,346,602.50 | 70,266,830.00 | 3,370,560,581.09 |
| ADDITION (JAN-DEC) | 2,891,436,122.03 | 10,227,660,686.55 | 76,708,000.00 | 540,804,116.09 | 1,330,950,433.15 | 745,234,132.74 | 15,812,793,490.56 |
| DISPOSAL | - | - | - | - | - | - | - |
| TRANSFER/ADJUSTMENT | - | - | - | - | - | - | - |
| COST AS AT 31/12/18 | 3,533,098,512.43 | 11,951,218,436.68 | 215,100,326.09 | 1,258,138,798.06 | 1,410,297,035.65 | 815,500,962.74 | 19,183,354,071.65 |
| DEPRECIATION: | | | | | | | - |
| DEPRECIATION AS AT 1/1/18 | 32,083,119.52 | 86,177,887.51 | 13,839,232.61 | 143,466,936.39 | 19,836,650.63 | 14,053,366.00 | 309,457,192.65 |
| CHARGE FOR THE YEAR | 176,654,925.62 | 597,560,921.83 | 21,510,032.61 | 251,627,759.61 | 352,574,258.91 | 163,100,192.55 | 1,563,028,091.14 |
| DISPOSAL | - | - | - | - | - | - | - |
| TRANSFER/ADJUSTMENT | - | - | - | - | - | - | - |
| ACCUMULATED DEP. AS AT 31/12/18 | 208,738,045.14 | 683,738,809.34 | 35,349,265.22 | 395,094,696.01 | 372,410,909.54 | 177,153,558.55 | 1,872,485,283.79 |
| NET BOOK VALUE (31/12/18) | 3,324,360,467.29 | 11,267,479,627.34 | 179,751,060.87 | 863,044,102.05 | 1,037,886,126.11 | 638,347,404.19 | 17,310,868,787.86 |

NOTE 16: CAPITAL EXPENDITURE THAT CANNOT BE CLASSIFIED INTO PPE

| S/NO | DETAILS | EXECUTING MDAs | ACTUAL | BUDGET | VARIANCE |
|------|--|-----------------------------|----------------|----------------|----------------|
| | | | ₦ | ₦ | ₦ |
| 1 | Outstanding due to Soft Alliance on the State e-payroll | Accountant General's Office | 44,770,442.40 | 250,000,000.00 | 205,229,557.60 |
| 2 | Two years rent for Children Recreation Centre. | Min. of Women Affair | 1,600,000.00 | 5,000,000.00 | 3,400,000.00 |
| 3 | 2018 International women's day Celebration | Min. of Women Affair | 168,000,000.00 | | |
| 4 | Production of Customised Super Print (Ankara) | Min. of Women Affair | 60,000,000.00 | | |
| 5 | Provision of Bio-Metric data base for women trade group | Min. of Women Affair | 7,750,000.00 | 320,000,000.00 | 75,750,000.00 |
| 6 | Reporting of Gender Based violence prohibition law. | Min. of Women Affair | 500,000.00 | | |
| 7 | 16-day activism against gender base violence | Min. of Women Affair | 8,000,000.00 | | |
| 8 | Updating of Service Management in School under the enhance school data bank (EMIS) | Min. of Education | 22,825,000.00 | 70,000,000.00 | 47,175,000.00 |
| 9 | Consultancy to SIEC to conduct pre-election voter's education | EKSIEC | 36,000,000.00 | - | |
| 10 | Litigation arising from Dec. 2017 Local Govt. Election | EKSIEC | 10,000,000.00 | 150,000,000.00 | 104,000,000.00 |
| 11 | payment for Howard for survey of six difference job. | Survyeor General | 1,500,000.00 | 11,500,000.00 | 10,000,000.00 |
| 12 | Publication of "Ekiti under my watch" by Abidaksidea International Ltd | Govt. House and Protocol | 9,800,000.00 | 20,000,000.00 | 10,200,000.00 |
| 13 | Decoration of Government House | Govt. House and Protocol | 79,430,954.50 | | |
| 14 | Suspected Lasser fever outbreak | Min. of Health | 1,000,000.00 | 20,000,000.00 | 19,000,000.00 |
| 15 | Measles Vaccination campain | Primary Health Care | 1,500,000.00 | 5,000,000.00 | 3,500,000.00 |
| 16 | Quaterly Task Force Meeting on Polio Eradication and Routine Immunization | Primary Health Care | 300,250.00 | 1,000,000.00 | 699,750.00 |

Report of the Accountant-General of Ekiti State for the year ended 31st December, 2018

| | | | | | |
|----|--|--|-------------------------|-------------------------|-------------------------|
| 17 | Effective Implementation of devolution Exercise in the State, by Executive Secretary | Primary Health Care | 10,396,320.00 | 35,000,000.00 | 24,603,680.00 |
| 18 | Sensitization programme on comm. Paticipation Developmnet in all local Govt. | Min. of Local Govt. | 12,103,000.00 | 15,000,000.00 | 2,897,000.00 |
| 19 | Fuelling and Maintenance of Street light | Electricity Board | 8,628,000.00 | 100,000,000.00 | 91,372,000.00 |
| 20 | Claimant of land Acquired | Housing and Urban Development | 12,636,939.00 | 140,000,000.00 | 127,363,061.00 |
| 21 | Printing of Certificate of No Objection and Payment Counterpart fund to EKRUWASSA, STWSP, and Donor Support. | Bureau of Public Procurement | 2,000,000.00 | 3,000,000.00 | 1,000,000.00 |
| 22 | | Min. of Budget | 53,600,000.00 | | |
| 23 | GCC Fund to STWSP | Min. of Budget | 20,000,000.00 | 2,000,000,000.00 | 1,900,800,000.00 |
| 24 | Counterpart fund for EKRUWASSA, STWSP donor support | Min. of Budget | 17,000,000.00 | | |
| 25 | 2017 Counterpart fund for EKRUWASSA | Min. of Budget | 6,600,000.00 | | |
| 26 | Compilation And Documentation of 2018 Annual Capital Project Performance Appraisal report | Min. of Budget | 2,000,000.00 | | |
| 27 | Cash Assistance to less Privilegde | Bureau of productivity and empowerment | 269,408,000.00 | | |
| 28 | Social Security Stipend to beneficiary and Monitoring | Bureau of productivity and empowerment | 257,902,300.00 | 765,000,000.00 | 84,226,290.00 |
| 29 | Processing of application of 40,000 Unemployed Youth | Bureau of productivity and empowerment | 105,000,000.00 | | |
| 30 | Transportation fare and Logistic to Pensioners | Bureau of productivity and empowerment | 48,463,410.00 | | |
| | TOTAL | | 1,278,714,615.90 | 3,910,500,000.00 | 2,711,216,338.60 |

NOTE 17 : RECONCILED ACCOUNTANT-GENERAL'S CASH BOOK BALANCE AS AT 31ST DECEMBER, 2018

| S/NO | BANK | ACCOUNT NAME | AMOUNT |
|------|------------|------------------------|------------------|
| | | | ₦ |
| 1 | ACCESS | CAPITAL I | 2,053,815.32 |
| 2 | ACCESS | VAT | 363,451,753.65 |
| 3 | ACCESS | LEGAL FEES | 23,993,299.53 |
| 4 | ACCESS | TRAFFIC CONTROL | 1,080,928.74 |
| 5 | DIAMOND | L.G COMM DEVELOPMENT | 1,070,781.29 |
| 6 | DIAMOND | EKS COMM DEVELOPMENT | 1,102,831.23 |
| 7 | DIAMOND | RESERVE FUND A\C | 420,836.73 |
| 8 | DIAMOND | LEGAL FEES | 550,753.58 |
| 9 | ECO | EKSG RESERVE | 164,581,218.23 |
| 10 | ECO | EKSG SEVERANCE PACKAGE | 201,337,657.64 |
| 11 | ECO | PARIS CLUB REFUND | 2,934,271,861.44 |
| 12 | HERITAGE | COMM DEVELOPMENT | 29,739,607.08 |
| 13 | FCMB | B .S RESPONS. ACCT | 97,062.50 |
| 14 | FCMB | SURE-P | 3,303,332.30 |
| 15 | FCMB | SPECIAL PROJECT | 629,501.26 |
| 16 | FIDELITY | TESCOM | 854,156.52 |
| 17 | FIRST BANK | PLATE NUMBER | 9,553,725.20 |
| 18 | FIRST BANK | Agric Credit Scheme | 33,032,651.95 |
| 19 | GTB | OTHER CHARGES | 6,383.76 |
| 20 | POLARIS | OTHER CHARGES | 39,974,646.08 |
| 21 | POLARIS | CIVIL SERVANT SALARY | 21,791,268.22 |
| 22 | POLARIS | EKSG SPECIAL FUND | 6,896,298.33 |

Report of the Accountant-General of Ekiti State for the year ended 31st December, 2018

| S/NO | BANK | ACCOUNT NAME | AMOUNT |
|------|----------|----------------------------|----------------|
| | | | ₦ |
| 23 | POLARIS | FAAC / CRF | 121,336,637.05 |
| 24 | POLARIS | LAPTOP REPAYMENT | 2,362,476.62 |
| 25 | POLARIS | E-PAYROLL | 30,367,961.85 |
| 26 | POLARIS | BACK DUTY ASSES. | 19,609.69 |
| 27 | POLARIS | BOND PROCEED | 1,290.83 |
| 28 | STANBIC | CAPITAL | 19,262.04 |
| 29 | STANBIC | LOCK UP SHOP | 3,471,249.24 |
| 30 | STERLING | RESERVED FUND ACCT | 17,649,821.26 |
| 31 | STERLING | CSS SALARY REFUND | 50,158,763.63 |
| 32 | STERLING | FORESTRY REGENERATION | 588,405.50 |
| 33 | STERLING | TECHNICAL COLL. DEV. | 1,375,102.00 |
| 34 | STERLING | SOCIAL SEC. E-PYMT | 21,976,454.00 |
| 35 | STERLING | SOCIAL SECURITY INITIATIVE | 101,872,119.00 |
| 36 | STERLING | SEPIP | 343,215.65 |
| 37 | STERLING | SECONDARY EDU. DEV. | 240,612,472.51 |
| 38 | STERLING | PRIMARYARY EDU. DEV. | 195,909,378.82 |
| 39 | UBA | CIVIL SERVANT SALARY | 4,546,944.04 |
| 40 | UBA | CAPITAL | 424,163.92 |
| 41 | UBA | OTHER CHARGES | 291,936.55 |
| 42 | UBA | FURNITURE ALLOWANCE | 1,021,560.48 |
| 43 | UBA | CRF | 280,756.71 |
| 44 | UNION | CAPITAL | 65,301.59 |
| 45 | UNION | LAPTOP REPAYMENT | 298,164.64 |
| 46 | UNION | RENT | 360,301.50 |

Report of the Accountant-General of Ekiti State for the year ended 31st December, 2018

| S/NO | BANK | ACCOUNT NAME | AMOUNT |
|------|------------|------------------------|----------------|
| | | | ₦ |
| 47 | UNITY | UNSERVICEABLE VEHICLES | 1,221,508.43 |
| 48 | UNITY | FERTILIZER | 2,998,989.98 |
| 49 | UNITY | CAPITAL | - |
| 50 | WEMA | CAPITAL | 3,463,993.66 |
| 51 | WEMA | CAPITAL DEV. FUND | 3,735,823.72 |
| 52 | WEMA | EKSG REMMITTANCE | 2,715,535.88 |
| 53 | WEMA | DIVIDEND | 50,113,829.05 |
| 54 | WEMA | INTEREST | 403,914.86 |
| 55 | WEMA | RENT OF GOVT. QUARTERS | 360,301.50 |
| 56 | WEMA | PROCEED FROM SHARES | 1,463,430.58 |
| 57 | WEMA | PTF MOTOR CYCLE LOAN | 263,307.16 |
| 58 | WEMA | TIPPER HAULAGE | 5,002,368.26 |
| 59 | WEMA | SEPIP | 102,264,791.49 |
| 60 | WEMA | OJA-OBA MODERN MARKET | 17,258,130.00 |
| 61 | WEMA | CONSOL. DEBT SERVICE | 38,068,634.83 |
| 62 | WEMA | STOMACH INFRASTR. | 27,715,129.14 |
| 63 | WEMA | CONTINGENCY | 2,330,258.81 |
| 64 | ACCESS | IGR EXPENDITURE | 17,299,602.98 |
| 65 | DIAMOND | IGR EXPENDITURE | 2,697,792.83 |
| 66 | HERITAGE | IGR EXPENDITURE | 51,020,391.13 |
| 67 | FCMB | IGR EXPENDITURE | 407,882.74 |
| 68 | FIDELITY | IGR EXPENDITURE | 21,515.86 |
| 69 | FIRST BANK | IGR EXPENDITURE | 12,096,067.04 |
| 70 | GTB | IGR EXPENDITURE | 17,702.03 |

Report of the Accountant-General of Ekiti State for the year ended 31st December, 2018

| S/NO | BANK | ACCOUNT NAME | AMOUNT |
|------|------------------|-----------------|-------------------------|
| | | | # |
| 71 | KEYSTONE | IGR EXPENDITURE | 223,749.16 |
| 72 | POLARIS | IGR EXPENDITURE | 6,305,532.68 |
| 73 | STANBIC | IGR EXPENDITURE | 25,350.60 |
| 74 | STERLING | IGR EXPENDITURE | 307,866,739.66 |
| 75 | UBA | IGR EXPENDITURE | 112,327.72 |
| 76 | UNION | IGR EXPENDITURE | 110,685,944.98 |
| 77 | WEMA | IGR EXPENDITURE | 98,519.43 |
| 78 | ZENITH | IGR EXPENDITURE | 23,998.72 |
| | TOTAL (A) | | 5,403,430,784.61 |

IGR COLLECTION ACCOUNTS BALANCES AS AT 31ST DECEMBER, 2018

| S/NO | BANK | ACCOUNT NAMES | ACCOUNT NO |
|------|------------|----------------------|----------------|
| 1 | FIRST BANK | PayDirect Collection | 143,125,227.83 |
| 2 | ECO BANK | PayDirect Collection | 8,882,205.68 |
| 3 | POLARIS | PayDirect Collection | 1,682,886.16 |
| 4 | FIDELITY | PayDirect Collection | 3,059,481.03 |
| 5 | UNION | PayDirect Collection | 100.00 |
| 6 | ZENITH | PayDirect Collection | - |
| 7 | UBA | PayDirect Collection | 640,897.24 |
| 8 | HERITAGE | PayDirect Collection | 5,748,374.78 |
| 9 | STANBIC | PayDirect Collection | 3,403,028.74 |
| 10 | KEYSTONE | PayDirect Collection | 8,981,457.31 |
| 11 | STERLING | PayDirect Collection | 1.00 |

Report of the Accountant-General of Ekiti State for the year ended 31st December, 2018

| S/NO | BANK | ACCOUNT NAME | AMOUNT |
|------|------------------|----------------------|-----------------------|
| | | | ₦ |
| 12 | FCMB | PayDirect Collection | 204,771,359.27 |
| 13 | DIAMOND | PayDirect Collection | 469,425.44 |
| 14 | ACCESS | PayDirect Collection | 11,162,825.43 |
| 15 | WEMA | PayDirect Collection | 474,087.95 |
| 16 | ACCESS | Consolidated Revenue | 250,000.01 |
| 17 | FBN | ESVL Road Taxes | 33,076,073.49 |
| 18 | POLARIS | IGR Collection | 5,636,992.48 |
| 19 | FBN | IGR Consolidated | 4,375.00 |
| 20 | ACCESS | Drivers Licence | 25,353,540.05 |
| | TOTAL (B) | | 456,722,338.89 |

RECONCILED CASH BOOK BALANCES OF MDAs AS AT 31/12/18

| S/NO | BANK | ACCOUNT NAME | AMOUNT |
|------|---|--------------|--------------------------|
| | | | ₦ |
| 1 | EDUCATION TRUST FUND | | 67,619,368.88 |
| 2 | PROJECT FUND MANAGEMENT UNIT | | 6,023,465,469.53 |
| | TOTAL [C] | | 6,091,084,838.41 |
| | | | |
| | TOTAL CASH BOOK BALANCES (A+B+C) | | 11,951,237,961.91 |

NOTE 18 : INVENTORIES

| S/NO | BANK | 2018 | 2017 |
|------|---------------------------|------|------|
| | | ₦ | ₦ |
| 1 | ENGINEERING STORES | - | - |
| 2 | MEDICAL STORES | - | - |
| 3 | INDUSTRIAL/CHEMICAL STORE | - | - |
| 4 | FUEL AND LUBRICANTS | - | - |
| 5 | AGRICULTURAL INPUTS | - | - |
| 6 | SCHOLASTIC MATERIALS | - | - |
| 7 | STATIONERY STORES | - | - |
| 8 | BUILDING MATERIALS | - | - |
| | TOTAL | - | - |

NOTE 19: RECEIVABLES

| S/NO | BANK | 2018 | 2017 |
|------|--------------|-------------------------|-------------------------|
| | | ₦ | ₦ |
| 1 | WEMA SHARES | 48,386,883.92 | 48,825,053.49 |
| 2 | ADVANCES | 3,990,816,911.56 | 3,978,586,323.98 |
| | TOTAL | 4,039,203,795.48 | 4,027,411,377.47 |

NOTE 20: PREPAYMENTS/ARREARS OF REVENUE

| S/NO | BANK | 2018 | 2017 |
|------|--------------------|------|------|
| | | ₦ | ₦ |
| 1 | PREPAYMENTS | - | - |
| 2 | ARREARS OF REVENUE | - | - |
| | TOTAL | - | - |

NOTE 21: BOND SINKING FUND ACCOUNT

| DETAILS | FIRST TRANCHE | SECOND TRANCHE | TOTAL |
|--------------------------------|--------------------------|-------------------------|--------------------------|
| | ₦ | ₦ | ₦ |
| INFLOWS: | | | |
| Receipts from State Government | 33,364,533,000.00 | 6,113,327,000.00 | 39,477,860,000.00 |
| Investment Income | 1,122,628,000.00 | 123,064,000.00 | 1,245,692,000.00 |
| TOTAL INFLOW | 34,487,161,000.00 | 6,236,391,000.00 | 40,723,552,000.00 |
| OUTFLOWS: | | | |
| Principal Repayment | 20,000,001,000.00 | - | 20,000,001,000.00 |
| Payment to Bond Holders | 12,498,258,000.00 | 5,803,261,000.00 | 18,301,519,000.00 |
| Coupon Payment | - | - | - |
| Consultants Fee | 450,558,000.00 | 10,436,000.00 | 460,994,000.00 |
| Registrars Fees | 16,807,000.00 | - | 16,807,000.00 |
| Management Fees | 120,097,000.00 | 15,296,000.00 | 135,393,000.00 |
| Trusteeship Fees | 147,000,000.00 | 65,627,000.00 | 212,627,000.00 |
| Reimbursable Fees | - | - | - |
| Bank Charges and Courier | 8,000.00 | 91,000.00 | 99,000.00 |
| TOTAL OUTFLOW | 33,232,729,000.00 | 5,894,711,000.00 | 39,127,440,000.00 |
| BALANCE | 1,254,432,000.00 | 341,680,000.00 | 1,596,112,000.00 |

NOTE

| | | | |
|------------------------|------------------|--|--|
| Balance as at 31/12/17 | 2,561,428,000.00 | | |
| Addition | (965,316,000.00) | | |
| Balance as at 31/12/18 | 1,596,112,000.00 | | |

NOTE 22: FIXED ASSETS; PROPERTY, PLANT AND EQUIPMENT (PPE)

| | LAND & BUILDING | INFRASTRUCTURE | PLANT & MACHINERY | TRANSPORTATION EQUIPMENT | OFFICE EQUIPMENT | FURNITURES & FITTINGS | TOTAL |
|----------------------------------|-------------------------|--------------------------|-----------------------|--------------------------|-------------------------|-----------------------|--------------------------|
| FIXED ASSETS - PPE | ₦ | ₦ | ₦ | ₦ | ₦ | ₦ | ₦ |
| BALANCE B/FORWARD (AT COST) | 641,662,390.40 | 1,723,557,750.13 | 138,392,326.09 | 717,334,681.97 | 79,346,602.50 | 70,266,830.00 | 3,370,560,581.09 |
| ADDITION DURING THE YEAR | 2,891,436,122.03 | 10,227,660,686.55 | 76,708,000.00 | 540,804,116.09 | 1,330,950,433.15 | 745,234,132.74 | 15,812,793,490.56 |
| DISPOSAL DURING THE YEAR | - | - | - | - | - | - | - |
| BALANCE C/FORWARD | 3,533,098,512.43 | 11,951,218,436.68 | 215,100,326.09 | 1,258,138,798.06 | 1,410,297,035.65 | 815,500,962.74 | 19,183,354,071.65 |
| | | | | | | | |
| ACCUMULATED DEPRECIATION: | | | | | | | |
| BALANCE B/FORWARD | 32,083,119.52 | 86,177,887.51 | 13,839,232.61 | 143,466,936.39 | 19,836,650.63 | 14,053,366.00 | 309,457,192.66 |
| ADDITION DURING THE YEAR | 176,654,925.62 | 597,560,921.83 | 21,510,032.61 | 251,627,759.61 | 352,574,258.91 | 163,100,192.55 | 1,563,028,091.13 |
| DISPOSAL DURING THE YEAR | - | - | - | - | - | - | - |
| BALANCE C/FORWARD | 208,738,045.14 | 683,738,809.34 | 35,349,265.22 | 395,094,696.00 | 372,410,909.54 | 177,153,558.55 | 1,872,485,283.79 |
| | | | | | | | |
| NET BOOK VALUE: | | | | | | | |
| AS AT 31/12/18 | 3,324,360,467.29 | 11,267,479,627.34 | 179,751,060.87 | 863,044,102.06 | 1,037,886,126.11 | 638,347,404.19 | 17,310,868,787.86 |

EKITI STATE OF NIGERIA
FINANCIAL STATEMENTS FOR THE YEAR ENDED 31ST DECEMBER, 2018
NOTES TO THE FINANCIAL STATEMENTS
NOTE 41: SCHEDULE OF EXPENDITURE CAPTURED IN PPE

| S/NO | MDAs | CLASSIFICATION | DETAILS | AMOUNT | TOTAL |
|------|---------------|-------------------|--|----------------|-------|
| | | | | ₦ | ₦ |
| 1 | MIN. OF WORKS | LAND AND BUILDING | Renovation of presidetial lodge | 64,610,954.43 | |
| | | | Construction of new Govts. Office | 674,589,560.08 | |
| | | | Construction of government house car park | 5,745,912.13 | |
| | | | Rehabilitation of VIP lodge | 2,601,288.56 | |
| | | | Construction of fence with gate | 8,293,091.78 | |
| | | | Construction of old garage car park | 11,932,826.35 | |
| | | | Renovation of high court road | 101,539,937.98 | |
| | | | Construction of speaker resident | 178,065,998.59 | |
| | | | Construction of car park Fajuyi | 34,890,689.51 | |
| | | | Demolition of Ojumose-Okesa Okeyinmi | 28,410,385.05 | |
| | | | Demolition of building at Ijoka | 17,048,361.23 | |
| | | | Construction of open shop at Okesa | 35,519,695.13 | |
| | | | Renovation of governor PA's lodge | 4,529,595.00 | |
| | | | Rehabilitation of Adetiloye hall | 161,703,785.62 | |
| | | | Construction of new high court | 466,053,507.02 | |
| | | | Construction of new ministry of finance | 325,240,955.96 | |
| | | | Construction of Govt. office internal road | 175,000,000.00 | |
| | | | Renovation of Finance & Admin Dept | 4,876,720.47 | |

Report of the Accountant-General of Ekiti State for the year ended 31st December, 2018

| | | | | | |
|--|--|----------------|---|----------------|------------------|
| | | | Replacement of Oluyemi Kayode roof | 1,618,800.00 | |
| | | | Construction of car park | 12,484,358.25 | |
| | | | Rehabilitation of deputy Govts house linking GRA | 3,041,120.25 | |
| | | | Additional work on construction of new Govts house | 81,145,351.50 | |
| | | | Construction of car park at Govts house gate Ado | 6,663,378.75 | |
| | | | Construction of fence at D.Gov residence Ado | 1,474,377.00 | |
| | | | Balance on consultancy service on construction | 16,139,879.60 | |
| | | | Renovation of old Ministrry of Finance | 32,412,956.15 | |
| | | | Renovation of Divan Adesua bulding Ado | 33,418,256.64 | |
| | | | Renovation of the office Hill top bulding Ado | 31,181,544.18 | |
| | | | Renovation of scops lodge Ado | 9,156,315.00 | |
| | | | Renovation of old speaker lodge Ado Ekiti | 41,532,579.84 | |
| | | | Renovation of Comm. Of finance lodge Ado | 19,530,872.95 | |
| | | | Renovation of speakers boys quarters Ado | 7,699,653.17 | |
| | | | Renovation of speakers residence charlet Ado | 6,927,595.55 | |
| | | | | | 2,605,080,303.72 |
| | | INFRASTRUCTURE | Procurement of additional 400pieces of led lamp | 59,600,000.00 | |
| | | | Construction of Hope Paper Mills and Federal Housing Road | 50,000,000.00 | |
| | | | Rehabilitation of Ado township | 50,000,000.00 | |
| | | | Dualization of Ilawe township | 174,686,163.75 | |
| | | | Construction of Adebayo -Ori- Apata- Nova Road | 249,896,538.80 | |
| | | | Construction of Overhead bridge | 261,364,870.90 | |
| | | | Dualization of Ijero Township | 198,925,259.85 | |
| | | | Extension of Ado-Ikere dual carriage way phase II | 625,237,734.38 | |
| | | | Fee for Consuitancy on Road project | 19,712,749.06 | |
| | | | Rehabilitation of Iropora-Epe-Araromi-Ijero | 16,267,597.22 | |

Report of the Accountant-General of Ekiti State for the year ended 31st December, 2018

| | | | | | |
|--|--|--|--|----------------|--|
| | | | Rehabilitation of Igbemo-Ilumoba road | 27,717,746.74 | |
| | | | Rehabilitation of Okemesi Osun Osun State border | 98,303,144.62 | |
| | | | Rehabilitation of Ifaki-Orin-Ido road | 95,096,137.50 | |
| | | | Construction of Overhead bridge/Fly over | 531,671,580.52 | |
| | | | Dualization of Imugbagba Odo-ado, | 20,123,083.33 | |
| | | | Dualization of Ise township | 65,715,155.98 | |
| | | | Dualization of Emure township | 70,659,814.84 | |
| | | | Consultancy fee on Road project | 22,305,820.76 | |
| | | | Construction of speaker resident road | 50,000,000.00 | |
| | | | rehabilitation of college road | 49,071,864.90 | |
| | | | Rehabilitation of Ado township | 50,000,000.00 | |
| | | | Construction of Adebayo Ori-Apata | 58,423,629.38 | |
| | | | Rehabilitation of Ayetoro -Ewu-Iye road | 24,624,095.68 | |
| | | | Consultancy fee on Ise road Project | 5,536,780.18 | |
| | | | Dualization of Imugbagba Odo-ado, | 7,139,597.85 | |
| | | | Rehabilitation of ise-Ekiti township | 33,967,272.55 | |
| | | | Consultancy fee for constitution of new high court complex | 69,610,236.18 | |
| | | | Rehabilitation of Okemesi Osun Osun State border | 41,068,232.85 | |
| | | | Dualization of Ijero Township road | 97,903,521.63 | |
| | | | Rehabilitation of Iropors,Epe,Araromi road | 16,960,623.68 | |
| | | | Construction of bridge over Ero river | 50,000,000.00 | |
| | | | consultancy fee for construction of new speaker office | 58,972,368.82 | |
| | | | Consruction of Igbemo,Ilumoba road | 13,487,617.08 | |
| | | | Construction of Adebayo Ori road | 88,832,184.02 | |
| | | | extension of Ado-Ekiti Dualization phase II | 300,000,000.00 | |
| | | | Hurticultural works along Ado-Iker road | 5,551,582.13 | |

Report of the Accountant-General of Ekiti State for the year ended 31st December, 2018

| | | | | | |
|---|--|--|---|----------------|--|
| | | | Lightening and Fencing of Fajuyi high court | 236,442,080.70 | |
| | | | procurement of additional 400 pieces of LED lamps for on-going project | 58,000,000.00 | |
| | | | Dualization of Ilawe township | 90,591,155.29 | |
| | | | Beautification and water fountain along Fajuyi& Ojumose | 48,483,750.00 | |
| | | | Construction of International School Afao road | 171,522,734.91 | |
| | | | Construction of Overhead bridge | 620,106,165.16 | |
| | | | Construction of Otun-Osan-Ora road | 50,000,000.00 | |
| | | | Construction of Adebayo Ori-Apata in Nova | 51,689,405.97 | |
| | | | Procurement and installation of Street light for extension of Ado-Ikere Dual Carriage | 59,252,197.05 | |
| | | | Procurement and installation of Street light for extension of Ado-Ikere Dual Carriage | 288,542.00 | |
| | | | Consultancy fee for Oja -Oba Ultra Modern Market | 1,677,633.10 | |
| | | | Land scaping fencing & lightning along fajuyi | 114,298,047.44 | |
| | | | Beautification & water of fountain along Fajuyi | 20,749,706.25 | |
| | | | Extensionb of Ado/Ikere dual carriage road | 150,000,000.00 | |
| 2 | | | Construction of Internal road | 81,137,649.74 | |
| | | | Dualization of Emure township road | 64,797,885.34 | |
| | | | Dualization of Ise township road | 60,209,895.57 | |
| | | | Dualization of sportless road | 10,423,717.50 | |
| | | | Grading road withing Ado | 5,758,399.50 | |
| | | | Construction of borehole | 1,800,000.00 | |
| | | | Destilation of culvet | 50,240,500.00 | |
| | | | Construction of Gifted internal road | 72,269,050.04 | |
| | | | Destilation of culvet | 56,852,475.75 | |
| | | | Construction of overhead bridge | 500,000,000.00 | |
| | | | Construction of Otun-Ora road | 50,000,000.00 | |
| | | | Auticultural work along Ikere road | 8,050,289.10 | |

Report of the Accountant-General of Ekiti State for the year ended 31st December, 2018

| | | | | | |
|--|--|--|--|----------------|--|
| | | | Maintenance of flower area along Ikere road | 69,601,140.00 | |
| | | | Rehabilitation Ado,Afao road | 50,000,000.00 | |
| | | | Lighning of green areas | 72,500,000.00 | |
| | | | Connection of water supply | 13,420,935.00 | |
| | | | Installation of water supply flood area | 1,360,275.00 | |
| | | | Dual carriage road metropolis SUBEB | 14,599,546.50 | |
| | | | Fajuji gate relocation | 12,223,106.00 | |
| | | | Rehabilitation of Aramoko road | 86,015,920.20 | |
| | | | Installation of street light to Basiri | 18,369,235.50 | |
| | | | Grading of selected road | 7,247,756.25 | |
| | | | Rehabilitation of college road | 5,326,962.20 | |
| | | | Fire work on overhead bridge | 8,402,000.00 | |
| | | | Installation of street light. | 9,735,995.50 | |
| | | | Purchase of 200 pieces of solar | 56,234,540.00 | |
| | | | Construction of overhead bridge | 600,000,000.00 | |
| | | | Construction of street light Basiri | 1,692,656.00 | |
| | | | Construction of borehole | 1,951,950.00 | |
| | | | Repair of fail triangle call pipe along Nova Ado | 5,265,408.75 | |
| | | | Construction of earth road | 13,564,792.50 | |
| | | | Purchase of 180W LED lamps | 20,160,000.00 | |
| | | | Procurement of 350 pieces of 180led lamp | 67,915,000.00 | |
| | | | Consultancy on road project ongoing 2017 | 8,922,328.30 | |
| | | | Consultancy on road project ongoing 2017 | 2,214,712.07 | |
| | | | Consultancy on road project ongoing 2017 | 7,885,099.63 | |
| | | | Payment for road project ado Ekiti | 17,146,046.75 | |
| | | | Beautification of Fajuji and Ojumose Ado Ekiti | 50,000,000.00 | |

Report of the Accountant-General of Ekiti State for the year ended 31st December, 2018

| | | | | | |
|---|--|------------------------|---|----------------|------------------|
| | | | Lightning & fencing and landscaping along high court | 80,000,000.00 | |
| | | | Lightning area along Ojumose, Okesa Ado Ekiti | 19,899,812.50 | |
| | | | Lightning and fencing green area along okesa | 60,878,421.59 | |
| | | | Auticultural work along Ikere road | 3,909,548.10 | |
| | | | Construction of Adebayo/Ori-apata Ado Ekiti | 24,693,554.50 | |
| | | | Construction of Otun, osan-ora road | 50,000,000.00 | |
| | | | Landscaping fencing along high court | 10,325,318.16 | |
| | | | Payment for consultancy of Gifted school Afao | 16,870,546.07 | |
| | | | Additional bill on replacement of flood Ado | 1,446,940.50 | |
| | | | Rehabilitation of Ado Afao road | 50,000,000.00 | |
| | | | Maintenance of flyover area Ado Ekiti | 69,601,140.00 | |
| | | | Payment toward the vegetation control Ekiti | 103,086,408.00 | |
| | | | Construction of Ekiti state pavillion Ado Ekiti | 44,262,268.25 | |
| | | | Construction of new civic centre Ado Ekiti | 184,863,211.19 | |
| | | | Consultancy on design of new Gov's Office | 46,492,640.94 | |
| | | | Consultancy Projects of Ekiti State | 11,827,649.44 | |
| | | | Consultancy on Road Project on -going 2017 | 3,322,088.11 | |
| | | | Consultancy on Project For 2017 in Ekiti | 13,383,492.45 | |
| | | | Consultancy for Gifted School in Afao | 25,000,000.00 | |
| | | | | | 8,334,692,731.54 |
| 3 | | FURNITURE AND FITTINGS | Fixed chairs use at new pavillion | 3,180,000.00 | |
| | | | Amount approved for the furnishing of new Govt office | 140,000,000.00 | |
| | | | Amount approved for the new high court complex | 130,613,280.00 | |
| | | | Purchase of chairs at pavillion | 5,000,000.00 | |
| | | | Furnishing of new Govt office Ado Ekiti | 225,682,139.00 | |
| 4 | | | | | 504,475,419.00 |

Report of the Accountant-General of Ekiti State for the year ended 31st December, 2018

| | | | | | |
|--|--------------------|---------------------|--|---------------|--------------------------|
| | | PLANT & MACHINERY | Procurement of 350 piecess of LED lamp | 50,000,000.00 | |
| | | | | | 50,000,000.00 |
| | | TOTAL | | | 11,494,248,454.26 |
| | WATER CORPORATION | PLANT AND MACHINERY | Leakage electrical fault | 2,000,000.00 | |
| | | | | | 2,000,000.00 |
| | | TOTAL | | | 2,000,000.00 |
| | MINISTRY OF BUDGET | INFRASTRUCTURE | Construction of drains of the bureau of public procurement | 4,382,006.00 | |
| | | | Additional work on the drainage, painting and landscaping. | 2,402,812.80 | |
| | | | | | 6,784,818.80 |
| | | TOTAL | | | 6,784,818.80 |
| | MIN. OF LANDS | INFRASTRUCTURE | Compensation to owner of properties demolition | 79,980,898.84 | |
| | | | | | 79,980,898.84 |
| | | TOTAL | | | 79,980,898.84 |
| | SEPA | INFRASTRUCTURE | Construction of drainage and culvert | 24,964,886.36 | |
| | | | Rehabilitation of street of Are-Iworoko road | 3,277,032.88 | |
| | | | earth dredging of emirin stream channel | 4,002,757.50 | |
| | | | rain storm at okesa | 15,600,000.00 | |
| | | | flood and erosion control works in Ado | 6,000,000.00 | |
| | | | construction pf land drain and culvert | 4,325,430.94 | |
| | | | estimates/engineering design of flood & erosion | 1,233,800.00 | |
| | | | | | 59,403,907.68 |
| | | TOTAL | | | 59,403,907.68 |
| | ELECTRICITY BOARD | INFRASTRUCTURE | extension of low voltage network | 12,666,150.00 | |
| | | | extension of power supply fof govt house | 2,500,000.00 | |
| | | | extension of low voltage network | 11,673,837.21 | |
| | | | extension of electricity & installation | 33,375,235.56 | |

Report of the Accountant-General of Ekiti State for the year ended 31st December, 2018

| | | | | | |
|--|--|--------------------------|---|----------------|-----------------------|
| | | | extension of electricity & installation at gifted schl. | 34,554,534.90 | |
| | | | | | 94,769,757.67 |
| | | OFFICE EQUIPMENT | connection of high court central plant | 15,331,290.00 | |
| | | | repair of 1400kva generator | 11,340,697.67 | |
| | | | Acquisition of 250KVA generator at Govt. house | 61,395,343.84 | |
| | | | repair of generator | 11,340,697.69 | |
| | | | | | 99,408,029.20 |
| | | FURNITURE & FITTING | Connection of new governor office | 16,913,724.00 | |
| | | | | | 16,913,724.00 |
| | | TOTAL | | | 211,091,510.87 |
| | BUREAU OF PRODUCTIVITY AND EMPOWERMENT | OFFICE EQUIPMENT | Purchase of equipment | 1,542,000.00 | |
| | | | | | 1,542,000.00 |
| | | TOTAL | | | 1,542,000.00 |
| | GOVT. HOUSE AND PROTOCOL | INFRASTRUCTURE | Payment for 2nd quarters of the general cleaning of Govt. house and Govt. Office Environment | 30,000,000.00 | |
| | | | Payment for 3rd and 4th quarters of 2017 on general cleaning of Govt. house and Govt. Office | 25,000,000.00 | |
| | | | Payment for 2nd quarter of year 2018 on general cleaning of Govt. house and surrounding | 25,000,000.00 | |
| | | | General cleaning of Govt house and surrounding (part payment of 1st and 2nd quarter 2018) | 25,000,000.00 | |
| | | | Outstanding balance of 2017 payment on 2nd quarter on year 2018 on General Cleaning of Govt house Surrounding | 25,000,000.00 | |
| | | | Renovation of Ekiti State Govt. House, Oke Bareke, Ado-Ekiti | 100,162,949.99 | |
| | | | | | 230,162,949.99 |
| | | TOTAL | | | 230,162,949.99 |
| | EKSUTH | INFRASTRUCTURE | Renovation of Maternity Complex Ado-Ekiti | 14,605,857.50 | |
| | | | | | 14,605,857.50 |
| | | TOTAL | | | 14,605,857.50 |
| | POLITICAL AND ECONOMIC | TRANSPORTATION EQUIPMENT | Purchases of Toyota Cruiser Jeep (2018 model) | 62,068,966.00 | |
| | | | Procurement of one unit of 2018 Lexus (US Specs) | 75,862,068.96 | |

Report of the Accountant-General of Ekiti State for the year ended 31st December, 2018

| | | | | | |
|--|--------------------------|--------------|--|----------------|-------------------------|
| | | | Procurement of one unit Honda Accords 2018 Model | 31,034,483.00 | |
| | | | | | 168,965,517.96 |
| | | TOTAL | | | 168,965,517.96 |
| ACCOUNTANT GENERAL | OFFICE EQUIPMENT | | Procurement of Equipment and accessories of H.K Payroll and Payment Solution | 52,288,362.79 | |
| | | | | | 52,288,362.79 |
| | | TOTAL | | | 52,288,362.79 |
| SUBEB | INFRASTRUCTURE | | Additional work / variation on the construction of the Gifted International Academy Afao | 20,079,285.60 | |
| | | | Additional work / variation on the construction of the Gifted International Academy Afao | 14,821,790.05 | |
| | | | Additional work / variation on the construction of the Gifted International Academy Afao | 6,440,791.47 | |
| | | | | | 41,341,867.12 |
| | OFFICE EQUIPMENT | | Instructional Materials | 26,693,800.00 | |
| | | | | | 26,693,800.00 |
| | | TOTAL | | | 68,035,667.12 |
| BOARD FOR TECHNICAL AND VOCATIONAL EDUCATION | OFFICE EQUIPMENT | | Procurement of tools Equipment and Training Material for GTC Ikole, Igoara-Odo | 11,774,141.25 | |
| | | | Upgrading of equipment of facilities at GTC Ado - Ekiti | 937,553,604.01 | |
| | | | | | 949,327,745.26 |
| | INFRASTRUCTURE | | Upgrading of facilities at GTC Ado - Ekiti | 562,532,162.41 | |
| | | | | | 562,532,162.41 |
| | LAND AND BUILDING | | Construction of computer Laboratory / Lecture Room at GTC Ikole Ekiti | 7,013,960.86 | |
| | | | Construction of Electricity Workshop at Ikole Ekiti | 998,011.75 | |
| | | | | | 8,011,972.61 |
| | | TOTAL | | | 1,519,871,880.28 |
| GENERAL ADMINISTRATION DEPARTMENT | TRANSPORTATION EQUIPMENT | | Purchase of Toyotal Land Cruiser Jeep | 73,000,000.00 | |
| | | | Procurement of 2 unit of KIA RIO EX model for Govt use in Ekiti | 22,352,941.18 | |
| | | | Procurement of 1 unit of KIA RIO EX model for Govt use, in Ekiti | 9,900,000.00 | |
| | | | Procurement of 1 unit of KIA updating 2017 model for Govt use, in Ekiti | 14,908,045.00 | |

Report of the Accountant-General of Ekiti State for the year ended 31st December, 2018

| | | | | | |
|--|-----------------------------------|-----------------------|--|---------------|-----------------------|
| | | | Procurement of 2 unit of Faculty use Lexus Car model ESSO 2007 for Govt use in Ekiti | 8,655,632.18 | |
| | | | Procurement of 1 unit of Toyota Prado Jeep 2018 model for use of head of vservice in Ekiti | 37,356,322.00 | |
| | | | | | 166,172,940.36 |
| | | TOTAL | | | 166,172,940.36 |
| | UTILITY SERVICE DEPARTMENT (GAD) | LAND AND BUILDING | Renovation of PTAD building at old Govnor off Ado Ekiti | 3,510,750.00 | |
| | | | Renovation of PTAD building at old Govnor off Ado Ekiti | 2,106,450.00 | |
| | | | Renovation of PTAD building at old Govnor off Ado Ekiti | 1,053,225.00 | |
| | | | | | 6,670,425.00 |
| | | TOTAL | | | 6,670,425.00 |
| | MINISTRY OF EDUCATION | FURNITURE AND FITTING | Supply and installation of furniture and fitting to Lab. | 66,497,494.87 | |
| | | | Procurement of 150double bunk for Gifted school | 23,925,000.00 | |
| | | | Procurement of 150double bunk for Gifted school | 23,925,000.00 | |
| | | | Incurement of 1000 furniture items | 21,500,000.00 | |
| | | | Procurement of 1000 unit of furniture items | 21,500,000.00 | |
| | | | Supply and installation of furniture and fitting to Lab. | 66,497,494.87 | |
| | | | | | 223,844,989.74 |
| | | PLANT AND MACHINERY | Supply and installation of inverter and solar system | 12,354,000.00 | |
| | | | Supply and installation of inverter and solar system | 12,354,000.00 | |
| | | | | | 24,708,000.00 |
| | | INFRASTRUCTURE | Work and Sinking of bole hole at Govt College Efon | 2,200,000.00 | |
| | | | | | 2,200,000.00 |
| | | OFFICE EQUIPMENT | Purchase of 7 NO of photocopy machine for Min. of Edu. | 990,500.00 | |
| | | | Procurement of 250 Nos student laptop | 15,000,000.00 | |
| | | | Purchase of 50 Nos laptop and 50 Nos laserjet printers | 4,995,000.00 | |
| | | | Procurement of 250 Nos student laptop computer | 15,000,000.00 | |
| | | | Procurement of science equipment for Gifted school | 15,153,451.95 | |
| | | | Procurement of science equipment for Gifted school | 15,153,451.95 | |
| | | | Procurement of 7 Nos sharp photocopy for Min. of Edu. | 990,500.00 | |
| | | | Printing of continous assessment for public school in Ekiti state | 6,397,900.00 | |

Report of the Accountant-General of Ekiti State for the year ended 31st December, 2018

| | | | | | |
|--|--|-------------------------|---|---------------|----------------|
| | | | Purchase of 50 Nos laptop computer and 50 Nos of printer for Min. of Edu. | 4,995,000.00 | |
| | | | | | 78,675,803.90 |
| | | TRANSPORT AND EQUIPMENT | Procurement of 36 Nos fairly used Vehicle for AEO | 49,410,000.00 | |
| | | | Procurement of 36 Nos fairly used Vehicle for AEO. | 49,410,000.00 | |
| | | | Procurement of 1 toyotta 4x4 WD Hilux and 1 KIA | 43,500,000.00 | |
| | | | Procurement of 1 toyotta 4x4 WD Hilux and 1 KIA | 43,500,000.00 | |
| | | | | | 185,820,000.00 |
| | | LAND AND BUILDING | Renovation of boy's hostel at Govt Science College , Iyin-Ekiti | 1,370,654.88 | |
| | | | Additional work on the renovation of boy's hostel at govt College Ado-Ekiti | 857,594.64 | |
| | | | Renovation of boy's Hostel at Govt College Ado-Ekiti | 2,125,176.90 | |
| | | | Renovation of Dinning Hall at Govt College Usi-Ekiti | 279,832.76 | |
| | | | Construction of Girls's hostel at govt College Ayede-Ekiti | 7,920,000.00 | |
| | | | Completion of Science Laboratorty at Govt College Ayede-Ekiti | 751,464.00 | |
| | | | Renovation of Boarding House Mistress Quarter at Govt. College Ikere- Ekiti | 3,676,951.29 | |
| | | | Renovation of SS2 Block at Govt College Ikere-Ekiti | 2,522,062.10 | |
| | | | Renovation of a Block of Classroom at Govt College Oye-Ekiti | 236,333.96 | |
| | | | Renovation of JSS2 Block at Are/Afao Comprehensive. High School | 2,543,365.97 | |
| | | | Renovation of Girls's Hostel at Govt. College Ikere-Ekiti | 2,196,237.10 | |
| | | | Renovation of Workshop Block At Are/Afao Comprehensive High School | 3,848,969.35 | |
| | | | Renovation JSS1 & JSS2 Block at Annouciation Ikere-Ekiti | 7,136,369.45 | |
| | | | Renovation of School Hall at Are/ Afao Comp. | 3,510,431.45 | |
| | | | Renovation of Ijaloke Comp. High School Emure-Ekiti | 4,147,217.87 | |
| | | | Renovation of Examination Hall at Anouciation school Ikere-Ekiti | 3,557,352.54 | |
| | | | Renovation of SS2 Block at Eyemojo Comp. High Osan -Ekiti | 2,152,854.98 | |
| | | | Renovation JSS1 Block at Govt. College Ikere-Ekiti | 2,398,158.47 | |
| | | | Construction of Area Education Office, Efon-Alaaye | 7,892,575.52 | |
| | | | Construction of Area Education Office, Ilawe-Ekiti | 7,892,575.52 | |

Report of the Accountant-General of Ekiti State for the year ended 31st December, 2018

| | | | | | |
|--|--|--|---|--------------|--|
| | | | Construction of Area Education Office, Ido-Ekiti | 7,892,575.52 | |
| | | | Renovation of Girls Hostel at Emure-Ekiti | 523,133.14 | |
| | | | Renovation of Admin. SSS' Block at Anunciation School Ikere-Ekiti | 2,308,375.00 | |
| | | | Renovation of SS1 Block at Eyemoju Comp. School Osan-Ekiti | 2,101,654.88 | |
| | | | Renovation of Girls Hostel at Govt. College Ikere-Ekiti | 1,976,613.38 | |
| | | | Renovation of SS2 block at Govt. College, Ikere-Ekiti | 2,269,855.88 | |
| | | | Renovation of Tutor General's Office at Ikere-Ekiti | 992,042.46 | |
| | | | Construction of class room at Ado Grammar School Ado Ekiti | 5,671,660.57 | |
| | | | Ronovation of Technical block Eyemojo Compr. High School Osan Ekiti | 1,908,324.78 | |
| | | | Ronovation of Ogoga Block at Annunciation School Ikere Ekiti | 4,936,007.50 | |
| | | | Ronovation of staff Quarter Annunciation School, Ikere Ekiti | 1,016,594.25 | |
| | | | Ronovation of City Block Hostel and Admin Block At St Louis Girls School, Ikere Ekiti | 577,500.00 | |
| | | | Ronovation of Examination Hall at Annunciation high School Ikere Ekiti | 3,201,617.28 | |
| | | | Ronovation of Admin & SS2 block at Annunciation School Ikere Ekiti | 2,077,537.50 | |
| | | | Ronovation of Staff Quarters at St Louis Girls School, Ikere Ekiti | 1,162,560.00 | |
| | | | Renovation of Workshop Block At Are/Afao Comprehensive High School | 3,464,072.41 | |
| | | | Additional work with renovation of Boy's Hostel at Govt College Ado-Ekiti | 45,136.56 | |
| | | | Renovation of Boy's Hostel at Govt College Ado-Ekiti | 531,294.23 | |
| | | | Re-Construction of 3 Classroom at AUD Comp High School ado-Ekiti | 5,671,660.58 | |
| | | | Renovation of Tutor General's Office at Ikere-Ekiti | 892,838.21 | |
| | | | Renovation of SS1 Block at Eyemoju Comp. School Osan-Ekiti | 1,891,489.39 | |
| | | | Renovation of Science Laboratory Block at osi Comp. High School | 1,779,987.50 | |
| | | | Renovation of block of staff quarters at Annouciation School, Ikere-Ekiti | 914,934.82 | |
| | | | Renovation of s block of Staff Quarters at St. Louis Grammar School | 1,046,304.00 | |
| | | | Construction of Area Education office Ido-Ekiti | 7,103,317.96 | |
| | | | Renovation of SSII block at Eyemoju Comp. High School School. Osan-Ekiti | 1,937,569.48 | |
| | | | Renovation of Technical block of two Classroom at Eyemoju Comp. High School, Osan-Ekiti | 1,717,492.00 | |

Report of the Accountant-General of Ekiti State for the year ended 31st December, 2018

| | | | | | |
|--|----------------------------|--------------------|---|----------------|--------------------------|
| | | | Renovation of JSS1 block at Govt. College Ikere-Ekiti | 2,158,342.62 | |
| | | | Renovation of Boarding House Mistress Quarter at Govt. College Ikere- Ekiti | 3,309,256.16 | |
| | | | Renovation of JSS1 & II block at Annouciation School Ikere-Ekiti | 6,422,737.51 | |
| | | | Renovation of School Hall at Are/ Afao Comp. | 3,159,388.31 | |
| | | | Construction of a 3 block of Classroom at Ado-Ekiti | 5,104,494.52 | |
| | | | Construction of Area Education Office at Efon Alaaye | 7,103,317.96 | |
| | | | Renovation of JSSII block at Are/ Afao Comp. High School | 2,289,029.37 | |
| | | | Reconstruction of a block of three classroom at AUD Compr. High School. Ado-Ekiti | 5,104,494.52 | |
| | | | Renovation of City Block Hostel and Admin Block at St. Louis, Ikere-Ekiti | 519,750.00 | |
| | | | Renovation of Ogoga Block, JSSI block at Annouciation Ikere (45%) | 4,442,406.75 | |
| | | | Construction of Area Education Office, Ilawe-Ekiti (45%) Outstanding | 7,103,317.96 | |
| | | | Renovation of Ijaloke Grammar School Hall Emure-Ekiti | 3,732,496.08 | |
| | | | Construction of Girls Hostel at Govt Science College, Ayede-Ekiti | 880,000.00 | |
| | | | Additional work of the renovation of a block of 4 Science Laboratory at Osi Compr. High School, Osi-Ekiti | 1,601,988.75 | |
| | | | Renovation of a block of Science Laboratory Osi Compr. High School Osi-Ekiti | 2,254,656.93 | |
| | | | | | 187,814,005.47 |
| | | TOTAL | | | 703,062,799.11 |
| | SEPIP | OFFICE EQUIPMENT | Setting up of Aquaponic system in Ekiti gifted school, Afao | 71,032,436.38 | |
| | | | Procurement of ICT equipments to schools in Ekiti | 51,758,605.62 | |
| | | | | | 122,791,042.00 |
| | YESSO | OFFICE EQUIPMENT | Procurement of ICT equipment for use in office | 223,650.00 | |
| | | | | | 223,650.00 |
| | NUWSRPS (3RD) | INFRASTRUCTURE | Rehabilitation of Efo and Oreje Dams and replacement of pipelines from Ifaki to Ado | 771,168,465.00 | |
| | | | | | 771,168,465.00 |
| | EDUCATION TRUST FUND (ETF) | INFRASTRUCTURE | Renovation of Schools across the State | 360,103,488.00 | |
| | | | | | 360,103,488.00 |
| | | GRAND TOTAL | | | 16,039,174,635.56 |

NOTE 23: SCHEDULE OF FIXED ASSETS (WORK IN PROGRESS)

| S/NO | MDAs | CLASSIFICATION | DETAILS | AMOUNT | TOTAL |
|------|---------------|-------------------|---------------------------------------|------------------|-------------------------|
| | | | | N | N |
| 1 | Min. of Works | Land and Building | construction of modern Oja Oba market | 1,577,074,209.00 | |
| | | | | | 1,577,074,209.00 |
| | | | TOTAL | | 1,577,074,209.00 |

NOTE 24: UNREMITTED DEDUCTIONS

| S/NO | DETAILS | 31/12/18 | 31/12/2017 |
|------|-----------------------------------|-------------------------|-------------------------|
| | | ₦ | ₦ |
| 1 | Unremitted Deductions from Salary | 1,767,651,852.18 | 1,265,750,692.70 |
| 2 | Unremitted Taxes (FIRS) | 143,278,818.21 | - |
| | TOTAL | 1,910,930,670.39 | 1,265,750,692.70 |

NOTE 25: PAYABLES

| S/NO | DETAILS | 31/12/18 | 31/12/2017 |
|------|-------------------------|--------------------------|--------------------------|
| | | ₦ | ₦ |
| 1 | Salaries and Wages | 4,104,952,070.05 | 5,818,925,332.85 |
| 2 | Pension | 1,206,843,078.92 | 1,519,119,649.40 |
| 3 | 10% Contribution to CPS | 78,901,417.12 | 64,505,487.36 |
| 4 | Gratuities | 12,967,804,712.10 | 10,434,373,386.08 |
| | TOTAL | 18,358,501,278.19 | 17,836,923,855.69 |

NOTE 26: ACCRUED EXPENSES

| S/NO | DETAILS | 31/12/18 | 31/12/2017 |
|------|------------------------|-------------------------|-------------------------|
| | | ₦ | ₦ |
| 1 | Overhead | - | 94,850,519.38 |
| 2 | Transfer to Other Fund | - | 113,597,650.00 |
| 3 | Grants/Subventions | 4,047,798,841.15 | 4,334,248,241.98 |
| | TOTAL | 4,047,798,841.15 | 4,542,696,411.36 |

NOTE 27: FACILITY REPAYMENT (FOREIGN LOAN DRAWN DOWN)

| S/NO | HEADS | OPENING BALANCE (2017 RATE) | OPENING BALANCE (2018 RATE) | ADDITIONAL LOAN | TOTAL LOAN | PRICIPAL PAYMENT | INTEREST PAYMENT | TOTAL PAYMENT | TOTAL PAYMENT IN NAIRA | CLOSING BALANCE |
|------|--|-----------------------------------|--------------------------------|----------------------|-----------------------|---------------------|---------------------|---------------------|---------------------------|-----------------------|
| A | B | C | D | E | F=D+E | G | H | I=G+H | J | K=F-G |
| | | \$ | \$ | \$ | \$ | \$ | \$ | \$ | N | \$ |
| 1 | SNPFS-ADF | 9,845,451.00 | 9,538,840.27 | | 9,538,840.27 | 96,351.93 | 0 | 96,351.93 | 15,512,805.00 | 9,442,488.34 |
| 2 | MULTI STATE AGRIC DEV. PROJ. (46%) | 3,914,028.19 | 3,831,653.65 | - | 3,831,653.65 | 589,485.19 | 27,632.12 | 617,117.31 | 193,854,921.01 | 3,242,168.46 |
| 3 | COMM BASED POVERTY REDUCTION | 8,823,110.70 | 8,637,419.80 | - | 8,637,419.80 | 265,201.20 | 64,283.40 | 329,484.60 | 101,514,979.82 | 8,372,218.60 |
| 4 | UNIVERSAL BASIC EDUCATION | 2,774,322.65 | 2,774,322.65 | - | 2,774,322.65 | 125,000.00 | 20,573.04 | 145,573.04 | 44,548,948.03 | 2,649,322.65 |
| 5 | HEALTH SYSTEM DEV. PROJ. (II) | 2,208,993.44 | 2,165,503.02 | - | 2,165,503.02 | 142,168.96 | 15,952.21 | 158,121.17 | 48,662,100.94 | 2,023,334.06 |
| 6 | HIV/AIDS PROGRAMME | 1,611,657.96 | 1,577,739.06 | - | 1,577,739.06 | 53,398.46 | 11,732.91 | 65,131.37 | 20,067,112.32 | 1,524,340.60 |
| 7 | 3RD NATIONAL FADAMA DEV. PROJECT | 4,061,160.50 | 3,975,689.42 | - | 3,975,689.42 | 39,756.89 | 29,817.66 | 69,574.55 | 21,637,643.37 | 3,935,932.53 |
| 8 | HEALTH SYSTEM DEV. PROJ. (ADD. FINANCE) | 3,196,466.99 | 3,129,194.23 | - | 3,129,194.23 | 32,178.91 | 23,468.95 | 55,647.86 | 17,491,961.24 | 3,097,015.32 |
| 9 | 2ND HIV/AIDS PROGRAMME | 4,540,210.59 | 4,444,657.43 | - | 4,444,657.43 | - | 33,334.93 | 33,334.93 | 10,485,938.90 | 4,444,657.43 |
| 10 | STATE EDUCATION PROGRAM INV. PROJ. | 32,933,320.13 | 32,933,320.13 | 11,366,673.82 | 44,299,993.95 | - | 292,588.39 | 292,588.39 | 87,788,892.66 | 44,299,993.95 |
| 11 | 3RD NATIONAL URBAN WATER SECTOR REFORM | 4,144,838.50 | 4,057,606.32 | 19,122,519.97 | 23,180,126.29 | - | 121,591.45 | 121,591.45 | 31,426,405.89 | 23,180,126.29 |
| | TOTAL | 78,053,560.65 | 77,065,945.98 | 30,489,193.79 | 107,555,139.77 | 1,343,541.54 | 640,975.06 | 1,984,516.60 | 592,991,709.18 | 106,211,598.23 |

NOTE 27: FACILITY REPAYMENT (FOREIGN LOAN DRAWN DOWN)

| | \$ | N |
|------------------|--------------|----------------|
| INTEREST PAYMENT | 640,975.06 | 191,523,347.93 |
| CAPITAL PAYMENT | 1,343,541.54 | 401,450,212.15 |

| JANUARY-DECEMBER 2018 | | |
|-----------------------|-------------------|--------------------------|
| | N | N |
| BALANCE B/F | 20,748,175,056.79 | |
| ADDITION | 9,709,551,141.08 | |
| TOTAL | | 30,457,726,197.87 |
| LESS: | | |
| PRINCIPAL REPAYMENT | | 423,196,344.28 |
| BALANCE C/D | | 30,034,529,853.59 |

NOTE 28: FACILITY REPAYMENT (DOMESTIC LOAN)

| S/NO | HEADS | OPENING BALANCE | ADDITIONAL LOAN | TOTAL LOAN | PRINCIPAL PAYMENT | INTEREST PAYMENT | TOTAL PAYMENT | CLOSING BALANCE |
|------|---------------------|--------------------------|-----------------------|--------------------------|-------------------------|-------------------------|--------------------------|--------------------------|
| A | B | C | D | E=C+D | F | G | H=F+G | I=E-F |
| | | ₦ | ₦ | ₦ | ₦ | ₦ | ₦ | ₦ |
| 1 | FGN BONDS | 18,379,373,970.53 | - | 18,379,373,970.53 | 270,049,872.21 | 2,707,793,949.15 | 2,977,843,821.36 | 18,109,324,098.32 |
| 2 | BAIL OUT | 9,191,647,460.82 | - | 9,191,647,460.82 | 272,012,693.81 | 764,740,617.28 | 1,036,753,311.09 | 8,919,634,767.01 |
| 3 | BOND PROCEEDS | 7,263,257,160.69 | - | 7,263,257,160.69 | 4,804,267,272.12 | - | 4,804,267,272.12 | 2,458,989,888.57 |
| 4 | SKYE (SCOA) | 110,000,000.00 | - | 110,000,000.00 | - | - | - | 110,000,000.00 |
| 5 | ACCESS (ECA) | 9,657,277,972.72 | - | 9,657,277,972.72 | 306,846,315.34 | 1,132,918,539.60 | 1,439,764,854.94 | 9,350,431,657.38 |
| 6 | BUDGET SUPPORT FUND | 16,869,000,000.00 | - | 16,869,000,000.00 | - | - | - | 16,869,000,000.00 |
| 7 | UBEC 2012/2015 | 2,687,788,065.28 | - | 2,687,788,065.28 | 700,000,000.00 | - | 700,000,000.00 | 1,987,788,065.28 |
| 8 | NUWSRP- 3 | 246,675,000.00 | - | 246,675,000.00 | 164,450,000.00 | - | 164,450,000.00 | 82,225,000.00 |
| 9 | FOSTERFIELD | - | 287,500,000.00 | 287,500,000.00 | 287,500,000.00 | 33,846,462.20 | 321,346,462.20 | - |
| 10 | JAAC | 240,000,000.00 | - | 240,000,000.00 | 60,000,000.00 | - | 60,000,000.00 | 180,000,000.00 |
| | TOTAL | 64,645,019,630.04 | 287,500,000.00 | 64,932,519,630.04 | 6,865,126,153.48 | 4,639,299,568.23 | 11,504,425,721.71 | 58,067,393,476.56 |

EKITI STATE OF NIGERIA
FINANCIAL STATEMENTS FOR THE YEAR ENDED 31ST DECEMBER, 2018
ANNEXURE III A: BUDGET SIZE AND PERFORMANCE (CASH BASIS)

| | DETAILS | | BUDGET | ACTUAL AMOUNT | PERFORMANCE (%) |
|---|--------------------------|----|---------------------------|--------------------------|-----------------|
| | REVENUE | | ₦ | ₦ | |
| 1 | RECURRENT REVENUE | 67 | 92,417,450,407.84 | 66,719,055,756.21 | 72.19 |
| 2 | CAPITAL RECEIPTS | 10 | 16,120,622,405.68 | 9,997,051,141.08 | 62.01 |
| | TOTAL REVENUE | | 108,538,072,813.52 | 76,716,106,897.29 | 70.68 |
| | EXPENDITURE | | | | |
| 1 | RECURRENT EXPENDITURE | 75 | 74,803,953,943.11 | 66,492,183,786.27 | 88.89 |
| 2 | CAPITAL EXPENDITURE | 34 | 33,734,118,870.41 | 11,966,138,376.61 | 35.47 |
| | TOTAL EXPENDITURE | | 108,538,072,813.52 | 78,458,322,162.88 | 72.29 |

ANNEXURE III B: PRIOR YEAR COMPARATIVE ANALYSIS (CASH BASIS)

| | DETAILS | | JAN-DEC 2018 | JAN-DEC 2017 | PERCENTAGE CHANGE (%) |
|---|--------------------------|--|--------------------------|--------------------------|-----------------------|
| | REVENUE | | ₦ | ₦ | |
| 1 | RECURRENT REVENUE | | 66,719,055,756.21 | 56,791,187,976.54 | 17.48 |
| 2 | CAPITAL RECEIPTS | | 9,997,051,141.08 | 12,503,926,117.57 | (20.05) |
| | TOTAL REVENUE | | 76,716,106,897.29 | 69,295,114,094.11 | 10.71 |
| | EXPENDITURE | | | | |
| 1 | RECURRENT EXPENDITURE | | 66,492,183,786.27 | 58,135,765,434.62 | 14.37 |
| 2 | CAPITAL EXPENDITURE | | 11,966,138,376.61 | 13,353,306,731.45 | (10.39) |
| | TOTAL EXPENDITURE | | 78,458,322,162.88 | 71,489,072,166.07 | 9.75 |

EKITI STATE OF NIGERIA
FINANCIAL STATEMENTS FOR THE YEAR ENDED 31ST DECEMBER, 2018
ANNEXURE IV: SCHEDULE OF BOND REPAYMENT AS AT 31ST DECEMBER , 2018

| YEAR | FIRST TRANCHE | | | SECOND TRANCHE | | | TOTALS | | |
|--------------|--------------------------|--------------------------------------|--------------------------|-------------------------|--------------------------------------|-------------------------|--------------------------|--------------------------|--------------------------|
| | PRINCIPAL PAYMENT | INTEREST PAID (40% OF TOTAL PAYMENT) | TOTAL PAYMENT | PRINCIPAL PAYMENT | INTEREST PAID (42% OF TOTAL PAYMENT) | TOTAL PAYMENT | TOTAL PRINCIPAL PAYMENT | TOTAL INTEREST PAYMENT | TOTAL PAYMENT |
| | A | B | A+B | C | D | E | F=A+C | G=B+D | H=F+G |
| | (N) | (N) | (N) | (N) | (N) | (N) | (N) | (N) | (N) |
| 2011 | 714,954,326.38 | 476,636,217.59 | 1,191,590,543.97 | - | - | - | 714,954,326.38 | 476,636,217.59 | 1,191,590,543.97 |
| 2012 | 2,859,817,017.53 | 1,906,544,678.35 | 4,766,361,695.88 | - | - | - | 2,859,817,017.53 | 1,906,544,678.35 | 4,766,361,695.88 |
| 2013 | 2,859,817,017.53 | 1,906,544,678.35 | 4,766,361,695.88 | - | - | - | 2,859,817,017.53 | 1,906,544,678.35 | 4,766,361,695.88 |
| 2014 | 2,859,818,217.59 | 1,906,545,478.40 | 4,766,363,695.99 | 713,107,680.04 | 516,388,320.03 | 1,229,496,000.07 | 3,572,925,897.63 | 2,422,933,798.43 | 5,995,859,696.06 |
| 2015 | 2,859,817,016.40 | 1,906,544,677.60 | 4,766,361,694.00 | 713,107,678.91 | 516,388,319.21 | 1,229,495,998.12 | 3,572,924,695.31 | 2,422,932,996.81 | 5,995,857,692.12 |
| 2016 | 2,859,817,016.40 | 1,906,544,677.60 | 4,766,361,694.00 | 713,107,678.91 | 516,388,319.21 | 1,229,495,998.12 | 3,572,924,695.31 | 2,422,932,996.81 | 5,995,857,692.12 |
| 2017 | 2,859,817,016.40 | 1,906,544,677.60 | 4,766,361,694.00 | 713,107,678.91 | 516,388,319.21 | 1,229,495,998.12 | 3,572,924,695.31 | 2,422,932,996.81 | 5,995,857,692.12 |
| 2018 | 2,144,862,763.20 | 1,429,908,508.80 | 3,574,771,272.00 | 713,107,680.07 | 516,388,320.05 | 1,229,496,000.12 | 2,857,970,443.27 | 1,946,296,828.85 | 4,804,267,272.12 |
| TOTAL | 20,018,720,391.43 | 13,345,813,594.29 | 33,364,533,985.72 | 3,565,538,396.84 | 2,581,941,597.71 | 6,147,479,994.55 | 23,584,258,788.27 | 15,927,755,192.00 | 39,512,013,980.27 |

SUMMARY

| DETAILS | FIRST TRANCHE (N) | SECOND TRANCHE (N) | TOTAL (N) |
|---|-------------------|-------------------------|-------------------------|
| PRINCIPAL LOAN OBTAINED (A) | 20,000,000,000.00 | 5,000,000,000.00 | 25,000,000,000.00 |
| INTEREST PAYABLE (B) | 13,364,531,872.00 | 3,606,472,000.84 | 16,971,003,872.84 |
| TOTAL LOAN PAYABLE (C=A+B) | 33,364,531,872.00 | 8,606,472,000.84 | 41,971,003,872.84 |
| TOTAL PAYMENT AS AT 31/12/2018 (D) | 33,364,533,985.72 | 6,147,479,994.55 | 39,512,013,980.27 |
| BALANCE AS AT 31/12/2017 (E=C-D) | (2,113.72) | 2,458,992,006.29 | 2,458,989,892.57 |