



...Ilè Iyì, Ilè Èyè



EKITI STATE 2019 CITIZEN'S BUDGET



EKITI STATE CITIZENS BUDGET 2019

BUDGET OF RESTORATION

“LAND OF HONOUR”

WHAT IS A BUDGET?

A Budget shows what the Government expects to collect as revenue, what grants it expects to receive, how much it expects to save or borrow, and what the Government plans to spend on. A Budget is a document that contains details about how the Government plans to spend our communal wealth – the Taxpayers' money.

In a democratic setting, every responsible Citizen has the right to know how communal wealth is being expended in the delivery of public infrastructure and services.

The 2019 estimated revenue and expenditure are equal.

A Citizens' Budget is a simpler, less technical version of a Government's Budget, specifically designed to present key information that is understandable by the general public.

The Ekiti State 2019 Citizens' Budget gives a graphic view of the Budget Document of the State: the Sources of Revenue available to the Government within the year and the proposed way of spending the Revenue.



WHAT IS A CITIZENS BUDGET?

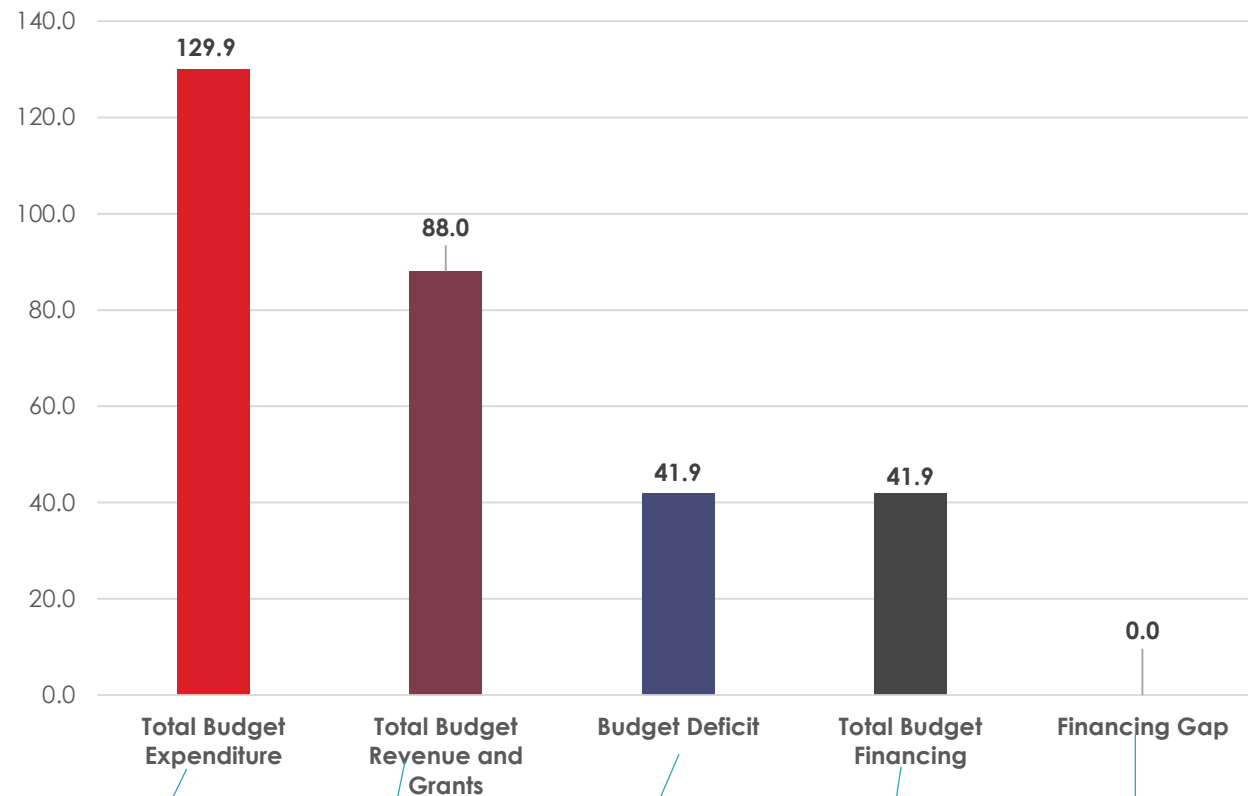
In 2019, Ekiti State will spend N129,924,472,135.01. This represent the size of the Budget.

Of this, N87,998,240,376.25 will be sourced from revenue and grants, which results in N41,926,231,758.76 billion in budget deficit.

The deficit will be resolved by N41.9 billion of total budget financing, thereby leading to N0.0billion financing gap since Ekiti State operates a balanced Budget .

GENERAL FISCAL FRAMEWORK

2019 BUDGET GENERAL FRAMEWORK BILLION NAIRA



The Total Budget size for year 2019. It is the summation of both the Recurrent Expenditure + Capital Expenditure.

The summation of all funds the State Government intends to collect as revenues and receive as grants.

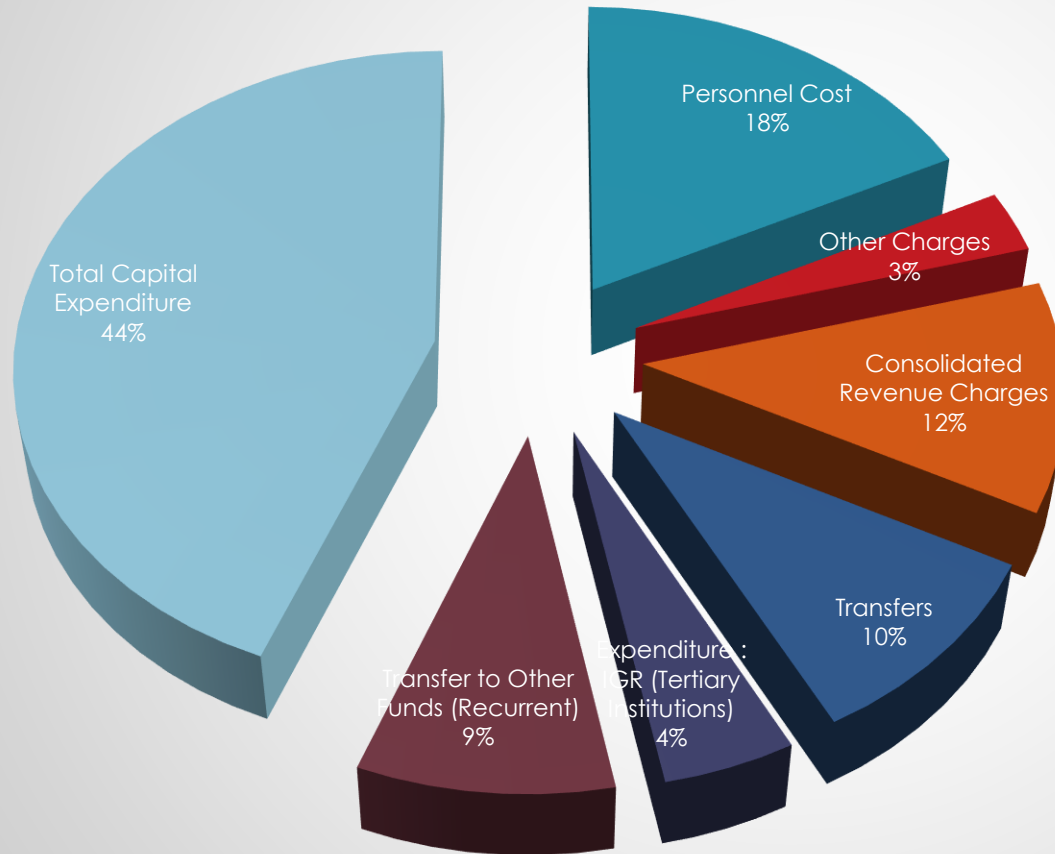
A deficit occurs when the expenditure figure is higher than the revenue and grants figure.

This is the summation of all the financing the government intends to raise through loans(Domestic & Foreign)

This is the difference between Budget deficit and Total Budget financing.

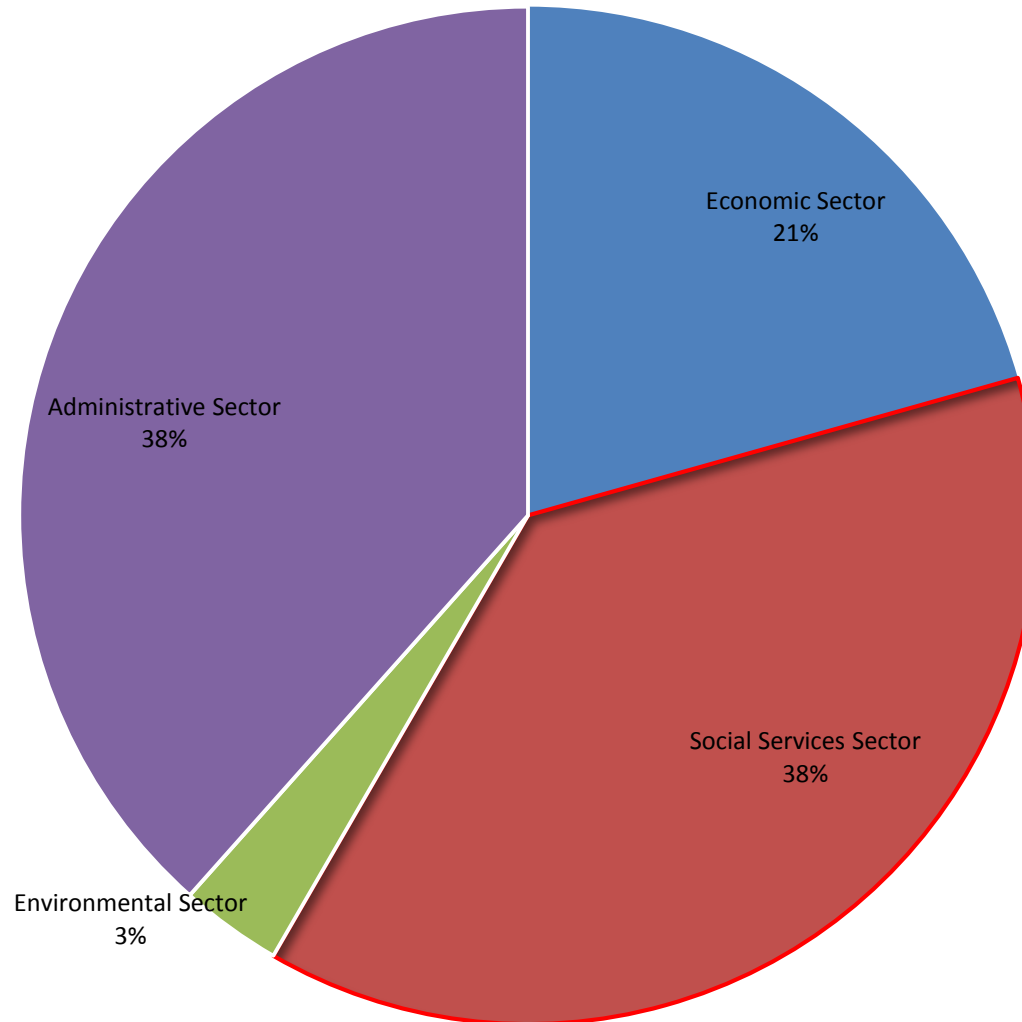
WHERE DOES THE MONEY GO?

2019 BUDGETED EXPENDITURE



- Personnel Cost: Expenditure used for payment of Salaries.
- Other Charges: Expenditure on daily/periodic expenses.
- Consolidated Revenue Fund: This caters for Pensions, Gratuities, Public Debt Charges, Loan Repayment/Bank Charges/Bond Fees etc.
- Transfers: These are subventions to other Government Institutions/Parastatals e.g Ekiti State University, College of Education, University Teaching Hospital, the Judiciary etc.
- Expenditure IGR (Tertiary Institutions): IGR generated and retained by the Tertiary Institutions for their smooth running.
- Transfer to Other Funds: Other Overhead Expenses

ALLOCATIONS BY SECTORS



- ❖ Expenditure is allocated to different sectors of the State. Each Sector will have an approved budget of recurrent and capital expenditure as part of the overall approved State Government Budget .
- ❖ The Sectoral Classification easily portrays what government intends to expend in each sector for daily activities as well as carry out projects within the sectors.

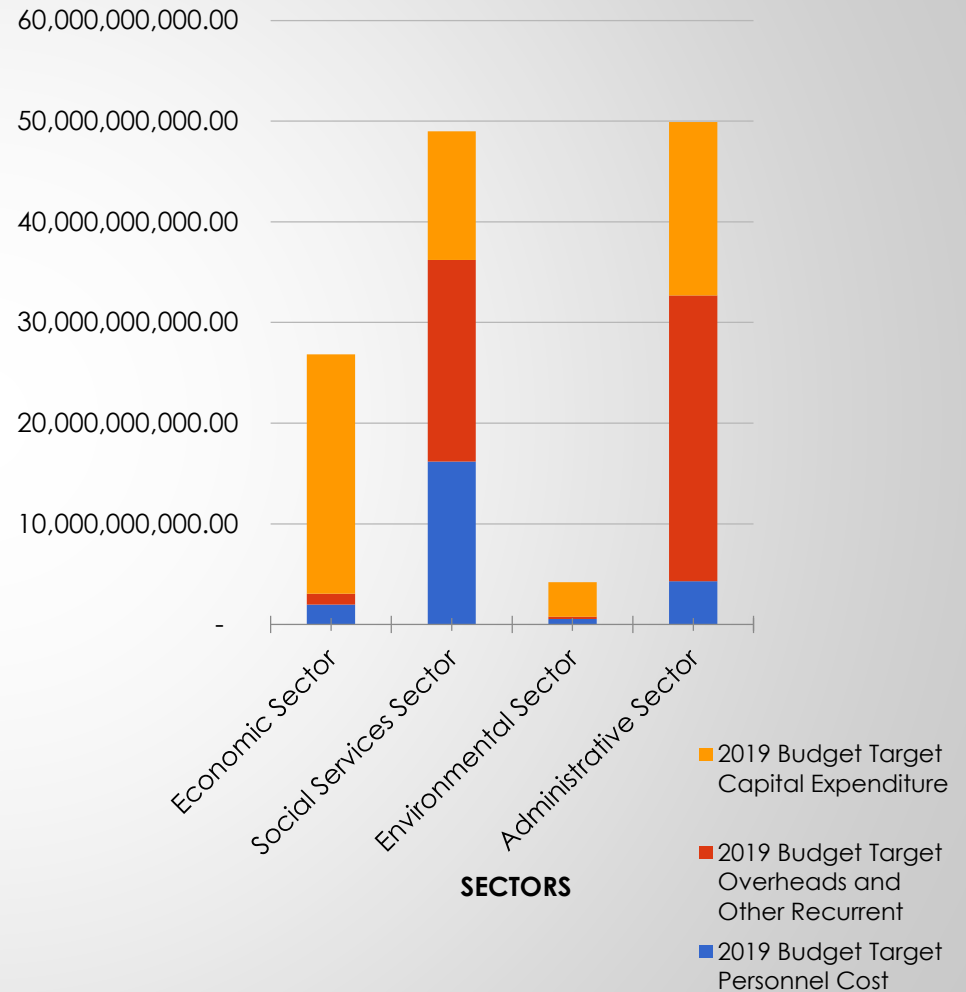
SECTORAL CLASSIFICATION OF 2019 BUDGETED EXPENDITURE

Economic Sector: This comprises Agriculture and Rural Development, Small and Medium Enterprises (SMEs) and Poverty Reduction and Infrastructure.

Social Services Sector: This comprises Education, Health and information/Social Development.

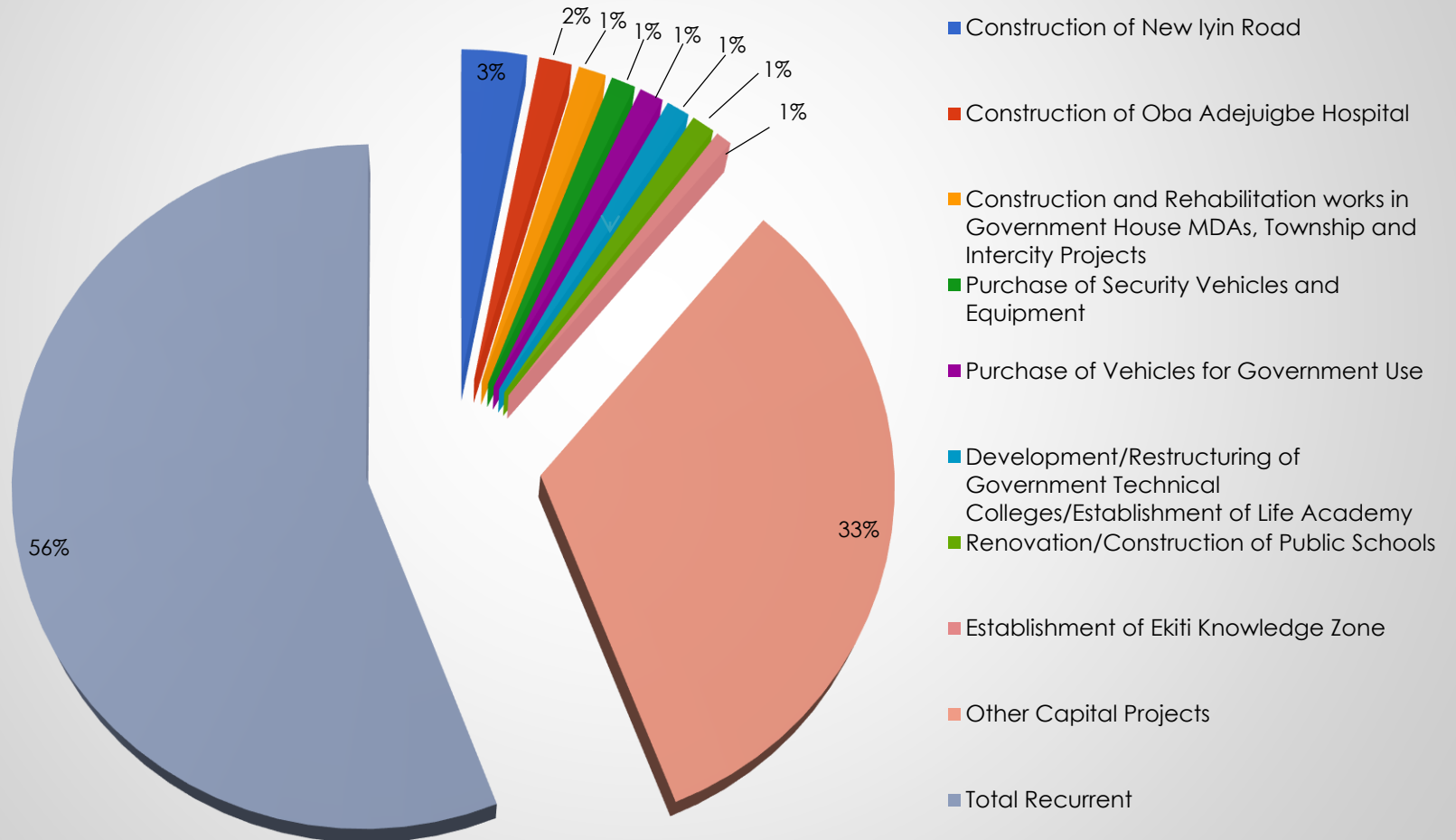
Environmental Sector: This comprises Town and Country Planning, Sewage and Drainage, Emergency and Waste Management.

Administrative Sector: It comprises the Law/ Enforcement and General Administration.



TOP CAPITAL PROJECTS

TOTAL 2019 BUDGETED CAPITAL PROJECTS VS TOTAL BUDGET



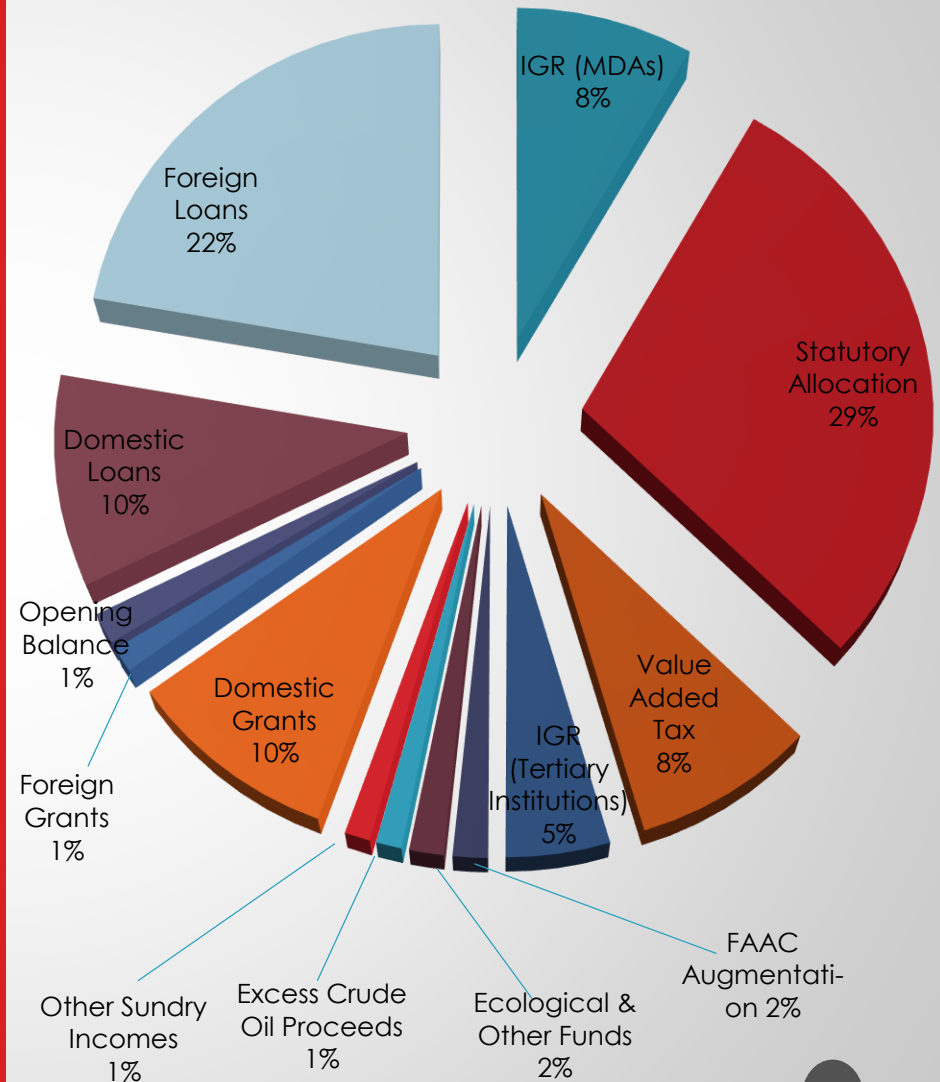
WHERE WILL THE MONEY COME FROM ?

Revenue is all the amount of money the Government believes it will collect during the year either from the Federation Account or from recurring taxes, levies and fees. In simple terms, this refers to money collected on behalf of Citizens.

Ekiti State, like all other States in Nigeria, receives a share of Revenues collected federally such as oil revenues, corporate income taxes, VAT and excise duties. These are called **Statutory Allocation, VAT and Other Statutory Revenue** in the budget and transferred to the State from the Federation Account.

Revenues that the State directly collect and retain for its own use are called **Internally Generated Revenue (IGR)**; IGR includes personal income taxes, road taxes, property taxes etc.

2019 BUDGET REVENUE AND FINANCING

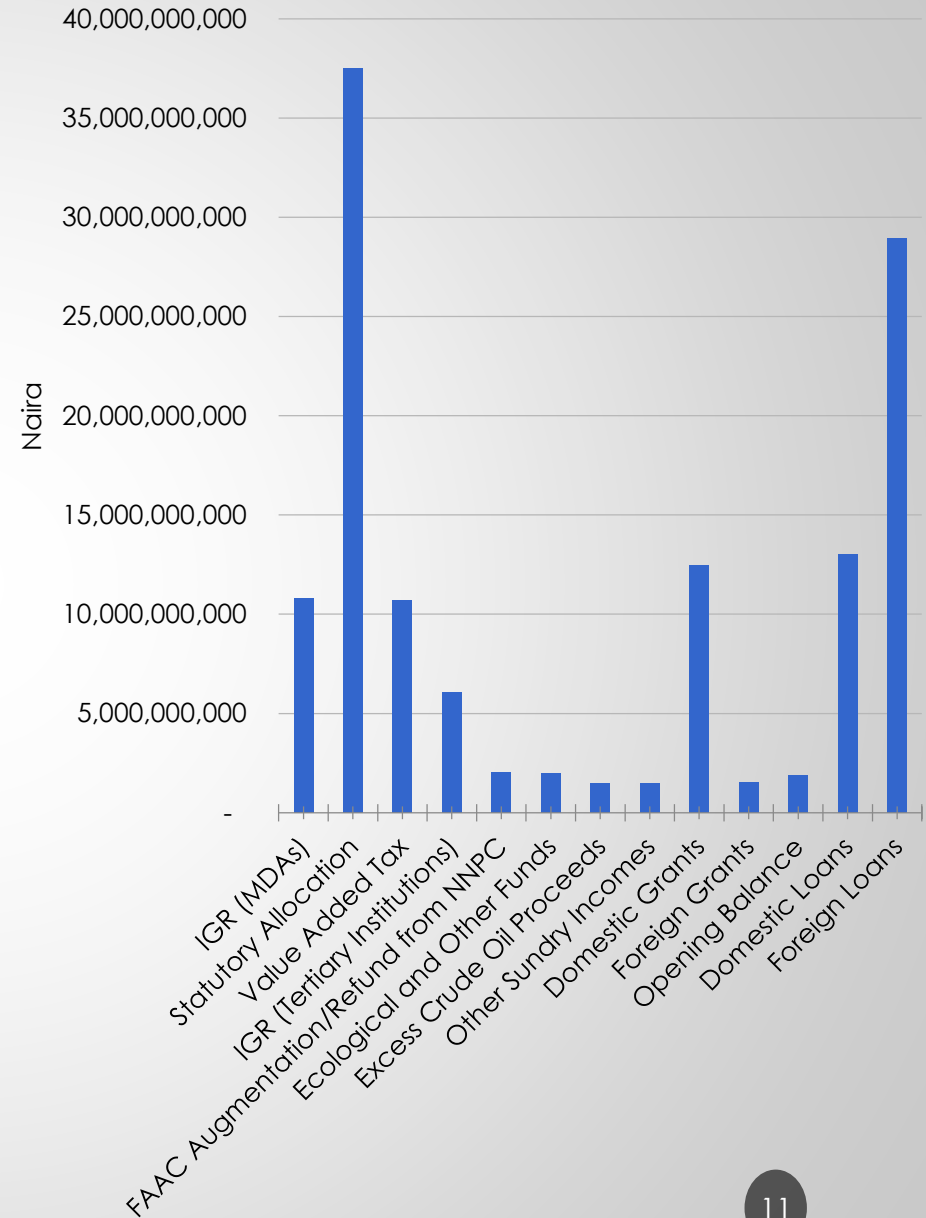


WHERE WILL THE MONEY COME FROM ?

Revenue will come from Statutory Allocation (37,510,789,697.59), IGR generated by MDAs (10,817,221,596.42) and IGR generated by Tertiary Institutions In the State (6,055,457,760.12) etc.

Financing can come from a mixture of domestic and foreign loans

2019 Budget Revenue and Financing



BREAKDOWN OF GRANTS

DOMESTIC GRANTS	2019 BUDGET TARGET
PROJECT/DONOR	AMOUNT IN NAIRA
SDGs CGs to LGAs Track	600,000,000
SDGs CGs to State Track	600,000,000
Grant from Federal Government (Reimbursement on Road Projects handled by the State)	11,265,899,999.96
Total Domestic Grants	12,465,900,000
FOREIGN GRANT	AMOUNT IN NAIRA
SFTAS	1,525,000,000.00
Total Foreign Grants	1,525,000,000.00

Grant is one of Government's source of funds for funding ideas and projects to provide public services, stimulate the economy, and benefit the general public.

Grants could be either from domestic or foreign and is normally provided for a specific project set of expenditures. Grants are not borrowing/loans so do not need to be paid back after it has been used for the intended project or set of expenditures.

FINANCING: BREAKDOWN OF LOANS

FOREIGN LOAN (DRAW DOWN)	2019 BUDGET TARGET
PROJECT/DONOR	AMOUNT IN NAIRA
Malaria Global Funds	3,000,000.00
Nutrition and Household Food Security UNICEF Assisted	2,500,000.00
Rural Access and Agricultural Marketing Project (RAAMP)	3,812,500,000.00
FADAMA III	528,870,000.00
Community & Social Development Projects	500,000,000.00
NPI UNICEF/GAVI Assisted	1,776,920,650.00
IMCI+ Nutrition + Immunization	80,000,000.00
Ekiti State HIV/Aids Programme Development Project II	100,000,000.00
SEPIP (World Bank)	259,896,481.05
Third National Urban Water Sector Reform Project	8,186,200,000.00
IFAD Value Chain Development Sponsored Programme	1,500,000,000.00
Grant from UNICEF Assisted Program	50,000,000.00
Projects Financed under STWSS (EU) Project	48,273,399.57
YESSO (World Bank)	746,034,880.00
EU Assisted Water Supply/Sanitation Sector Reform Prog. III	385,700,000.00
IDA (Education Intervention Fund)	264,740,000.00
IDEAS	3,812,500,000.00
Projects to be Financed under STWSS (EU) Projects	500,000,000.00
UBEC Projects (FGN/World Bank)	3,372,096,348.14
TOTAL FOREIGN GRANTS	28,926,231,758.76

FINANCING: BREAKDOWN OF LOANS

DOMESTIC LOANS	2019 BUDGET TARGET
PROJECT/INSTITUTION	AMOUNT IN NAIRA
Internal Loans/Bond	13,000,000,000
TOTAL DOMESTIC LOANS	13,000,000,000

Due to limited resources in the State, Ekiti State Government had made provision to borrow to finance its annual budget. Loans could be from domestic and/or foreign sources. Loans can be for a specific project or set of expenditures or could be used to finance the general budget expenditures.

GLOSSARY OF TERMS

- ❖ **Revenue** is the total amount of Income to the Government over a period of time.
- ❖ **Federal Allocation** is the statutory revenue to the State from the Federation Accounts. It is determined by Federal Account Allocation Committee (FAAC).
- ❖ **Internally Generated Revenue (IGR)** is the total amount generated domestically by the State Government over a specified period.
- ❖ **VAT** - Value Added Tax usually received from the Federal Government.
- ❖ **IDA** - International Donor Agency (Intervention fund on Education).
- ❖ **Draw-Down** is the amount received as long term loan from Donor Agencies (Majorly World Bank) for specific Capital Projects.
- ❖ **SDGs Conditional Grants Schemes** represents the amount received from the Federal Government to fund Sustainable Development Goals.
- ❖ **Loan-** Internal Loan/Bond is expected amount to be borrowed by the State Government during the 2019 Fiscal Year in order to carry our specific projects.
- ❖ **Opening Balance** is the unspent amount brought forward from the last financial year, to be added to the current year as revenue.



GLOSSARY OF TERMS

- ❖ **Recurrent Expenditure** is the part of the total Government Expenditure meant for monthly payment of salaries of Government workers, daily running of Ministries, Department and Agencies of Government.
- ❖ **Consolidated Revenue Fund:** this is the part of Budget which caters for payment of Gratuities, Pension, Public Debts Charges, Loan Repayment/Bank Charges/Bond Fees, 5% Contribution of Redeemable Retirement Fund Account, 10% Government Contribution to CPS, Actuarial Valuation and Pension/Maintenance for past Political Office Holders (Governors and Deputy Governors).
- ❖ **Capital Expenditure** is the part of Government expenditure meant for developmental projects across the State.
- ❖ **Personnel Costs** are the part of Recurrent Expenditures being used for the payment of Salaries of Government Workers.
- ❖ **Other charges** are the part of Recurrent Expenditures of Government being used for daily or periodic administrative expenses.

SOME SELECTED CAPITAL PROJECTS IN THE STATE



Completion of Civic Centre in Ado Ekiti (N700 Million)



Airport Project in Ado – Ijan Ekiti Road (N250 Million)



Construction of New Iyin Road in Ado –Iyin Ekiti (N4 Billion)



Urban & Rural Electrification in all the 16 LGAs (N265 Million)



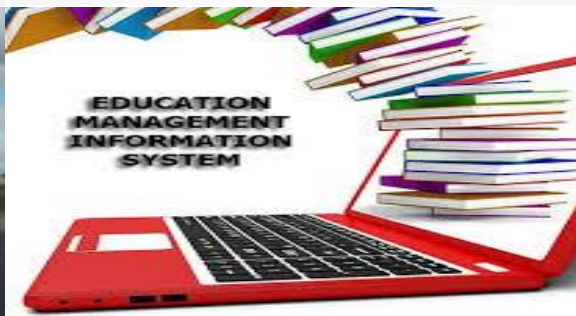
Purchase & installation of Transformers in the 16 LGAs (N200M)



Purchase of Tractors and Implements in the 16 LGAs (N300 Million)



Routine Maintenance of Township Roads across the State (N 110 Million)



EMIS across the State (N70 Million)



Development of Heritage & Historical Sites across the State (N10.6M)

SOME SELECTED CAPITAL PROJECTS IN THE STATE



Rehabilitation, Sustainability & Maintenance of Water Scheme across the State (N215 M)



Purchase of Science Equipment to Schools in all the 16 LGAs (N110 Million)



Establishment of ICT and Skills Acquisition Centre in the 3 Senatorial Districts (N50 M)



Construction Completion of Oba Adejuyigbe Hospital in Ado Ekiti (N2 Billion)



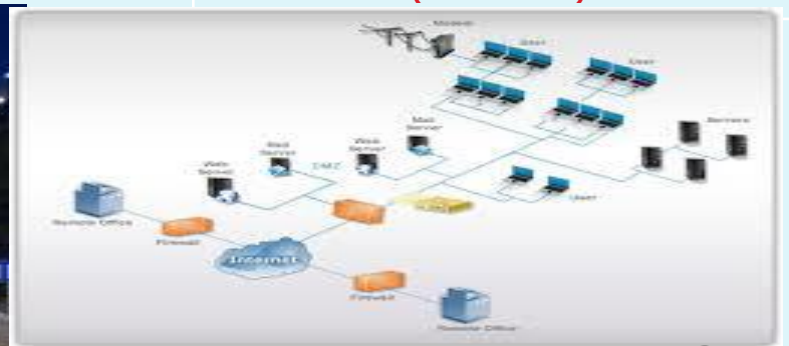
Flood and Erosion Control Works in Critical Areas of Ekiti State (N600 Million)



Rehabilitation of Ado-Afao Ekiti Road (N730 Million)



Dualization of Ikere Township Road Phase III (N200 Million)



LAN/WAN/Voice Infrastructure in Ado Ekiti (N220 Million)

SOME SELECTED CAPITAL PROJECTS IN THE STATE



SUBEB
STATE UNIVERSAL BASIC EDUCATION BOARD

SUBEB Projects in all the 16 LGAs (N1.6 Billion)



College of Education, Ikere Ekiti (N400 M)



Ekiti State University (N400 Million)



Medical Assistance in all the 16 LGAs (N200Million)



Pasture & Grazing Lands Development (N150Million)



N200 Million

SCHOLARSHIPS
SCHEME



Renovation of Public Buildings/Pavilion Centre in Ado Ekiti (250Million)



Renovation & Construction of Public Schools in all the 16 LGAs (1.4 Billion)

CONTACT

Ministry of Budget and
Economic Planning,
Secretariat Complex V.,
Ado Ekiti, Ekiti State

www.ekitistate.gov.ng

Tel: 08032606580

Email: adefolajuadeleke10@gmail.com