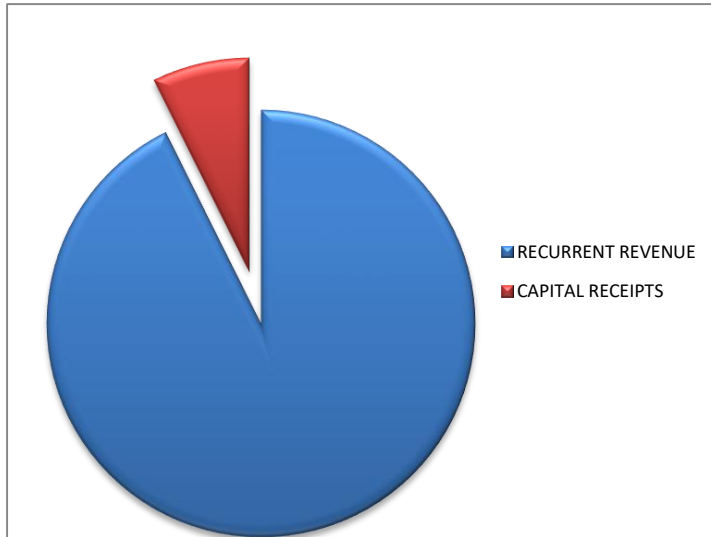


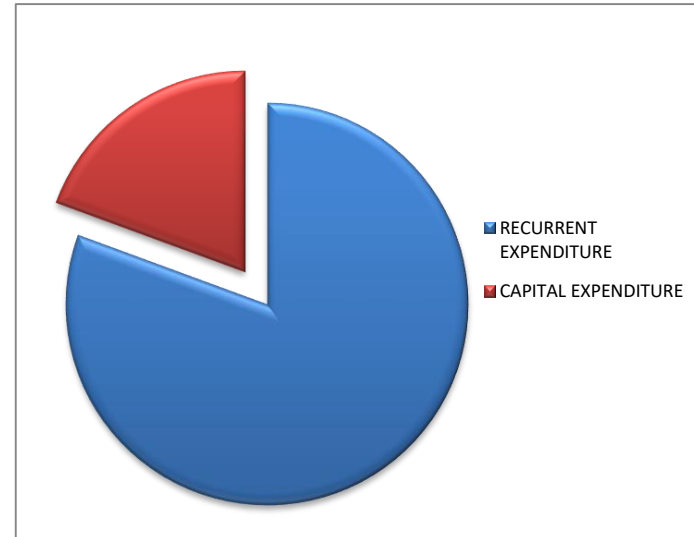
CHARTS

JANUARY-JUNE 2020

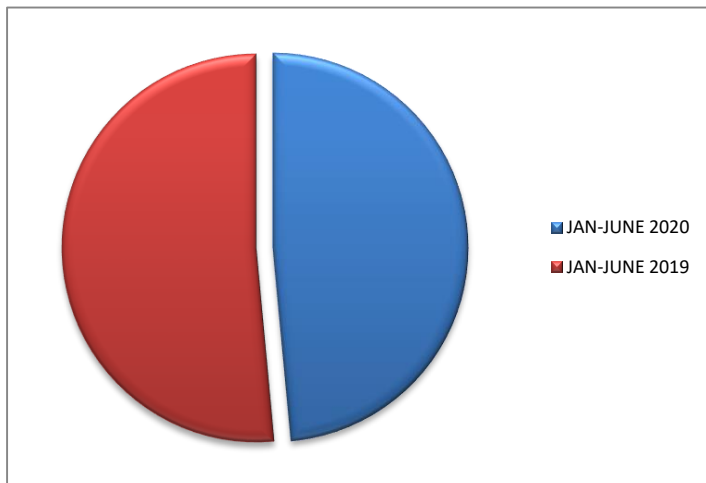
REVENUE



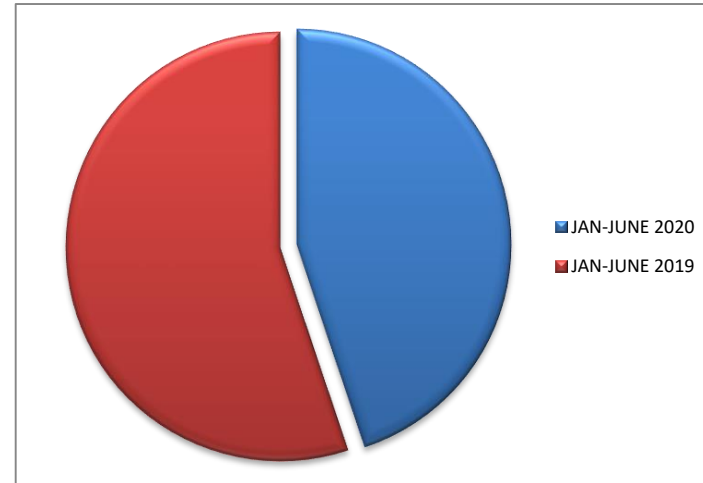
EXPENDITURE



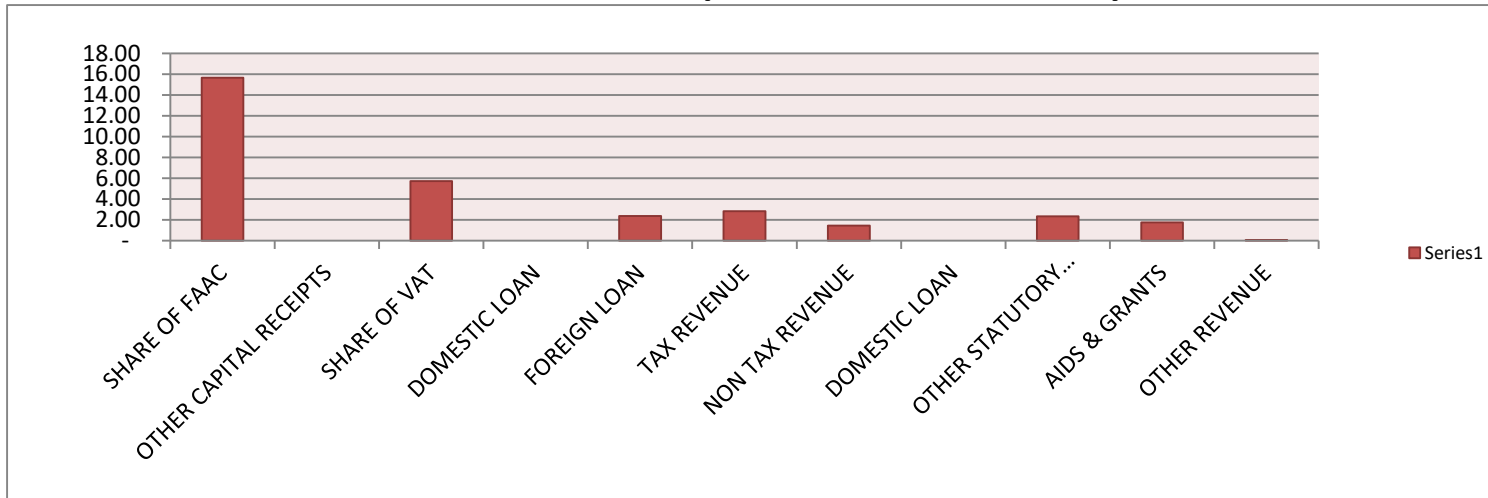
REVENUE



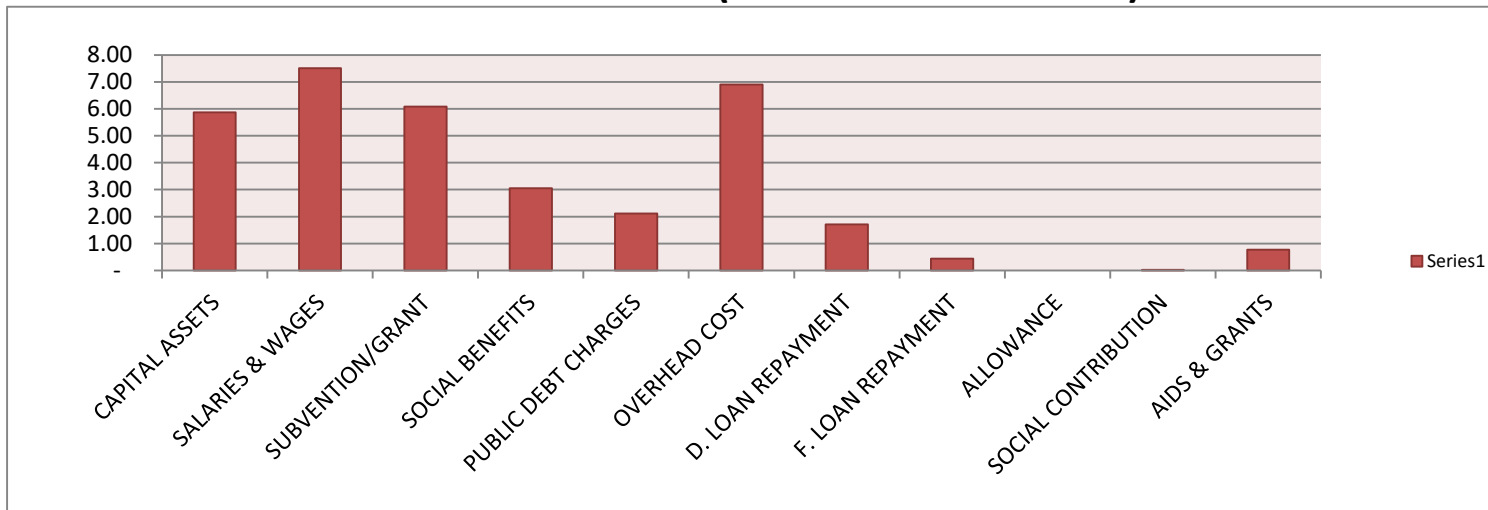
EXPENDITURE



REVENUE (JANUARY-JUNE 2020)



EXPENDITURE (JANUARY-JUNE 2020)



EKITI STATE OF NIGERIA
STATEMENT OF FINANCIAL PERFORMANCE
FOR THE MID-YEAR ENDED 30TH JUNE, 2020

ACTUAL (JAN - JUNE 2019)		NOTES	ACTUAL JAN - JUNE 2020	BUDGET JAN - JUNE 2020	VARIANCE ON BUDGET
₦			₦	₦	₦
	REVENUE FROM NON - EXCHANGE TRANSACTION				
17,046,344,346.00	Government Share of FAAC	1	15,653,024,534.03	16,096,232,321.82	(443,207,787.79)
5,613,639,578.80	Government Share of VAT	2	5,716,945,968.71	5,400,000,000.00	316,945,968.71
1,649,489,390.24	Other Statutory Revenue	3	2,335,252,040.46	2,063,923,000.00	271,329,040.46
2,755,049,852.69	Tax Revenue	5A	2,833,677,493.95	5,959,686,520.46	(3,126,009,026.51)
95,280,762.70	Licences	5A	54,333,494.03	73,832,056.40	(19,498,562.37)
568,768,537.61	Fines	5A	102,515,070.13	1,012,797,538.62	(910,282,468.49)
287,442,119.87	Aids & Grants	6	1,771,102,048.79	2,318,750,000.00	(547,647,951.21)
839,954,133.13	Other Revenue	7	69,319,468.45	940,824,500.00	(871,505,031.55)
-	Transfer from other Government Entities and refunds		-	-	-
28,855,968,721.04	SUB TOTAL		28,536,170,118.55	33,866,045,937.30	(5,329,875,818.75)
				-	-
	REVENUE FROM EXCHANGE TRANSACTION			-	-
3,007,491,191.84	Fees	5A	1,443,828,859.66	2,689,988,493.72	(1,246,159,634.06)
	Sales	5A	71,958,647.54	254,127,699.30	(182,169,051.76)
81,267,210.06	Earnings	5A	283,073,688.08	1,081,678,381.92	(798,604,693.84)

ACTUAL (JAN -JUNE 2019)		NOTES	ACTUAL JAN - JUNE 2020	BUDGET JAN - JUNE 2020	VARIANCE ON BUDGET
₦			₦	₦	₦
2,650,404.93	Rent on Government Building	5A	64,000.00	4,130,329.13	(4,066,329.13)
-	Rent on Land Others	5A	4,864,512.50	33,908,113.26	(29,043,600.76)
4,959,940.93	Investment Income	5A	-	-	-
630,600.00	Interest Earned	5A	-	-	-
3,096,999,347.76	SUB TOTAL		1,803,789,707.78	4,063,833,017.33	(2,260,043,309.55)
31,952,968,068.80	GRAND TOTAL (A)		30,339,959,826.33	37,929,878,954.62	(7,589,919,128.29)
				-	
	EXPENDITURES			-	
8,470,025,284.99	Salaries and Wages	10	8,695,260,104.06	10,099,673,342.64	1,404,413,238.58
138,626,854.97	Allowances (Non Regular)	10B	-	-	-
56,839,799.48	Social Contributions	10C	54,000,000.00	56,471,270.21	2,471,270.21
3,846,342,979.81	Social Benefits	11	3,901,600,509.35	3,789,518,923.92	(112,081,585.44)
11,675,558,677.25	Overhead Cost	13	6,908,321,164.86	11,806,835,068.20	4,898,513,903.34
7,348,343,685.98	Subvention/Grants/Contributions	14	6,081,552,134.12	8,245,460,953.98	2,163,908,819.86
888,394,706.16	Depreciation Charges	15	5,132,700,953.68	-	(5,132,700,953.68)
-	Finance & other bank charges		74,297,997.13	-	(74,297,997.13)
37,442,119.87	Expenditure financed by Grant	8	765,982,010.96	-	(765,982,010.96)
-	Transfer to Other Fund			-	-
32,461,574,108.51	TOTAL EXPENDITURE (B)		31,613,714,874.16	33,997,959,558.93	2,384,244,684.76
				-	-
(508,606,039.71)	Surplus/(Deficit) from Operating Activities C=(A-B)		(1,273,755,047.83)	-	

ACTUAL (JAN -JUNE 2019)		NOTES	ACTUAL JAN - JUNE 2020	BUDGET JAN - JUNE 2020	VARIANCE ON BUDGET
₦			₦	₦	₦
	Add:			-	
11,501,192,658.45	Other Capital Receipts		-	-	-
	Less:			-	-
240,002,674.57	Capital Expenditure	16	436,205,045.20	-	(436,205,045.20)
	Gain/(Loss) on Disposal of Assets		-	-	-
2,601,307,035.12	Public Debt Charges	12	2,117,391,853.08	200,267,834.22	(1,917,124,018.87)
8,659,882,948.76	Net Non-Operating Revenue/(Expenses) (D)		2,553,596,898.28	200,267,834.22	(2,353,329,064.07)
8,151,276,909.05	NET SURPLUS/(DEFICIT) FOR THE PERIOD (C+D)		(3,827,351,946.11)		

The accounting policies and notes to the accounts form an integral part of these Financial Statements.



OLARIKE. T. OLAYINKA (MRS) FCA.
ACCOUNTANT-GENERAL/PERMANENT SECRETARY
EKITI STATE

EKITI STATE OF NIGERIA
STATEMENT OF FINANCIAL POSITION
AS AT 30TH JUNE, 2020

	NOTES	30/06/2020	30/06/2020	01/01/2020	01/01/2020
		₦	₦	₦	₦
CURRENT ASSETS					
Current Assets					
Cash and Cash Equivalent	27	13,344,221,058.51		15,675,151,223.36	
Receivable	28	5,030,177,555.68		4,818,021,953.78	
TOTAL CURRENT ASSETS (A)			18,374,398,614.19		20,493,173,177.14
NON-CURRENT ASSETS					
Investment	29	1,255,244,342.00		1,255,244,342.00	
Investment (Bond Sinking Fund Account Balance)	31	496,645,000.00		360,674,000.00	
Property Plant and Equipment (NBV)	15B	113,358,637,594.16		116,090,801,226.82	
Investment Property (NBV)	15B	13,306,911,250.00		13,666,557,500.00	
Work in Progress (PPE)	33	45,000,491,209.46		41,611,833,704.09	
TOTAL NON-CURRENT ASSETS (B)			173,417,929,395.62		172,985,110,772.91
TOTAL ASSETS (C=A+B)			191,792,328,009.81		193,478,283,950.05
LIABILITIES					
Current Liabilities:					
Payables	34	23,116,472,875.48		23,447,652,791.14	
Accrued Expenses		-		-	
TOTAL CURRENT LIABILITIES (D)			23,116,472,875.48		23,447,652,791.14

	NOTES	30/06/2020	30/06/2020	01/01/2020	01/01/2020
		₦	₦	₦	₦
Non-Current Liabilities					
Long Term Borrowings: Foreign Loan	25	35,146,229,128.30		31,508,779,063.32	
Long Term Borrowings: Domestic Loan	26A	53,956,371,721.07		55,270,240,868.17	
TOTAL NON-CURRENT LIABILITIES (E)			89,102,600,849.37		86,779,019,931.49
TOTAL LIABILITIES (F=D+E)			112,219,073,724.85		110,226,672,722.63
NET ASSETS (G=C-F)			79,573,254,284.96		83,251,611,228.69
NET ASSETS/EQUITY					
Reserves		83,400,606,231.07		74,953,825,907.27	
Surplus/(Deficit) for the period		(3,827,351,946.11)		8,297,785,321.42	
Minority Interest		-		-	
TOTAL NET ASSETS/EQUITY			79,573,254,284.96		83,251,611,228.69

The accounting policies and notes to the accounts form an integral part of these Financial Statements.


OLARIKE. T. OLAYINKA (MRS) FCA.
ACCOUNTANT-GENERAL/PERMANENT SECRETARY
EKITI STATE

EKITI STATE OF NIGERIA
STATEMENT OF CASH FLOW
FOR THE MID-YEAR ENDED 30TH JUNE, 2020

BUDGET JAN - JUNE		NOTES	JAN.-JUNE 2020		JAN.-JUNE 2019	
₦			₦	₦	₦	₦
	CASH FLOWS FROM OPERATING ACTIVITIES					
	INFLOWS					
16,096,232,321.82	Government Share of FAAC	1	15,653,024,534.03		17,046,344,346.00	
5,400,000,000.00	Government Share of VAT	2	5,716,945,968.71		5,613,639,578.80	
2,063,923,000.00	Other Statutory Revenue	3	2,335,252,040.46		1,649,489,390.24	
5,959,686,520.46	Tax Revenue	5A	2,833,677,493.95		2,755,049,852.69	
5,150,462,612.35	Non-Tax Revenue	5A	1,444,477,950.48		3,761,048,648.07	
940,824,500.00	Other Revenue	7	69,319,468.45		839,954,133.13	
2,318,750,000.00	AID & Grants	6	1,771,102,048.79		287,442,119.87	
-	Transfer from other Government Entities		-		-	
37,929,878,954.62	TOTAL INFLOW FROM OPERATING ACTIVITIES (A)			29,823,799,504.87		31,952,968,068.80
	OUTFLOWS					
10,099,673,342.64	Salaries and Wages	17	7,513,794,850.74		7,499,675,513.93	
-	Allowances (Non Regular)	17B	-		138,626,854.97	
56471270.21	Social Contributions	17C	27,000,000.00		54,000,000.00	
3,789,518,923.92	Social Benefits	18	3,054,135,052.12		2,939,733,528.71	
200267834.2	Public Debt Charges	19	2,117,391,853.08		2,724,117,450.72	
11,806,835,068.20	Overhead Cost	20	6,908,321,164.86		2,222,748,621.75	
8,245,460,953.98	Subvention/Grants	21	6,081,552,134.12		7,355,943,685.98	
-	Finance & other bank charges		74,297,997.13		-	
-	Transfer to Other Funds		-		9,452,810,055.50	
18,721,059.94	Expenditure Financed by Aids & Grants	8	765,982,010.96		37,442,119.87	
34,216,948,453.08	TOTAL OUTFLOW FROM OPERATING ACTIVITIES (B)			26,542,475,063.01		32,425,097,831.43
	NET CASH FLOW FROM OPERATING ACTIVITIES (C=A-B)			3,281,324,441.86		(472,129,762.63)

BUDGET JAN - JUNE		NOTES	JAN.-JUNE 2020		JAN.-JUNE 2019	
₦	₦		₦	₦		
CASH FLOWS FROM INVESTING ACTIVITIES						
CAPITAL RECEIPTS					11,501,192,658.45	
PURCHASE/CONSTRUCTION OF ASSETS:						
	Administrative Sector	22	(681,158,310.85)		(657,276,011.20)	
	Economic Sector	22	(3,638,779,915.93)		(9,775,873,285.15)	
	Law and Justice Sector		-		-	
	Regional Sector		-		-	
	Social Service Sector	22	(1,545,815,394.80)		(327,817,269.14)	
NET CASH FLOW FROM INVESTING ACTIVITIES				(5,865,753,621.58)		740,226,092.96
CASH FLOWS FROM FINANCING ACTIVITIES						
8,649,242,539.23	Proceeds from Foreign Loans	23	2,389,763,549.98		5,165,755,131.19	
11,920,466,529.00	Proceeds from Domestic Loans	24	-		1,440,750,306.99	
-	Foreign Loans Repayments	26	(432,246,015.30)		(494,187,314.30)	
1,395,160,381.54	Domestic Loans Repayment	26A	(1,704,018,519.91)		(1,284,464,682.00)	
21,964,869,449.77	NET CASH FLOW FROM FINANCING ACTIVITIES			253,499,014.77		4,827,853,441.88
NET CASH FLOW FROM ALL ACTIVITIES				(2,330,930,164.95)		5,095,949,772.21
CASH & ITS EQUIVALENT AS AT 1ST OF JANUARY 2020				15,675,151,223.46		11,951,237,961.91
CASH & ITS EQUIVALENT AS AT 30TH JUNE, 2020				13,344,221,058.51		17,047,187,734.12

The accounting policies and notes to the accounts form an integral part of these Financial Statements.



OLARIKE. T. OLAYINKA (MRS) FCA.

ACCOUNTANT-GENERAL/PERMANENT SECRETARY

EKITI STATE

EKITI STATE OF NIGERIA
STATEMENT OF CHANGE IN NET ASSETS/EQUITY
FOR THE MID-YEAR ENDED 30TH JUNE, 2020

	NOTES	REVALUATION RESERVE	TRANSLATION RESERVE	ACCUMULATED SURPLUSES/DEFICITS	TOTAL
		₦	₦	₦	₦
Balance as at 31st December 2019					83,251,611,228.69
Prior Adjustment on Overhead Expenditure					-
Prior Year Adjustment due to fluctuation in exchange rate (PFMU)					(10,685,678.57)
Unreported Cash balance in 2019 (Primary Health Care)					29,684,145.36
Unreported Cash balance in 2019 (Malaria Fund)					29,595,712.94
Unreported cash balance in 2019 (Basic Health Care Provision)					53,344,105.50
Unreported cash balance in 2019 (SDG)					250,000,000.00
Increase in Bond Sinking Fund Account Balance	31				135,971,000.00
Net surplus/(deficit)for the Period				(3,827,351,946.11)	
Adjusted Decrease in Advances	28	(338,914,282.85)			(338,914,282.85)
Balance as at 30TH JUNE, 2020				(3,827,351,946.11)	83,400,606,231.07

The accounting policies and notes to the accounts form an integral part of these Financial Statements.



OLARIKE. T. OLAYINKA (MRS) FCA.

ACCOUNTANT-GENERAL/PERMANENT SECRETARY

EKITI STATE

**STATEMENT OF COMPARISON OF BUDGET AND ACTUAL CASH
 FOR THE MID-YEAR ENDED 30TH JUNE, 2020**

	ACTUAL AMOUNT JAN.-JUNE	BUDGET JAN.-JUNE	VARIANCE ON BUDGET	PERFORMANCE
	₦	₦	₦	₦
	A	B	C=A-B	A/B%
OPENING BALANCE (A)	15,675,151,223.46	3,862,846,655.13	11,812,304,568.33	405.79
RECEIPTS			-	
REVENUE FROM NON-EXCHANGE TRANSACTION				
Government Share of FAAC	15,653,024,534.03	16,096,232,321.82	(443,207,787.79)	97.25
Government Share of VAT	5,716,945,968.71	5,400,000,000.00	316,945,968.71	105.87
Other Statutory Revenue & Transfers	2,335,252,040.46	2,063,923,000.00	271,329,040.46	113.15
Tax Revenue	2,833,677,493.95	5,959,686,520.46	(3,126,009,026.51)	47.55
Licences	54,333,494.03	73,832,056.40	(19,498,562.37)	73.59
Fines	102,515,070.13	1,012,797,538.62	(910,282,468.49)	10.12
Aid & Grants	1,771,102,048.79	2,318,750,000.00	(547,647,951.21)	76.38
Other Revenue	69,319,468.45	940,824,500.00	(871,505,031.55)	7.37
SUB TOTAL (B)	28,536,170,118.55	33,866,045,937.30	(5,329,875,818.75)	84.26
		-	-	

	ACTUAL AMOUNT JAN.-JUNE	BUDGET JAN.-JUNE	VARIANCE ON BUDGET	PERFORMANCE
	₦	₦	₦	₦
	A	B	C=A-B	A/B%
REVENUE FROM EXCHANGE TRANSACTION		-	-	
Fees	1,443,828,859.66	2,689,988,493.72	(1,246,159,634.06)	53.67
Sales	71,958,647.54	254,127,699.30	(182,169,051.76)	28.32
Earnings	283,073,688.08	1,081,678,381.92	(798,604,693.84)	26.17
Rent on Government Building	64,000.00	4,130,329.13	(4,066,329.13)	1.55
Rent on Land and Others	4,864,512.50	33,908,113.26	(29,043,600.76)	14.35
Investment Income	-	-	-	
Interest Earned	-	-	-	
Accrued Revenue	(516,160,321.40)			
SUB TOTAL (C)	1,287,629,386.38	4,063,833,017.33	(2,776,203,630.95)	31.69
		-	-	
RECEIPTS FROM LOAN		-	-	
Proceeds from Domestic Loan	-	11,920,466,529.00	(11,920,466,529.00)	-
Proceeds from Foreign Loan	2,389,763,549.98	8,649,242,539.23	(6,259,478,989.25)	27.63
SUB TOTAL (D)	2,389,763,549.98	20,569,709,068.23	(18,179,945,518.25)	11.62
TOTAL RECEIPTS (B+C+D)	32,213,563,054.91	-	32,213,563,054.91	
TOTAL FUND AVAILABLE (A+B+C+D)	47,888,714,278.37	62,362,434,677.98	(14,473,720,399.61)	76.79

	ACTUAL AMOUNT JAN.-JUNE	BUDGET JAN.-JUNE	VARIANCE ON BUDGET	PERFORMANCE
	₦	₦	₦	₦
	A	B	C=A-B	A/B%
PAYMENTS				
Salaries and Wages	7,513,794,850.74	10,099,673,342.64	2,585,878,491.90	74.40
Allowances (Non Regular)	-	-	-	
Social Contributions	27,000,000.00	56,471,270.21	29,471,270.21	47.81
Social Benefits	3,054,135,052.12	3,789,518,923.92	735,383,871.80	80.59
Overhead Cost	6,908,321,164.86	11,806,835,068.20	4,898,513,903.34	58.51
Subvention/Grants/Contributions	6,081,552,134.12	8,245,460,953.98	2,163,908,819.86	73.76
Finacial Cost	74,297,997.13	-	(74,297,997.13)	
Expenditure by Aids & grants	765,982,010.96	-		
Purchase/Construction of Assets	5,865,753,621.58	26,769,046,903.30	20,903,293,281.72	21.91
Public Debt Charges	2,117,391,853.08	200,267,834.22	(1,917,124,018.87)	1,057.28
Foreign Loan Repayments	432,246,015.30	-	(432,246,015.30)	
Domestic Loan Repayments	1,704,018,519.91	1,395,160,381.54	(308,858,138.37)	122.14
TOTAL PAYMENTS	34,544,493,219.80	62,362,434,677.98	27,817,941,458.18	
NET RECEIPTS	13,344,221,058.57	-		

NOTE: The Statement of Comparison of Budget and Actual Amount above is prepared on Cash Basis same in relation to Budget.



OLARIKE. T. OLAYINKA (MRS) FCA.
ACCOUNTANT-GENERAL/PERMANENT SECRETARY
EKITI STATE

NOTE 1: STATUTORY ALLOCATION (FAAC)

MONTH	JANUARY-JUNE 2020			JANUARY-JUNE 2019		
	GROSS RECEIPTS	DEDUCTION AT SOURCE	NET RECEIPTS	GROSS RECEIPTS	DEDUCTION AT SOURCE	NET RECEIPTS
	₦	₦	₦	₦	₦	₦
JANUARY	3,245,393,054.80	766,050,530.52	2,479,342,524.28	3,052,144,712.23	580,507,083.52	2,038,318,678.80
FEBRUARY	2,910,475,907.19	807,163,030.53	2,103,312,876.66	2,784,023,257.58	621,619,583.94	1,966,809,002.78
MARCH	2,570,310,248.67	778,496,414.71	1,791,813,833.96	2,643,587,155.79	623,778,008.43	2,106,157,181.11
APRIL	2,604,485,364.36	778,496,414.71	1,825,988,949.65	2,492,325,224.50	623,778,008.43	1,685,294,674.25
MAY	2,031,122,015.59	820,608,914.71	1,210,513,100.88	2,866,200,081.57	664,890,508.43	2,289,077,289.77
JUNE	2,291,237,943.42	449,551,072.68	1,841,686,870.74	3,208,063,914.33	623,778,008.43	2,239,962,571.06
TOTAL	15,653,024,534.03	4,400,366,377.86	11,252,658,156.17	17,046,344,346.00	3,738,351,201.18	13,307,993,144.82

NOTE 2: VALUE ADDED TAX

MONTH	JANUARY-JUNE 2020			JANUARY-JUNE 2019		
	GROSS RECEIPT	DEDUCTION AT SOURCE	NET RECEIPTS	GROSS RECEIPT	DEDUCTION AT SOURCE	NET RECEIPTS
	₦	₦	₦	₦	₦	₦
JANUARY	1,033,898,020.57	-	1,033,898,020.57	942,584,868.59	-	942,584,868.59
FEBRUARY	938,955,471.69	-	938,955,471.69	974,094,267.95	-	974,094,267.95
MARCH	891,121,781.05	-	891,121,781.05	900,208,733.96	-	900,208,733.96
APRIL	1,076,622,260.19	-	1,076,622,260.19	868,478,783.90	-	868,478,783.90
MAY	840,183,153.49	-	840,183,153.49	915,460,865.53	-	915,460,865.53
JUNE	936,165,281.72	-	936,165,281.72	1,012,812,058.87	-	1,012,812,058.87
TOTAL	5,716,945,968.71	-	5,716,945,968.71	5,613,639,578.80	-	5,613,639,578.80

NOTE 3: OTHER STATUTORY ALLOCATION & TRANSFERS (FAAC)

MONTH	EXCESS CRUDE REFUND	EXCHANGE RATE GAIN	RECOVERY ON PARIS CLUB (NGF) REFUND	ADDITIONAL FAAC RELEASE	RECOVERED EXCESS BANK CHARGES	SOLID MINERALS	SALES FROM GOODS & VALUABLES	DEDUCTION REFUND	TOTAL
	₦	₦	₦	₦	₦	₦			₦
JANUARY	-	6,615,697.80		-	-	-	82,266,272.17	-	88,881,969.97
FEBRUARY	-	5,809,578.67		102,683,456.85	4,152,429.75	-		-	112,645,465.27
MARCH	83,309,437.59	4,192,199.10		-	-	-		-	87,501,636.69
APRIL	-	356,167,549.67	-	-	-	-		328,945,342.03	685,112,891.70
MAY	655,018,136.68	151,027,336.73		-	7,069,673.38	54,855,767.96		328,945,342.03	1,196,916,256.78
JUNE	-	157,806,080.41		-	6,387,739.64	-			164,193,820.05
TOTAL	738,327,574.27	681,618,442.38	-	102,683,456.85	17,609,842.77	54,855,767.96	82,266,272.17	657,890,684.06	2,335,252,040.46

NOTE 4: FACILITIES REPAYMENT; DEDUCTION AT SOURCE (FAAC)

MONTH	FOREIGN LOAN	NUWSR PROJECT	BOND ISSUANCE PROGRAMME 2	RESTRUCTURING OF COMM. BANK LOAN	FG BAIL OUT	CBN BUDGET SUPPORT	EXCESS CRUDE LOAN	TOTAL
	₦	₦	₦	₦	₦	₦	₦	₦
JANUARY	86,493,536.70	-	102,458,000.01	248,153,651.78	86,405,567.03	152,567,179.41	89,972,595.59	766,050,530.52
FEBRUARY	86,493,536.70	41,112,500.01	102,458,000.01	248,153,651.78	86,405,567.03	152,567,179.41	89,972,595.59	807,163,030.53
MARCH	98,939,420.89	-	102,458,000.01	248,153,651.78	86,405,567.03	152,567,179.41	89,972,595.59	778,496,414.71
APRIL	98,939,420.89	-	102,458,000.01	248,153,651.78	86,405,567.03	-	-	535,956,639.71
MAY	98,939,420.89	42,112,500.00	102,458,000.01	248,153,651.78	-	-	-	491,663,572.68
JUNE	98,939,420.89	-	102,458,000.01	248,153,651.78	-	-	-	449,551,072.68
TOTAL	568,744,756.96	83,225,000.01	614,748,000.06	1,488,921,910.68	345,622,268.12	457,701,538.23	269,917,786.77	3,828,881,260.83

NOTE 5A: INTERNALLY GENERATED REVENUE (IGR)

ECONOMIC CODE	DETAILS	ACTUAL	JAN-JUNE 2020 BUDGET	VARIANCE
		₦	₦	₦
12	INDEPENDENT REVENUE			
	TAX REVENUE			
1201	Personal Taxes:			
12010101	Pay AsYou Earn	2,128,598,893.24	-	2,128,598,893.24
12010112	Direct Assessment	93,438,578.00	-	93,438,578.00
12010106	Development Levy	35,162,562.77	-	35,162,562.77
12010106	Ekiti Comm Dev. Levy (TREASURY)		-	-
12010107	Capital Gains Tax	1,728,916.03	-	1,728,916.03
12010110	Withholding Tax	195,740,966.13	-	195,740,966.13
12010114	Tax Audit	373,984,092.68	-	373,984,092.68
12020146	Pool Bettings		-	-
12020487	Stamp Duties	5,023,485.10	-	5,023,485.10
			-	
	TOTAL TAX REVENUE	2,833,677,493.95	-	2,833,677,493.95
1202	NON TAX REVENUE		-	-
120201	Licenses General	54,333,494.03	7,383,205.64	(93,330,618.77)
120204	Fees - General	1,443,828,859.66	268,998,849.37	(3,936,148,127.78)
120205	Fines - General	102,515,070.13	101,279,753.86	(1,923,080,007.11)
120206	Sales - General	71,958,647.54	25,412,769.93	(436,296,751.05)
120207	Earnings - General	283,073,688.08	108,167,838.19	(1,880,283,075.76)
120208	Rent On Government Buildings	64,000.00	413,032.91	(8,196,658.26)
120209	Rent On Lands & Other General	4,864,512.50	3,390,811.33	(62,951,714.02)
120211	Investment Income	-	-	-
120212	Interest Earned	-	-	-
	UNCLEARED REVENUE	(516,160,321.46)		
	TOTAL NON-TAX REVENUE	1,444,477,950.48	515,046,261.23	(8,856,447,274.21)
	TOTAL	4,278,155,444.43	515,046,261.23	(6,022,769,780.26)

NOTE 5B: DETAILS OF NON-TAX REVENUE (IGR)

	ADMIN CODE	MINISTRIES, DEPARTMENTS AND AGENCIES (MDAs)	ACTUAL REVENUE	BUDGET JAN.-JUNE 2020	VARIANCE
			N	N	N
B	NON - TAX REVENUE				
1	LICENCES GENERAL - 120201				-
	021500100100	MINISTRY OF AGRICULTURE AND RURAL DEVELOPMENT	11,545,605.00	2,600,000.00	8,945,605.00
	021510200100	AGRICULTURAL DEVELOPMENT PROGRAMME		21,030.03	(21,030.03)
	021510900100	FORESTRY DEPARTMENT	2,773,000.00	8,325,000.00	(5,552,000.00)
	022000800100	BOARD OF INTERNAL REVENUE SERVICE	15,505,200.03	61,007,136.08	(45,501,936.05)
	023100300100	EKITI STATE ELECTRICITY BOARD	1,000.00	51,764.97	(50,764.97)
	023300100100	EKITI STATE MINERAL RESOURCES DEVELOPMENT AGENCY	-	-	-
	025210300100	RURAL WATER SUPPLY AND SANITATION AGENCY	352,200.00	500,000.00	(147,800.00)
	025300100100	MINISTRY OF LAND, HOUSING AND URBAN DEVELOPMENT	19,272,489.00	500,000.00	18,772,489.00
	051400100100	MINISTRY OF WOMEN AFFAIRS, GENDER EMPOWERMENT & SOCIAL WELFARE - HQTRS	70,000.00	205,000.00	(135,000.00)
	051700100100	MINISTRY OF EDUCATION, SCIENCE AND TECHNOLOGY	4,688,000.00	250,000.00	4,438,000.00
	051701800100	COLLEGE OF EDUCATION - IKERE EKITI		-	-
	051705500300	COOPERATIVE DEPARTMENT AND COOPERATIVE COLLEGE IJERO-EKITI	126,000.00	372,125.33	(246,125.33)
	052100100000	MINISTRY OF HEALTH - HQTRS		-	-
		SUB - TOTAL (LICENCES - GENERAL) 120204	54,333,494.03	73,832,056.40	(19,498,562.37)
				-	-

Report of the Accountant - General of Ekiti State for the year Ended 31st December,2019

2		FEES - GENERAL 120204		-	-
	011101300600	INTEGRATION & INTERGOVERNMENTAL RELATION (P & E)	2,500.00	-	2,500.00
	011111300100	GOVERNMENT HOUSE AND PROTOCOL	-	55,000,000.00	(55,000,000.00)
	011200300100	STATE HOUSE OF ASSEMBLY	60,000.00	-	60,000.00
	011200400100	HOUSE OF ASSEMBLY SERVICE COMMISSION	-	25,000.00	(25,000.00)
	012300100100	MINISTRY OF INFORMATION	-	68,836.86	(68,836.86)
	012300300100	BROADCASTING SERVICE OF EKITI STATE	-	500,000.00	(500,000.00)
	012500100300	GENERAL ADMINISTRATION DEPARTMENT	-	146,143.64	(146,143.64)
	012500500100	OFFICE OF ESTABLISHMENTS AND TRAINING	575,000.00	402,878.68	172,121.33
	014000100100	STATE AUDITOR GENERAL OFFICE	135,000.00	655,653.52	(520,653.52)
	014700100100	CIVIL SERVICE COMMISSION	-	-	-
	014800100100	STATE INDEPENDENT ELECTORAL COMMISSION	-	-	-
	021500100100	MINISTRY OF AGRICULTURE AND RURAL DEVELOPMENT	1,970,000.00	3,700,000.00	(1,730,000.00)
		COLLEGE OF AGRICULTURE AND TECHNOLOGY, ISAN-EKITI	145,000.00	-	145,000.00
	021510200100	AGRICULTURAL DEVELOPMENT PROGRAMME	-	-	-
	021510900100	FORESTRY DEPARTMENT	9,972,937.50	32,589,321.35	(22,616,383.85)
	021511000100	FOUNTAIN AGRIC MARKETING AGENCY	179,450.10	-	179,450.10
	022000100100	MINISTRY OF FINANCE AND ECONOMIC DEVELOPMENT	-	-	-
	022000700100	OFFICE OF THE ACCOUNTANT GENERAL	-	981,902.42	(981,902.42)
	022000800100	BOARD OF INTERNAL REVENUE SERVICE	-	5,719,196.01	(5,719,196.01)

Report of the Accountant - General of Ekiti State for the year Ended 31st December,2019

022000800300	EKITI STATE SIGNAGE AND ADVERTISEMENT AGENCY (IRS)	18,403,583.33	75,311,902.06	(56,908,318.73)
022200100100	MINISTRY OF COMMERCE, INDUSTRIES AND COOPERATIVES	6,525,400.00	4,500,000.00	2,025,400.00
022900100100	MINISTRY OF WORKS AND TRANSPORT - HQTRS	17,394,000.00	17,500,000.00	(106,000.00)
023100300100	EKITI STATE ELECTRICITY BOARD	265,000.00	111,116.18	153,883.83
023300100100	EKITI STATE MINERAL RESOURCES DEVELOPMENT AGENCY	3,500,000.00	25,000,000.00	(21,500,000.00)
023400200100	OFFICE OF SURVEYOR - GENERAL OF THE STATE	4,567,150.00	5,217,947.91	(650,797.91)
023800500100	MILLENNIUM DEVELOPMENT GOALS (MDGS) OFFICE	-	6,164,604.46	(6,164,604.46)
025210200100	EKITI STATE WATER CORPORATION	60,000.00	798,260.79	(738,260.79)
025210300100	RURAL WATER SUPPLY AND SANITATION AGENCY	-	500,000.00	(500,000.00)
025300100100	MINISTRY OF LAND, HOUSING AND URBAN DEVELOPMENT	36,080,191.18	747,250,000.00	(711,169,808.82)
025301000100	STATE HOUSING CORPORATION	2,823,540.00	21,500,342.41	(18,676,802.41)
025305600100	URBAN RENEWAL AGENCY	-	570,125.71	(570,125.71)
026100100100	MINISTRY OF PUBLIC UTILITIES	2,160,000.00	1,582,546.87	577,453.13
031800100100	EKITI STATE JUDICIARY	5,246,735.00	5,763,064.62	(516,329.62)
031801100100	STATE JUDICIAL SERVICE COMMISSION	268,860.00	181,562.33	87,297.68
032600100100	MINISTRY OF JUSTICE	15,700.00	400,000.00	(384,300.00)
050050010010	MINISTRY FOR LOCAL GOVERNMENT AND COMMUNITY DEVELOPMENT		648,130.18	(648,130.18)
051400100100	MINISTRY OF WOMEN AFFAIRS, GENDER EMPOWERMENT & SOCIAL WELFARE - HQTRS	980,100.00	858,750.22	121,349.79
051700100100	MINISTRY OF EDUCATION, SCIENCE AND TECHNOLOGY	1,953,800.00	9,348,761.34	(7,394,961.34)
051700800100	EKITI STATE LIBRARY BOARD	30,750.00	2,632,751.94	(2,602,001.94)

Report of the Accountant - General of Ekiti State for the year Ended 31st December,2019

	051701300100	STATE UNIVERSAL BASIC EDUCATION BOARD	15,000,000.00	44,157.41	14,955,842.60
	051701800100	COLLEGE OF EDUCATION - IKERE EKITI	253,975,157.00	265,000,000.00	(11,024,843.00)
	051702100100	EKITI STATE UNIVERSITY	945,762,771.00	1,151,826,959.75	(206,064,188.75)
	051705500100	BOARD FOR TECHNICAL AND VOCATIONAL EDUCATION	781,255.00	40,000.00	741,255.00
	051705500200	AGENCY FOR ADULT AND NON-FORMAL EDUCATION	-	90,000.00	(90,000.00)
	052100100000	MINISTRY OF HEALTH - HQTRS	-	-	-
	052102600100	EKITI STATE UNIVERSITY TEACHING HOSPITAL	-	65,173,958.99	(65,173,958.99)
	052110200100	HOSPITAL MANAGEMENT BOARD	8,963,777.05	100,000,000.00	(91,036,222.95)
	052110600100	COLLEGE OF HEALTH TECHNOLOGY	105,396,202.50	70,871,108.42	34,525,094.08
	053500100100	MINISTRY OF ENVIRONMENT	-	-	-
	053501600100	STATE ENVIRONMENTAL PROTECTION AGENCY	580,000.00	4,313,509.72	(3,733,509.72)
	053505300100	EKITI STATE WASTE MANAGEMENT BOARD	-	6,000,000.00	(6,000,000.00)
	053905100100	EKITI STATE SPORT COUNCIL	55,000.00	1,000,000.00	(945,000.00)
		SUB - TOTAL FEES - GENERAL 120204	1,443,828,859.66	2,689,988,493.72	(1,246,159,634.06)
				-	-
3		FINES - GENERAL 120205		-	-
	012300100100	MINISTRY OF INFORMATION	-	16,045.71	(16,045.71)
	012301300100	GOVERNMENT PRINTING PRESS	2,000.00	331,199.99	(329,199.99)
	012500500100	OFFICE OF ESTABLISHMENTS AND TRAINING	-	75,000.00	(75,000.00)
	014000200100	OFFICE OF THE AUDITOR GENERAL FOR LOCAL GOVERNMENT	-	-	-

Report of the Accountant - General of Ekiti State for the year Ended 31st December,2019

014700100100	CIVIL SERVICE COMMISSION	72,250.00	1,055,188.57	(982,938.57)
014800100100	STATE INDEPENDENT ELECTORAL COMMISSION	-	-	-
021500100100	MINISTRY OF AGRICULTURE AND RURAL DEVELOPMENT	5,277,150.00	9,710,305.39	(4,433,155.39)
021510200100	AGRICULTURAL DEVELOPMENT PROGRAMME	-	-	-
021510900100	FORESTRY DEPARTMENT	495,000.00	2,000,000.00	(1,505,000.00)
022000100100	MINISTRY OF FINANCE AND ECONOMIC DEVELOPMENT	-	11,957.21	(11,957.21)
022000800100	BOARD OF INTERNAL REVENUE SERVICE	-	-	-
022200100100	MINISTRY OF COMMERCE, INDUSTRIES AND COOPERATIVES	-	-	-
022200100100	MINISTRY OF COMMERCE, INDUSTRIES AND COOPERATIVES	-	1,718,650.33	(1,718,650.33)
022900100100	MINISTRY OF WORKS AND TRANSPORT - HQTRS	775,000.00	7,500,000.00	(6,725,000.00)
022905500100	EKITI STATE TRAFFIC MANAGEMENT AGENCY	4,253,400.00	4,978,813.28	(725,413.28)
023100300100	EKITI STATE ELECTRICITY BOARD	-	24,116.29	(24,116.29)
023400200100	OFFICE OF SURVEYOR - GENERAL OF THE STATE	1,588,869.00	2,250,000.00	(661,131.00)
025300100100	MINISTRY OF LAND, HOUSING AND URBAN DEVELOPMENT	10,853,270.00	167,737,911.05	(156,884,641.05)
025301000100	STATE HOUSING CORPORATION	-	-	-
026100100100	MINISTRY OF PUBLIC UTILITIES	-	500,000.00	(500,000.00)
031800100100	EKITI STATE JUDICIARY	1,958,150.00	1,000,000.00	958,150.00
032600100100	MINISTRY OF JUSTICE	36,997,963.13	32,175,588.01	4,822,375.12
050500200100	CHIEFTAINCY AFFAIRS	2,670,000.00	778,879.18	1,891,120.83
051305100101	MINISTRY OF YOUTH AND SPORT DEVELOPMENT	5,000.00	378,644.89	(373,644.89)

Report of the Accountant - General of Ekiti State for the year Ended 31st December,2019

	051400100100	MINISTRY OF WOMEN AFFAIRS, GENDER EMPOWERMENT &SOCIAL WELFARE - HQTRS	67,000.00	185,000.00	(118,000.00)
	051700100100	MINISTRY OF EDUCATION, SCIENCE AND TECHNOLOGY	19,732,900.00	23,712,854.63	(3,979,954.63)
	051700300100	STATE UNIVERSAL BASIC EDUCATION BOARD	80,000.00	788,002.32	(708,002.32)
	051700800100	EKITI STATE LIBRARY BOARD	-	5,000.00	(5,000.00)
	051701800100	COLLEGE OF EDUCATION - IKERE EKITI	-	69,366,486.37	(69,366,486.37)
	051702100100	EKITI STATE UNIVERSITY	14,204,760.00	610,854,078.75	(596,649,318.75)
	051705500100	BOARD FOR TECHNICAL AND VOCATIONAL EDUCATION	40,000.00	12,964.84	27,035.17
	051705500200	AGENCY FOR ADULT AND NON-FORMAL EDUCATION	-	25,000.00	(25,000.00)
	052100100000	MINISTRY OF HEALTH - HQTRS	925,000.00	1,488,826.10	(563,826.10)
	052110200100	HOSPITAL MANAGEMENT BOARD	1,617,858.00	18,500,000.00	(16,882,142.00)
	052110600100	COLLEGE OF HEALTH TECHNOLOGY	-	8,500,000.00	(8,500,000.00)
	053500100100	MINISTRY OF ENVIRONMENT	693,500.00	2,977,809.53	(2,284,309.53)
	053501600100	STATE ENVIRONMENTAL PROTECTION AGENCY	-	-	-
	053505300100	EKITI STATE WASTE MANAGEMENT BOARD	206,000.00	44,139,216.25	(43,933,216.25)
	053905300100	EKITI SPORT COUNCIL	-	-	-
		SUB - TOTAL FINES - GENERAL 120205	102,515,070.13	1,012,797,538.62	(910,282,468.49)
				-	-
4		SALES - GENERAL 120206		-	-
	011101700100	CABINET AND SPECIAL SERVICES DEPARMENT	-	-	-
	011103500100	EKITI STATE PENSION COMMISSION	-	-	-

Report of the Accountant - General of Ekiti State for the year Ended 31st December,2019

011103500101	PENSION TRANSITION ARRANGEMENT DEPARTMENT	833,800.00	1,000,000.00	(166,200.00)
011103700100	MUSLIM PILGRIM WELFARE BOARD	-	411,859.35	(411,859.35)
011103800100	CHRISTIAN PILGRIM WELFARE BOARD	6,000.00	132,857.86	(126,857.86)
011200300100	STATE HOUSE OF ASSEMBLY	-	1,275,435.41	(1,275,435.41)
011200400100	HOUSE OF ASSEMBLY SERVICE COMMISSION	88,000.00	14,857.36	73,142.65
012300100100	MINISTRY OF INFORMATION	-	80,700.70	(80,700.70)
012300300100	BROADCASTING SERVICE OF EKITI STATE	-	22,528,582.37	(22,528,582.37)
012301300100	GOVERNMENT PRINTING PRESS	-	39,378.59	(39,378.59)
012500100300	GENERAL ADMINISTRATION DEPARTMENT	-	-	-
012500500100	OFFICE OF ESTABLISHMENTS AND TRAINING	620,000.00	150,240.05	469,759.96
014700100100	CIVIL SERVICE COMMISSION	7,945,750.00	50,000.00	7,895,750.00
021500100100	MINISTRY OF AGRICULTURE AND RURAL DEVELOPMENT	300,000.00	900,000.00	(600,000.00)
021500100300	DIRECTORATE OF FARM SETTLEMENT AND PEASANT FARMER DEVELOPMENT	663,850.00	-	663,850.00
021502100200	SCHOOL AGRICULTURE AND ENTERPRISE	25,000.00	3,500.00	21,500.00
021510200100	AGRICULTURAL DEVELOPMENT PROGRAMME	-	-	-
021510900100	FORESTRY DEPARTMENT	30,000.00	2,475,000.00	(2,445,000.00)
021511000100	FOUNTAIN AGRIC MARKETING AGENCY	134,469.05	288,424.30	(153,955.25)
022000700100	OFFICE OF THE ACCOUNTANT GENERAL	-	250,000.00	(250,000.00)
022000800100	BOARD OF INTERNAL REVENUE SERVICE	-	7,750,713.61	(7,750,713.61)
022200100100	MINISTRY OF COMMERCE, INDUSTRIES AND COOPERATIVES	-	1,500,000.00	(1,500,000.00)

Report of the Accountant - General of Ekiti State for the year Ended 31st December,2019

	022200400100	MULTI- PURPOSE CREDIT AGENCY	489,000.00	171,037.71	317,962.29
	022700600100	BUREAU OF PRODUCTIVITY AND EMPOWERMENT	-	-	-
	023100300100	EKITI STATE ELECTRICITY BOARD	-	-	-
	023600400200	BUREAU OF TOURISM, ART AND CULTURE	-	1,500.00	(1,500.00)
	025210200100	EKITI STATE WATER CORPORATION	121,000.00	508,394.07	(387,394.07)
	025300100100	MINISTRY OF LAND, HOUSING AND URBAN DEVELOPMENT	7,653,370.00	157,000,000.00	(149,346,630.00)
	025301000100	STATE HOUSING CORPORATION	28,000.00	46,401,292.03	(46,373,292.03)
	031801100100	STATE JUDICIAL SERVICE COMMISSION	177,900.00	52,500.00	125,400.00
	032600100100	MINISTRY OF JUSTICE	2,000.00	3,250,000.00	(3,248,000.00)
	051700300100	STATE UNIVERSAL BASIC EDUCATION BOARD	14,000.00	-	14,000.00
	051701800100	COLLEGE OF EDUCATION - IKERE EKITI	-	-	-
	051705400100	051705400100 STATE TEACHING SERVICE COMMISSION	4,961,211.00	5,629.44	4,955,581.56
	051705500100	BOARD FOR TECHNICAL AND VOCATIONAL EDUCATION	-	25,000.00	(25,000.00)
	051705500200	AGENCY FOR ADULT AND NON-FORMAL EDUCATION	-	60,704.52	(60,704.52)
	051705500300	COOPERATIVE DEPARTMENT AND COOPERATIVE COLLEGE IJERO-EKITI	210,000.00	150,000.00	60,000.00
	052100100000	MINISTRY OF HEALTH - HQTRS	-	50,000.00	(50,000.00)
	052110200100	HOSPITAL MANAGEMENT BOARD	46,965,138.95	1,577,291.12	45,387,847.84
	052110600100	COLLEGE OF HEALTH TECHNOLOGY	-	5,450,000.00	(5,450,000.00)
	052111300100	CENTRAL MEDICAL STORE	690,158.54	572,800.85	117,357.69
		SUB - TOTAL SALES - GENERAL 120206	71,958,647.54	254,127,699.30	(182,169,051.76)

				-	-
5		EARNINGS - GENERAL 120207		-	-
	011101700100	CABINET AND SPECIAL SERVICES DEPARMENT	113,950.00	44,736.56	69,213.44
	011102100100	EKITI STATE LIAISON OFFICE -LAGOS	62,250.00	570,125.71	(507,875.71)
	011102100200	EKITI STATE LIAISON OFFICE -ABUJA	268,600.00	486,791.18	(218,191.18)
	012500100300	GENERAL ADMINISTRATION DEPARTMENT	-	-	-
	021500100100	MINISTRY OF AGRICULTURE AND RURAL DEVELOPMENT	125,000.00	250,000.00	(125,000.00)
	021502100200	SCHOOL AGRICULTURE AND ENTERPRISE	-	1,150.03	(1,150.03)
	021510200100	AGRICULTURAL DEVELOPMENT PROGRAMME	-	510,401.40	(510,401.40)
	021510900100	FORESTRY DEPARTMENT	895,787.00	7,000,000.00	(6,104,213.00)
	022000700100	OFFICE OF THE ACCOUNTANT GENERAL	-	169,741,380.74	(169,741,380.74)
	022200100100	MINISTRY OF COMMERCE, INDUSTRIES AND COOPERATIVES	18,000.00	2,282,491.52	(2,264,491.52)
	022200100500	EKITI STATE INVESTMENT PROMOTION AGENCY			
	022905500100	EKITI STATE TRAFFIC MANAGEMENT AGENCY	-	400,000,000.00	(400,000,000.00)
	023300100100	EKITI STATE MINERAL RESOURCES DEVELOPMENT AGENCY	-	1,500,000.00	(1,500,000.00)
	023400200100	OFFICE OF SURVEYOR - GENERAL OF THE STATE	44,700.00	-	44,700.00
	023600100101	TOURISM DEVELOPMENT AGENCY	110,000.00	741,163.42	(631,163.42)
	023600400200	BUREAU OF TOURISM, ART AND CULTURE	-	188,794.41	(188,794.41)
	025210200100	EKITI STATE WATER CORPORATION	4,371,158.00	4,314,511.22	56,646.79
	025210300100	RURAL WATER SUPPLY AND SANITATION AGENCY	-	710,377.13	(710,377.13)

Report of the Accountant - General of Ekiti State for the year Ended 31st December,2019

	025300100100	MINISTRY OF LAND, HOUSING AND URBAN DEVELOPMENT	5,649,026.86	10,000,000.00	(4,350,973.14)
	025301000100	STATE HOUSING CORPORATION	631,730.60	2,000,000.00	(1,368,269.40)
	032600100100	MINISTRY OF JUSTICE	-	-	-
	051400100100	MINISTRY OF WOMEN AFFAIRS, GENDER EMPOWERMENT & SOCIAL WELFARE - HQTRS	26,000.00	125,000.00	(99,000.00)
	051701800100	COLLEGE OF EDUCATION - IKERE EKITI	-	-	-
	051705500100	BOARD FOR TECHNICAL AND VOCATIONAL EDUCATION	-	25,000.00	(25,000.00)
	051705600200	EDUCATION TRUST FUND	93,790,194.98	197,128,061.87	(103,337,866.89)
	052102600100	EKITI STATE UNIVERSITY TEACHING HOSPITAL	176,967,290.64	283,683,396.76	(106,716,106.12)
		SUB - TOTAL EARNINGS - GENERAL 120207	283,073,688.08	1,081,303,381.92	(798,229,693.84)
				-	-
6		RENT ON GOVERNMENT BUILDINGS 120208		-	-
	012500100300	GENERAL ADMINISTRATION DEPARTMENT	-	-	-
	021500100100	MINISTRY OF AGRICULTURE AND RURAL DEVELOPMENT	-	-	-
	021511000100	FOUNTAIN AGRIC MARKETING AGENCY	-	288,424.30	(288,424.30)
	022000700100 O	OFFICE OF THE ACCOUNTANT GENERAL	-	3,741,904.84	(3,741,904.84)
	023600400200	BUREAU OF TOURISM, ART AND CULTURE	64,000.00	100,000.00	(36,000.00)
		SUB - TOTAL RENT ON GOVERNMENT BUILDINGS 120208	64,000.00	4,130,329.13	(4,066,329.13)
				-	-
7		RENT ON LANDS & OTHER GENERAL 120209		-	-
	021500100100	MINISTRY OF AGRICULTURE AND RURAL DEVELOPMENT	20,000.00	300,000.00	(280,000.00)

Report of the Accountant - General of Ekiti State for the year Ended 31st December,2019

	021500100300	DIRECTORATE OF FARM SETTLEMENT AND PEASANT FARMER DEVELOPMENT	990,000.00	1,868,081.08	(878,081.08)
	023400400100	EKITI STATE ROAD MAINTENANCE AGENCY (EKROMA)(PUBLIC WORKS CORPORATION)	200,000.00	500,000.00	(300,000.00)
	025300100100	MINISTRY OF LAND, HOUSING AND URBAN DEVELOPMENT	50,000.00	1,000,000.00	(950,000.00)
	025301000100	STATE HOUSING CORPORATION	3,604,512.50	30,240,032.18	(26,635,519.68)
	051701800100	COLLEGE OF EDUCATION - IKERE EKITI	-	-	-
		SUB TOTAL RENT ON LANDS & OTHER GENERAL 120209	4,864,512.50	33,908,113.26	(29,043,600.76)
				-	-
8		INVESTMENT INCOME 120211		-	-
	011103500100	EKITI STATE PENSION COMMISSION	-	-	-
	022000700100	OFFICE OF THE ACCOUNTANT GENERAL	-	-	-
		SUB - TOTAL INVESTMENT INCOME 120211	-	-	-
				-	-
9		INTEREST EARNED 120212		-	-
	022000700100	OFFICE OF THE ACCOUNTANT GENERAL	-	-	-
		SUB - TOTAL INTERST EARNED	-	-	-
		(B) TOTAL NON TAX REVENUE	1,960,638,271.94	5,150,087,612.35	(3,189,449,340.41)

ACCRUED REVENUE AS AT 30TH JUNE 2020

516,160,321.46

ACTUAL REVENUE AS AT 30TH JUNE 2020

1,444,477,950.48

NOTE 6: AIDS AND GRANTS

		JANUARY-JUNE, 2020		
S/NO	MDAs/DONORS	ACTUAL	BUDGET JAN-JUNE 2020	VARIANCE
		₦	₦	₦
1	MINISTRY OF HEALTH (UNICEF)	28,203,000.00	-	
2	PRIMARY HEALTH CARE DEVELOPMENT AGENCY (UNICEF)	16,125,150.00	-	
3	MDGs-CGS TO STATE TRACK (FEDERAL GOVERNMENT)	15,232,034.78		
4	SFTAS	1,008,000,000.00	2,318,750,000.00	
5	COVID & OTHER DONATIONS	703,541,864.01		
	TOTAL	1,771,102,048.79	2,318,750,000.00	(547,647,951.21)

NOTE 7: OTHER REVENUE

		JANUARY-JUNE, 2020		
S/NO	DETAILS	ACTUAL	BUDGET JAN-JUNE 2020	VARIANCE
		₦	₦	₦
	OTHER REVENUE:			
1	REFUND BY MDAs AND OTHERS	30,220,638.52	-	
2	TSA SWEEPING & OTHER REFUNDS	39,098,829.93	940,824,500.00	
	TOTAL	69,319,468.45	940,824,500.00	(871,505,031.55)

NOTE 8: PROJECTS FINANCED BY AIDS AND GRANTS

S/NO	MDAs/DONORS	JANUARY-JUNE, 2020		VARIANCE
		ACTUAL	BUDGET JAN- JUNE 2020	
		₦	₦	
1	MINISTRY OF HEALTH (UNICEF& OTHERS)	86,768,575.19	-	(86,768,575.19)
2	PRIMARY HEALTH CARE DEVELOPMENT AGENCY (UNICEF)	79,681,961.50	-	(79,681,961.50)
3	SDGs-CGS TO STATE TRACK (FEDERAL GOVERNMENT)	230,412,894.27		(230,412,894.27)
4	COVID-19 PROJECT FINANCE	369,118,580.00		
	TOTAL	765,982,010.96	-	(765,982,010.96)

NOTE 9: PERSONEL ANALYSIS

MONTH	CIVIL SERVANTS		SECONADARY SCHOOLS TEACHERS		POLITICAL APPOINTEES		TOTAL	
	NUMBER	AMOUNT (N)	NUMBER	AMOUNT (N)	NUMBER	AMOUNT (N)	NUMBER	AMOUNT (N)
JANUARY	10364	698,067,125.84	8827	655,512,659.35	328	106,768,431.56	19519	1,460,348,216.75
FEBRUARY	10326	692,208,414.81	8777	650,588,334.33	336	108,429,230.77	19439	1,451,225,979.91
MARCH	10303	690,986,997.87	8766	649,317,823.82	333	109,610,970.34	19402	1,449,915,792.03
APRIL	10267	686,080,407.89	8723	644,911,818.45	332	107,567,836.32	19322	1,438,560,062.66
MAY	10233	688,587,623.71	8704	642,101,785.21	342	108,511,960.23	19279	1,439,201,369.15
JUNE	10199	678,749,556.83	8673	639,548,890.54	345	108,168,928.32	19217	1,426,467,375.69
TOTAL	61692	4,134,680,126.95	52470	3,881,981,311.70	2016	649,057,357.54	116178	8,665,718,796.19

NOTE 10: SALARIES AND WAGES

S/NO	ADMIN CODE	MINISTRIES/DEPARTMENTS/AGENCIES	ACTUAL JAN-JUNE 2020	BUDGET JAN-JUNE 2020	VARIANCE
			₦	₦	₦
		ADMINISTRATIVE SECTOR			
1	11100100100	GOVERNOR OFFICE (GAD)	68,723,344.08	70,033,823.12	1,310,479.04
2	011100100200	OFFICE OF THE DEPUTY GOVERNOR	21,780,395.31	23,910,175.81	2,129,780.50
3	011100300100	EKITI STATE BOUNDARY COMMISSION	4,621,639.68	5,575,028.16	953,388.48
4	011100800100	STATE EMERGENCY MANAGEMENT AGENCY	6,543,941.51	7,524,533.94	980,592.43
5	011101300200	POLITICAL AND ECONOMIC AFFAIRS DEPARTMENT.	19,722,050.68	20,251,826.13	529,775.45
6	011101300200	POLITICAL APPOINTEES (P&E)	649,057,357.54	603,378,007.18	(45,679,350.36)
7	011102100100	EKITI STATE LIAISON OFFICE -LAGOS	6,172,881.38	5,964,778.45	(208,102.94)
8	011102100200	EKITI STATE LIAISON OFFICE -ABUJA	5,665,771.86	6,929,062.92	1,263,291.06
9	011103700100	MUSLIM PILGRIM WELFARE BOARD	3,756,182.76	5,024,903.29	1,268,720.53
10	011103800100	CHRISTIAN PILGRIM WELFARE BOARD	6,571,881.88	8,649,098.35	2,077,216.47
11	011104400100	MINISTRY OF SPECIAL DUTIES		-	-
12	011111300100	GOVERNMENT HOUSE AND PROTOCOL	75,047,636.70	80,477,967.03	5,430,330.33
13	011111300500	CABINET DEPARTMENT GOV. OFFICE	17,791,895.42	18,879,689.54	1,087,794.12
14	011113200100	INTEGRATION & INTER-GOVERNMENTAL AFFAIRS	1,062,298.10	1,978,960.87	916,662.77
15	011200300100	HOUSE OF ASSEMBLY	253,530,116.99	330,009,964.29	76,479,847.30
16	012300100100	MINISTRY OF INFORMATION, YOUTH AND SPORTS DEVELOPMENT	46,337,457.78	55,318,200.20	8,980,742.42
17	012300100100	MINISTRY OF YOUTH & SPORT	-	633,464.22	633,464.22
18	012300300100	BROADCASTING SERVICE OF EKITI STATE	85,991,779.52	95,400,805.69	9,409,026.17
19	012500500100	OFFICE OF ESTABLISHMENT AND TRAINING	43,584,449.14	45,002,655.23	1,418,206.09
20	014000100100	STATE AUDITOR GENERAL OFFICE	38,581,650.14	45,322,438.67	6,740,788.53
21	014000100100	AUDITOR GENERAL FOR LOCAL GOVT.	16,651,881.55	20,080,481.13	3,428,599.58
22	014700100100	CIVIL SERVICE COMMISSION	25,945,374.03	22,695,927.78	(3,249,446.26)
23	014700300100	EKITI STATE LOCAL GOVERNMENT SERVICE COMMISSION		767,494.99	767,494.99
24	014800100100	STATE INDEPENDENT ELECTORAL COMMISSION	35,265,698.84		

S/NO	ADMIN CODE	MINISTRIES/DEPARTMENTS/AGENCIES	ACTUAL JAN-JUNE 2020	BUDGET JAN-JUNE 2020	VARIANCE
			₦	₦	₦
		TOTAL ADMINISTRATIVE SECTOR	1,432,405,684.89	1,473,809,286.92	76,669,300.87
		ECONOMIC SECTOR		-	
25	021500100100	MINISTRY OF AGRICULTURE AND RURAL DEVELOPMENT	204,207,027.71	228,595,459.37	24,388,431.66
26	021502100200	SCHOOL AGRICULTURE AND ENTERPRISE	4,361,985.54	4,917,831.40	555,845.86
27	021510200100	AGRICULTURAL DEVELOPMENT PROJECT	72,173,533.46	75,392,034.44	3,218,500.98
28	021511000100	FOUNTAIN AGRIC MARKETING AGENCY	10,745,033.18	13,575,002.37	2,829,969.19
29	022000100100	MINISTRY OF FINANCE AND ECONOMIC DEVELOPMENT	44,251,686.90	65,432,904.63	21,181,217.73
30	022000700100	OFFICE OF THE ACCOUNTANT-GENERAL	70,499,959.09	52,929,266.84	(17,570,692.25)
31	022000800100	INTERNAL REVENUE SERVICE	82,106,926.49	95,131,388.99	13,024,462.50
32	022000800300	EKITI STATE SIGNAGE AND ADVERTISEMENT (IRS)	205,020.00	207,947.26	2,927.26
33	022200100100	MINISTRY OF COMMERCE, INDUSTRIES AND COOPERATIVES	81,287,641.32	90,252,672.73	8,965,031.41
34	022200100600	MULTI PURPOSE CREDIT AGENCY	15,353,020.43	21,719,964.80	6,366,944.37
35	022700500100	JOB CREATION AND EMPLOYMENT AGENCY	4,632,624.12	5,778,636.39	1,146,012.27
36	023100300100	EKITI STATE ELECTRICITY BOARD	33,457,122.54	35,263,915.24	1,806,792.70
37	023400100100	MINISTRY OF WORKS AND TRANSPORT	140,131,189.51	174,293,489.72	34,162,300.21
38	023400200100	OFFICE OF SURVEYOR -GENERAL OF THE STATE	14,778,934.11	15,189,834.33	410,900.22
39	023400400100	EKITI STATE ROAD MAINTENMENT AGENCY (EKROMA)(PUBLIC WORKS CORPORATION)	9,446,797.50	11,105,789.87	1,658,992.37
40	023600400200	BUREAU OF TOURISM ART AND CULTURE	26,595,375.00	36,031,811.97	9,436,436.97
41		TOURISM BOARD	5,711,733.56	-	
42	023800100100	MINISTRY OF BUDGET AND ECONOMIC PLANNING	36,218,754.80	37,837,094.06	1,618,339.26
43	023800400100	BUREAU OF STATISTICS	13,416,102.60	15,022,860.88	1,606,758.28
44	025210200100	EKITI STATE WATER CORPORATION	153,333,879.29	150,197,045.71	(3,136,833.58)
45	025210300100	RURAL WATER SUPPLY AND SANITATION AGENCY	15,827,747.85	16,017,952.10	190,204.25
46	025300100100	MINISTRY OF LAND, HOUSING AND URBAN DEVELOPMENT	41,541,788.13	46,041,545.10	4,499,756.97
47	025301000100	STATE HOUSING CORPORATION	39,710,207.66	50,223,182.91	10,512,975.25
48	025305600100	URBAN RENEWAL AGENCY	5,187,556.24	5,298,579.38	111,023.14
49		MINISTRY OF INFRASTRUCTURE DEVELOPMENT	1,886,906.32	-	

S/NO	ADMIN CODE	MINISTRIES/DEPARTMENTS/AGENCIES	ACTUAL JAN-JUNE 2020	BUDGET JAN-JUNE 2020	VARIANCE
			₦	₦	₦
50	026100100100	MINISTRY OF PUBLIC UTILITIES	29,310,681.52	33,679,847.47	4,369,165.95
51		PENCOM	15,419,758.94	4,594,254.07	(10,825,504.87)
52	022200100500	EKITI STATE INVESTMENT PROMOTION AGENCY		80,000,000.00	
		TOTAL ECONOMICS SECTOR	1,171,798,993.81	1,364,730,311.98	120,529,958.05
		LAW AND JUSTICE SECTOR		-	
53	032600100100	MINISTRY OF JUSTICE	84,444,969.05	95,417,554.43	10,972,585.38
		TOTAL LAW AND JUSTICE SECTOR	84,444,969.05	95,417,554.43	10,972,585.38
		REGIONAL SECTOR		-	
		TOTAL REGIONAL SECTOR		-	
		SOCIAL SECTOR		-	
54	051400100100	MINISTRY OF WOMEN AFFAIRS, GENDER EMPOWERMENT & SOCIAL WELFARE	41,809,014.61	41,432,823.98	(376,190.63)
55	051700100100	MINISTRY OF EDUCATION, SCIENCE AND TECHNOLOGY	237,293,707.42	250,122,788.90	12,829,081.48
56	051700300100	STATE UNIVERSAL BASIC EDUCATION BOARD	157,775,773.95	180,227,419.77	22,451,645.82
57	051700800100	EKITI STATE LIBRARY BOARD	6,076,012.38	6,910,623.60	834,611.22
58	051702600000	NON-TEACHING STAFF (TSC) HQ	61,000,295.97	82,852,639.52	21,852,343.55
59	051705400100	STATE TEACHING SERVICE COMMISSION (SECONDARY SCHOOL TEACHERS)	3,881,981,311.70	4,332,080,338.01	450,099,026.31
60	051705500100	BOARD FOR TECHNICAL AND VOCATIONAL EDUCATION	38,376,166.87	42,764,551.50	4,388,384.63
61	051705500200	AGENCY FOR ADULT AND NON-FORMAL EDUCATION	20,460,506.43	22,413,085.87	1,952,579.44
62	051705600100	STATE SCHOLARSHIP BOARD	4,476,818.20	7,806,899.90	3,330,081.70
63	051705600200	EDUCATION TRUST(ENDOWMENT) FUND	7,632,892.44	7,051,501.22	(581,391.23)
64	052100100100	MINISTRY OF HEALTH	149,642,153.50	155,003,983.77	5,361,830.26
65	052100300100	PRIMARY HEALTHCARE DEVELOPMENT AGENCY	32,178,751.36	10,706,353.59	(21,472,397.77)
66	052110200100	HOSPITAL MANAGEMENT BOARD	1,182,872,063.05	1,363,438,961.67	180,566,898.62
67	052111300100	CENTRAL MEDICAL STORE	9,626,304.61	12,176,330.48	2,550,025.87
68	053500100100	MINISTRY OF ENVIRONMENT	67,602,219.69	77,725,401.20	10,123,181.51
69	053501600100	STATE ENVIRONMENTAL PROTECTION AGENCY	7,750,691.71	7,035,051.70	(715,640.02)
70	053505300100	EKITI STATE WASTE MANAGEMENT BOARD	11,659,174.50	12,073,788.08	414,613.57

S/NO	ADMIN CODE	MINISTRIES/DEPARTMENTS/AGENCIES	ACTUAL JAN-JUNE 2020	BUDGET JAN-JUNE 2020	VARIANCE
			₦	₦	₦
71	053905100100	EKITI STATE SPORT COUNCIL	27,729,316.30	30,292,657.42	2,563,341.12
72	0505100100100	MINISTRY FOR LOCAL GOVERNMENT, COMMUNITY DEVELOPMENT AND CHIEFTANCY AFFAIRS-STATE	31,125,973.75	32,662,235.69	1,536,261.94
		TOTAL SOCIAL SECTOR	5,977,069,148.44	6,674,777,435.80	697,708,287.36
				-	
		PERSONEL COST SUMMARY		-	
		ADMINISTRATION SECTOR	1,432,405,684.89	1,514,835,708.39	82,430,023.49
		ECONOMIC SECTOR	1,171,798,993.81	1,364,730,311.98	192,931,318.17
		LAW AND JUSTICE SECTOR	84,444,969.05	95,417,554.43	10,972,585.38
		REGIONAL SECTOR	-	-	-
		SOCIAL SECTOR	5,977,069,148.44	6,674,777,435.80	697,708,287.36
		TOTAL (A)	8,665,718,796.19	9,649,761,010.59	984,042,214.40
				-	
		CORPERS ALLOWANCE	13,280,192.23	17,380,646.83	4,100,454.60
		REPATRIATION	3,565,944.30	3,965,031.73	399,087.43
		LOCUM/INTERN	12,695,171.34	4,855,901.03	(7,839,270.31)

S/NO	ADMIN CODE	MINISTRIES/DEPARTMENTS/AGENCIES	ACTUAL JAN-JUNE 2020	BUDGET JAN-JUNE 2020	VARIANCE
			₦	₦	₦
		LEAVE BONUS		200,000,000.00	200,000,000.00
		STATE HEALTH INSURANCE SCHEME (SHIS)		-	-
		CHRISTMAS BONUS		-	-
		TOTAL (B)	29,541,307.87	226,201,579.59	196,660,271.72
				-	
		GRAND TOTAL (A+B)	8,695,260,104.06	9,875,962,590.18	1,180,702,486.12

NOTE 10B: RURAL AND CORE SUBJECT ALLOWANCE FOR TEACHERS

S/NO	ADMIN CODE	MINISTRIES/DEPARTMENTS/AGENCIES	2020	2020	VARIANCE
1	051700100100	SEPIP (MINISTRY OF EDUCATION)	-	3,226,070.51	3,226,070.51
2	051700300100	SEPIP (SUBEB)	-	53,521,907.19	53,521,907.19
3	051705400100	SEPIP (TSC)	-	166,317,560.67	166,317,560.67
4	051705500100	SEPIP (BTVE)	-	645,214.10	645,214.10
		TOTAL	-	223,710,752.46	223,710,752.46

NOTE 10C: SOCIAL CONTRIBUTIONS

S/NO	ADMIN CODE	MINISTRIES/DEPARTMENTS/AGENCIES	2020	2020	VARIANCE
1	210202	5% CONTRIBUTION TO REDEEMABLE RETIREMENT FUND ACCOUNT	-	-	-
2		ACTUARIAL VALUATION		-	-
3	210202	10% CONTRIBUTION TO RETIREMENT SAVINGS FUND ACCOUNT	54,000,000.00	-	(54,000,000.00)
		TOTAL	54,000,000.00	-	(54,000,000.00)



NOTE 11: SOCIAL BENEFITS

		JANUARY - JUNE, 2020	BUDGET JAN-JUNE	
CODE	DETAILS	ACTUAL	2020	VARIANCE
		₦	₦	₦
210301	PENSION	2,845,608,277.75	2,850,733,236.37	5,124,958.62
210301	GRATUITY	1,055,992,231.60	800,000,000.00	(255,992,231.60)
210301	PENSION/MAINTENANCE FOR PAST POLITICAL OFFICE HOLDERS (GOVS. & DEP. GOVS.)	-		-
	TOTAL	3,901,600,509.35	3,650,733,236.37	(250,867,272.98)

NOTE 12: PUBLIC DEBT CHARGES

		JANUARY - JUNE 2020	BUDGET	
CODE	DETAILS	ACTUAL	JANUARY - JUNE 2020	VARIANCE
		₦	₦	₦
220602	LEGAL CHARGES	-	-	-
220602	CONSULTANCY & SETTLEMENTS	-	-	-
	FINANCIAL CHARGES	171,925,755.02	200,267,834.22	28,342,079.20
220602	DOMESTIC LOAN INTEREST CHARGES	1,808,967,356.38	-	(1,808,967,356.38)
220601	FOREIGN LOAN INTEREST CHARGES	136,498,741.68	-	(136,498,741.68)
	TOTAL	2,117,391,853.08	200,267,834.22	(1,917,124,018.87)

NOTE 13: OVERHEAD COST (BY SECTORS)- 2202

S/NO	ADMIN CODE	MINISTRIES/DEPARTMENTS/AGENCIES	ACTUAL JAN-JUNE 2020	BUDGET JAN-JUNE 2020	VARIANCE
			₦	₦	₦
		ADMINISTRATIVE SECTOR			
1	011100100100	GOVERNOR OFFICE (GAD)	10,187,000.00	175,415,097.48	165,228,097.48
2	011100100101	EKITI STATE GOVERNORS LODGE, ABUJA	1,100,000.00	1,695,000.00	595,000.00
3	011100100200	OFFICE OF THE DEPUTY GOVERNOR	132,673,200.00	160,000,000.00	27,326,800.00
4	011100100201	EKITI STATE DEPUTY GOVERNORS LODGE, ABUJA	500,000.00	600,000.00	100,000.00
5		ECONOMIC PRESERVATION & GENERAL ENFORCEMENT (OFFICE OF DEPUTY GOVERNOR)	200,000.00	262,500.00	62,500.00
6	011100200101	OFFICE OF THE SPECIAL ADVISER GOVERNORS OFFICE (GH&P)		59,332.57	59,332.57
7	11100200103	OFFICE OF THE SPECIAL ADVISER, NATIONAL ASSEMBLY	800,000.00	2,400,000.00	1,600,000.00
8	11100200108	OFFICE OF THE SPECIAL ASSISTANT (SPECIAL DUTIES)	400,000.00	525,000.00	125,000.00
9	11101300231	SPECIAL ASSISTANT ALLIED MATTERS	1,200,000.00	5,000,000.00	3,800,000.00
10	11101300232	SPECIAL ASSISTANT TERTIARY INSTITUTION	947,000.00	2,000,000.00	1,053,000.00
11	011100200118	OFFICE OF PRIVATE SECRETARY TO GOVERNOR (GH&P)		-	-
12	023800100200	SPECIAL ASSISTANT DEVELOPMENT MATTERS		-	-
13	011102100300	SPECIAL ADVISER, FEDERAL MATTERS	4,000,000.00	10,000,000.00	6,000,000.00
14	011102100400	SPECIAL ASSISTANT, PROTOCOL	400,000.00	1,800,000.00	1,400,000.00
15	011111300300	OFFICE OF SPECIAL ASSISTANT ON ECONOMIC MATTERS	1,049,000.00	3,000,000.00	1,951,000.00
16	011100300100	EKITI STATE BOUNDARY COMMISSION	800,000.00	900,000.00	100,000.00
17	011100300200	BOUNDARY TECHNICAL COMMITTEE(D-GOV)	400,000.00	996,000.00	596,000.00
18	011100300200	OFFICE OF ECONOMIC PRESERVATION AND GENERAL ENFORCEMENT		-	-
19	011100800100	STATE EMERGENCY MANAGEMENT AGENCY (SEMA)	6,500,000.00	20,073,000.00	13,573,000.00
20	011100800100	CONTROL MONITORING OF DISASTER SITE	200,000.00	262,500.00	62,500.00
21	011101000100	BUREAU OF PUBLIC PROCUREMENT (BPP)	2,000,000.00	5,200,000.00	3,200,000.00
22	011101000200	STATE PROJECTS MONITORING AND EVALUATION OFFICE	400,000.00	600,000.00	200,000.00

S/NO	ADMIN CODE	MINISTRIES/DEPARTMENTS/AGENCIES	ACTUAL JAN-JUNE 2020	BUDGET JAN-JUNE 2020	VARIANCE
			₦	₦	₦
23	011101000300	PROJECT EVALUATION COMMITTEE	300,000.00	450,000.00	150,000.00
24				-	-
25	011101300100	SECRETARY TO THE STATE GOVERNMENT (SSG)	19,522,500.00	30,000,000.00	10,477,500.00
26	011101300200	POLITICAL AND ECONOMIC AFFAIRS DEPARTMENT.	504,174,910.64	388,665,267.00	(115,509,643.65)
27	011101300200	QUARTERLY LEGISLATIVE EXECUTIVE	200,000.00	262,500.00	62,500.00
28	011101300200	POLICY AND STRATEGY (P&E)	200,000.00	262,500.00	62,500.00
29	11101300800	SA, NGO	100,000.00	7,500,000.00	7,400,000.00
30	011101300300	ECONOMIC AND PARASTATALS (P & E)	400,000.00	600,000.00	200,000.00
31	11101300400	PARASTATAL AFFAIRS DEPARTMENT	2,000,000.00	5,000,000.00	3,000,000.00
32	011101300400	POLITICAL AND INTER-PARTY AFFAIRS (P & E)	6,000,000.00	3,830,175.00	(2,169,825.00)
33	23050164	SALARIES AND ENTITLEMENT OF POLITICAL OFFICE HOLDERS	5,946,229.92	-	(5,946,229.92)
34	011101300700	NIREC (P & E)	700,000.00	1,059,375.00	359,375.00
35	011102100100	EKITI STATE LIAISON OFFICE -LAGOS	2,442,000.00	5,000,000.00	2,558,000.00
36	011102100200	EKITI STATE LIAISON OFFICE -ABUJA	9,959,540.00	8,385,000.00	(1,574,540.00)
37	011102100300	EKITI STATE LIAISON OFFICE -AKURE	100,000.00	500,000.00	400,000.00
38	011102100201	MAINTENANCE OF LIAISON OFFICE, ABUJA STAFF QUARTERS	500,000.00	750,000.00	250,000.00
39	011103400200	BUREAU OF TRANSFORMATION AND STRATEGY	2,960,000.00	4,619,925.00	1,659,925.00
40	011103500100	EKITI STATE PENSION COMMISSION/BOARD	6,500,000.00	7,125,000.00	625,000.00
41	011103500100	5% CONTRIBUTION OF REDEEMABLE RETIREMENT FUND ACCOUNT		-	-
42	011103500100	10% GOVERNMENT CONTRIBUTION TO CPS	-	-	-
43	011103500100	EKITI STATE PENSION COMMISSION (ACTUARIAL VALUATION)		-	-
44	011103700100	MUSLIM PILGRIM WELFARE BOARD	400,000.00	8,490,000.00	8,090,000.00
45	011103800100	CHRISTIAN PILGRIM WELFARE BOARD	3,037,205.50	4,301,400.00	1,264,194.50
46	011103800100	MINISTRY OF REGIONAL DEVELOPMENT AND SPECIAL DUTIES	1,200,000.00	1,983,250.00	783,250.00
47	11101300233	DAWN COMMISSION	-	-	-

S/NO	ADMIN CODE	MINISTRIES/DEPARTMENTS/AGENCIES	ACTUAL JAN-JUNE 2020	BUDGET JAN-JUNE 2020	VARIANCE
			₦	₦	₦
48	011104800100	EKITI STATE CITIZENS RIGHTS	1,000,000.00	360,000.00	(640,000.00)
49	011110500100	OFFICE OF THE CHIEF OF STAFF	19,200,000.00	21,000,000.00	1,800,000.00
50	011110500101	APPOINTMENT DEPARTMENT (CSC)	600,000.00	720,000.00	120,000.00
51	011111100100	PUBLIC-PRIVATE PARTNERSHIP	280,000.00	367,500.00	87,500.00
52	011111300100	GOVERNMENT HOUSE PROTOCOL	1,311,200,814.24	2,016,055,437.50	704,854,623.26
53	011111300400	MAINTENANCE OF GOVERNORS LODGE	200,000.00	300,000.00	100,000.00
54	11111300400	SA COMMUNICATION & STRATEGY	1,000,000.00	25,000,000.00	24,000,000.00
52		SA POLICY AND DOCUMENTATION		20,000,000.00	20,000,000.00
55	011111300500	MAINTENANCE OF EXCO CHAMBERS	761,600.00	1,750,000.00	988,400.00
56	011111300500	CABINET DEPARTMENT GOV. OFFICE	18,213,800.00	25,366,100.00	7,152,300.00
57	22021041	CONTINGENCY OVERHEAD CABINET	1,099,814,500.97	-	(1,099,814,500.97)
58	22021041	CONTINGENCY OVERHEAD GAD	825,000,000.00	-	(825,000,000.00)
59	22021041	CONTINGENCY OVERHEAD FINANCE	8,852,000.00	2,500,000,000.00	2,491,148,000.00
60	11111300600	SSA MOBILIZATION, URBAN & RURAL	1,000,000.00	25,000,000.00	24,000,000.00
61	11111300700	SECRETARIAT, OFFICE OF THE GOVERNOR	5,000,000.00	12,000,000.00	7,000,000.00
62	011111400100	CHIEF PRESS SECRETARY/ SA MEDIA	10,920,000.00	19,000,000.00	8,080,000.00
63	011113200100	INTEGRATION & INTER-GOVERNMENTAL AFFAIRS	1,200,000.00	1,800,000.00	600,000.00
64	011200300100	HOUSE OF ASSEMBLY	405,298,000.00	763,574,180.87	358,276,180.87
65	011200400100	HOUSE OF ASSEMBLY SERVIC COMMISSION	12,941,000.00	50,000,000.00	37,059,000.00
66	11200500100	SEVERANCE ALLOWANCE FOR HOUSE OF ASSEMBLY	19,000,000.00	-	(19,000,000.00)
67	011200400100	MINISTRY OF INFORMATION	41,710,000.00	62,748,993.15	21,038,993.15
68				-	-
69	012300300100	BROADCASTING SERVICE OF EKITI STATE	5,692,786.16	4,789,179.24	(903,606.92)
70	12400400200	NIGERIAN LEGION	-	-	-
71	012301300100	GOVERNMENT PRINTING PRESS	-	-	-

S/NO	ADMIN CODE	MINISTRIES/DEPARTMENTS/AGENCIES	ACTUAL JAN-JUNE 2020	BUDGET JAN-JUNE 2020	VARIANCE
			₦	₦	₦
72	012400700100	EKITI STATE FIRE SERVICE	1,500,000.00	1,200,000.00	(300,000.00)
73	012500100100	OFFICE OF THE HEAD OF SERVICE	12,274,000.00	12,789,620.00	515,620.00
74	012500100200	PERSONNEL DEPARTMENT (CSC)	600,000.00	720,000.00	120,000.00
75	12500100300	MAINTENANCE OF STATE SECRETARIAT	1,000,000.00	-	(1,000,000.00)
76	12500500200	MAINTENANCE OF GOVERNOR'S OFFICE	23,750,000.00	-	(23,750,000.00)
77	012500500100	OFFICE OF ESTABLISHMENT AND TRAINING	25,345,000.00	18,378,402.78	(6,966,597.22)
78	012500500200	ESTABLISHMENT AND MANAGEMENT SERVICES DEPT. (ESTABS)	800,000.00	1,200,000.00	400,000.00
79	012500500300	PENSIONS DEPARTMENT (ESTABS)	480,000.00	720,000.00	240,000.00
80	012500500400	STAFF MATTERS AND INDUSTRIAL RELATIONS DEPARTMENT (ESTABS)	500,000.00	600,000.00	100,000.00
81	12500500900	HOSTING OF PUBLIC SERVICES GAMES		30,000,000.00	30,000,000.00
82	12500500300	LABOUR AND INDUSTRIAL RELATION	6,540,000.00	15,050,000.00	8,510,000.00
83	012500500500	TRAINING AND MANPOWER DEPARTMENT (ESTABS)	500,000.00	600,000.00	100,000.00
84	012500500600	STAFF DEVELOPMENT CENTRE (ESTABS)	500,000.00	525,000.00	25,000.00
85	012500500700	STAFF HOUSING LOANS BOARD (ESTABS)	200,000.00	750,000.00	550,000.00
86	012500500800	PEER REVIEW FORUM FOR HEAD OF SERVICE AND PERMANENT SECRETARIES (ESTABS)	1,500,000.00	1,800,000.00	300,000.00
87	012500500800	OFFICE OF CAPACITY DEVELOPMENT AND REFORM	8,320,000.00	125,297,000.00	116,977,000.00
88	012500600100	PUBLIC SERVICE COORDINATING UNIT (HOS)	1,140,000.00	1,250,000.00	110,000.00
89	014000100100	STATE AUDITOR GENERAL OFFICE	10,246,000.00	9,714,000.00	(532,000.00)
90	014000100100	PENSION AND GRATUITY (STATE AUDIT)	250,000.00	500,000.00	250,000.00
91	014000100100	GOVERNMENT ACCOUNT MANAGEMENT UNITS	250,000.00	500,000.00	250,000.00
92	014000100300	AUDITING OF ALL SECONDARY SCHOOL	1,500,000.00	1,800,000.00	300,000.00
93	014000100300	OFFICE OF THE AUDITOR GENERAL FOR LOCAL GOVERNMENT	1,530,000.00	10,417,827.68	8,887,827.68
94	014700100100	CIVIL SERVICE COMMISSION	8,784,000.00	13,857,187.50	5,073,187.50
95	014700200100	CIVIL SERVICE TRANSFORMATION	560,000.00	840,000.00	280,000.00
96	014700300100	EKITI STATE LOCAL GOVERNMENT SERVICE COMMISSION		-	-

S/NO	ADMIN CODE	MINISTRIES/DEPARTMENTS/AGENCIES	ACTUAL JAN-JUNE 2020	BUDGET JAN-JUNE 2020	VARIANCE
			₦	₦	₦
97	014000100200	MONITORING AND SPECIAL AUDIT DEPARTMENT	500,000.00	600,000.00	100,000.00
98	011103500200	PENSION TRANSITION ARRANGEMENT DEPARTMENT (PTAD)	1,000,000.00	1,500,000.00	500,000.00
99	022700600200	HUMAN CAPITAL DEVELOPMENT	400,000.00	600,000.00	200,000.00
100	011101000101	SUPERVISION AND MONITORING OF PROJECT (BPP)	1,500,000.00	1,800,000.00	300,000.00
101	014800100100	STATE INDEPENDENT ELECTORAL COMMISSION	4,000,000.00	9,000,000.00	5,000,000.00
		TOTAL ADMINISTRATIVE SECTOR	4,634,752,087.43	6,681,413,250.76	2,046,661,163.33
		ECONOMIC SECTOR		-	-
102	021500100100	MINISTRY OF AGRICULTURE AND RURAL DEVELOPMENT	2,160,000.00	5,928,000.00	3,768,000.00
103	021500100200	RURAL DEVELOPMENT	800,000.00	1,200,000.00	400,000.00
104	021500100300	DIRECTORATE OF FARM SETTLEMENT AND PEASANT FARMER DEVELOPMENT	400,000.00	697,500.00	297,500.00
83	021502100200	SCHOOL AGRICULTURE AND ENTERPRISE	400,000.00	300,000.00	(100,000.00)
84	021510200100	AGRICULTURAL DEVELOPMENT PROJECT	2,189,000.00	3,313,500.00	1,124,500.00
85	021510200200	FADAMA PROJECT	400,000.00	300,000.00	(100,000.00)
86	021510200400	STATE COMMITTEE ON FOOD AND NUTRITION (UNICEF ASSISTED)	200,000.00	300,000.00	100,000.00
87	021510900100	FORESTRY DEPARTMENT	1,200,000.00	2,299,805.53	1,099,805.53
88	021511000100	FOUNTAIN AGRIC MARKETING AGENCY	1,452,000.00	720,000.00	(732,000.00)
89	022000100100	MINISTRY OF FINANCE AND ECONOMIC DEVELOPMENT	77,613,000.00	2,046,920,866.30	1,969,307,866.30
90	022000200100	DEBT MANAGEMENT OFFICE	1,380,000.00	1,380,000.00	-
91	22020647	PUBLIC DEBTS CHARGES		-	-
92	022000400100	EXPENDITURE DEPARTMENT	2,100,000.00	2,100,000.00	-
93	022000500100	STATE FINANCES DEPARTMENT	1,500,000.00	1,500,000.00	-
94	022000500100	STATE WIDE REVENUE COMMITTEE	2,700,000.00	2,362,500.00	(337,500.00)
95	12400400100	NIGERIA SECURITY AND CIVIL DEFENCE CORPS		-	
	022000100300	STATE FISCAL EFFICIENCY UNIT	1,500,000.00	1,500,000.00	-
96	22020211	UTILITY SERVICE BILL (FINANCE)	70,000,000.00	-	

S/NO	ADMIN CODE	MINISTRIES/DEPARTMENTS/AGENCIES	ACTUAL JAN-JUNE 2020	BUDGET JAN-JUNE 2020	VARIANCE
			₦	₦	₦
	22020611	COMMITTEE & COMMISSION	15,000,000.00	-	
	011102000100	EKITI STATE SOCIAL SECURITY SCHEME	800,000.00	600,000.00	
	22020612	RESPONSIBILITY/EXCO	35,000,000.00	-	(4,534,000.00)
97	022000600100	CENTRAL INTERNAL AUDIT OFFICE	4,534,000.00	4,776,250.00	(35,522,918.00)
98	022000700100	OFFICE OF THE ACCOUNTANT GENERAL	40,299,168.00	78,561,629.63	77,061,629.63
99	022000700200	MAIN ACCOUNTS DEPARTMENT (AG's OFFICE)	1,500,000.00	1,500,000.00	-
100	022000700800	FUND MANAGEMENT (AG's OFFICE)	1,500,000.00	1,500,000.00	(1,200,000.00)
101	022000700800	IMPLEMENTATION OF TREASURY SINGLE ACCOUNTS	2,700,000.00	2,362,500.00	1,462,500.00
102	022000700300	CENTRAL PAY OFFICE	900,000.00	900,000.00	540,000.00
103	022000700400	PROJECT FINANCE MANAGEMENT UNIT (PFMU)	360,000.00	360,000.00	(360,000.00)
104	022000700500	IPSAS STEERING COMMITTEE	720,000.00	720,000.00	(780,000.00)
105	022000700600	STATE INTEGRATED FINANCIAL MANAGEMENT INFORMATION SYSTEM (SIFMIS)	1,500,000.00	1,500,000.00	300,000.00
106	022000700700	MANAGEMENT SERVICE DEPT. (AG)	1,200,000.00	1,200,000.00	(92,876,203.42)
107	022000800100	INTERNAL REVEUNE SERVICE	94,076,203.42	75,256,155.59	74,136,155.59
108	022000800200	SUSTAINABLE IGR COMMITTEE	1,120,000.00	1,680,000.00	(569,388.95)
109	022200100100	MINISTRY OF COMMERCE, INDUSTRIES AND COOPERATIVES	2,249,388.95	3,008,808.01	2,808,808.01
110	22200100101	MONITORING AND SUPERVISION OF COOPERATIVE SOCIETIES	200,000.00	262,500.00	62,500.00
111	022200100100	STATE COOPERATIVE ADVISORY BOARD	200,000.00	262,500.00	
	22200100500	EKITI STATE INVESTMENT PROMOTION AGENCY	1,000,000.00	1,855,089,713.00	1,854,689,713.00
112	022200100200	MULTI LATERAL DEPARTMENT	400,000.00	350,250.00	(669,750.00)
113	022200100300	STATE REVENUE AND INVESTMENT COMMITTEE	1,020,000.00	1,020,000.00	460,000.00
114	022200100500	EKITI STATE ENTERPRISES DEVELOPMENT AGENCY	560,000.00	2,340,000.00	(3,753,299.44)
115	022200100600	MULTI PURPOSE CREDIT AGENCY	6,093,299.44	52,600,000.00	52,475,000.00
116	022200900100	PETROLEUM PRODUCTS CONSUMER PROTECTION UNIT	125,000.00	500,000.00	(1,100,000.00)
117	022700100200	BUREAU OF PRODUCTIVITY AND EMPOWERMENT	1,600,000.00	1,200,000.00	672,000.00

S/NO	ADMIN CODE	MINISTRIES/DEPARTMENTS/AGENCIES	ACTUAL JAN-JUNE 2020	BUDGET JAN-JUNE 2020	VARIANCE
			₦	₦	₦
118	022700500100	JOB CREATION AND EMPLOYMENT AGENCY	528,000.00	600,000.00	600,000.00
119	22700100100	OFFICE OF LABOUR RELATIONS		-	-
120	022700600100	STATE GOVERNANCE AND CAPACITY BUILDING		-	(2,760,000.00)
121	022800700100	BUREAU OF INFORMATION, COMMUNICATION AND TECHNOLOGY (ICT)	2,760,000.00	3,750,000.00	3,350,000.00
122	022905300100	DEPARTMENT OF PUBLIC TRANSPORTATION	400,000.00	312,000.00	(10,138,000.00)
123	022905500100	EKITI STATE TRAFFIC MANAGEMENT AGENCY	10,450,000.00	7,500,000.00	(46,725,488.00)
124	023100300100	EKITI STATE ELECTRICITY BOARD	54,225,488.00	60,059,819.08	
		EKITI STATE OFFICE OF ENERGY MATTERS	2,057,645.00	10,000,000.00	9,200,000.00
125	023305100100	EKITI STATE MINERAL RESOURCES DEVELOPMENT AGENCY	800,000.00	1,500,000.00	700,000.00
126	023305100200	MINERAL RESOURCES AND ENVIRONMENTAL COMMITTEE	800,000.00	1,500,000.00	(796,000.00)
127	023400100100	MINISTRY OF WORKS AND TRANSPORT	2,296,000.00	11,500,000.00	11,300,000.00
128	023400100100	PLANNING RESEACH AND STATISTICS	200,000.00	262,500.00	(337,500.00)
129	023400200100	OFFICE OF SURVEYOR -GENERAL OF THE STATE	600,000.00	832,500.00	632,500.00
130	023400200100	CONTROL, MONITORING AND FIELD CHARTING	200,000.00	262,500.00	(857,500.00)
131	023400400100	EKITI STATE ROAD MAINTENMENT AGENCY (EKROMA)	1,120,000.00	1,680,000.00	(13,038,538.00)
132	023600100100	MINISTRYB OF ARTS, CULTURE & TOURISM	14,718,538.00	11,000,000.00	
	023600100100	TOURISM DEVELOPMENT AGENCY (TOURISM DEPARTMENT)	600,000.00	1,024,500.00	24,500.00
133	023600400100	COUNCIL FOR ART AND CULTURE	1,000,000.00	1,000,000.00	1,000,000.00
134	023600400200	EKITI STATE COUNCIL FOR ART AND CULTURE	-	-	(84,170,000.00)
135	023800100100	MINISTRY OF BUDGET AND ECONOMIC PLANNING	84,170,000.00	58,038,000.00	57,043,000.00
136	023800100200	BUDGET MONITORING COMMITTEE	995,000.00	1,500,000.00	1,300,000.00
137	023800100300	BUDGET TRACKING AND AUTOMATION	200,000.00	500,000.00	(580,000.00)
	22000300100	BUDGET DEPARTMENT	1,080,000.00	2,000,000.00	1,400,000.00
138	023800100400	HOME GROWN SCHOOL FEEDING (MB&EP)	600,000.00	5,000,000.00	4,800,000.00
139	023800100400	N-POWER	200,000.00	262,500.00	

S/NO	ADMIN CODE	MINISTRIES/DEPARTMENTS/AGENCIES	ACTUAL JAN-JUNE 2020	BUDGET JAN-JUNE 2020	VARIANCE
			₦	₦	₦
	023800100200	OFFICE OF THE SA DEVELOPMENT PARTNERSHIP	400,000.00	20,000,000.00	
	023800100203	IPSAS PLATFORMS DEVELOPMENT & RELATED ACTIVITIES	600,000.00	2,000,000.00	
	023800100204	INTER-MINISTERIAL PROJECT MONITORING TASK FORCE	300,000.00	750,000.00	
	023800100206	NEC & OTHER RELATED ACTIVITIES	750,000.00	1,000,000.00	800,000.00
140	023800100400	BUDGET RECONCILIATION COMMITTEE	200,000.00	1,000,000.00	800,000.00
141	023800100400	AUTOMATED PROJECT MONITORING INFORMATION SYSTEM	200,000.00	262,500.00	62,500.00
142	023800100500	DEVELOPMENT PLANNING AND STRATEGY COMMITTEE (MB&EP)	200,000.00	168,750.00	(131,250.00)
143	023800100600	ECONOMIC DEVELOPMENT COUNCIL (MB&EP)	300,000.00	450,000.00	(2,970,000.00)
144	023800400100	BUREAU OF STATISTICS	3,420,000.00	3,324,525.00	2,964,525.00
145	023800400200	SUSTAINABLE DEVELOPMENT GOALS (SDG) OFFICE	360,000.00	8,383,965.28	7,263,965.28
146	023800400300	CGS TO LGAS TRACK (MDG)	1,120,000.00	961,500.00	641,500.00
147	023800400400	DEVELOPMENT RELATIONS (SDGS)	320,000.00	240,000.00	(560,000.00)
148	025000100100	FISCAL RESPONSIBILITY COMMISSION	800,000.00	5,200,000.00	5,000,000.00
149	025000100100	MONITORING AND EVALUATION (FISCAL COMMISSION)	200,000.00	1,012,500.00	(4,387,500.00)
150	025000100200	FISCAL COMMITTEE SECRETARIAT	5,400,000.00	5,400,000.00	(20,104,837.75)
151	025210200100	EKITI STATE WATER CORPORATION	25,504,837.75	60,000,000.00	59,600,000.00
152	025210300100	RURAL WATER SUPPLY AND SANITATION AGENCY	400,000.00	750,000.00	(1,090,000.00)
153	025300100100	MINISTRY OF LAND, HOUSING AND URBAN DEVELOPMENT	1,840,000.00	18,914,643.69	18,714,643.69
154	025300100100	DEEDS REGISTRY	200,000.00	262,500.00	62,500.00
155	025300100200	PHYSICAL PLANNING AND DEVELOPMENT MATTERS (MINISTRY OF LANDS)	200,000.00	975,000.00	(1,310,234.00)
156	025301000100	STATE HOUSING CORPORATION	2,285,234.00	1,335,351.00	1,095,351.00
157	025305200100	PLANNING PLANNING PERMIT AGENCY	240,000.00	360,000.00	-
158	025305600100	URBAN RENEWAL AGENCY (CAPITAL URBAN DEVELOPMENT AUTHORITY)	360,000.00	540,000.00	(1,273,000.00)
159	026100100100	MINISTRY OF PUBLIC UTILITIES	1,813,000.00	1,800,000.00	1,600,000.00
160	23100300200	MONITORING OF GOVT. HOUSE PREMISES/TOWN ELECT.	200,000.00	300,000.00	(200,000.00)

S/NO	ADMIN CODE	MINISTRIES/DEPARTMENTS/AGENCIES	ACTUAL JAN-JUNE 2020	BUDGET JAN-JUNE 2020	VARIANCE
			₦	₦	₦
161	026100100200	UTILITY SERVICE DEPARTMENT	500,000.00	2,500,000.00	2,300,000.00
162	023800100300	ACTIVITIES OF THE NATIONAL CASH TRANSFER OFFICE	200,000.00	300,000.00	100,000.00
163	052100100200	DEVELOPMENT PARTNERS AND AIDS COORDINATION (MBEP)	200,000.00	300,000.00	(100,000.00)
164	022000300100	MEDIUM TERM EXPENDITURE FRAMEWORK	400,000.00	600,000.00	(200,000.00)
165	011101000400	PROJECT MONITORING COMMITTEE	800,000.00	1,200,000.00	(200,000.00)
166	022200100300	SOCIAL INVESTMENT COORDINATING OFFICE	1,400,000.00	3,000,000.00	
	022000300200	STEERING COMMITTEE ON SOCIAL INVESTMENT	500,000.00	5,000,000.00	5,000,000.00
167	022200100400	SPECIAL ADVISER ON INVESTMENT		3,000,000.00	3,000,000.00
168	011111300200	MONITORING OF GOVT. HOUSE PREMISES/TOWN ELECT.		-	(1,195,000.00)
169	0222001100200	KNOWLEGDE ZONE	1,195,000.00	1,625,000.00	225,000.00
170	021500100200	RAAMP	1,400,000.00	3,000,000.00	(5,591,000.00)
171	022000800300	EKITI STATE SIGNAGE AND ADVERTISEMENT	8,591,000.00	15,000,000.00	(1,402,596,936.10)
		STATE EDUCATION PROGRAMME INVESTMENT PROJECT (SEPIP)	7,950,783.46	-	(7,950,783.46)
		YOUTH EMPLOYMENT AND SOCIAL SUPPORT OPERATION (YESSO)	751,879,247.16	-	(751,879,247.16)
		CONDITIONAL CASH TRANSFER	34,316,102.92	-	(34,316,102.92)
		TOTAL ECONOMIC SECTOR	1,417,596,936.10	4,509,373,032.10	3,091,776,096.00
				-	-
		SOCIAL SECTOR		-	(2,000,000.00)
172	51300100100	MINISTRY OF YOUTH & SPORT DEV. (YOUTH DEVELOPMENT)	2,000,000.00	3,412,875.00	
173	051305100100	YOUTH DEVELOPMENT	960,000.00	6,898,500.00	6,598,500.00
174	051305200100	YOUTH EMPLOYMENT AND SOCIAL SUPPORT OPERATION (YESSO)	300,000.00	450,000.00	(11,949,500.00)
175	051400100100	MINISTRY OF WOMEN AFFAIRS, GENDER EMPOWERMENT & SOCIAL WELFARE	12,399,500.00	8,680,125.00	8,480,125.00
176	051400200200	WOMEN DEVELOPMENT CENTRE, IGEDE-EKITI (WOMENT AFFAIRS)	200,000.00	300,000.00	(450,000.00)
177	051400200200	EKITI STATE OFFICE FOR DISABILITY AFFAIRS	750,000.00	7,500,000.00	7,100,000.00
178	051405500100	STATE CHILD'S RIGHT IMPLEMENTATION AND MONITORING COMMITTEE (WOMEN AFFAIRS)	400,000.00	600,000.00	

S/NO	ADMIN CODE	MINISTRIES/DEPARTMENTS/AGENCIES	ACTUAL JAN-JUNE 2020	BUDGET JAN-JUNE 2020	VARIANCE
			₦	₦	₦
179		ERACH, SOCIAL INTERVENTION, CHILDREN CORRECTIONAL CENTRE	8,575,000.00	-	
180		ALLOWANCE FOR REHABILITATION CENTRE	4,866,750.00	-	(5,965,435.44)
181	051700100100	MINISTRY OF EDUCATION, SCIENCE AND TECHNOLOGY	5,965,435.44	255,039,835.41	
182	22020621	NATIONAL EDUCATION PROGRAMME	1,000,000.00	-	
183	22020623	FEEDING & MAINTENANCE OF SPECIAL SCHOOLS	32,038,500.00	-	
184	22020624	CONDUCT OF SCHOOL EXAMS	160,000,000.00	-	
185	22020634	QUALITY ASSURANCE DEPT	4,800,000.00	-	(8,000,000.00)
186	051700300100	STATE UNIVERSAL BASIC EDUCATION BOARD	8,000,000.00	15,000,000.00	14,280,000.00
187	051700800100	EKITI STATE LIBRARY BOARD	720,000.00	1,200,000.00	800,000.00
188	051700900100	MONITORING OF PUBLIC SCHOOLS	400,000.00	600,000.00	(4,280,000.00)
189	051705400100	STATE TEACHING SERVICE COMMISSION	4,880,000.00	15,479,412.50	12,050,412.50
190	051705500100	BOARD FOR TECHNICAL AND VOCATIONAL EDUCATION	3,429,000.00	17,225,100.00	17,025,100.00
191	051705500100	MONITORING OF TECHNICAL COLLEGES	200,000.00	262,500.00	(137,500.00)
192	051705500200	AGENCY FOR ADULT AND NON-FORMAL EDUCATION	400,000.00	12,500,000.00	12,140,000.00
193	051705500300	COOPERATIVE DEPARTMENT AND COOPERATIVE COLLEGE, IJERO-EKITI	360,000.00	337,500.00	(62,500.00)
194	051705600100	STATE SCHOLARSHIP BOARD	400,000.00	15,093,990.75	14,613,990.75
195	051705600200	EDUCATION TRUST(ENDOWMENT) FUND	480,000.00	4,500,000.00	(500,000.00)
196	052100100100	MINISTRY OF HEALTH	5,000,000.00	5,106,750.00	4,856,750.00
197	052100200100	SHIS (MINISTRY OF HEALTH)	250,000.00	300,000.00	50,000.00
198	052100200100	SHIS COMMITTEE MEMBERS	250,000.00	262,500.00	12,500.00
199	052100100400	MAINTENANCE OF HEALTH DATA BANK	250,000.00	300,000.00	(420,000.00)
200	052100100200	EKITI STATE AIDS CONTROL AGENCY	720,000.00	8,527,500.00	6,207,500.00
201	052100300100	PRIMARY HEALTHCARE DEVELOPMENT AGENCY	2,320,000.00	2,260,650.00	2,060,650.00
202	052100300100	MONITORING OF HEALTH CENTRE	200,000.00	262,500.00	(2,450,800.00)
203	052110200100	HOSPITAL MANAGEMENT BOARD	2,713,300.00	59,000,000.00	58,800,000.00

S/NO	ADMIN CODE	MINISTRIES/DEPARTMENTS/AGENCIES	ACTUAL JAN-JUNE 2020	BUDGET JAN-JUNE 2020	VARIANCE
			₦	₦	₦
204	052110200200	MEDICAL MISSION (HMB)	200,000.00	699,805.53	299,805.53
205	052111300100	CENTRAL MEDICAL STORE	400,000.00	276,000.00	(2,524,000.00)
206	053500100100	MINISTRY OF ENVIRONMENT	2,800,000.00	13,040,189.07	12,640,189.07
207	053500100100	MONITORING AND TASK FORCE ON FORESTRY ACTIVITIES	400,000.00	291,000.00	(1,815,000.00)
208	053501600100	STATE ENVIRONMENTAL PROTECTION AGENCY	2,106,000.00	1,250,000.00	(86,300,833.36)
209	053505300100	EKITI STATE WASTE MANAGEMENT BOARD	87,550,833.36	65,526,725.04	46,702,725.04
210	053505500100	MONTHLY SANITATION EXERCISE	18,824,000.00	2,362,500.00	162,500.00
211	053905100100	EKITI STATE SPORT COUNCIL	2,200,000.00	6,229,950.00	5,029,950.00
212	0505100100100	MINISTRY FOR LOCAL GOVERNMENT, COMMUNITY DEVELOPMENT AND CHIEFTANCY AFFAIRS-STATE	1,200,000.00	1,096,378.05	696,378.05
213	0505100100100	COMMUNITY DEVELOPMENT	400,000.00	360,000.00	(1,390,000.00)

S/NO	ADMIN CODE	MINISTRIES/DEPARTMENTS/AGENCIES	ACTUAL JAN-JUNE 2020	BUDGET JAN-JUNE 2020	VARIANCE
			₦	₦	₦
214	0505100200100	CHIEFTANCY AFFAIRS	1,750,000.00	1,312,500.00	912,500.00
215	0514000100200	GOVT. PUPILS IN CHILDREN HOME NUR/PRY SCHOOL	400,000.00	600,000.00	400,000.00
216	0517005400200	TEACHING SERVICE COMMISSION LOANS BOARD	200,000.00	300,000.00	100,000.00
217	0517003000101	SUBEB STAFF HOUSING LOANS BOARD	200,000.00	300,000.00	(4,832,712.00)
218	0505100300100	EKITI STATE COUNCIL OF OBAS	5,132,712.00	7,861,758.00	(715,873,030.15)
		FADAMA	17,026,334.39	-	(17,026,334.39)
		3RD NATIONAL URBAN WATER SECTOR REFORM PROJECT (3RD NUWRP)	317,717,422.96	-	(317,717,422.96)
		TOTAL SOCIAL SECTOR	723,734,788.15	542,606,544.34	(181,128,243.81)
				-	-
		REGIONAL SECTOR		-	
219	045102100200	SERVE-EKS	320,000.00	480,000.00	160,000.00
220	045102100300	SERVE-EKS STEERING COMMITTEE	40,000.00	60,000.00	20,000.00
		TOTAL REGIONAL SECTOR	360,000.00	540,000.00	180,000.00
				-	-
		LAW AND JUSTICE SECTOR		-	(34,880,353.18)
221	032600100100	MINISTRY OF JUSTICE	34,880,353.18	68,102,241.00	(27,794,759.00)
222	22020801	FUELLING OF GOVERNMENT VEHICLES & GEN.SET	95,897,000.00	-	(600,000.00)
223	032600700200	OFFICE OF PUBLIC DEFENDER	600,000.00	3,750,000.00	3,500,000.00
224	032600700300	PUBLIC COMPLAINT COMMISSION	250,000.00	300,000.00	50,000.00
225	012500100300	GOVERNMENT ASSET UNIT	250,000.00	750,000.00	(131,127,353.18)
		TOTAL LAW AND JUSTICE SECTOR	131,877,353.18	72,902,241.00	(58,975,112.18)
				-	-
		SUMMARY			
		ADMINISTRATIVE SECTOR	4,634,752,087.43	6,681,413,250.76	2,046,661,163.33
		ECONOMIC SECTOR	1,417,596,936.10	4,509,373,032.10	3,091,776,096.00
		SOCIAL SECTOR	723,734,788.15	542,606,544.34	(181,128,243.81)
		REGIONAL SECTOR	360,000.00	540,000.00	180,000.00

S/NO	ADMIN CODE	MINISTRIES/DEPARTMENTS/AGENCIES	ACTUAL JAN-JUNE 2020	BUDGET JAN-JUNE 2020	VARIANCE
			₦	₦	₦
		LAW AND JUSTICE SECTOR	131,877,353.18	72,902,241.00	(58,975,112.18)
		TOTAL	6,908,321,164.86	11,806,835,068.20	4,898,513,903.34

NOTE 14: SUBVENTION/GRANTS TO TERTIARY INSTITUTIONS AND PARASTATALS

S/NO	ADMIN CODE	TETIARY INSTITUTIONS/PARASTALTALS	ACTUAL JAN-JUNE 2020	BUDGET JAN-JUNE 2020	VARIANCE
			₦	₦	₦
1	012300200100	MINISTRY OF INFORMATION, YOUTH AND SPORT (CIVIC ORIENTATION)	-	7,128,298.89	7,128,298.89
2	012400400100	NIGERIA SECURITY AND CIVIL DEFENCE CORPS	3,499,998.00	4,279,013.47	779,015.47
3	012400400200	NIGERIAN LEGION	1,200,000.00	1,350,768.56	150,768.56
4	031800100100	THE JUDICIARY	468,035,496.00	707,937,131.13	239,901,635.13
5	031801100100	JUDICIAL SERVICE COMMISSION	32,595,996.00	97,104,697.68	64,508,701.68
6	051701800100	COLLEGE OF EDUCATION - IKERE EKITI	1,309,186,985.00	1,200,000,000.00	(109,186,985.00)
7	051702100100	EKITI STATE UNIVERSITY	2,519,967,531.00	1,800,000,000.00	(719,967,531.00)
8	052102600100	EKITI STATE UNIVERSITY TEACHING HOSPITAL	1,312,413,688.38	1,300,000,000.00	(12,413,688.38)
9	052110600100	COLLEGE OF HEALTH TECHNOLOGY	228,507,439.74	240,000,000.00	11,492,560.26
10	053905100200	EKITI UNITED FOOTBALL CLUB	36,000,000.00	36,935,055.23	935,055.23
11	22040102	COLLEGE OF AGRICULTURE, ISAN	150,145,000.00	300,000,000.00	149,855,000.00
12	011101300233	MINISTRY OF REGIONAL DEVELOPMENT AND SPECIAL DUTIES (DAWN COMMISSION)	20,000,000.00	20,000,000.00	-
		TOTAL	6,081,552,134.12	5,714,734,964.95	(366,817,169.18)

NOTE 15: DEPRECIATION

S/NO	DETAILS	JANUARY-JUNE, 2020
		#
1	LAND AND BUILDING	1,178,107,743.42
2	INFRASTRUCTURE	2,521,192,208.40
3	PLANT AND MACHINERY	132,789,616.96
4	TRANSPORTATION EQUIPMENT	354,510,751.81
5	OFFICE EQUIPMENT	300,368,572.07
6	FURNITURES AND FITTINGS	286,085,811.03
7	Investment Property	359,646,250.00
	TOTAL	5,132,700,953.68

NOTE 15B: SCHEDULE OF PROPERTY, PLANT AND EQUIPMENT (PPE) & INVESTMENT PROPERTY

	INVESTMENT PROPERTY	LAND & BUILDING	INFRASTRUCTURE	PLANT & MACHINERY	TRANSPORTATIO N EQUIPMENT	OFFICE EQUIPMENT	FURNITURES & FITTINGS	TOTAL
DEPRECIATION RATE	5%	5%	5%	10%	20%	25%	20%	
	₦	₦	₦	₦	₦	₦	₦	₦
COST AS AT 1/1/2020	14,385,850,000.00	45,664,514,950.67	100,798,575,178.03	2,649,367,358.29	3,251,427,518.06	2,232,765,111.33	2,799,163,429.44	171,781,663,545.82
ADDITION (JAN-JUNE, 2020)	-	1,459,794,786.04	49,113,157.90	6,424,981.00	293,680,000.00	170,183,465.20	61,694,680.87	2,040,891,071.01
FIXED ASSETS RECONGNISED DURING THE YEAR								-
DISPOSAL		-	-	-	-	-	-	-
TRANSFER/ ADJUSTMENT		-	-	-	-	-	-	
COST AS AT 30/06/2020	14,385,850,000.00	47,124,309,736.71	100,847,688,335.93	2,655,792,339.29	3,545,107,518.06	2,402,948,576.53	2,860,858,110.31	173,822,554,616.83
DEPRECIATION:								-
DEPRECIATION AS AT 01/01/2020	719,292,500.00	8,582,560,341.23	30,245,387,660.94	138,929,473.55	913,348,645.61	993,672,509.62	431,113,688.04	42,024,304,818.99
CHARGE FOR THE PERIOD	359,646,250.00	1,178,107,743.42	2,521,192,208.40	132,789,616.96	354,510,751.81	300,368,572.07	286,085,811.03	5,132,700,953.68
DISPOSAL		-	-	-	-	-	-	-
ACCUMULATED DEP. AS AT 30/06/2020	1,078,938,750.00	9,760,668,084.65	32,766,579,869.34	271,719,090.51	1,267,859,397.42	1,294,041,081.69	717,199,499.07	47,157,005,772.67
NET BOOK VALUE (30/06/2020)	13,306,911,250.00	37,363,641,652.06	68,081,108,466.59	2,384,073,248.78	2,277,248,120.64	1,108,907,494.84	2,143,658,611.24	126,665,548,844.16

NOTE 17: SALARIES AND WAGES (ACTUAL CASH PAYMENT)

S/NO	ADMIN CODE	MINISTRIES/DEPARTMENTS/AGENCIES	ACTUAL JAN-JUNE 2020	BUDGET JAN-JUNE 2020	VARIANCE
			₦	₦	₦
		ADMINISTRATIVE SECTOR			
1	11100100100	GOVERNOR OFFICE (GAD)	68,723,344.08	70,033,823.12	1,310,479.04
2	011100100200	OFFICE OF THE DEPUTY GOVERNOR	21,780,395.31	23,910,175.81	2,129,780.50
3	011100300100	EKITI STATE BOUNDARY COMMISSION	4,621,639.68	5,575,028.16	953,388.48
4	011100800100	STATE EMERGENCY MANAGEMENT AGENCY	6,543,941.51	7,524,533.94	980,592.43
5	011101300200	POLITICAL AND ECONOMIC AFFAIRS DEPARTMENT.	19,722,050.68	20,251,826.13	529,775.45
6	011101300200	POLITICAL APPOINTEES (P&E)	649,057,357.54	603,378,007.18	(45,679,350.36)
7	011102100100	EKITI STATE LIAISON OFFICE -LAGOS	6,172,881.38	5,964,778.45	(208,102.94)
8	011102100200	EKITI STATE LIAISON OFFICE -ABUJA	5,665,771.86	6,929,062.92	1,263,291.06
9	011103700100	MUSLIM PILGRIM WELFARE BOARD	3,756,182.76	5,024,903.29	1,268,720.53
10	011103800100	CHRISTIAN PILGRIM WELFARE BOARD	6,571,881.88	8,649,098.35	2,077,216.47
11	011104400100	MINISTRY OF SPECIAL DUTIES		-	-
12	011111300100	GOVERNMENT HOUSE AND PROTOCOL	75,047,636.70	80,477,967.03	5,430,330.33
13	011111300500	CABINET DEPARTMENT GOV. OFFICE	17,791,895.42	18,879,689.54	1,087,794.12
14	011113200100	INTEGRATION & INTER-GOVERNMENTAL AFFAIRS	1,062,298.10	1,978,960.87	916,662.77
15	011200300100	HOUSE OF ASSEMBLY	253,530,116.99	330,009,964.29	76,479,847.30
16	012300100100	MINISTRY OF INFORMATION, YOUTH AND SPORTS DEVELOPMENT	46,337,457.78	55,318,200.20	8,980,742.42
17	012300100100	MINISTRY OF YOUTH & SPORT		633,464.22	
18	012300300100	BROADCASTING SERVICE OF EKITI STATE	85,991,779.52	95,400,805.69	9,409,026.17
19	012500500100	OFFICE OF ESTABLISHMENT AND TRAINING	43,584,449.14	45,002,655.23	1,418,206.09
20	014000100100	STATE AUDITOR GENERAL OFFICE	38,581,650.14	45,322,438.67	6,740,788.53
21	014000100100	AUDITOR GENERAL FOR LOCAL GOVT.	16,651,881.55	20,080,481.13	3,428,599.58

S/NO	ADMIN CODE	MINISTRIES/DEPARTMENTS/AGENCIES	ACTUAL JAN-JUNE 2020	BUDGET JAN-JUNE 2020	VARIANCE
			₦	₦	₦
22	014700100100	CIVIL SERVICE COMMISSION	25,945,374.03	22,695,927.78	(3,249,446.26)
23	014700300100	EKITI STATE LOCAL GOVERNMENT SERVICE COMMISSION		767,494.99	767,494.99
24	014800100100	STATE INDEPENDENT ELECTORAL COMMISSION	35,265,698.84	41,026,421.47	5,760,722.63
		TOTAL ADMINISTRATIVE SECTOR	1,432,405,684.89	1,514,835,708.39	82,430,023.49
		ECONOMIC SECTOR		-	
25	021500100100	MINISTRY OF AGRICULTURE AND RURAL DEVELOPMENT	204,207,027.71	228,595,459.37	24,388,431.66
26	021502100200	SCHOOL AGRICULTURE AND ENTERPRISE	4,361,985.54	4,917,831.40	555,845.86
27	021510200100	AGRICULTURAL DEVELOPMENT PROJECT	72,173,533.46	75,392,034.44	3,218,500.98
28	021511000100	FOUNTAIN AGRIC MARKETING AGENCY	10,745,033.18	13,575,002.37	2,829,969.19
29	022000100100	MINISTRY OF FINANCE AND ECONOMIC DEVELOPMENT	44,251,686.90	65,432,904.63	21,181,217.73
30	022000700100	OFFICE OF THE ACCOUNTANT-GENERAL	70,499,959.09	52,929,266.84	(17,570,692.25)
31	022000800100	INTERNAL REVENUE SERVICE	82,106,926.49	95,131,388.99	13,024,462.50
32	022000800300	EKITI STATE SIGNAGE AND ADVERTISEMENT (IRS)	205,020.00	207,947.26	2,927.26
33	022200100100	MINISTRY OF COMMERCE, INDUSTRIES AND COOPERATIVES	81,287,641.32	90,252,672.73	8,965,031.41
34	022200100600	MULTI PURPOSE CREDIT AGENCY	15,353,020.43	21,719,964.80	6,366,944.37
35	022700500100	JOB CREATION AND EMPLOYMENT AGENCY	4,632,624.12	5,778,636.39	1,146,012.27
36	023100300100	EKITI STATE ELECTRICITY BOARD	33,457,122.54	35,263,915.24	1,806,792.70
37	023400100100	MINISTRY OF WORKS AND TRANSPORT	140,131,189.51	174,293,489.72	34,162,300.21
38	023400200100	OFFICE OF SURVEYOR -GENERAL OF THE STATE	14,778,934.11	15,189,834.33	410,900.22
39	023400400100	EKITI STATE ROAD MAINTENMENT AGENCY (EKROMA)(PUBLIC WORKS CORPORATION)	9,446,797.50	11,105,789.87	1,658,992.37
40	023600400200	BUREAU OF TOURISM ART AND CULTURE	26,595,375.00	36,031,811.97	9,436,436.97
41		TOURISM BOARD	5,711,733.56	-	
42	023800100100	MINISTRY OF BUDGET AND ECONOMIC PLANNING	36,218,754.80	37,837,094.06	1,618,339.26

S/NO	ADMIN CODE	MINISTRIES/DEPARTMENTS/AGENCIES	ACTUAL JAN-JUNE 2020	BUDGET JAN-JUNE 2020	VARIANCE
			₦	₦	₦
43	023800400100	BUREAU OF STATISTICS	13,416,102.60	15,022,860.88	1,606,758.28
44	025210200100	EKITI STATE WATER CORPORATION	153,333,879.29	150,197,045.71	(3,136,833.58)
45	025210300100	RURAL WATER SUPPLY AND SANITATION AGENCY	15,827,747.85	16,017,952.10	190,204.25
46	025300100100	MINISTRY OF LAND, HOUSING AND URBAN DEVELOPMENT	41,541,788.13	46,041,545.10	4,499,756.97
47	025301000100	STATE HOUSING CORPORATION	39,710,207.66	50,223,182.91	10,512,975.25
48	025305600100	URBAN RENEWAL AGENCY	5,187,556.24	5,298,579.38	111,023.14
49		MINISTRY OF INFRASTRUCTURE DEVELOPMENT	1,886,906.32	-	
50	026100100100	MINISTRY OF PUBLIC UTILITIES	29,310,681.52	33,679,847.47	4,369,165.95
51		PENCOM	15,419,758.94	4,594,254.07	(10,825,504.87)
52	022200100500	EKITI STATE INVESTMENT PROMOTION AGENCY		80,000,000.00	
		TOTAL ECONOMICS SECTOR	1,171,798,993.81	1,364,730,311.98	120,529,958.05
		LAW AND JUSTICE SECTOR		-	
53	032600100100	MINISTRY OF JUSTICE	84,444,969.05	95,417,554.43	10,972,585.38
		TOTAL LAW AND JUSTICE SECTOR	84,444,969.05	95,417,554.43	10,972,585.38
		REGIONAL SECTOR		-	
		TOTAL REGIONAL SECTOR		-	
		SOCIAL SECTOR		-	
54	051400100100	MINISTRY OF WOMEN AFFAIRS, GENDER EMPOWERMENT & SOCIAL WELFARE	41,809,014.61	41,432,823.98	(376,190.63)
55	051700100100	MINISTRY OF EDUCATION, SCIENCE AND TECHNOLOGY	237,293,707.42	250,122,788.90	12,829,081.48
56	051700300100	STATE UNIVERSAL BASIC EDUCATION BOARD	157,775,773.95	180,227,419.77	22,451,645.82
57	051700800100	EKITI STATE LIBRARY BOARD	6,076,012.38	6,910,623.60	834,611.22
58	051702600000	NON-TEACHING STAFF (TSC) HQ	61,000,295.97	82,852,639.52	21,852,343.55
59	051705400100	STATE TEACHING SERVICE COMMISSION (SECONDARY SCHOOL TEACHERS)	3,881,981,311.70	4,332,080,338.01	450,099,026.31

S/NO	ADMIN CODE	MINISTRIES/DEPARTMENTS/AGENCIES	ACTUAL JAN-JUNE 2020	BUDGET JAN-JUNE 2020	VARIANCE
			₦	₦	₦
60	051705500100	BOARD FOR TECHNICAL AND VOCATIONAL EDUCATION	38,376,166.87	42,764,551.50	4,388,384.63
61	051705500200	AGENCY FOR ADULT AND NON-FORMAL EDUCATION	20,460,506.43	22,413,085.87	1,952,579.44
62	051705600100	STATE SCHOLARSHIP BOARD	4,476,818.20	7,806,899.90	3,330,081.70
63	051705600200	EDUCATION TRUST(ENDOWMENT) FUND	7,632,892.44	7,051,501.22	(581,391.23)
64	052100100100	MINISTRY OF HEALTH	149,642,153.50	155,003,983.77	5,361,830.26
65	052100300100	PRIMARY HEALTHCARE DEVELOPMENT AGENCY	32,178,751.36	10,706,353.59	(21,472,397.77)
66	052110200100	HOSPITAL MANAGEMENT BOARD	1,182,872,063.05	1,363,438,961.67	180,566,898.62
67	052111300100	CENTRAL MEDICAL STORE	9,626,304.61	12,176,330.48	2,550,025.87
68	053500100100	MINISTRY OF ENVIRONMENT	67,602,219.69	77,725,401.20	10,123,181.51
69	053501600100	STATE ENVIRONMENTAL PROTECTION AGENCY	7,750,691.71	7,035,051.70	(715,640.02)
70	053505300100	EKITI STATE WASTE MANAGEMENT BOARD	11,659,174.50	12,073,788.08	414,613.57
71	053905100100	EKITI STATE SPORT COUNCIL	27,729,316.30	30,292,657.42	2,563,341.12
72	0505100100100	MINISTRY FOR LOCAL GOVERNMENT, COMMUNITY DEVELOPMENT AND CHIEFTANCY AFFAIRS-STATE	31,125,973.75	32,662,235.69	1,536,261.94
		TOTAL SOCIAL SECTOR	5,977,069,148.44	6,674,777,435.80	697,708,287.36
				-	
		PERSONEL COST SUMMARY		-	
		ADMINISTRATION SECTOR	1,432,405,684.89	1,514,835,708.39	82,430,023.49
		ECONOMIC SECTOR	1,171,798,993.81	1,364,730,311.98	192,931,318.17
		LAW AND JUSTICE SECTOR	84,444,969.05	95,417,554.43	10,972,585.38
		REGIONAL SECTOR	-	-	-
		SOCIAL SECTOR	5,977,069,148.44	6,674,777,435.80	697,708,287.36
		TOTAL (A)	8,665,718,796.19	9,649,761,010.59	984,042,214.40
		CORPERS ALLOWANCE	13,280,192.23	17,380,646.83	4,100,454.60

S/NO	ADMIN CODE	MINISTRIES/DEPARTMENTS/AGENCIES	ACTUAL JAN-JUNE 2020	BUDGET JAN-JUNE 2020	VARIANCE
			₦	₦	₦
		REPATRIATION	3,565,944.30	3,965,031.73	399,087.43
		LOCUM/INTERN	12,695,171.34	4,855,901.03	(7,839,270.31)
		LEAVE BONUS	-	200,000,000.00	200,000,000.00
		STATE HEALTH INSURANCE SCHEME (SHIS)	-	-	-
		CHRISTMAS BONUS	-	-	-
		TOTAL (B)	29,541,307.87	226,201,579.59	183,380,079.49
		GRAND TOTAL (A+B)	8,695,260,104.06	9,875,962,590.18	1,180,702,486.12
		ADD UNREMITTED DEDUCTION (2019) D	-	-	
		GRAND TOTAL C+D	8,695,260,104.06	-	
		LESS UNREMITTED DEDUCTION AS AT JUNE 2020	1,181,465,253.32	-	
		ACTUAL AMOUNT PAID	7,513,794,850.74	-	

SOCIAL CONTRIBUTIONS

S/NO	ADMIN CODE	MINISTRIES/DEPARTMENTS/AGENCIES	ACTUAL	BUDGET JAN-JUNE 2020	VARIANCE
1		5% CONTRIBUTION TO REDEEMABLE RETIREMENT FUND ACCOUNT	-	-	-
2		10% CONTRIBUTION TO RETIREMENT SAVINGS FUND ACCOUNT	27,000,000.00	-	(27,000,000.00)
		TOTAL	27,000,000.00	-	(27,000,000.00)

NOTE 18: SOCIAL BENEFITS (ACTUAL CASH PAYMENT)

		JANUARY - JUNE 2020		
CODE	DETAILS	ACTUAL	BUDGET JAN-JUNE 2020	VARIANCE
		₦		₦
210301	PENSION	2,936,217,582.12	-	(2,936,217,582.12)
210301	GRATUITY	117,917,470.00	-	(117,917,470.00)
210301	PENSION/MAINTENANCE FOR PAST POLITICAL OFFICE HOLDERS (GOVS. & DEP. GOVS.)	-	-	-
	TOTAL	3,054,135,052.12	-	(3,054,135,052.12)

NOTE 19: PUBLIC DEBT CHARGES (ACTUAL CASH PAYMENT)

		JANUARY - JUNE 2020	BUDGET	
CODE	DETAILS	ACTUAL	JAN-JUNE 2019	VARIANCE
		₦	₦	₦
220602	LEGAL CHARGES	-		
220602	CONSULTANCY & SETTLEMENTS	-		
	FINANCIAL CHARGES	171,925,755.02	200,267,834.22	28,342,079.20
220602	DOMESTIC LOAN INTEREST CHARGES	1,808,967,356.38		
220601	FOREIGN LOAN INTEREST CHARGES	136,498,741.68	-	(1,945,466,098.06)
	TOTAL	2,117,391,853.08	200,267,834.22	(1,917,124,018.87)

OTE 21: SUBVENTION/GRANTS TO TERTIARY INSTITUTIONS AND PARASTALTALS (ACTUAL CASH PAYMENT)

S/NO	ADMIN CODE	TETIARY INSTITUTIONS/PARASTALTALS	ACTUAL JAN-JUNE 2020	BUDGET JAN-JUNE 2020	VARIANCE
			₦	₦	₦
1	012300200100	MINISTRY OF INFORMATION, YOUTH AND SPORT (CIVIC ORIENTATION)	-	7,128,298.89	7,128,298.89
2	012400400100	NIGERIA SECURITY AND CIVIL DEFENCE CORPS	3,499,998.00	4,279,013.47	779,015.47
3	012400400200	NIGERIAN LEGION	1,200,000.00	1,350,768.56	150,768.56
4	031800100100	THE JUDICIARY	468,035,496.00	707,937,131.13	239,901,635.13
5	031801100100	JUDICIAL SERVICE COMMISSION	32,595,996.00	97,104,697.68	64,508,701.68
6	051701800100	COLLEGE OF EDUCATION - IKERE EKITI	1,309,186,985.00	1,200,000,000.00	(109,186,985.00)
7	051702100100	EKITI STATE UNIVERSITY	2,519,967,531.00	1,800,000,000.00	(719,967,531.00)
8	052102600100	EKITI STATE UNIVERSITY TEACHING HOSPITAL	1,312,413,688.38	1,300,000,000.00	(12,413,688.38)
9	052110600100	COLLEGE OF HEALTH TECHNOLOGY	228,507,439.74	240,000,000.00	11,492,560.26
10	053905100200	EKITI UNITED FOOTBALL CLUB	36,000,000.00	36,935,055.23	935,055.23
11	22040102	COLLEGE OF AGRICULTURE, ISAN	150,145,000.00	300,000,000.00	149,855,000.00
12	011101300233	MINISTRY OF REGIONAL DEVELOPMENT AND SPECIAL DUTIES (DAWN COMMISSION)	20,000,000.00	20,000,000.00	-
		TOTAL	6,081,552,134.12	5,714,734,964.95	(366,817,169.18)

NOTE 22: PURCHASE/CONSTRUCTION OF ASSETS

S/NO	ADMIN CODE	MINISTRIES/DEPARTMENTS/AGENCIES	ACTUAL JAN-JUNE 2020	BUDGET JAN-JUNE 2020	VARIANCE
			₦	₦	₦
		ADMINISTRATIVE SECTOR			
1	011100100100	GOVERNOR'S OFFICE (GAD)	181,594,680.87	749,674,999.98	568,080,319.11
2	011100100101	EKITI STATE GOVERNORS LODGE, ABUJA	-	-	-
3	011100100200	OFFIC OF THE DEPUTY GOVERNOR	-	37,500,000.00	37,500,000.00
4	011100300100	EKITI STATE BOUNDARY COMMISSION	-	2,500,000.00	2,500,000.00
5	011100800100	STATE EMERGENCY MANAGEMENT AGENCY (SEMA)	-	14,400,000.00	14,400,000.00
6	011101000100	BUREAU OF PUBLIC PROCUREMENT (BPP)	15,000,000.00	100,000,000.00	85,000,000.00
7	011101300100	OFFICE OF SECRETARY TO THE STATE GOVERNMENT (SSG)	-	10,000,000.00	10,000,000.00
8	11101300200	POLITICAL AND ECONOMIC AFFAIRS DEPARTMENT (P&E)	173,380,000.00	700,000,000.00	526,620,000.00
9	011101300400	POLITICAL AND INTER-PARTY AFFAIRS (P & E)	-	32,000,000.00	32,000,000.00
10	011102000100	EKITI STATE STOMACH INFRASTRUCTURE AGENCY	-	-	-
11	011102100200	EKITI STATE LIAISON OFFICE -ABUJA	-	8,542,584.21	8,542,584.21
12	011103400100	BUREAU OF PUBLIC SERVICE REFORMS	-	-	-
13	011103400200	BUREAU OF TRANSFORMATION AND STRATEGY	-	5,000,000.00	5,000,000.00
14	011103500100	EKITI STATE PENSION COMMISSION	-	-	-
15	11103500200	PENSION TRANSITION ARRANGEMENT DEPARTMENT	-	7,500,000.00	7,500,000.00
16	011103700100	MUSLIM PILGRIM WELFARE BOARD	-	1,125,000.00	1,125,000.00
17	011103800100	CHRISTIAN PILGRIM WELFARE BOARD	-	1,575,000.00	1,575,000.00
18	011111300100	GOVERNMENT HOUSE & PROTOCOL	184,000,000.00	515,000,000.00	331,000,000.00
19	011111300500	CABINET DEPARTMENT GOV. OFFICE	-	377,250,000.00	377,250,000.00
20	011113200100	INTEGRATION & INTER-GOVERNMENTAL AFFAIRS (MIN. of SPECIAL DUTIES)	-	-	-
21	011200300100	HOUSE OF ASSEMBLY	127,183,629.98	280,000,000.00	152,816,370.02
22	011200400100	HOUSE OF ASSEMBLY SERVIC COMMISSION	-	28,020,096.80	28,020,096.80
23	012300100100	MINISTRY OF INFORMATION	-	50,000,000.00	50,000,000.00
24		BROADCASTING SERVICE OF EKITI STATE	-	10,000,000.00	10,000,000.00
25	012300300100	GOVERNMENT PRINTING PRESS	-	5,000,000.00	5,000,000.00

S/NO	ADMIN CODE	MINISTRIES/DEPARTMENTS/AGENCIES	ACTUAL JAN-JUNE 2020	BUDGET JAN-JUNE 2020	VARIANCE
			₦	₦	₦
26	012301300100	OFFICE OF THE HEAD OF SERVICE	-	2,500,000.00	2,500,000.00
27	012500100100	OFFICE OF ESTABLISHMENT AND TRAINING	-	7,976,311.99	7,976,311.99
28		OFFICE OF CAPACITY DEVELOPMENT AND REFORMS		17,500,000.00	17,500,000.00
29	012500500100	STATE AUDITOR GENERAL OFFICE	-	30,000,000.00	30,000,000.00
30	014000100100	OFFICE OF AUDITOR-GENERAL FOR LOCAL GOVERNMENT	-	9,250,000.00	9,250,000.00
31	014000100300	CIVIL SERVICE COMMISSION	-	6,000,000.00	6,000,000.00
32	014700100100	STATE INDEPENDENT ELECTORAL COMMISSION	-	136,000,000.00	136,000,000.00
	014800100100	TOTAL ADMINISTRATION SECTOR	681,158,310.85	3,144,313,992.97	2,463,155,682.12
				-	-
		ECONOMIC SECTOR		-	-
33		MINISTRY OF AGRICULTURE AND RURAL DEVELOPMENT	-	317,778,401.73	317,778,401.73
34	021500100100	MINISTRY OF AGRICULTURE AND RURAL DEVELOPMENT (EXTERNAL FINANCE)	47,942,161.26	-	(47,942,161.26)
35	021500100100	DIRECTORATE OF FARM SETTLEMENT AND PEASANT FARMER DEVELOPMENT	-	25,000,000.00	25,000,000.00
36	021500100300	SCHOOL AGRICULTURE AND ENTERPRISE	-	6,262,389.11	6,262,389.11
37	021502100200	AGRICULTURAL DEVELOPMENT PROJECT	-	216,529,518.40	216,529,518.40
38	021510200100	FADAMA PROJECT	-	20,408,205.70	20,408,205.70
39	021510200200	FADAMA PROJECT (EXTERNAL FINANCE)	-	-	-
40	021510200200	FORESTRY DEPARTMENT	-	35,000,000.00	35,000,000.00
41	021510900100	FOUNTAIN AGRIC MARKETING AGENCY	-	7,969,401.90	7,969,401.90
42	21511100200	RAAMP		405,045,070.24	405,045,070.24
42	021511000100	MINISTRY OF FINANCE AND ECONOMIC DEVELOPMENT	27,531,100.00	10,000,000.00	#REF!
43	022000100100	CENTRAL INTERNAL AUDIT OFFICE	-	212,500,000.00	184,968,900.00
44	022000600100	OFFICE OF THE ACCOUNTANT GENERAL	-	50,000,000.00	50,000,000.00
45	022000700100	INTERNAL REVEUNE SERVICE	-	18,000,000.00	18,000,000.00
46	22000800100	MINISTRY OF REGIONAL DEV. & SPECIAL DUTIES	-	32,500,000.00	32,500,000.00
47		EKITI STATE SIGNAGE & ADVERTISEMENT	-	154,176,293.79	154,176,293.79
48		MINISTRY OF COMMERCE, INDUSTRIES AND COOPERATIVES	24,774,079.87	-	#REF!
49	022200100100	EKITI STATE ENTERPRISES DEVELOPMENT AGENCY		34,047,200.78	9,273,120.91

S/NO	ADMIN CODE	MINISTRIES/DEPARTMENTS/AGENCIES	ACTUAL JAN-JUNE 2020	BUDGET JAN-JUNE 2020	VARIANCE
			₦	₦	₦
		EKITI STATE INVESTMENT PROMOTION AGENCY	72,168,500.00		
50	022200100500	MULTI PURPOSE CREDIT AGENCY	6,500,000.00	515,000,000.00	508,500,000.00
52	022200100500	EKITI STATE INVESTMENT PROMOTION AGENCY		-	-
53		SOCIAL INVESTMENT PROGRAMME		-	-
51	022200100600	BUREAU OF PRODUCTIVITY AND EMPOWERMENT	-	-	-
52	022700100200	JOB CREATION AND EMPLOYMENT AGENCY	-	112,500,000.00	112,500,000.00
53	022700500100	PROJECT FINANCE MANAGEMENT DRAWDOWN	-	14,500,000.00	14,500,000.00
54	22700600100	BUREAU OF COMMUNICATION, TECHNOLOGY & SOCIAL MEDIA	-	247,500,000.00	247,500,000.00
55		BUREAU OF INFORMATION, COMMUNICATION AND TECHNOLOGY (ICT)	783,900.00	15,000,000.00	14,216,100.00
56	022800700100	EKITI STATE TRAFFIC MANAGEMENT AGENCY	-	5,230,500,000.00	5,230,500,000.00
57	022905500100	EKITI STATE ELECTRICITY BOARD	6,724,981.00	260,000,000.00	253,275,019.00
61		EKITI STATE OFFICE OF ENERGY MATTERS		9,435,742.14	9,435,742.14
58	023100300100	EKITI STATE MINERAL RESOURCES DEVELOPMENT AGENCY	-	12,500,000.00	12,500,000.00
59	023305100100	MINISTRY OF WORKS AND TRANSPORT	941,142,616.78	984,817,704.00	43,675,087.22
60	023400100100	PUBLIC WORKS CORPORATION (EKROMA)	37,450,723.10	#VALUE!	#VALUE!
61		OFFICE OF SURVEYOR -GENERAL OF THE STATE	-	-	-
62	023400200100	BUREAU OF TOURISM ART AND CULTURE		40,000,000.00	40,000,000.00
63	023600400200	MINISTRY OF BUDGET AND ECONOMIC PLANNING	97,796,965.33	37,500,000.00	(60,296,965.33)
64	023800100100	YOUTH EMPLOYMENT AND SOCIAL SUPPORT OPERATION (YESSO) DRAW DOWN	-	-	-
65	023800100100	GRANTS FROM UNICEF ASSISTED PROGRAMMES		25,000,000.00	25,000,000.00
66	023800100100	BUREAU OF STATISTICS		902,990,000.00	902,990,000.00
67	023800400100	SUSTAINABLE DEVELOPMENT GOALS (SDG) OFFICE		159,145,434.00	159,145,434.00
68	023800400200	SDG (DRAW DOWN)		-	-
69	023800400200	FISCAL RESPONSIBILITY COMMISSION		-	-
70	025000100100	EKITI STATE WATER CORPORATION		-	-
71	025210200100	RURAL WATER SUPPLY AND SANITATION AGENCY		-	-
72	025210300100	RURAL WATER SUPPLY AND SANITATION AGENCY (EXTERNAL FINANCE)		284,500,000.00	284,500,000.00

S/NO	ADMIN CODE	MINISTRIES/DEPARTMENTS/AGENCIES	ACTUAL JAN-JUNE 2020	BUDGET JAN-JUNE 2020	VARIANCE
			₦	₦	₦
73	025210300100	2ND NATIONAL URBAN WATER SECTOR REFORM PROJECT (NUWSRP-3)	2,353,152,268.89	8,435,742.14	(2,344,716,526.76)
74	025210300100	FEDERAL MINISTRY OF WATER RESOURCES ASSISTED PROGRAMM		44,000,000.00	44,000,000.00
75	025210300100	EU ASSISTED WATER SUPPLY/SANITATION SECTOR REFORM PROGRAMM III		15,000,000.00	15,000,000.00
76	025210300100	MINISTRY OF LAND, HOUSING AND URBAN DEVELOPMENT	20,312,619.70	12,501,220.00	(7,811,399.70)
77	025300100100	STATE HOUSING CORPORATION	-	#REF!	#REF!
78	025301000100	URBAN RENEWAL AGENCY		11,874,631,416.64	11,874,631,416.64
79	025305600100	MINISTRY OF PUBLIC UTILITIES		-	-
80	026100100100	UTILITY SERVICE DEPARTMENT	2,500,000.00	49,464,624.66	46,964,624.66
	026100100200	TOTAL ECONOMIC SECTOR	3,638,779,915.93	209,106,317.35	(3,429,673,598.58)
					-
		LAW AND JUSTICE SECTOR			-
80		THE JUDICIARY	-	49,464,624.66	49,464,624.66
81	031800100100	JUDICIAL SERVICE COMMISSION	-	5,000,000.00	5,000,000.00
82	031801100100	MINISTRY OF JUSTICE	-	209,106,317.35	209,106,317.35
83	032600100100	OFFICE OF PUBLIC DEFENDER	-	14,678,832.75	14,678,832.75
84	032600700200	CUSTOMARY COURT OF APPEAL	-	-	-
	032605200100	TOTAL LAW AND JUSTICE SECTOR	-	278,249,774.76	278,249,774.76
				-	-
		REGIONAL SECTOR		-	-
85		EKITI STATE COMMUNITY DEVELOPMENT AGENCY (DRAW DOWN)	-	-	-
	045102500200	EKITI STATE COMMUNITY AND SOCIAL DEVELOPMENT AGENCY	-	37,500,000.00	37,500,000.00
86	045102100400	TOTAL REGIONAL SECTOR	-	37,500,000.00	37,500,000.00
				-	-
		SOCIAL SERVICE SECTOR		-	-
87		MINISTRY OF YOUTHS AND SPORTS	5,000,000.00	57,500,000.00	52,500,000.00
88	051305500100	EKITI DIASPORA OFFICE		-	-
89	051400100100	MINISTRY OF WOMEN AFFAIRS, GENDER EMPOWERMENT & SOCIAL WELFARE	31,740,000.00	400,558,746.91	368,818,746.91
90		EKITI STATE OFFICE FOR DISABILITY AFFAIRS	1,000,000.00	25,000,000.00	24,000,000.00

S/NO	ADMIN CODE	MINISTRIES/DEPARTMENTS/AGENCIES	ACTUAL JAN-JUNE 2020	BUDGET JAN-JUNE 2020	VARIANCE
			₦	₦	₦
91	051700100100	MINISTRY OF EDUCATION, SCIENCE ND TECHNOLOGY	9,267,000.00	794,000,000.00	784,733,000.00
92	051700100100	FOREIGN LOAN DRAW DOWN(SEPIP)		-	-
93	051700300100	STATE UNIVERSAL BASIC EDUCATION BOARD		62,072,485.00	62,072,485.00
94	051700300100	UBEC PROJECT (FEDERAL GOVT./WORLD BANK)	1,231,929,494.80	-	(1,231,929,494.80)
95	051700800100	EKITI STATE LIBRARY BOARD		2,146,359.01	2,146,359.01
96	051701800100	COLLEGE OF EDUCATION - IKERE EKITI		75,000,000.00	75,000,000.00
97	051702100100	EKITI STATE UNIVERSITY		50,000,000.00	50,000,000.00
	51702200100	COLLEGE OF AGRIC, ISAN EKITI		250,000,000.00	250,000,000.00
98	051705400100	STATE TEACHING SERVICE COMMISSION		5,000,000.00	5,000,000.00
99	051705500100	BOARD FOR TECHNICAL AND VOCATIONAL EDUCATION		156,928,103.49	156,928,103.49
100	051705500200	AGENCY FOR ADULT AND NON-FORMAL EDUCATION		1,425,000.00	1,425,000.00
101	051705500300	COOPERATIVE DEPARTMENT AND COOPERATIVE COLLEGE, IJERO-EKITI		-	-
102	051705600100	STATE SCHOLARSHIP BOARD		1,105,127.49	1,105,127.49

S/NO	ADMIN CODE	MINISTRIES/DEPARTMENTS/AGENCIES	ACTUAL JAN-JUNE 2020	BUDGET JAN-JUNE 2020	VARIANCE
			₦	₦	₦
103	051705600200	EDUCATION TRUST(ENDOWMENT) FUND		3,000,000.00	(240,480,000.00)
104	052100100100	MINISTRY OF HEALTH	243,480,000.00	689,585,509.55	689,585,509.55
105		STATE HEALTH INSURANCE SCHEME (SHIS)	-	132,500,000.00	132,500,000.00
106	052100100100	EKITI STATE AIDS CONTROL AGENCY (EXTERNAL FINANCE)	-	-	-
107	052100100200	EKITI STATE AIDS CONTROL AGENCY	-	17,025,000.00	8,626,100.00
108	052100300100	PRIMARY HEALTHCARE DEVELOPMENT AGENCY	8,398,900.00	323,881,310.00	323,881,310.00
109	052102600100	EKITI STATE UNIVERSITY TEACHING HOSPITAL		125,000,000.00	125,000,000.00
110	052110200100	HOSPITAL MANAGEMENT BOARD		25,000,000.00	25,000,000.00
111	052110600100	COLLEGE OF HEALTH TECHNOLOGY		125,000,000.00	125,000,000.00
112	052111300100	CENTRAL MEDICAL STORE		25,500,000.00	25,500,000.00
113	053500100100	MINISTRY OF ENVIRONMENT		61,424,077.50	61,424,077.50
114	053501600100	STATE ENVIRONMENTAL PROTECTION AGENCY		7,818,000,000.00	7,818,000,000.00
115	053505300100	EKITI STATE WASTE MANAGEMENT BOARD		40,700,000.00	25,700,000.00
116	053905100100	EKITI STATE SPORT COUNCIL	15,000,000.00	20,000,000.00	20,000,000.00
117	0505100100100	MINISTRY FOR LOCAL GOVERNMENT AND COMMUNITY DEVELOPMENT		65,000,000.00	65,000,000.00
118	0505100200100	CHIEFTANCY AFFAIRS		82,000,000.00	82,000,000.00
119	0505100300100	EKITI STATE COUNCIL OF OBAS		-	278,249,774.76
		TOTAL SOCIAL SERVICE SECTOR	1,545,815,394.80	11,434,351,718.94	10,166,786,098.89
		SUMMARY			
		ADMINISTRATIVE SECTOR	681,158,310.85		
		ECONOMIC SECTOR	3,638,779,915.93		
		LAW AND JUSTICE SECTOR	-		
		REGIONAL SECTOR	-		
		SOCIAL SERVICE SECTOR	1,545,815,394.80		
		TOTAL	5,865,753,621.58		

NOTE 20: OVERHEAD COST (BY SECTORS)

S/NO	ADMIN CODE	MINISTRIES/DEPARTMENTS/AGENCIES	ACTUAL JAN-JUNE 2020	BUDGET JAN-JUNE 2020	VARIANCE
			₦	₦	₦
		ADMINISTRATIVE SECTOR			
1	011100100100	GOVERNOR OFFICE (GAD)	10,187,000.00	175,415,097.48	165,228,097.48
2	011100100101	EKITI STATE GOVERNORS LODGE, ABUJA	1,100,000.00	1,695,000.00	595,000.00
3	011100100200	OFFICE OF THE DEPUTY GOVERNOR	132,673,200.00	160,000,000.00	27,326,800.00
4	011100100201	EKITI STATE DEPUTY GOVERNORS LODGE, ABUJA	500,000.00	600,000.00	100,000.00
5		ECONOMIC PRESERVATION & GENERAL ENFORCEMENT (OFFICE OF DEPUTY GOVERNOR)	200,000.00	262,500.00	62,500.00
6	011100200101	OFFICE OF THE SPECIAL ADVISER GOVERNORS OFFICE (GH&P)		59,332.57	59,332.57
7	11100200103	OFFICE OF THE SPECIAL ADVISER, NATIONAL ASSEMBLY	800,000.00	2,400,000.00	1,600,000.00
8	11100200108	OFFICE OF THE SPECIAL ASSISTANT (SPECIAL DUTIES)	400,000.00	525,000.00	125,000.00
9	11101300231	SPECIAL ASSISTANT ALLIED MATTERS	1,200,000.00	5,000,000.00	3,800,000.00
10	11101300232	SPECIAL ASSISTANT TERTIARY INSTITUTION	947,000.00	2,000,000.00	1,053,000.00
11	011100200118	OFFICE OF PRIVATE SECRETARY TO GOVERNOR (GH&P)		-	-
12	023800100200	SPECIAL ASSISTANT DEVELOPMENT MATTERS		-	-
13	011102100300	SPECIAL ADVISER, FEDERAL MATTERS	4,000,000.00	10,000,000.00	6,000,000.00
14	011102100400	SPECIAL ASSISTANT, PROTOCOL	400,000.00	1,800,000.00	1,400,000.00
15	011111300300	OFFICE OF SPECIAL ASSISTANT ON ECONOMIC MATTERS	1,049,000.00	3,000,000.00	1,951,000.00
16	011100300100	EKITI STATE BOUNDARY COMMISSION	800,000.00	900,000.00	100,000.00
17	011100300200	BOUNDARY TECHNICAL COMMITTEE(D-GOV)	400,000.00	996,000.00	596,000.00
18	011100300200	OFFICE OF ECONOMIC PRESERVATION AND GENERAL ENFORCEMENT		-	-
19	011100800100	STATE EMERGENCY MANAGEMENT AGENCY (SEMA)	6,500,000.00	20,073,000.00	13,573,000.00
20	011100800100	CONTROL MONITORING OF DISASTER SITE	200,000.00	262,500.00	62,500.00
21	011101000100	BUREAU OF PUBLIC PROCUREMENT (BPP)	2,000,000.00	5,200,000.00	3,200,000.00
22	011101000200	STATE PROJECTS MONITORING AND EVALUATION OFFICE	400,000.00	600,000.00	200,000.00

S/NO	ADMIN CODE	MINISTRIES/DEPARTMENTS/AGENCIES	ACTUAL JAN-JUNE 2020	BUDGET JAN-JUNE 2020	VARIANCE
			₦	₦	₦
23	011101000300	PROJECT EVALUATION COMMITTEE	300,000.00	450,000.00	150,000.00
24				-	-
25	011101300100	SECRETARY TO THE STATE GOVERNMENT (SSG)	19,522,500.00	30,000,000.00	10,477,500.00
26	011101300200	POLITICAL AND ECONOMIC AFFAIRS DEPARTMENT.	504,174,910.64	388,665,267.00	(115,509,643.65)
27	011101300200	QUARTERLY LEGISLATIVE EXECUTIVE	200,000.00	262,500.00	62,500.00
28	011101300200	POLICY AND STRATEGY (P&E)	200,000.00	262,500.00	62,500.00
29	11101300800	SA, NGO	100,000.00	7,500,000.00	7,400,000.00
30	011101300300	ECONOMIC AND PARASTATALS (P & E)	400,000.00	600,000.00	200,000.00
31	11101300400	PARASTATAL AFFAIRS DEPARTMENT	2,000,000.00	5,000,000.00	3,000,000.00
32	011101300400	POLITICAL AND INTER-PARTY AFFAIRS (P & E)	6,000,000.00	3,830,175.00	(2,169,825.00)
33	23050164	SALARIES AND ENTITLEMENT OF POLITICAL OFFICE HOLDERS	5,946,229.92	-	(5,946,229.92)
34	011101300700	NIREC (P & E)	700,000.00	1,059,375.00	359,375.00
35	011102100100	EKITI STATE LIAISON OFFICE -LAGOS	2,442,000.00	5,000,000.00	2,558,000.00
36	011102100200	EKITI STATE LIAISON OFFICE -ABUJA	9,959,540.00	8,385,000.00	(1,574,540.00)
37	011102100300	EKITI STATE LIAISON OFFICE -AKURE	100,000.00	500,000.00	400,000.00
38	011102100201	MAINTENANCE OF LIAISON OFFICE, ABUJA STAFF QUARTERS	500,000.00	750,000.00	250,000.00
39	011103400200	BUREAU OF TRANSFORMATION AND STRATEGY	2,960,000.00	4,619,925.00	1,659,925.00
40	011103500100	EKITI STATE PENSION COMMISSION/BOARD	6,500,000.00	7,125,000.00	625,000.00
41	011103500100	5% CONTRIBUTION OF REDEEMABLE RETIREMENT FUND ACCOUNT		-	-
42	011103500100	10% GOVERNMENT CONTRIBUTION TO CPS	-	-	-
43	011103500100	EKITI STATE PENSION COMMISSION (ACTUARIAL VALUATION)		-	-
44	011103700100	MUSLIM PILGRIM WELFARE BOARD	400,000.00	8,490,000.00	8,090,000.00
45	011103800100	CHRISTIAN PILGRIM WELFARE BOARD	3,037,205.50	4,301,400.00	1,264,194.50
46	011103800100	MINISTRY OF REGIONAL DEVELOPMENT AND SPECIAL DUTIES	1,200,000.00	1,983,250.00	783,250.00
47	11101300233	DAWN COMMISSION	-	-	-

S/NO	ADMIN CODE	MINISTRIES/DEPARTMENTS/AGENCIES	ACTUAL JAN-JUNE 2020	BUDGET JAN-JUNE 2020	VARIANCE
			₦	₦	₦
48	011104800100	EKITI STATE CITIZENS RIGHTS	1,000,000.00	360,000.00	(640,000.00)
49	011110500100	OFFICE OF THE CHIEF OF STAFF	19,200,000.00	21,000,000.00	1,800,000.00
50	011110500101	APPOINTMENT DEPARTMENT (CSC)	600,000.00	720,000.00	120,000.00
51	011111100100	PUBLIC-PRIVATE PARTNERSHIP	280,000.00	367,500.00	87,500.00
52	011111300100	GOVERNMENT HOUSE PROTOCOL	1,311,200,814.24	2,016,055,437.50	704,854,623.26
53	011111300400	MAINTENANCE OF GOVERNORS LODGE	200,000.00	300,000.00	100,000.00
54	11111300400	SA COMMUNICATION & STRATEGY	1,000,000.00	25,000,000.00	24,000,000.00
52		SA POLICY AND DOCUMENTATION		20,000,000.00	20,000,000.00
55	011111300500	MAINTENANCE OF EXCO CHAMBERS	761,600.00	1,750,000.00	988,400.00
56	011111300500	CABINET DEPARTMENT GOV. OFFICE	18,213,800.00	25,366,100.00	7,152,300.00
57	22021041	CONTINGENCY OVERHEAD CABINET	1,099,814,500.97	-	(1,099,814,500.97)
58	22021041	CONTINGENCY OVERHEAD GAD	825,000,000.00	-	(825,000,000.00)
59	22021041	CONTINGENCY OVERHEAD FINANCE	8,852,000.00	2,500,000,000.00	2,491,148,000.00
60	11111300600	SSA MOBILIZATION, URBAN & RURAL	1,000,000.00	25,000,000.00	24,000,000.00
61	11111300700	SECRETARIAT, OFFICE OF THE GOVERNOR	5,000,000.00	12,000,000.00	7,000,000.00
62	011111400100	CHIEF PRESS SECRETARY/ SA MEDIA	10,920,000.00	19,000,000.00	8,080,000.00
63	011113200100	INTEGRATION & INTER-GOVERNMENTAL AFFAIRS	1,200,000.00	1,800,000.00	600,000.00
64	011200300100	HOUSE OF ASSEMBLY	405,298,000.00	763,574,180.87	358,276,180.87
65	011200400100	HOUSE OF ASSEMBLY SERVIC COMMISSION	12,941,000.00	50,000,000.00	37,059,000.00
66	11200500100	SEVERANCE ALLOWANCE FOR HOUSE OF ASSEMBLY	19,000,000.00	-	(19,000,000.00)
67	011200400100	MINISTRY OF INFORMATION	41,710,000.00	62,748,993.15	21,038,993.15
68				-	-
69	012300300100	BROADCASTING SERVICE OF EKITI STATE	5,692,786.16	4,789,179.24	(903,606.92)
70	12400400200	NIGERIAN LEGION	-	-	-
71	012301300100	GOVERNMENT PRINTING PRESS	-	-	-

S/NO	ADMIN CODE	MINISTRIES/DEPARTMENTS/AGENCIES	ACTUAL JAN-JUNE 2020	BUDGET JAN-JUNE 2020	VARIANCE
			₦	₦	₦
72	012400700100	EKITI STATE FIRE SERVICE	1,500,000.00	1,200,000.00	(300,000.00)
73	012500100100	OFFICE OF THE HEAD OF SERVICE	12,274,000.00	12,789,620.00	515,620.00
74	012500100200	PERSONNEL DEPARTMENT (CSC)	600,000.00	720,000.00	120,000.00
75	12500100300	MAINTENANCE OF STATE SECRETARIAT	1,000,000.00	-	(1,000,000.00)
76	12500500200	MAINTENANCE OF GOVERNOR'S OFFICE	23,750,000.00	-	(23,750,000.00)
77	012500500100	OFFICE OF ESTABLISHMENT AND TRAINING	25,345,000.00	18,378,402.78	(6,966,597.22)
78	012500500200	ESTABLISHMENT AND MANAGEMENT SERVICES DEPT. (ESTABS)	800,000.00	1,200,000.00	400,000.00
79	012500500300	PENSIONS DEPARTMENT (ESTABS)	480,000.00	720,000.00	240,000.00
80	012500500400	STAFF MATTERS AND INDUSTRIAL RELATIONS DEPARTMENT (ESTABS)	500,000.00	600,000.00	100,000.00
81	12500500900	HOSTING OF PUBLIC SERVICES GAMES		30,000,000.00	30,000,000.00
82	12500500300	LABOUR AND INDUSTRIAL RELATION	6,540,000.00	15,050,000.00	8,510,000.00
83	012500500500	TRAINING AND MANPOWER DEPARTMENT (ESTABS)	500,000.00	600,000.00	100,000.00
84	012500500600	STAFF DEVELOPMENT CENTRE (ESTABS)	500,000.00	525,000.00	25,000.00
85	012500500700	STAFF HOUSING LOANS BOARD (ESTABS)	200,000.00	750,000.00	550,000.00
86	012500500800	PEER REVIEW FORUM FOR HEAD OF SERVICE AND PERMANENT SECRETARIES (ESTABS)	1,500,000.00	1,800,000.00	300,000.00
87	012500500800	OFFICE OF CAPACITY DEVELOPMENT AND REFORM	8,320,000.00	125,297,000.00	116,977,000.00
88	012500600100	PUBLIC SERVICE COORDINATING UNIT (HOS)	1,140,000.00	1,250,000.00	110,000.00
89	014000100100	STATE AUDITOR GENERAL OFFICE	10,246,000.00	9,714,000.00	(532,000.00)
90	014000100100	PENSION AND GRATUITY (STATE AUDIT)	250,000.00	500,000.00	250,000.00
91	014000100100	GOVERNMENT ACCOUNT MANAGEMENT UNITS	250,000.00	500,000.00	250,000.00
92	014000100300	AUDITING OF ALL SECONDARY SCHOOL	1,500,000.00	1,800,000.00	300,000.00
93	014000100300	OFFICE OF THE AUDITOR GENERAL FOR LOCAL GOVERNMENT	1,530,000.00	10,417,827.68	8,887,827.68
94	014700100100	CIVIL SERVICE COMMISSION	8,784,000.00	13,857,187.50	5,073,187.50
95	014700200100	CIVIL SERVICE TRANSFORMATION	560,000.00	840,000.00	280,000.00
96	014700300100	EKITI STATE LOCAL GOVERNMENT SERVICE COMMISSION		-	-

S/NO	ADMIN CODE	MINISTRIES/DEPARTMENTS/AGENCIES	ACTUAL JAN-JUNE 2020	BUDGET JAN-JUNE 2020	VARIANCE
			₦	₦	₦
97	014000100200	MONITORING AND SPECIAL AUDIT DEPARTMENT	500,000.00	600,000.00	100,000.00
98	011103500200	PENSION TRANSITION ARRANGEMENT DEPARTMENT (PTAD)	1,000,000.00	1,500,000.00	500,000.00
99	022700600200	HUMAN CAPITAL DEVELOPMENT	400,000.00	600,000.00	200,000.00
100	011101000101	SUPERVISION AND MONITORING OF PROJECT (BPP)	1,500,000.00	1,800,000.00	300,000.00
101	014800100100	STATE INDEPENDENT ELECTORAL COMMISSION	4,000,000.00	9,000,000.00	5,000,000.00
102		TOTAL ADMINISTRATIVE SECTOR	4,634,752,087.43	6,681,413,250.76	2,046,661,163.33
		ECONOMIC SECTOR		-	-
	021500100100	MINISTRY OF AGRICULTURE AND RURAL DEVELOPMENT	2,160,000.00	5,928,000.00	3,768,000.00
103	021500100200	RURAL DEVELOPMENT	800,000.00	1,200,000.00	400,000.00
104	021500100300	DIRECTORATE OF FARM SETTLEMENT AND PEASANT FARMER DEVELOPMENT	400,000.00	697,500.00	297,500.00
83	021502100200	SCHOOL AGRICULTURE AND ENTERPRISE	400,000.00	300,000.00	(100,000.00)
84	021510200100	AGRICULTURAL DEVELOPMENT PROJECT	2,189,000.00	3,313,500.00	1,124,500.00
85	021510200200	FADAMA PROJECT	400,000.00	300,000.00	(100,000.00)
86	021510200400	STATE COMMITTEE ON FOOD AND NUTRITION (UNICEF ASSISTED)	200,000.00	300,000.00	100,000.00
87	021510900100	FORESTRY DEPARTMENT	1,200,000.00	2,299,805.53	1,099,805.53
88	021511000100	FOUNTAIN AGRIC MARKETING AGENCY	1,452,000.00	720,000.00	(732,000.00)
89	022000100100	MINISTRY OF FINANCE AND ECONOMIC DEVELOPMENT	77,613,000.00	2,046,920,866.30	1,969,307,866.30
90	022000200100	DEBT MANAGEMENT OFFICE	1,380,000.00	1,380,000.00	-
91	22020647	PUBLIC DEBTS CHARGES		-	-
92	022000400100	EXPENDITURE DEPARTMENT	2,100,000.00	2,100,000.00	-
93	022000500100	STATE FINANCES DEPARTMENT	1,500,000.00	1,500,000.00	-
94	022000500100	STATE WIDE REVENUE COMMITTEE	2,700,000.00	2,362,500.00	(337,500.00)
95	12400400100	NIGERIA SECURITY AND CIVIL DEFENCE CORPS		-	-
	022000100300	STATE FISCAL EFFICIENCY UNIT	1,500,000.00	1,500,000.00	-
96	22020211	UTILITY SERVICE BILL (FINANCE)	70,000,000.00	-	(70,000,000.00)

S/NO	ADMIN CODE	MINISTRIES/DEPARTMENTS/AGENCIES	ACTUAL JAN-JUNE 2020	BUDGET JAN-JUNE 2020	VARIANCE
			₦	₦	₦
	22020611	COMMITTEE & COMMISSION	15,000,000.00	-	(15,000,000.00)
	011102000100	EKITI STATE SOCIAL SECURITY SCHEME	800,000.00	600,000.00	(200,000.00)
	22020612	RESPONSIBILITY/EXCO	35,000,000.00	-	(35,000,000.00)
97	022000600100	CENTRAL INTERNAL AUDIT OFFICE	4,534,000.00	4,776,250.00	242,250.00
98	022000700100	OFFICE OF THE ACCOUNTANT GENERAL	40,299,168.00	78,561,629.63	38,262,461.63
99	022000700200	MAIN ACCOUNTS DEPARTMENT (AG's OFFICE)	1,500,000.00	1,500,000.00	-
100	022000700800	FUND MANAGEMENT (AG's OFFICE)	1,500,000.00	1,500,000.00	-
101	022000700800	IMPLEMENTATION OF TREASURY SINGLE ACCOUNTS	2,700,000.00	2,362,500.00	(337,500.00)
102	022000700300	CENTRAL PAY OFFICE	900,000.00	900,000.00	-
103	022000700400	PROJECT FINANCE MANAGEMENT UNIT (PFMU)	360,000.00	360,000.00	-
104	022000700500	IPSAS STEERING COMMITTEE	720,000.00	720,000.00	-
105	022000700600	STATE INTEGRATED FINANCIAL MANAGEMENT INFORMATION SYSTEM (SIFMIS)	1,500,000.00	1,500,000.00	-
106	022000700700	MANAGEMENT SERVICE DEPT. (AG)	1,200,000.00	1,200,000.00	-
107	022000800100	INTERNAL REVEUNE SERVICE	94,076,203.42	75,256,155.59	(18,820,047.84)
108	022000800200	SUSTAINABLE IGR COMMITTEE	1,120,000.00	1,680,000.00	560,000.00
109	022200100100	MINISTRY OF COMMERCE, INDUSTRIES AND COOPERATIVES	2,249,388.95	3,008,808.01	759,419.06
110	22200100101	MONITORING AND SUPERVISION OF COOPERATIVE SOCIETIES	200,000.00	262,500.00	62,500.00
111	022200100100	STATE COOPERATIVE ADVISORY BOARD	200,000.00	262,500.00	62,500.00
	22200100500	EKITI STATE INVESTMENT PROMOTION AGENCY	1,000,000.00	1,855,089,713.00	1,854,089,713.00
112	022200100200	MULTI LATERAL DEPARTMENT	400,000.00	350,250.00	(49,750.00)
113	022200100300	STATE REVENUE AND INVESTMENT COMMITTEE	1,020,000.00	1,020,000.00	-
114	022200100500	EKITI STATE ENTERPRISES DEVELOPMENT AGENCY	560,000.00	2,340,000.00	1,780,000.00
115	022200100600	MULTI PURPOSE CREDIT AGENCY	6,093,299.44	52,600,000.00	46,506,700.56
116	022200900100	PETROLEUM PRODUCTS CONSUMER PROTECTION UNIT	125,000.00	500,000.00	375,000.00
117	022700100200	BUREAU OF PRODUCTIVITY AND EMPOWERMENT	1,600,000.00	1,200,000.00	(400,000.00)

S/NO	ADMIN CODE	MINISTRIES/DEPARTMENTS/AGENCIES	ACTUAL JAN-JUNE 2020	BUDGET JAN-JUNE 2020	VARIANCE
			₦	₦	₦
118	022700500100	JOB CREATION AND EMPLOYMENT AGENCY	528,000.00	600,000.00	72,000.00
119	22700100100	OFFICE OF LABOUR RELATIONS		-	-
120	022700600100	STATE GOVERNANCE AND CAPACITY BUILDING		-	-
121	022800700100	BUREAU OF INFORMATION, COMMUNICATION AND TECHNOLOGY (ICT)	2,760,000.00	3,750,000.00	990,000.00
122	022905300100	DEPARTMENT OF PUBLIC TRANSPORTATION	400,000.00	312,000.00	(88,000.00)
123	022905500100	EKITI STATE TRAFFIC MANAGEMENT AGENCY	10,450,000.00	7,500,000.00	(2,950,000.00)
124	023100300100	EKITI STATE ELECTRICITY BOARD	54,225,488.00	60,059,819.08	5,834,331.08
		EKITI STATE OFFICE OF ENERGY MATTERS	2,057,645.00	10,000,000.00	7,942,355.00
125	023305100100	EKITI STATE MINERAL RESOURCES DEVELOPMENT AGENCY	800,000.00	1,500,000.00	700,000.00
126	023305100200	MINERAL RESOURCES AND ENVIRONMENTAL COMMITTEE	800,000.00	1,500,000.00	700,000.00
127	023400100100	MINISTRY OF WORKS AND TRANSPORT	2,296,000.00	11,500,000.00	9,204,000.00
128	023400100100	PLANNING RESEACH AND STATISTICS	200,000.00	262,500.00	62,500.00
129	023400200100	OFFICE OF SURVEYOR -GENERAL OF THE STATE	600,000.00	832,500.00	232,500.00
130	023400200100	CONTROL, MONITORING AND FIELD CHARTING	200,000.00	262,500.00	62,500.00
131	023400400100	EKITI STATE ROAD MAINTENMENT AGENCY (EKROMA)	1,120,000.00	1,680,000.00	560,000.00
132	023600100100	MINISTRYB OF ARTS, CULTURE & TOURISM	14,718,538.00	11,000,000.00	(3,718,538.00)
	023600100100	TOURISM DEVELOPMENT AGENCY (TOURISM DEPARTMENT)	600,000.00	1,024,500.00	424,500.00
133	023600400100	COUNCIL FOR ART AND CULTURE	1,000,000.00	1,000,000.00	-
134	023600400200	EKITI STATE COUNCIL FOR ART AND CULTURE	-	-	-
135	023800100100	MINISTRY OF BUDGET AND ECONOMIC PLANNING	84,170,000.00	58,038,000.00	(26,132,000.00)
136	023800100200	BUDGET MONITORING COMMITTEE	995,000.00	1,500,000.00	505,000.00
137	023800100300	BUDGET TRACKING AND AUTOMATION	200,000.00	500,000.00	300,000.00
	22000300100	BUDGET DEPARTMENT	1,080,000.00	2,000,000.00	920,000.00
138	023800100400	HOME GROWN SCHOOL FEEDING (MB&EP)	600,000.00	5,000,000.00	4,400,000.00
139	023800100400	N-POWER	200,000.00	262,500.00	62,500.00

S/NO	ADMIN CODE	MINISTRIES/DEPARTMENTS/AGENCIES	ACTUAL JAN-JUNE 2020	BUDGET JAN-JUNE 2020	VARIANCE
			₦	₦	₦
	023800100200	OFFICE OF THE SA DEVELOPMENT PARTNERSHIP	400,000.00	20,000,000.00	19,600,000.00
	023800100203	IPSAS PLATFORMS DEVELOPMENT & RELATED ACTIVITIES	600,000.00	2,000,000.00	1,400,000.00
	023800100204	INTER-MINISTERIAL PROJECT MONITORING TASK FORCE	300,000.00	750,000.00	450,000.00
	023800100206	NEC & OTHER RELATED ACTIVITIES	750,000.00	1,000,000.00	250,000.00
140	023800100400	BUDGET RECONCILIATION COMMITTEE	200,000.00	1,000,000.00	800,000.00
141	023800100400	AUTOMATED PROJECT MONITORING INFORMATION SYSTEM	200,000.00	262,500.00	62,500.00
142	023800100500	DEVELOPMENT PLANNING AND STRATEGY COMMITTEE (MB&EP)	200,000.00	168,750.00	(31,250.00)
143	023800100600	ECONOMIC DEVELOPMENT COUNCIL (MB&EP)	300,000.00	450,000.00	150,000.00
144	023800400100	BUREAU OF STATISTICS	3,420,000.00	3,324,525.00	(95,475.00)
145	023800400200	SUSTAINABLE DEVELOPMENT GOALS (SDG) OFFICE	360,000.00	8,383,965.28	8,023,965.28
146	023800400300	CGS TO LGAS TRACK (MDG)	1,120,000.00	961,500.00	(158,500.00)
147	023800400400	DEVELOPMENT RELATIONS (SDGS)	320,000.00	240,000.00	(80,000.00)
148	025000100100	FISCAL RESPONSIBILITY COMMISSION	800,000.00	5,200,000.00	4,400,000.00
149	025000100100	MONITORING AND EVALUATION (FISCAL COMMISSION)	200,000.00	1,012,500.00	812,500.00
150	025000100200	FISCAL COMMITTEE SECRETARIAT	5,400,000.00	5,400,000.00	-
151	025210200100	EKITI STATE WATER CORPORATION	25,504,837.75	60,000,000.00	34,495,162.25
152	025210300100	RURAL WATER SUPPLY AND SANITATION AGENCY	400,000.00	750,000.00	350,000.00
153	025300100100	MINISTRY OF LAND, HOUSING AND URBAN DEVELOPMENT	1,840,000.00	18,914,643.69	17,074,643.69
154	025300100100	DEEDS REGISTRY	200,000.00	262,500.00	62,500.00
155	025300100200	PHYSICAL PLANNING AND DEVELOPMENT MATTERS (MINISTRY OF LANDS)	200,000.00	975,000.00	775,000.00
156	025301000100	STATE HOUSING CORPORATION	2,285,234.00	1,335,351.00	(949,883.00)
157	025305200100	PLANNING PLANNING PERMIT AGENCY	240,000.00	360,000.00	120,000.00
158	025305600100	URBAN RENEWAL AGENCY (CAPITAL URBAN DEVELOPMENT AUTHORITY)	360,000.00	540,000.00	180,000.00
159	026100100100	MINISTRY OF PUBLIC UTILITIES	1,813,000.00	1,800,000.00	(13,000.00)
160	23100300200	MONITORING OF GOVT. HOUSE PREMISES/TOWN ELECT.	200,000.00	300,000.00	100,000.00

S/NO	ADMIN CODE	MINISTRIES/DEPARTMENTS/AGENCIES	ACTUAL JAN-JUNE 2020	BUDGET JAN-JUNE 2020	VARIANCE
			₦	₦	₦
161	026100100200	UTILITY SERVICE DEPARTMENT	500,000.00	2,500,000.00	2,000,000.00
162	023800100300	ACTIVITIES OF THE NATIONAL CASH TRANSFER OFFICE	200,000.00	300,000.00	100,000.00
163	052100100200	DEVELOPMENT PARTNERS AND AIDS COORDINATION (MBEP)	200,000.00	300,000.00	100,000.00
164	022000300100	MEDIUM TERM EXPENDITURE FRAMEWORK	400,000.00	600,000.00	200,000.00
165	011101000400	PROJECT MONITORING COMMITTEE	800,000.00	1,200,000.00	400,000.00
166	022200100300	SOCIAL INVESTMENT COORDINATING OFFICE	1,400,000.00	3,000,000.00	1,600,000.00
	022000300200	STEERING COMMITTEE ON SOCIAL INVESTMENT	500,000.00	5,000,000.00	4,500,000.00
167	022200100400	SPECIAL ADVISER ON INVESTMENT		3,000,000.00	3,000,000.00
168	011111300200	MONITORING OF GOVT. HOUSE PREMISES/TOWN ELECT.		-	-
169	0222001100200	KNOWLEGDE ZONE	1,195,000.00	1,625,000.00	430,000.00
170	021500100200	RAAMP	1,400,000.00	3,000,000.00	1,600,000.00
171	022000800300	EKITI STATE SIGNAGE AND ADVERTISEMENT	8,591,000.00	15,000,000.00	6,409,000.00
		TOTAL ECONOMIC SECTOR	623,450,802.56	4,509,373,032.10	3,885,922,229.54
				-	-
		SOCIAL SECTOR		-	-
172	51300100100	MINISTRY OF YOUTH & SPORT DEV. (YOUTH DEVELOPMENT)	2,000,000.00	3,412,875.00	1,412,875.00
173	051305100100	YOUTH DEVELOPMENT	960,000.00	6,898,500.00	5,938,500.00
174	051305200100	YOUTH EMPLOYMENT AND SOCIAL SUPPORT OPERATION (YESSO)	300,000.00	450,000.00	150,000.00
175	051400100100	MINISTRY OF WOMEN AFFAIRS, GENDER EMPOWERMENT & SOCIAL WELFARE	12,399,500.00	8,680,125.00	(3,719,375.00)
176	051400200200	WOMEN DEVELOPMENT CENTRE, IGEDE-EKITI (WOMENT AFFAIRS)	200,000.00	300,000.00	100,000.00
177	051400200200	EKITI STATE OFFICE FOR DISABILITY AFFAIRS	750,000.00	7,500,000.00	6,750,000.00
178	051405500100	STATE CHILD'S RIGHT IMPLEMENTATION AND MONITORING COMMITTEE (WOMEN AFFAIRS)	400,000.00	600,000.00	200,000.00
179		ERACH, SOCIAL INTERVENTION, CHILDREN CORRECTIONAL CENTRE	8,575,000.00	-	(8,575,000.00)
180		ALLOWANCE FOR REHABILITATION CENTRE	4,866,750.00	-	(4,866,750.00)
181	051700100100	MINISTRY OF EDUCATION, SCIENCE AND TECHNOLOGY	5,965,435.44	255,039,835.41	249,074,399.97

S/NO	ADMIN CODE	MINISTRIES/DEPARTMENTS/AGENCIES	ACTUAL JAN-JUNE 2020	BUDGET JAN-JUNE 2020	VARIANCE
			₦	₦	₦
182	22020621	NATIONAL EDUCATION PROGRAMME	1,000,000.00	-	(1,000,000.00)
183	22020623	FEEDING & MAINTENANCE OF SPECIAL SCHOOLS	32,038,500.00	-	(32,038,500.00)
184	22020624	CONDUCT OF SCHOOL EXAMS	160,000,000.00	-	(160,000,000.00)
185	22020634	QUALITY ASSURANCE DEPT	4,800,000.00	-	(4,800,000.00)
186	051700300100	STATE UNIVERSAL BASIC EDUCATION BOARD	8,000,000.00	15,000,000.00	7,000,000.00
187	051700800100	EKITI STATE LIBRARY BOARD	720,000.00	1,200,000.00	480,000.00
188	051700900100	MONITORING OF PUBLIC SCHOOLS	400,000.00	600,000.00	200,000.00
189	051705400100	STATE TEACHING SERVICE COMMISSION	4,880,000.00	15,479,412.50	10,599,412.50
190	051705500100	BOARD FOR TECHNICAL AND VOCATIONAL EDUCATION	3,429,000.00	17,225,100.00	13,796,100.00
191	051705500100	MONITORING OF TECHNICAL COLLEGES	200,000.00	262,500.00	62,500.00
192	051705500200	AGENCY FOR ADULT AND NON-FORMAL EDUCATION	400,000.00	12,500,000.00	12,100,000.00
193	051705500300	COOPERATIVE DEPARTMENT AND COOPERATIVE COLLEGE, IJERO-EKITI	360,000.00	337,500.00	(22,500.00)
194	051705600100	STATE SCHOLARSHIP BOARD	400,000.00	15,093,990.75	14,693,990.75
195	051705600200	EDUCATION TRUST(ENDOWMENT) FUND	480,000.00	4,500,000.00	4,020,000.00
196	052100100100	MINISTRY OF HEALTH	5,000,000.00	5,106,750.00	106,750.00
197	052100200100	SHIS (MINISTRY OF HEALTH)	250,000.00	300,000.00	50,000.00
198	052100200100	SHIS COMMITTEE MEMBERS	250,000.00	262,500.00	12,500.00
199	052100100400	MAINTENANCE OF HEALTH DATA BANK	250,000.00	300,000.00	50,000.00
200	052100100200	EKITI STATE AIDS CONTROL AGENCY	720,000.00	8,527,500.00	7,807,500.00
201	052100300100	PRIMARY HEALTHCARE DEVELOPMENT AGENCY	2,320,000.00	2,260,650.00	(59,350.00)
202	052100300100	MONITORING OF HEALTH CENTRE	200,000.00	262,500.00	62,500.00
203	052110200100	HOSPITAL MANAGEMENT BOARD	2,713,300.00	59,000,000.00	56,286,700.00
204	052110200200	MEDICAL MISSION (HMB)	200,000.00	699,805.53	499,805.53
205	052111300100	CENTRAL MEDICAL STORE	400,000.00	276,000.00	(124,000.00)
206	053500100100	MINISTRY OF ENVIRONMENT	2,800,000.00	13,040,189.07	10,240,189.07

S/NO	ADMIN CODE	MINISTRIES/DEPARTMENTS/AGENCIES	ACTUAL JAN-JUNE 2020	BUDGET JAN-JUNE 2020	VARIANCE
			₦	₦	₦
207	053500100100	MONITORING AND TASK FORCE ON FORESTRY ACTIVITIES	400,000.00	291,000.00	(109,000.00)
208	053501600100	STATE ENVIRONMENTAL PROTECTION AGENCY	2,106,000.00	1,250,000.00	(856,000.00)
209	053505300100	EKITI STATE WASTE MANAGEMENT BOARD	87,550,833.36	65,526,725.04	(22,024,108.32)
210	053505500100	MONTHLY SANITATION EXERCISE	18,824,000.00	2,362,500.00	(16,461,500.00)
211	053905100100	EKITI STATE SPORT COUNCIL	2,200,000.00	6,229,950.00	4,029,950.00
212	0505100100100	MINISTRY FOR LOCAL GOVERNMENT, COMMUNITY DEVELOPMENT AND CHIEFTANCY AFFAIRS-STATE	1,200,000.00	1,096,378.05	(103,621.96)
213	0505100100100	COMMUNITY DEVELOPMENT	400,000.00	360,000.00	(40,000.00)

S/NO	ADMIN CODE	MINISTRIES/DEPARTMENTS/AGENCIES	ACTUAL JAN-JUNE 2020	BUDGET JAN-JUNE 2020	VARIANCE
			₦	₦	₦
214	0505100200100	CHIEFTANCY AFFAIRS	1,750,000.00	1,312,500.00	(437,500.00)
215	0514000100200	GOVT. PUPILS IN CHILDREN HOME NUR/PRY SCHOOL	400,000.00	600,000.00	200,000.00
216	0517005400200	TEACHING SERVICE COMMISSION LOANS BOARD	200,000.00	300,000.00	100,000.00
217	0517003000101	SUBEB STAFF HOUSING LOANS BOARD	200,000.00	300,000.00	100,000.00
218	0505100300100	EKITI STATE COUNCIL OF OBAS	5,132,712.00	7,861,758.00	2,729,046.00
		TOTAL SOCIAL SECTOR	388,991,030.80	542,606,544.34	153,615,513.54
				-	-
		REGIONAL SECTOR		-	-
219	045102100200	SERVE-EKS	320,000.00	480,000.00	160,000.00
220	045102100300	SERVE-EKS STEERING COMMITTEE	40,000.00	60,000.00	20,000.00
		TOTAL REGIONAL SECTOR	360,000.00	540,000.00	180,000.00
				-	-
		LAW AND JUSTICE SECTOR		-	-
221	032600100100	MINISTRY OF JUSTICE	34,880,353.18	68,102,241.00	33,221,887.82
222	22020801	FUELLING OF GOVERNMENT VEHICLES & GEN.SET	95,897,000.00	-	(95,897,000.00)
223	032600700200	OFFICE OF PUBLIC DEFENDER	600,000.00	3,750,000.00	3,150,000.00
224	032600700300	PUBLIC COMPLAINT COMMISSION	250,000.00	300,000.00	50,000.00
225	012500100300	GOVERNMENT ASSET UNIT	250,000.00	750,000.00	500,000.00
		TOTAL LAW AND JUSTICE SECTOR	131,877,353.18	72,902,241.00	(58,975,112.18)
		STATE EDUCATION PROGRAMME INVESTMENT PROJECT (SEPIP)	7,950,783.46	-	(7,950,783.46)
		YOUTH EMPLOYMENT AND SOCIAL SUPPORT OPERATION (YESSO)	751,879,247.16	-	(751,879,247.16)
		FADAMA	17,026,334.39	-	(17,026,334.39)
		3RD NATIONAL URBAN WATER SECTOR REFORM PROJECT (3RD NUWRP)	317,717,422.96	-	(317,717,422.96)
		CONDITIONAL CASH TRANSFER	34,316,102.92	-	(34,316,102.92)
		OTHERS	1,128,889,890.89	-	(1,128,889,890.89)

S/NO	ADMIN CODE	MINISTRIES/DEPARTMENTS/AGENCIES	ACTUAL JAN-JUNE 2020	BUDGET JAN-JUNE 2020	VARIANCE
			₦	₦	₦
				-	-
		SUMMARY		-	-
		ADMINISTRATIVE SECTOR	4,634,752,087.43	6,681,413,250.76	2,046,661,163.33
		ECONOMIC SECTOR	623,450,802.56	4,509,373,032.10	3,885,922,229.54
		SOCIAL SECTOR	388,991,030.80	542,606,544.34	153,615,513.54
		REGIONAL SECTOR	360,000.00	540,000.00	180,000.00
		LAW AND JUSTICE SECTOR	131,877,353.18	72,902,241.00	(58,975,112.18)
		OTHERS	1,128,889,890.89	-	(1,128,889,890.89)
		TOTAL	6,908,321,164.86	11,806,835,068.20	4,898,513,903.34

NOTE 23: FOREIGN LOAN DRAW DOWN

S/NO	PROJECT	AMOUNT (₦)
1	STATE EDUCATION PROGRAME INVESTMENT PROJECT (SEPIP)	-
2	YOUTH EMPLOYMENT AND SOCIAL SUPPORT OPERATION (YESSO)	418,658,148.70
3	3RD NATIONAL URBAN WATER SECTOR REFORM PROJECT (3RD NUWRP)	-
4	CONDITIONAL CASH TRANSFER	33,679,289.00
5	FADAMA	-
6	NEWMAP	1,937,426,112.28
	TOTAL	2,389,763,549.98

NOTE 24: FOREIGN LOANS OUTSTANDING BALANCE

JANUARY-JUNE 2020		
		N
BALANCE B/F		31,508,779,063.32
ADDITION		2,389,763,549.98
ADDITION YET TO BE CAPTURED BY DMO		-
TOTAL		33,898,542,613.30
LESS:		
PRINCIPAL REPAYMENT		432,246,015.30
BALANCE C/D		33,466,296,598.00

NOTE 25: FOREIGN LOANS OUTSTANDING BALANCE AS AT 30TH JUNE 2020

NAIRA EQUIVALENT OF FOREIGN DEBT BALANCE	$\$92,036,984.83 \times 387.5$	35,146,229,128.30
FOREIGN LOAN BALANCE TO BE RECONCILED WITH DMO		(1,679,932,530.30)

The Closing Exchange Rates at 30th June, 2020= \$ to #387.5

NOTE 26A: FACILITY REPAYMENT (DOMESTIC LOAN)

S/NO	HEADS	OPENING BALANCE	ADDITIONAL LOAN	TOTAL LOAN	PRINCIPAL PAYMENT	INTEREST PAYMENT	TOTAL PAYMENT	CLOSING BALANCE
A	B	C	D	E=C+D	F	G	H=F+G	I=E-F
		₦	₦	₦	₦	₦	₦	₦
1	BUDGET SUPPORT	17,135,310,909.72	-	17,135,310,909.72	424,092,442.71	33,609,095.52	457,701,538.23	16,711,218,467.01
2	BAIL OUT	8,680,743,183.54	-	8,680,743,183.54	94,197,707.77	251,396,631.06	345,594,338.83	8,586,545,475.77
3	FGN BONDS	17,796,388,390.22	-	17,796,388,390.22	174,637,987.82	1,314,283,922.86	1,488,921,910.68	17,621,750,402.40
4	ACCESS (ECA)	9,189,861,801.40	-	9,189,861,801.40	65,886,229.07	204,081,355.67	269,967,584.74	9,123,975,572.33
5	STATE BONDS	1,180,148,518.01	-	1,180,148,518.01	614,430,505.04	317,494.96	614,748,000.00	565,718,012.97
6	COMMERCIAL BANK LOANS	1,677,937,438.09	-	1,677,937,438.09	330,773,647.50	5,278,856.31	336,052,503.81	1,347,163,790.59
	TOTAL	55,660,390,240.98	-	55,660,390,240.98	1,704,018,519.91	1,808,967,356.38	3,512,985,876.29	53,956,371,721.07

NOTE 26B: DOMESTIC DEBT (PAYABLES & ACCRUED EXPENSES)

<i>Salaries and other staff claims</i>	4,977,800,451.35
<i>Pension & Gratuity</i>	14,578,272,663.05
<i>Judgement Debt</i>	1,039,122,108.78
<i>Contractors Arrears</i>	2,521,277,652.30
	<u>23,116,472,875.48</u>
TOTAL DOMESTIC DEBT	<u>77,072,844,596.55</u>

NOTE 27: RECONCILED ACCOUNTANT-GENERAL'S CASH BOOK BALANCE AS AT 30/06/2020

S/N	BANK NAME	AMOUNT (N)
1	Access CAPITAL 1	248,118,012.09
2	ACCESS VAT	-
3	ACCESS TSA FAAC	-
4	ACCESS E- PAYROLL MDAS	774,584.91
5	ACCESS E- PAYROLL PENSION	1,404,780.71
6	ACCESS TSA SWEEPING	454,183.14
7	ACCESS CSS	13,668,449.83
8	ACCESS IGR	276,008,118.37
9	ACCESS FAAC	12,414,810.42
10	DIAMOND/ ACCESS RESERVE	420,836.73
11	DIAMMOND/ ACCESS IGR	1,478,474.84
12	ACCESS LG COMMUNITY DEVELOPMENT	-
13	ACCESS DIAMOND CONTINGENCY	1,800.00
14	ACCESS EKS COMMUNITY DEVELOPMENT	
15	ACCESS COVID-19	23,727,850.65
16	ECO VAT	52,146,623.93
17	ECO RESERVE FUND	316,239.71
18	ECO PARIS CLUB	-
19	ECO SEPIP COUNTERPART FUND	3,210,751.10
20	ECO BUDGET SUPPORT	4,860,336.42
21	ECO TSA VAT	-
22	ECO TSA RESERVE	-
23	ECO CAPITAL	419,862.83
24	ECO IGR	-
25	ECO COVID-19	5,049,946.25
26	FCMB SPECIAL RESPONSIBILITY	97,062.50

S/N	BANK NAME	AMOUNT (N)
27	FCMB SPECIAL PROJECT	629,501.26
28	FCMB IGR	12,347,889.34
29	FIDELITY TESCOM	32,206.28
30	FIDELITY IGR	708,410.12
31	FIRST BANK PLATE NUMBER	6,300.00
32	FIRST BANK IGR	7,609,034.19
33	GTB IGR	17,702.03
34	HERITAGE COMMUNITY DEVELOPMENT	-
35	HERITAGE IGR	282,352,847.46
36	KEYSTONE IGR	83,796.66
37	POLARIS OTHER CHARGES	-
38	POLARIS CSS	228,798.74
39	POLARIS SPECIAL FUND	-
40	POLARIS CRF	22,873,908.64
41	POLARIS LAPTOP REPAYMENT	331,514.68
42	POLARIS E- PAYROLL	-
43	POLARIS BACK DUTY ASSESSMENT	19,609.69
44	POLARIS BOND	1,290.83
45	POLARIS IGR	-
46	PROVIDUS RESERVE	100,269,744.17
47	STANBIC CAPITAL	19,262.04
48	STANBIC BANK LOCKUP SHOPS	4,215,699.24
49	STANBIC IGR	25,350.60
50	SERLING RESERVE FUND	113.19
51	STERLING CSS	22,220,847.24
52	STERLING BANK FORESTRY REGENERATION	-
53	STERLING TECHNICAL COLLEGE DEVELOPMENT	443.75
54	STERLING BANK SOCIAL SECURITY E-PAYMENT	-

S/N	BANK NAME	AMOUNT (N)
55	STERLING SOCIAL SECURITY INITIATIVE	-
56	STERLING SEPIP	-
57	STERLING TSA RESERVE	18,098,139.65
58	STERLING SEVERANCE	1,753,718.40
59	STERLING IGR EXPENDITURE	434,527.00
60	STERLING SOCIAL RESPONSIBILTY	-
61	STERLING VAT	132,075,197.39
62	STERLING COVID-19	524,946.25
63	UBA CIVIL SERVANT SALARY	-
64	UBA CAPITAL	53,593,413.73
65	UBA OTHER CHARGES	291,936.55
66	UBA FURNITURE ALLOWANCE	87,836.13
67	UBA CRF	280,756.71
68	UBA IGR EXPENDITURE	41,306,977.93
69	UBA COVID - 19 PANDEMIC	13,633,409.50
70	UNION CAPITAL	64,961.59
71	UNION LAPTOP REPAYMENT	3,539,135.07
72	UNION RENT	360,081.50
73	UNION IGR EXPENDITURE	58.87
74	UNITY CAPITAL	3,189,192.07
75	UNITY Covid	125.41
76	UNITY UNSERVICEABLE VEHICLES	1,319,231.43
77	UNITY FERTILIZER	-
78	UNITY RESERVE	142,790.04
79	UNITY IGR EXPENDITURE	1,261,515.28
79	WEMA CAPITAL	-
80	WEMA CAPITAL DEV. FUND	-
81	WEMA EKSG REMMITTANCE	34,293.18

S/N	BANK NAME		AMOUNT (N)
82	WEMA	DIVIDEND	-
83	WEMA	INTEREST	403,914.86
84	WEMA	RENT OF GOVT. QUARTERS	-
85	WEMA	PROCEED FROM SHARES	87,151.19
86	WEMA	PTF MOTOR CYCLE LOAN	263,307.16
87	WEMA	SEPIP	7,918,575.28
88	WEMA	OJA-OBA MODERN MARKET	1,904.00
89	WEMA	CONSOL. DEBT SERVICE	-
90	WEMA	STOMACH INFRASTR.	-
91	WEMA	CONTINGENCY	-
92	WEMA	UNICEF GCC	250.00
93	WEMA	IGR	-
94	WEMA	SFTAS	15,556,648.27
95	WEMA	COVID -19	3,318,280.00
96	ZENITH	IGR EXPENDITURE	772,199.21
97	ZENITH	CRF	95,969,886.79
	TOTAL		1,494,851,355.02

DOLLAR ACCOUNT

S/NO	BANK	AMOUNT (\$)
1	WEMA COVID-19 DOLLAR	\$ 100.00
	TOTAL (B) NAIRA VALUE 100 *N387.5	38,750.00

EKSG IGR COLLECTION ACCOUNT BALANCES AS AT 30TH JUNE, 2020.

S/N	BANK NAME	AMOUNT (N)
S/N	ACCOUNT NAME	AVAILABLE BALANCE N
1	EKSG UBA CON REV FUND	280,756.71
2	EKSG ACCESS CONSOLIDATED	2,696,129.22
3	EKSG ACCESS LEGAL FEES	1,993,288.83
4	EKSG ACCESS DRIVING LICENCE	2,181,287.68
5	EKSG ACCESS IGR	1,478,474.84
6	EKSG ACCESS COLLECTION	1.00
7	EKSG ACCESS TRAFIC OFFENCE	28,378.01
8	EKS ACCESS COMMUNITY DEV	1,102,831.23
9	EKSG UBA CON INT GEN REV	1,424,360.92
10	EKSG POLARIS IGR CON	-
11	EKS POLARIS ONLINE AUTO VEH	-
12	EKS POLARIS ONLINE VEH REG	45,670,.88
14	EKSG POLARIS IGR ACCOUNT	-
15	EKSG POLARIS IGR PAY DIRECT	17,867,426.42
16	EKSG KEYSTONE COLLECTION	12,620.23
17	EKSG FIDELITY C OF O	3,784,385.00
18	EKS STERLING IGR REM A/C	1.00
19	EKSG UNION TIPPER /LORRY	346,068.25
20	EKSG ZENITH BANK IGR DIST.	6,182,435.32
21	EKSG FCMB PAY DIRECT TRANSIT	11,163,390.63
22	EKSG ZENITH INSURANCE COMM	6,182,5.32
23	EKSG 1 ST BANK PLATE NO REV	-

S/N	BANK NAME	AMOUNT (N)
24	EKSG 1 ST BANK IGR CON	4,627,098.65
25	EKSG 1 ST BANK IGR CONSOL	3,478,040.38
26	EKSG 1 ST BANK OKADA FEES	499,992.00
27	EKSG 1 ST BANK IGR	3,642,850.00
28	EKSG WEMA IGR E-PAY	5,910.00
29	EKSG UNION CONSOL	100.00
30	EKSG HERITAGE IGR CONSOL.	5,496,096.79
31	EKSG HERITAGE COMM DEV	5,434,351.38
32	EKSG ACCESS COLL A/C	2,212,603.54
33	EKSG ZENITH IGR A/C	-
34	EKSG STAMBIC IGR CONSOL	2,551,179.20
35	EKSG IGR CONSOL	6,041,909.48
	TOTAL [C]	84,610,337.41

RECONCILED CASH BOOK BALANCES OF MDAs AS AT 31/12/19

S/NO	BANK	AMOUNT (₦)
1	EDUCATION TRUST FUND	104,265,343.40

S/N	BANK NAME	AMOUNT (N)
2	SUSTAINABLE DEVELOPMENT GOALS OFFICE	37,207,333.28
3	PROJECT FUND MANAGEMENT UNIT	4,854,837,066.21
4	MINISTRY OF HEALTH (WORLD BANK ASSISTED PROJECT) SAFE 1M LIVES	185,859,082.99
5	MINISTRY OF HEALTH (WORLD BANK ASSISTED) UNICEF	4,351,227.11
6	PRIMARY HEALTH CARE DEVELOPMENT AGENCY	45,959,901.16
7	UBEC/SUBEB	6,461,292,765.69
8	MALARIA FUND	29,258,966.23
9	BASIC HEALTH CARE PROVISION	41,688,930.01
	TOTAL [D]	11,764,720,616.08
	TOTAL CASH BOOK BALANCES (A+B+C+D)	13,344,221,058.51

0.00

NOTE 28: RECEIVABLES

S/NO	BANK	AS AT 30/06/2019	AS AT 31/12/2019
		₦	₦
1	WEMA SHARES	47,427,930.13	47,558,636.74
2	ADVANCES	2,855,142,426.45	3,194,056,709.30
3	Local Government (Bail-Out)	1,446,996,877.60	1,494,181,607.32
4	NUWSRP- 3 Receivables <i>(41,112,500.01*4 months)</i>	164,450,000.04	82,225,000.42
5	Accrued Income	516,160,321.46	
	TOTAL	5,030,177,555.68	4,818,021,953.78

NOTE 29: INVESTMENT

S/NO	DETAILS	AMOUNT
		₦
1	IKUN EKITI DIARY FARM & PRODUCTIONS	988,244,342.00
2	IRE CLAY PRODUCTS LTD	267,000,000.00
	TOTAL	1,255,244,342.00

NOTE 29B: INVESTMENT PROPERTY

S/NO	DETAILS	AMOUNT
		₦
1	EKITI HOUSE, WUSE ABUJA	8,870,000,000.00
2	FOUNTAIN COURT, OJU OLOBUN, LAGOS	2,621,000,000.00
3	ARCHBISHOP ADETILOYE ABIODUN HALL	168,000,000.00
4	FOUNTAIN HOTEL, ADO-EKITI	151,650,000.00
5	IKOGOSI WARM SPRING RESORT	503,200,000.00
6	EKITI STATE PAVILLION	2,072,000,000.00
	TOTAL	14,385,850,000.00

NOTE 30: ADVANCES (REVOLVING ADVANCES)

DETAILS	₦	₦	₦
CIVIL SERVANTS			
Housing Loan	1,168,315,323.30		
Vehicle Loan	1,259,062,316.59		
TOTAL		2,427,377,639.89	
SECONDARY SCHOOLS TEACHERS			
Housing Loan	204,942,286.39		
Vehicle Loan	222,822,500.17		
TOTAL		427,764,786.56	2,855,142,426.45
LOAN TO OTHER TIERS OF GOVERNMENT			
Local Government (Bail-Out)		1,446,996,877.60	1,446,996,877.60
GRAND TOTAL			4,302,139,304.05

NOTE: 30B WEMA SHARES

DETAILS	₦	₦	₦
Shares divested to Civil Servants etc	499,743,683.20		
Add: Unalloted Shares	16,256,316.80		
Amount released by State Government		516,000,000.00	
Less:			
Refunds (2007-2019)		468,441,363.26	
Refunds :January-June 2020		130,706.61	
BALANCE			47,427,930.13

FINANCIAL STATEMENTS FOR THE YEAR ENDED 30TH JUNE, 2020

NOTES TO THE FINANCIAL STATEMENTS

NOTE 31: BOND SINKING FUND ACCOUNT

DETAILS	FIRST TRANCHE	SECOND TRANCHE	TOTAL
	₦	₦	₦
INFLOWS:			
Receipts from State Government		7,996,418,000.00	
Investment Income		162,173,000.00	
TOTAL INFLOW			8,158,591,000.00
OUTFLOWS:			
Principal Repayment		-	-
Payment to Bond Holders		7,544,239,000.00	
Coupon Payment		-	
Consultants Fee		5,726,000.00	
Registrars Fees		2,258,000.00	
Management Fees		21,701,000.00	
Trusteeship Fees		85,470,000.00	
Reimbursable Fees		2,450,000.00	
Bank Charges and Courier		102,000.00	
TOTAL OUTFLOW			7,661,946,000.00
BALANCE			496,645,000.00

NOTE

Balance as at 31/12/19	360,674,000.00		
Recovery	-		
Increase in Bond Sinking Fund value	135,971,000.00		
Balance as at 30/06/2020	496,645,000.00		

NOTE 32: SCHEDULE OF EXPENDITURE CAPTURED IN PPE

S/NO	MDA's	CLASSIFICATION	DETAILS	AMOUNT (N)	TOTAL (N)
1	PRIMARY HEALTH CARE DEV.	OFFICE EQUIPMENT	Maintenance of Cold Chain Store Equipment	1,898,900.00	1,898,900.00
2	MINISTRY OF INVESTMENT, TRADE & INNOVATION	LANDS & BUILDING	Perimeter Survey and Certificate of Occupancy of Ikun Diary Farm	2,306,000.00	
					2,306,000.00
3	EKITI STATE INVESTMENT PROMOTION AGENCY	LAND & BUILDING	Pmt for the transaction advisers for Ekiti House and Fountain Court, Oju Olobun,	11,068,500.00	
			Pmt for the transaction advisers for Ikogosi Warm Spring and Fountain Hotel	7,050,000.00	
					18,118,500.00
4	ELECRICITY BOARD	TRANSPORTATION EQUIPMENT	Servicing of HIAB Lorry at EKSEB, Ado	300,000.00	
					300,000.00
		PLANT & MACHINERY	Installation of 1250KVA generating set at Govt. House, Ado	6,174,981.00	
			Servicing of 1400KVA generator at the Central Plant Room, Govt. House, Ado	250,000.00	
					6,424,981.00

5	MINISTRY OF EDUCATION	OFFICE EQUIPMENT	Procurement of Science Lab. Equipment	9,267,000.00	
					9,267,000.00
6	GAD	TRANSPORT EQUIPMENT	van 4x4 vehicles to be used as Security vehicles	120,000,000.00	
					120,000,000.00
		FURNITURE & FITTING	Appeal Justice and Temporary Court of Appeal Complex	15,734,680.87	
			Procurement of Office furniture for State Executive Council/members	44,960,000.00	
					60,694,680.87
7	OFFICE OF DISABILITY AFFAIRS	FURNITURE & FITTING	Procurement of Bed and Mattress	1,000,000.00	
					1,000,000.00
8	Ministry of Agriculture	Office Equipment	Procurement of 600,000 unit of cup seals fo	4,500,000.00	
					4,500,000.00

		Land and Building	25% mobilization fees for land clearing of 250 hectares Ikun diary farm	21,721,080.63	
		Land and Building	25% mobilization fees for land clearing of 250 hectares Ikun diary farm	21,721,080.63	
					43,442,161.26
9	Govt. house and protocol	Land and building	Maintenance and management of Govt. Ho	20,000,000.00	
		Office Equipment	Furniture of new Gov's lodge, Govt house, A	150,000,000.00	
		Infrastructure	alternative current inverter to Gov. lodge, Oke Ayoba	14,000,000.00	
					184,000,000.00
10	House of Assembly	Land and building	Renovation of House of Assembly Service Commission Building	125,003,629.98	
					125,003,629.98

		Office Equipment	Purchase of Walkie Talkie Areoplacement Siren	2,180,000.00	
					2,180,000.00
11	EKROMA	INFRASTRUCTURE	Rehabilitation and maintenance of Ekiti road	22,783,875.00	
		„	Replacement of missing and damaged parts of the asphalt plant	8,949,282.90	
		„	Installation of asphalt plant for Ekiti state public works corporation	3,380,000.00	
					35,113,157.90
		OFFICE EQUIPMENT	Renovation of office and procurement of office equipment	2,337,565.20	
					2,337,565.20
12	POLITICAL & ECONOMIC AFFAIRS DEPARTMENT	TRANSPORTATION EQUIPMENT	Procurement of 8Toyota land cruiser and prado (bal. payment)	173,380,000.00	
					173,380,000.00
13	Finance and Economic Dev.	Land and building	Professional fees for the Asset valuation and port folio		18,995,000.00
14	UBEC/SUBEB	Land and building			1,231,929,494.80
			GRAND TOTAL		2,040,891,071.01

NOTE 33: SCHEDULE OF FIXED ASSETS (WORK IN PROGRESS)

S/NO	MDAs	CLASSIFICATION	DETAILS	AMOUNT	TOTAL
				N	N
	Bal b/f			41,611,833,704.09	41,611,833,704.09
1	MINISTRY OF INVESTMENT, TRADE	LANDS & BUILDING	Construction of Oba Adejugbe Market	20,000,000.00	
					20,000,000.00
2	EKITI STATE INVESTMENT	LAND & BUILDING	Pre-feasibility Studies for knowledge zone and Agric processing zone	30,550,000.00	
					30,550,000.00
		INFRASTRUCTURE	Pre-feasibility Studies for Ekiti Airport Project	23,500,000.00	
					23,500,000.00
3	Ministry of works	Infrastructure	Rehabilitation of EKSUTH internal road	50,000,000.00	
		„	Fencing of isolation centre Oba-Adejugbe Gen. Hosp. Ado Ekiti	10,000,000.00	
		„	Repainting of 17Nos building of EKSUTH	27,463,885.00	
		„	Rehabilitation of Aramoko /Erijiyan road	79,588,649.16	
		„	Construction of Ilupeju/Ire/Igbemo/Ijan road	144,134,985.00	
		„	Construction of Civic centre	15,184,076.46	
		„	Construction of Agbado/Ode/Omuo road	127,620,540.75	
		„	Construction of Civic centre	12,473,364.57	

		„	Rehabilitation of major road across the state	10,792,622.02	
		„	Construction of Oye/Ikun and Otun road	44,180,224.65	
		„	Dualization of Iyin road and fencing of Airport	126,076,986.44	
		„	Construction of Ekiti parapo pavillion	5,421,387.54	
		„	Construction of Internal housing road phase 1 extension.	50,000,000.00	
		„	Maintenance works on flyover , green area Ado/Ikere road.	10,000,000.00	
		„	Rehabilitation of Aramoko /Erijiyan road	23,960,867.00	
					736,897,588.59
		Land and Building	Renovation of EKSTMA building at Min. of works and transport	9,121,208.00	
		„	Completion of secretariat complex	4,732,614.32	
		„	Completion of secretariat complex phase V Lot1	6,528,626.75	
		„	Construction of Ekiti pavillion	4,288,709.24	
		„	Completion of facility building at college of Agric Isan	8,750,310.08	
		„	Completion of facility building at college of Agric Isan	7,266,278.80	
		„	Construction of Oja Oba market	10,613,359.89	
		„	Construction of Oja Oba market	17,426,719.78	
		„	Construction of Oja Oba market	200,000.00	
		„	Completion of secretariat complex phase V Lot1	3,561,351.59	
		„	Completion of secretariat complex phase V Lot1	3,929,974.45	
		„	Construction of Federal University Oye	14,719,553.63	
					91,138,706.53

	Min. of Works		Transfer of fund to immobiliare Construction Ltd on contract finance by Ekiti State.	78,391,831.66	
	”		Payment contract finance by Ekiti State Govt. to RCF.	34,714,490.00	
					113,106,321.66
4	Ministry of Lands, Housing & Urban Deve	Land and Building	Enumeration and Valuation of the unexhausted interest on the 4017799 hectares of land for Ekiti Airport	2,812,619.70	
		”	Valuation of Housing units phase/Exercise covering Ado and Ikere LGAs towards implementation of land use charges in Ekiti	10,000,000.00	
		”	Pmt for the preliminary exercise to carry out State Wide Open Geographical Mapping Project (SWOP) through the implementation of Geographical Information System (GIS) in Ekiti State	7,500,000.00	
					20,312,619.70
5	PROJECT FUND MANAGEMENT UNIT	INFRASTRUCTURE	3RD NATIONAL URBAN WATER SECTOR REFORM PROJECT (NUWSRP-3)	2,353,152,268.89	
					2,353,152,268.89
			GRAND TOTAL		45,000,491,209.46

NOTE 16: CAPITAL EXPENDITURE THAT CANNOT BE CLASSIFIED INTO PROPERT PLANT & EQUIPMENT (PPE)

S/NO	DETAILS	EXECUTING MDAs	AMOUNT
			₦
1	Payment for financial assistance	Min of Health	3,200,000.00
	Prevention of Lassa Fever in Ekiti State	" " "	40,000,000.00
	Ekiti State Emergency operational Centre for Covid - 19	" " "	20,000,000.00
	Prevention of Lassa Fever in Ekiti State	" " "	80,000,000.00
	Training for Ekiti State Health worker	" " "	19,280,000.00
	Funding the ongoing fight against Covid-19	" " "	50,000,000.00
	Funding the ongoing fight against Covid-19	" " "	31,000,000.00
2	Capacity Building for PHC worker	Primary Health Care	6,500,000.00
4	Payment towards GCCC for UNICEF programme in 2019 in Ekiti	Ministry of Budget and Economic Planning	97,796,965.33
5	Perfection of Acquisition vis-a vis enumeration of Economic crops and valuation of structure of Ekiti Knowledge zone site	Ministry of Investment, Trade & Innovation	2,468,079.87
6	Transporting/Relocating of Office furniture/Appliances from Ekiti House Abuja to Ekiti	GAD	900,000.00
7	Federal Matter and Ekiti Liaison office, Abuja	Finance and Economic Dev.	8,536,100.00

8	International Women's Day	Women Affairs	10,000,000.00
	Gender Summit		20,000,000.00
	Two years rent of Family Court		1,740,000.00
9	Participation of Ekiti State Athletics at 20th National festiva	Ekiti State sport council	15,000,000.00
10	Sponsorship of 1st Athletics federation of Nigeria	Ministry of Youth and Sport	5,000,000.00
11	Retreat and training of procurement professional service	Bureau of public Procurement	15,000,000.00
12	Payment for Annual Subscription of State website	BICT	783,900.00
13	Payment for the recapitalisation fund for loan empowerment to people	Ekiti State Microfinance and Enterprise Dev. Agency	6,500,000.00
14	Celebration of 2019 Wold toilet day and clean Nigeria use toilet	MIN. OF INFRASTRUCTURE & PUBLIC UTILITY	2,500,000.00
	TOTAL		436,205,045.20

ANNEXURE I A: BUDGET SIZE AND PERFORMANCE (CASH BASIS)

	DETAILS	BUDGET 2020	BUDGET JAN-JUNE 2020	ACTUAL AMOUNT	PERFORMANCE (%)
	REVENUE	₦	₦	₦	
1	RECURRENT REVENUE	83,585,451,219.50	41,792,725,609.75	29,823,799,504.93	71.36
2	CAPITAL RECEIPTS	41,139,418,136.45	20,569,709,068.23	2,389,763,549.98	11.62
	TOTAL REVENUE	124,724,869,355.95	62,362,434,677.98	32,213,563,054.91	51.66
	EXPENDITURE		-		
1	RECURRENT EXPENDITURE	71,186,775,549.36	35,593,387,774.68	28,678,739,598.22	80.57
2	CAPITAL EXPENDITURE	53,538,093,806.59	26,769,046,903.30	5,865,753,621.58	21.91
	TOTAL EXPENDITURE	124,724,869,355.95	62,362,434,677.98	34,544,493,219.80	55.39

ANNEXURE I B: PRIOR YEAR COMPARATIVE ANALYSIS (CASH BASIS)

	DETAILS	JAN-JUNE 2020	JAN-JUNE 2019	PERCENTAGE CHANGE (%)
	REVENUE	₦	₦	
1	RECURRENT REVENUE	29,823,799,504.93	31,952,968,068.80	(6.66)
2	CAPITAL RECEIPTS	2,389,763,549.98	18,107,698,096.63	(86.80)
	TOTAL REVENUE	32,213,563,054.91	50,060,666,165.43	(35.65)
	EXPENDITURE			
1	RECURRENT EXPENDITURE	28,678,739,598.22	34,203,749,827.73	(16.15)
2	CAPITAL EXPENDITURE	5,865,753,621.58	10,760,966,565.49	(45.49)
	TOTAL EXPENDITURE	34,544,493,219.80	44,964,716,393.22	(23.17)

ANNEXURE II: SCHEDULE OF BOND REPAYMENT AS AT 30TH JUNE , 2020

YEAR	SECOND TRANCHE		
	PRINCIPAL PAYMENT	INTEREST PAID (42% OF TOTAL PAYMENT)	TOTAL PAYMENT
	A	B	E
	(N)	(N)	(N)
2014	713,107,680.04	516,388,320.03	1,229,496,000.07
2015	713,107,678.91	516,388,319.21	1,229,495,998.12
2016	713,107,678.91	516,388,319.21	1,229,495,998.12
2017	713,107,678.91	516,388,319.21	1,229,495,998.12
2018	713,107,680.07	516,388,320.05	1,229,496,000.12
2019	713,107,680.07	516,388,320.05	1,229,496,000.12
JAN-JUNE 2020	356,553,840.03	258,194,160.03	614,748,000.06
TOTAL	3,565,538,396.84	2,581,941,597.71	7,991,723,994.73

DETAILS	SECOND TRANCHE (N)
PRINCIPAL LOAN OBTAINED (A)	5,000,000,000.00
INTEREST PAYABLE (B)	3,606,472,000.84
TOTAL LOAN PAYABLE (C=A+B)	8,606,472,000.84
TOTAL PAYMENT AS AT 30/06/2020 (D)	7,991,723,994.73
BALANCE AS AT 30/06/2020 (E=C-D)	614,748,006.11

ANNEXURE III: PROGRAMME FOR RESULT (P for R)

MDAs	JANUARY-JUNE 2020			JANUARY-JUNE 2019		
	PERSONNEL N	OVERHEADS N	TOTAL N	PERSONNEL N	OVERHEADS N	TOTAL N
MINISTRY OF FINANCE	44,251,686.90	77,613,000.00	121,864,686.90	61,569,878.92	28,554,760.00	90,124,638.92
MINISTRY OF BUDGET	36,218,754.80	84,170,000.00	120,388,754.80	32,768,441.71	2,989,000.00	35,757,441.71
STATE INTERNAL REVENUE	82,106,926.49	94,076,203.42	176,183,129.91	85,167,855.52	53,845,192.66	139,013,048.18
OFFICE OF THE ACCOUNTANT GENERAL	70,499,959.09	40,299,168.00	110,799,127.09	41,942,847.90	23,844,500.00	65,787,347.90
TOTAL	233,077,327.28	296,158,371.42	529,235,698.70	221,449,024.05	109,233,452.66	330,682,476.71

ANNEXURE IV: REVENUE CLASSIFICATION BY MDAs AND PARASTATALS

ADMIN CODE	ADMINISTRATIVE CODE /MINISTRIES, DEPARTMENTS AND AGENCIES (MDAs)	APPROVED ESTIMATES 2020	ACTUAL REVENUE JAN. - DEC. 2019
	TAX REVENUE (A)		
	PERSONAL TAX 120101		
	022000800100 BOARD OF INTERNAL REVENUE SERVICE	10,703,502,588.50	1,857,268,902.76
	022000800100 BOARD OF INTERNAL REVENUE SERVICE	200,902,364.77	35,162,562.77
	022000800100 BOARD OF INTERNAL REVENUE SERVICE	500,644,927.22	195,740,966.13
	022000800100 BOARD OF INTERNAL REVENUE SERVICE	346,135,026.90	93,438,578.00
	022000800100 BOARD OF INTERNAL REVENUE SERVICE	6,496,173.47	1,728,916.03
	022000800100 BOARD OF INTERNAL REVENUE SERVICE	100,000,000.00	373,984,092.68
	022000800100 BOARD OF INTERNAL REVENUE SERVICE	10,938,392.01	-
	022000800100 BOARD OF INTERNAL REVENUE SERVICE	50,753,568.04	5,023,485.10
	022000800100 BOARD OF INTERNAL REVENUE SERVICE	-	271,329,990.48
022000800100	BOARD OF INTERNAL REVENUE SERVICE	11,919,373,040.91	2,833,677,493.95
	SUB- TOTAL PERSONNAL TAX 120101	11,919,373,040.91	2,833,677,493.95
			-
	NON-TAX REVENUE BY MDAs (B)		
	LICENCES GENERAL - 120201		
			-
021500100100	MINISTRY OF AGRICULTURE AND RURAL DEVELOPMENT	5,200,000.00	11,545,605.00
021510200100	AGRICULTURAL DEVELOPMENT PROGRAMME	42,060.05	-
021510900100	FORESTRY DEPARTMENT	16,650,000.00	2,773,000.00
022000800100	BOARD OF INTERNAL REVENUE SERVICE	122,014,272.16	15,505,200.03
023100300100	EKITI STATE ELECTRICITY BOARD	103,529.94	1,000.00
023300100100	EKITI STATE MINERAL RESOURCES DEVELOPMENT AGENCY	-	-
025210300100	RURAL WATER SUPPLY AND SANITATION AGENCY	1,000,000.00	352,200.00
025300100100	MINISTRY OF LAND, HOUSING AND URBAN DEVELOPMENT	1,000,000.00	19,272,489.00
051400100100	MINISTRY OF WOMEN AFFAIRS, GENDER EMPOWERMENT &SOCIAL WELFARE - HQTRS	410,000.00	70,000.00
051700100100	MINISTRY OF EDUCATION, SCIENCE AND TECHNOLOGY	500,000.00	4,688,000.00
051701800100	COLLEGE OF EDUCATION - IKERE EKITI	-	-
051705500300	COOPERATIVE DEPARTMENT AND COOPERATIVE COLLEGE IJERO-EKITI	744,250.65	126,000.00
052100100000	MINISTRY OF HEALTH - HQTRS	-	-
	SUB - TOTAL (LICENCES - GENERAL) 120204	147,664,112.80	54,333,494.03
			-
	FEES - GENERAL 120204		
			-
011101300600	INTEGRATION & INTERGOVERNMENTAL RELATION (P & E)	-	2,500.00
011111300100	GOVERNMENT HOUSE AND PROTOCOL	110,000,000.00	-
011200300100	STATE HOUSE OF ASSEMBLY	-	60,000.00
011200400100	HOUSE OF ASSEMBLY SERVICE COMMISSION	50,000.00	-
012300100100	MINISTRY OF INFORMATION	137,673.72	-
012300300100	BROADCASTING SERVICE OF EKITI STATE	1,000,000.00	-
012500100300	GENERAL ADMINISTRATION DEPARTMENT	292,287.28	-
012500500100	OFFICE OF ESTABLISHMENTS AND TRAINING	805,757.35	575,000.00
014000100100	STATE AUDITOR GENERAL OFFICE	1,311,307.03	135,000.00
014700100100	CIVIL SERVICE COMMISSION	-	-
014800100100	STATE INDEPENDENT ELECTORAL COMMSSION	-	-

021500100100	MINISTRY OF AGRICULTURE AND RURAL DEVELOPMENT	7,400,000.00	1,970,000.00
021510200100	AGRICULTURAL DEVELOPMENT PROGRAMME	-	-
021510900100	FORESTRY DEPARTMENT	65,178,642.70	9,972,937.50
021511000100	FOUNTAIN AGRIC MARKETING AGENCY	-	179,450.10
022000100100	MINISTRY OF FINANCE AND ECONOMIC DEVELOPMENT	-	-
022000700100	OFFICE OF THE ACCOUNTANT GENERAL	1,963,804.83	-
022000800100	BOARD OF INTERNAL REVENUE SERVICE	11,438,392.01	-
022000800300	EKITI STATE SIGNAGE AND ADVERTISEMENT AGENCY (IRS)	150,623,804.12	18,403,583.33
022200100100	MINISTRY OF COMMERCE, INDUSTRIES AND COOPERATIVES	9,000,000.00	6,525,400.00
022900100100	MINISTRY OF WORKS AND TRANSPORT - HQTRS	35,000,000.00	17,394,000.00
023100300100	EKITI STATE ELECTRICITY BOARD	222,232.35	265,000.00
023300100100	EKITI STATE MINERAL RESOURCES DEVELOPMENT AGENCY	50,000,000.00	3,500,000.00
023400200100	OFFICE OF SURVEYOR - GENERAL OF THE STATE	10,435,895.82	4,567,150.00
023800500100	MILLENNIUM DEVELOPMENT GOALS (MDGS) OFFICE	12,329,208.91	-
025210200100	EKITI STATE WATER CORPORATION	1,596,521.57	60,000.00
025210300100	RURAL WATER SUPPLY AND SANITATION AGENCY	1,000,000.00	-
025300100100	MINISTRY OF LAND, HOUSING AND URBAN DEVELOPMENT	1,494,500,000.00	36,080,191.18
025301000100	STATE HOUSING CORPORATION	43,000,684.81	2,823,540.00
025305600100	URBAN RENEWAL AGENCY	1,140,251.42	-
026100100100	MINISTRY OF PUBLIC UTILITIES	3,165,093.74	2,160,000.00
031800100100	EKITI STATE JUDICIARY	11,526,129.23	5,246,735.00
031801100100	STATE JUDICIAL SERVICE COMMISSION	363,124.65	268,860.00
032600100100	MINISTRY OF JUSTICE	800,000.00	15,700.00
050050010010	MINISTRY FOR LOCAL GOVERNMENT AND COMMUNITY DEVELOPMENT	1,296,260.36	-
051400100100	MINISTRY OF WOMEN AFFAIRS, GENDER EMPOWERMENT & SOCIAL WELFARE - HQTRS	1,717,500.43	980,100.00
051700100100	MINISTRY OF EDUCATION, SCIENCE AND TECHNOLOGY	18,697,522.67	1,953,800.00
051700300100	STATE UNIVERSAL BASIC EDUCATION BOARD	5,265,503.88	15,000,000.00
051700800100	EKITI STATE LIBRARY BOARD	88,314.81	30,750.00
051705500100	BOARD FOR TECHNICAL AND VOCATIONAL EDUCATION	80,000.00	781,255.00
051705500200	AGENCY FOR ADULT AND NON-FORMAL EDUCATION	180,000.00	-
052100100000	MINISTRY OF HEALTH - HQTRS	-	-
052110200100	HOSPITAL MANAGEMENT BOARD	200,000,000.00	8,963,777.05
053500100100	MINISTRY OF ENVIRONMENT	-	-
053501600100	STATE ENVIRONMENTAL PROTECTION AGENCY	8,627,019.43	580,000.00
053505300100	EKITI STATE WASTE MANAGEMENT BOARD	12,000,000.00	-
053905100100	EKITI STATE SPORT COUNCIL	2,000,000.00	55,000.00
	SUB - TOTAL FEES - GENERAL 120204	2,274,232,933.12	138,549,729.16

			-
	FINES - GENERAL 120205		-
012300100100	MINISTRY OF INFORMATION	32,091.42	-
012301300100	GOVERNMENT PRINTING PRESS	662,399.97	2,000.00
012500500100	OFFICE OF ESTABLISHMENTS AND TRAINING	150,000.00	-
014000200100	OFFICE OF THE AUDITOR GENERAL FOR LOCAL GOVERNMENT	-	-
014700100100	CIVIL SERVICE COMMISSION	2,110,377.13	72,250.00
014800100100	STATE INDEPENDENT ELECTORAL COMMISSION	-	-
021500100100	MINISTRY OF AGRICULTURE AND RURAL DEVELOPMENT	19,420,610.77	5,277,150.00
021510200100	AGRICULTURAL DEVELOPMENT PROGRAMME	-	-
021510900100	FORESTRY DEPARTMENT	4,000,000.00	495,000.00
022000100100	MINISTRY OF FINANCE AND ECONOMIC DEVELOPMENT	23,914.41	-
022000800100	BOARD OF INTERNAL REVENUE SERVICE	-	-
022200100100	MINISTRY OF COMMERCE, INDUSTRIES AND COOPERATIVES	-	-
022200900100	PETROLEUM PRODUCTS CONSUMER PROTECTION UNIT	3,437,300.65	-
022900100100	MINISTRY OF WORKS AND TRANSPORT - HQTRS	15,000,000.00	775,000.00
022905500100	EKITI STATE TRAFFIC MANAGEMENT AGENCY	9,957,626.56	4,253,400.00
023100300100	EKITI STATE ELECTRICITY BOARD	48,232.57	-
023400200100	OFFICE OF SURVEYOR - GENERAL OF THE STATE	4,500,000.00	1,588,869.00
025300100100	MINISTRY OF LAND, HOUSING AND URBAN DEVELOPMENT	335,475,822.09	10,853,270.00
025301000100	STATE HOUSING CORPORATION	-	-
026100100100	MINISTRY OF PUBLIC UTILITIES	1,000,000.00	-
031800100100	EKITI STATE JUDICIARY	2,000,000.00	1,958,150.00
032600100100	MINISTRY OF JUSTICE	64,351,176.02	36,997,963.13
050500200100	CHIEFTAINCY AFFAIRS	1,557,758.35	2,670,000.00
051305100101	MINISTRY OF YOUTH AND SPORT DEVELOPMENT	757,289.77	5,000.00
051400100100	MINISTRY OF WOMEN AFFAIRS, GENDER EMPOWERMENT & SOCIAL WELFARE - HQTRS	370,000.00	67,000.00
051700100100	MINISTRY OF EDUCATION, SCIENCE AND TECHNOLOGY	47,425,709.26	19,732,900.00
051700300100	STATE UNIVERSAL BASIC EDUCATION BOARD	1,576,004.63	80,000.00
051700800100	EKITI STATE LIBRARY BOARD	10,000.00	-
051705500100	BOARD FOR TECHNICAL AND VOCATIONAL EDUCATION	25,929.67	40,000.00
051705500200	AGENCY FOR ADULT AND NON-FORMAL EDUCATION	50,000.00	-
052100100000	MINISTRY OF HEALTH - HQTRS	2,977,652.20	925,000.00
052110200100	HOSPITAL MANAGEMENT BOARD	37,000,000.00	1,617,858.00
053500100100	MINISTRY OF ENVIRONMENT	5,955,619.05	693,500.00
053501600100	STATE ENVIRONMENTAL PROTECTION AGENCY	-	-
053505300100	EKITI STATE WASTE MANAGEMENT BOARD	88,278,432.49	206,000.00
	SUB - TOTAL FINES - GENERAL 120205	648,153,947.01	88,310,310.13

			-
	SALES - GENERAL 120206		-
011101700100	CABINET AND SPECIAL SERVICES DEPARTMENT	-	-
011103500100	EKITI STATE PENSION COMMISSION	-	-
011103500101	PENSION TRANSITION ARRANGEMENT DEPARTMENT	2,000,000.00	833,800.00
011103700100	MUSLIM PILGRIM WELFARE BOARD	823,718.70	-
011103800100	CHRISTIAN PILGRIM WELFARE BOARD	265,715.71	6,000.00
011200300100	STATE HOUSE OF ASSEMBLY	2,550,870.81	-
011200400100	HOUSE OF ASSEMBLY SERVICE COMMISSION	29,714.71	88,000.00
012300100100	MINISTRY OF INFORMATION	161,401.40	-
012300300100	BROADCASTING SERVICE OF EKITI STATE	45,057,164.73	-
012301300100	GOVERNMENT PRINTING PRESS	78,757.18	-
012500100300	GENERAL ADMINISTRATION DEPARTMENT	-	-
012500500100	OFFICE OF ESTABLISHMENTS AND TRAINING	300,480.09	620,000.00
014700100100	CIVIL SERVICE COMMISSION	100,000.00	7,945,750.00
021500100100	MINISTRY OF AGRICULTURE AND RURAL DEVELOPMENT	1,800,000.00	300,000.00
021500100300	DIRECTORATE OF FARM SETTLEMENT AND PEASANT FARMER DEVELOPMENT	-	663,850.00
021502100200	SCHOOL AGRICULTURE AND ENTERPRISE	7,000.00	25,000.00
021510200100	AGRICULTURAL DEVELOPMENT PROGRAMME	-	-
021510900100	FORESTRY DEPARTMENT	4,950,000.00	30,000.00
021511000100	FOUNTAIN AGRIC MARKETING AGENCY	576,848.59	134,469.05
022000700100	OFFICE OF THE ACCOUNTANT GENERAL	500,000.00	-
022000800100	BOARD OF INTERNAL REVENUE SERVICE	15,501,427.22	-
022200100100	MINISTRY OF COMMERCE, INDUSTRIES AND COOPERATIVES	3,000,000.00	-
022200400100	MULTI- PURPOSE CREDIT AGENCY	342,075.42	489,000.00
022700600100	BUREAU OF PRODUCTIVITY AND EMPOWERMENT	-	-
023100300100	EKITI STATE ELECTRICITY BOARD	-	-
023600400200	BUREAU OF TOURISM, ART AND CULTURE	3,000.00	-
025210200100	EKITI STATE WATER CORPORATION	1,016,788.14	121,000.00
025300100100	MINISTRY OF LAND, HOUSING AND URBAN DEVELOPMENT	314,000,000.00	7,653,370.00
025301000100	STATE HOUSING CORPORATION	92,802,584.05	28,000.00
031801100100	STATE JUDICIAL SERVICE COMMISSION	105,000.00	177,900.00
032600100100	MINISTRY OF JUSTICE	6,500,000.00	2,000.00
051700300100	STATE UNIVERSAL BASIC EDUCATION BOARD	-	14,000.00
051701800100	COLLEGE OF EDUCATION - IKERE EKITI	-	-
051705400100	STATE TEACHING SERVICE COMMISSION	11,258.88	4,961,211.00
051705500100	BOARD FOR TECHNICAL AND VOCATIONAL EDUCATION	50,000.00	-
051705500200	AGENCY FOR ADULT AND NON-FORMAL EDUCATION	121,409.03	-
051705500300	COOPERATIVE DEPARTMENT AND COOPERATIVE COLLEGE IJERO-EKITI	300,000.00	210,000.00
052100100000	MINISTRY OF HEALTH - HQTRS	100,000.00	-
052110200100	HOSPITAL MANAGEMENT BOARD	3,154,582.23	46,965,138.95
052111300100	CENTRAL MEDICAL STORE	1,145,601.70	690,158.54
	SUB - TOTAL SALES - GENERAL 120206	497,355,398.59	71,958,647.54

			-
	EARNINGS - GENERAL 120207		-
011101700100	CABINET AND SPECIAL SERVICES DEPARTMENT	89,473.12	113,950.00
011102100100	EKITI STATE LIAISON OFFICE -LAGOS	1,140,251.42	62,250.00
011102100200	EKITI STATE LIAISON OFFICE -ABUJA	973,582.36	268,600.00
012500100300	GENERAL ADMINISTRATION DEPARTMENT	-	-
021500100100	MINISTRY OF AGRICULTURE AND RURAL DEVELOPMENT	500,000.00	125,000.00
021502100200	SCHOOL AGRICULTURE AND ENTERPRISE	2,300.05	-
021510200100	AGRICULTURAL DEVELOPMENT PROGRAMME	1,020,802.79	-
021510900100	FORESTRY DEPARTMENT	14,000,000.00	895,787.00
022000700100	OFFICE OF THE ACCOUNTANT GENERAL	339,482,761.48	-
022200100100	MINISTRY OF COMMERCE, INDUSTRIES AND COOPERATIVES	4,564,983.03	18,000.00
022200100500	EKITI STATE INVESTMENT PROMOTION AGENCY	800,000,000.00	-
022905500100	EKITI STATE TRAFFIC MANAGEMENT AGENCY	3,000,000.00	-
023300100100	EKITI STATE MINERAL RESOURCES DEVELOPMENT AGENCY	-	-
023400200100	OFFICE OF SURVEYOR - GENERAL OF THE STATE	750,000.00	44,700.00
023600100101	TOURISM DEVELOPMENT AGENCY	1,482,326.84	110,000.00
023600400200	BUREAU OF TOURISM, ART AND CULTURE	377,588.82	-
025210200100	EKITI STATE WATER CORPORATION	8,629,022.43	4,371,158.00
025210300100	RURAL WATER SUPPLY AND SANITATION AGENCY	1,420,754.26	-
025300100100	MINISTRY OF LAND, HOUSING AND URBAN DEVELOPMENT	20,000,000.00	5,649,026.86
025301000100	STATE HOUSING CORPORATION	4,000,000.00	631,730.60
032600100100	MINISTRY OF JUSTICE	-	-
051400100100	MINISTRY OF WOMEN AFFAIRS, GENDER EMPOWERMENT &SOCIAL WELFARE - HQTRS	250,000.00	26,000.00
051701800100	COLLEGE OF EDUCATION - IKERE EKITI	-	-
051705500100	BOARD FOR TECHNICAL AND VOCATIONAL EDUCATION	50,000.00	-
051705600200	EDUCATION TRUST FUND	394,256,123.73	93,790,194.98

	SUB - TOTAL EARNINGS - GENERAL 120207	1,595,989,970.33	106,106,397.44
	RENT ON GOVERNMENT BUILDINGS 120208		-
012500100300	GENERAL ADMINISTRATION DEPARTMENT	-	-
021500100100	MINISTRY OF AGRICULTURE AND RURAL DEVELOPMENT	-	-
021511000100	FOUNTAIN AGRIC MARKETING AGENCY	576,848.59	-
022000700100 O	OFFICE OF THE ACCOUNTANT GENERAL	7,483,809.67	-
023600400200	BUREAU OF TOURISM, ART AND CULTURE	200,000.00	64,000.00
	SUB - TOTAL RENT ON GOVERNMENT BUILDINGS 120208	8,260,658.26	64,000.00
	RENT ON LANDS & OTHER GENERAL 120209		-
021500100100	MINISTRY OF AGRICULTURE AND RURAL DEVELOPMENT	600,000.00	20,000.00
021500100300	DIRECTORATE OF FARM SETTLEMENT AND PEASANT FARMER DEVELOPMENT	3,736,162.16	990,000.00
023400400100	EKITI STATE ROAD MAINTENANCE AGENCY (EKROMA)(PUBLIC WORKS CORPORATION)	1,000,000.00	200,000.00
025300100100	MINISTRY OF LAND, HOUSING AND URBAN DEVELOPMENT	2,000,000.00	50,000.00
025301000100	STATE HOUSING CORPORATION	60,480,064.36	3,604,512.50
051701800100	COLLEGE OF EDUCATION - IKERE EKITI	-	-
	SUB TOTAL RENT ON LANDS & OTHER GENERAL 120209	67,816,226.52	4,864,512.50
	INVESTMENT INCOME 120211		-
011103500100	EKITI STATE PENSION COMMISSION	-	-
	SUB - TOTAL INVESTMENT INCOME 120211	-	-
	(B) TOTAL NON TAX REVENUE (MDAs)	5,239,473,246.63	464,187,090.80
	NON TAX REVENUE BY PARASTATAL (C)		
051701800100	COLLEGE OF EDUCATION - IKERE EKITI	530,000,000.00	253,975,157.00
051702100100	EKITI STATE UNIVERSITY	2,303,653,919.50	945,762,771.00
052102600100	EKITI STATE UNIVERSITY TEACHING HOSPITAL	130,347,917.98	-
052110600100	COLLEGE OF HEALTH TECHNOLOGY	141,742,216.84	105,396,202.50
051701800100	COLLEGE OF EDUCATION - IKERE EKITI	138,732,972.73	-
051702100100	EKITI STATE UNIVERSITY	1,221,708,157.50	14,204,760.00
052110600100	COLLEGE OF HEALTH TECHNOLOGY	10,900,000.00	-
052102600100	EKITI STATE UNIVERSITY TEACHING HOSPITAL	567,366,793.51	176,967,290.64
021502100100	COLLEGE OF AGRICULTURE AND TECHNOLOGY, ISAN EKITI.	-	145,000.00
052110600100	COLLEGE OF HEALTH TECHNOLOGY	17,000,000.00	-
	(C)SUB - TOTAL PARASTATAL	5,061,451,978.06	1,496,451,181.14
	(A + B + C) GAND TOTAL	22,220,298,265.60	4,794,315,765.89
	UNCLEARED REVENUE		516,160,321.46
	ACTUAL REVENUE CLEARED		4,278,155,444.43