

## **1.0 INTRODUCTION**

The Accounts of the Government of Ekiti State, Nigeria for the year ended 31<sup>st</sup> December, 2018 have been audited under my direction in accordance with section 125 (2) of the Constitution of the Federal Republic of Nigeria, 1999 (as amended) and Section 26 (2) of Ekiti State Audit Law (No 11) of 2014.

### **1.1 RESPONSIBILITY OF THE ACCOUNTANT-GENERAL**

In accordance with the provisions of Finance Control and Management Act, 1958 and Section 02001 of the Financial Administration, the Accountant-General is the Chief Accounts Officer for the receipts and payments of Government of Ekiti State. It is the responsibility of the Accountant-General to establish and maintain an adequate system of Internal Controls, designed to provide reasonable assurance that the transactions recorded are within statutory authority, properly record the use of public financial resources by the Government and to ensure that the Financial Statements fairly reflect the true financial position of Government and its operations in accordance with the provisions of above stated Act.

### **1.2 RESPONSIBILITY OF THE AUDITOR-GENERAL**

The responsibility of the Auditor-General is to express an independent opinion on the Financial Statements of the State as prepared by the Accountant-General based on his audit in compliance with Section 125 (2) of the Constitution of the Federal Republic of Nigeria, 1999 (as amended) and Section 26 (2) of Ekiti State Audit Law (No 11) of 2014.

An audit in this context involves the examination on a test basis, of evidence relevant to the amounts and disclosures in the Financial Statements prepared by the Accountant-General.

It also includes an assessment of the significant estimates and judgments made in the preparation of the Financial Statements and whether the accounting policies are appropriate to Government circumstances, consistently applied and adequately disclosed.

### **1.3 RESPONSIBILITY OF THE PUBLIC ACCOUNTS COMMITTEE**

It is the responsibility of the Public Accounts Committee of the House of Assembly to review the Auditor-General's Report with a view to ensuring enforcement of the recommendations made therein and impose sanctions where appropriate.

### **1.4 AUDITOR-GENERAL'S REPORT/AUDIT CERTIFICATE.**

I have audited the Accounts of the Government of Ekiti State of Nigeria as at 31<sup>st</sup> December, 2018 as set out in Annexure I containing Ekiti State Financial Statements in accordance with Section 125 (2) of the Constitution of the Federal Republic of Nigeria 1999 (as amended) and Section 26 (2) of Ekiti State Audit Law (No 11) of 2014.

## **1.5 BASIS OF OPINION:**

The Audit was conducted in accordance with International Standards on Auditing and Generally Accepted Public Sector and INTOSAI Auditing Standards.

These standards require that I comply with ethical requirements, plan and perform the audit to obtain reasonable assurance that the Financial Statements are free from material misstatements whether due to fraud or error. I also evaluated the overall adequacy of the presentation of information in the Financial Statements.

In the course of the Audit, I have obtained all the information and explanation that to the best of my knowledge and belief were necessary for the purpose of the audit and I believe that the audit evidence I obtained is sufficient and appropriate to provide a basis for independent opinion.

Ekiti State Government initiated accrual basis IPSAS on 1<sup>st</sup> January, 2017 and elected to adopt transitional exemptions in IPSAS 33 that allows it apply deemed cost and a transitional period of up to three years. As a result of adopting these transitional exemptions and provisions, the Ekiti State Government is not able to make an explicit and unreserved statement about its full compliance with accrual basis IPSASs. These financial statements are therefore referred to as the second transitional IPSAS financial statements of Ekiti State Government.

## **1.6 OPINION:**

In my opinion the Financial Statements which include Statement of Financial Performance, Statement of Financial Position, Statement of Cash Flow and Statement of Change in Net Assets / Equity as at 31st December, 2018 with supporting Notes, give a true and fair view of the state of affairs and financial position of the Government of Ekiti State for the fiscal year ended on that date subject to the observations and comments in the other parts of this report.



**Daniel A. Kayode (FCNA, FCFIP, ACTI)**  
**FRC/2014/ANAN/00000010277**  
**Auditor-General,**  
**Ekiti-State.**

**2.0 APPRAISAL OF THE YEAR’S BUDGET PERFORMANCE**

The aggregate revenue and expenditure projection for the State in 2018 was One Hundred and Eight Billion, Five Hundred and Thirty Eight Million, Seventy Two Thousand, Eight Hundred and Thirteen Naira and Fifty Two kobo (N108,538,072,813.52) only. The budget for the year under review was a balanced budget

The projected revenue showed an increase of N7,480,251,538.77 (or approximately 7.40%) when compared with its corresponding figure of N101,057,821,274.75 for the year 2017 while the budgeted expenditure increased by N15,446,216,779.11 (or approximately 16.60%) when compared with previous year’s figure of N93,091,856,034.41.

The actual revenue for the current year was N76,716,106,897.27 and actual expenditure was N78,793,624,355.11 thus resulting to an aggregate deficit of N2,077,517,454.84. The performance level achieved by the revenue and expenditure was 70.68% and 72.60% respectively in the current year as against 68.57% and 79.90% attained in 2017.

Audit observed that the average revenue generated by the State in the past Five (5) years was N75,675,593,411.63 while the Budgeted revenue for the year under review was put at N101,538,072,813.52.

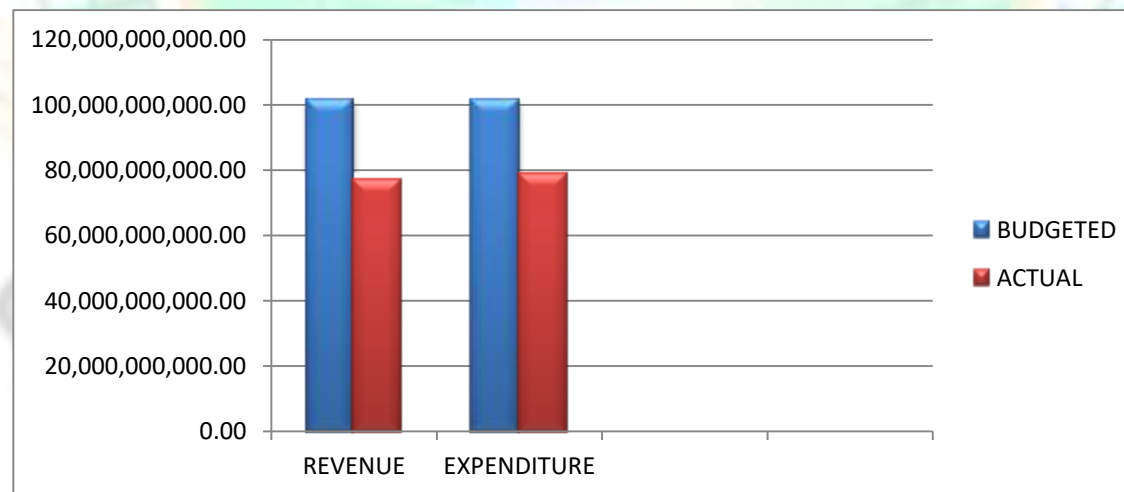
The gap between the two figures amounting to N28,862,479,401.89 or 28.42% of budgeted revenue depicted over – ambitiousness in the budgeted revenue and thus made the revenue target far from being realistic.

Audit is of the opinion that existence of significant budget errors undermines the ability of the Government to achieve goals and objectives set in the budget.

Now that the State Government had keyed into SFTAS programme, there are certain percentages set for expenditure out-turn, which are usually calculated on original budget figures which are expected to be met. This now call for setting realistic revenue and expenditure target in the budget.

The budget performance is shown below:

**2.1 BAR CHART SHOWING THE 2018 BUDGET PERFORMANCE:**





## 2.2 REVENUE PROFILE AT A GLANCE

RECURRENT RECEIPTS	ESTIMATE 2018 N	ACTUAL 2018 N	PERFORMANCE %
Government Share of FAAC	36,566,274,422.32	38,019,908,660.69	103.98
Other Statutory Revenue (FAAC)	21,983,123,267.02	6,009,175,979.60	27.34
Government Share of VAT	11,000,000,000.00	10,214,624,926.44	92.86
IGR	13,084,357,901.63	11,949,154,857.67	91.32
Other Recurrent Receipts	2,783,694,816.87	526,191,331.81	18.90
<b>TOTAL RECURRENT RECEIPTS</b>	<b>85,417,450,407.84</b>	<b>66,719,055,756.18</b>	<b>78.11</b>
<b>Capital Receipts</b>	<b>23,120,622,405.68</b>	<b>9,997,051,141.08</b>	<b>43.24</b>
<b>TOTAL</b>	<b>108,538,072,813.52</b>	<b>76,716,106,897.29</b>	<b>70.68</b>

**Source:** Financial Report of Accountant-General, Ekiti State for the year ended 31<sup>st</sup> December, 2018.

## 2.3 RECURRENT REVENUE BUDGET

The analysis above showed that a sum of N85,417,450,407.84 representing 78.70% of total budgeted receipts was anticipated from Recurrent receipts and a sum of N23,120,622,405.68 which represents 21.30% was expected from capital receipts.

The actual Recurrent receipts for the year under review was N66,719,055,756.18. This represents 78.11% performance level and a recurrent revenue variance of 21.89% which is lower than year 2017 variance of 30.59%. Also, the amount collected in 2018 increased by N9,927,867,779.64 (or approximately 17.49%) when compared with its corresponding figure of N56,791,187,976.54 for the year 2017.

The breakdown of the actual Recurrent Revenue of N66,719,055,756.18 as stated showed that Government share of FAAC recorded a budget performance of 103.98% while other Statutory Revenue (FAAC) had a budget performance of 27.34% and a variance of 72.66% . The Government share of Value Added Tax (VAT) recorded a budget performance level of 92.86% with a variance of

7.14%, Internally Generated Revenue (IGR) recorded a budget performance level of 91.32% and a variance of 8.68% while Other Recurrent receipts had the lowest budget performance of 18.90% and the highest variance of 81.10%.

#### **2.4 RECOMMENDATION:**

This year Recurrent Revenue budget would appear over-ambitious. A more realistic recurrent revenue budget is suggested to avoid derailment of developmental programmes planned for implementation.

#### **2.5 CAPITAL RECEIPTS:**

The actual Capital Receipts recorded in year 2018 was N9,997,051,141.08 as against N23,120,622,405.00 budgeted resulting in a budget performance of 43.24%. This was a significant decrease when compared with 65.02% achieved in the preceding year.

The two components of the Capital Receipts in the year under review were

(i) Foreign Loans (Drawn downs) – N9,709,551,141.08 and (ii) Domestic Loan (Facility Loan) – N287,500,000.00.

Audit observed that the budgeted Capital receipts stated in the original approved budget prepared with 'old codes' was N33,734,118,870.41. However, this amount reduced to N23,120,622,405.68 in the IPSAS compliant budget due to re-classification of some revenue items to be in tandem with NCOA. This also had affected the actual capital receipts for the year under review as receipts from two revenue sources (Paris Club Refund - N3,934,272,411.44 and Excess Crude Refund – N117,968,648.01) amounting to N4,052,241,059.45 which were supposed to be Capital receipts were moved to Recurrent receipts.

This grave error could have been avoided if the recommendation made in the 2017 Auditor-General's Report that IPSAS compliant budget template should be employed in the preparation of budget had been implemented. The Budget Ministry should take note of this.

#### **2.6 RECOMMENDATION:**

To avoid classification error, IPSAS compliant budget template should be strictly adhered to.

**2.7 ACTUAL REVENUE COMPARISON BETWEEN 2017 AND 2018.**

S/N	REVENUE	ACTUAL 2017 N	ACTUAL 2018 N	DIFFERENCE N	PERCENTAGE DIFFERENCES %
1	Government Share of FAAC	25,352,826,448.06	38,019,908,660.69	12,667,082,212.63	49.96%
2	Other Statutory Receipts	9,095,980,002.03	5,891,207,331.59	(3,204,772,670.44)	(35.23)
3	Excess Crude Oil	164,439,699.58	117,968,648.01	(46,471,051.57)	(28.26)
4	Government Share of VAT	9,059,086,275.64	10,214,624,926.44	1,155,538,650.80	12.76
5	Ecological Fund	-	-	-	-
6	IGR	11,901,854,044.31	11,949,154,857.67	47,300,813.36	0.40
7	Other Receipt (Drawn Down)	4,008,926,117.57	9,709,551,141.08	5,700,625,023.51	142.20
8	Internal Loan	8,495,000,000.00	287,500,000.00	(8,207,500,000.00)	(96.62)
9	Sundry Receipts	1,217,001,506.92	526,191,331.81	(690,810,175.11)	(56.76)
	<b>TOTAL</b>	<b>69,295,114,094.11</b>	<b>76,716,106,897.29</b>	<b>7,420,992,803.18</b>	<b>10.71</b>

**SOURCE:** Financial Reports of Accountant-General, Ekiti State for the year ended 31<sup>st</sup> December, 2018.

From the analysis above, the aggregate revenue of N76,716,106,897.29 was raised in 2018 compared to N69,295,114,094.11 raised in 2017 representing a year – on –year increase of 10.71% or N7,420,992,803.18 in absolute value.

The Government Share of FAAC (Statutory Allocation) recorded a stunning performance as it rose remarkably by 49.96% from N25,352,826,448.06 in year 2017 to N38,019,908,660.69 in year 2018.

Other Statutory Receipts fell drastically from N9,095,980,002.03 in year 2017 to N5,891,207,331.59 in 2018 resulting to 35.23% decrease. Included in this amount was the total sum of N4,334,273,157.44 received in the year as Paris Club Refund- N3,934,272,411.44 and Paris (NGF) Refund – N400,000,746.00.



The Value Added Tax had an increase of 12.76% and Excess Crude Oil (Refund) recorded a decrease of 28.26%. On the whole, the amount received by the State from the Federation Account in 2018 was N54,243,709,566.73 as against N43,672,332,425.31 received in 2017 translating to increase of N10,571,377,141.42 (or approximately 24.21%).

The Internally Generated Revenue had an insignificant increase of less than 1% (0.40%) while Sundry Receipts recorded 56.76% decrease.

Other Receipts which were drawn downs from Foreign Loan had a remarkable increase of 142.20% from year 2017 figure of N4,008,926,117.57 to N9,709,551,141.08 in year 2018. The increase was largely due to the receipts of external loan for (i) State Education Programme Investment Project (SEPIP) – N3,466,048,365.81, (ii) 3<sup>rd</sup> National Urban Water Sector Reform Project – N6,120,000,000.00

The Internal Loan reduced considerably from N8,495,000,000.00 in 2017 to N287,500,000.00 in the current year.

## 2.8 COMPARATIVE ANALYSIS OF INTERNALLY GENERATED REVENUE

### PERFORMANCE FOR YEAR 2017 AND 2018

S/N	REVENUE DESCRIPTION	ESTIMATE 2018	ACTUAL 2018	BUDGET PERFORMANCE	ACTUAL 2017	ACTUAL DIFFERENCE A-B
		N	(A) N	%	(B) N	N
1	Pay – As – You Earn	3,980,198,948.48	4,193,406,349.50	105.36	3,319,738,095.50	873,668,254.00
2	Direct Assessment	350,000,000.00	163,583,025.97	46.74	173,217,961.47	(9,634,935.50)
3	Development Levy	110,217,012.07	21,941,922.74	19.91	24,121,024.90	(2,179,102.16)
4	Community Development Levy	-	79,337,887.67	-	133,142,346.47	(53,804,458.80)
5	Capital Gain Tax	150,000.00	166,803.80	111.20	20,000.00	146,803.80
6	Withholding Tax	321,336,926.38	261,827,810.78	81.48	605,580,391.90	(343,752,581.12)
7	Back Duty Assessment	-	-	-	-	-
8	Tax Audit	-	79,582,914.86	-	67,378,317.67	12,204,597.19
9	<b>Sub Total(Taxes)</b>	<b>4,761,902,886.93</b>	<b>4,799,846,715.29</b>	<b>100.80</b>	<b>4,323,198,137.91</b>	<b>476,648,577.38</b>
10	Fines and Fees	1,951,632,823.82	1,045,264,627.02	53.56	1,281,372,235.17	(236,107,608.15)

11	Licences	152,267,233.60	158,264,674.81	103.94	136,618,051.74	21,646,623.07
12	Earning & Sales	170,266,612.78	65,996,569.75	38.76	97,454,535.29	(31,457,965.54)
13	Rent on Govt property	23,483,809.67	113,825,905.04	484.70	39,610,756.55	74,215,148.49
14	Dividends	73,087,067.28	57,704,169.57	78.95	56,333,177.00	1,370,992.57
15	Others (Reimbursement&Misc )	2,588,501.30	1,297,547.98	50.12	1,408,858.49	(111,310.51)
16	Bank Interest	-	-	-	-	-
17	Pool Betting Lotteries	-	-	-	-	-
18	Unserviceable assets	-	-	-	-	-
19	Legal Fees	-	-	-	111,182,990.10	111,182,990.10
20	Parastatals and Tertiary Institutions	5,949,128,966.25	5,706,954,648.18	95.93	5,854,675,302.06	147,720,653.88
	<b>TOTAL</b>	<b>13,084,357,901.63</b>	<b>11,949,154,857.67</b>	<b>91.32</b>	<b>11,901,854,044.31</b>	<b>47,300,813.36</b>
	IGR Retained by Parastatals and Tertiary Institutions	(5,775,878,144.22)	(5,649,442,542.31)	97.81	(5,717,271,627.56)	67,829,085.25
	NET IGR	7,308,479,756.41	6,299,712,315.36	86.20	6,184,582,416.75	115,129,898.61
	IGR TO TOTAL REVENUE %		15.58%		17.18%	
	IGR TO PERSONNEL COST %		67.18%		64.18%	
	IGR TO RECURRENT EXPENDITURE %		17.88%		19.50%	
	IGR TO TOTAL EXPENDITURE %		15.17%		16.10%	

**SOURCE:** Financial Reports of Accountant-General, Ekiti State for the year ended 31<sup>st</sup> December, 2018.

From the analysis above, the sum of ₦11,949,154,857.67 was raised as IGR in 2018 compared to ₦11,901,854,044.31 raised in 2017 representing a year-on-year increase of ₦47,300,813.36 (or approximately 0.40%). Therefore, the Annual Nominal IGR growth rate for the year was approximately 0.40%

This year increase of ₦47,300,813.36 was the lowest when compared with ₦1,064,417,745.00, ₦1,077,460,735.13 and ₦2,432,741,819.54 recorded in years 2015, 2016 and 2017 respectively.



The IGR budget performance reduced from 107.06% recorded in year 2017 to 91.32% in the current year while the IGR to Total Revenue further declined from 17.18% in the previous year to 15.58% in 2018. This result, illustrated that the progress made towards the goal of self-sustenance or non reliance on fund from the center had not been too impressive.

The average monthly IGR recorded in the year was ₦524,976,026.28 for the Net IGR and ₦995,762,904.81 for the total IGR (when IGR of parastatals and Institutions were added).

Further analysis showed that performance on IGR heads ranged from far above budget for some heads to as low as 19.91% for other heads. The impressive performance recorded by some revenue heads should be sustained while there should be an improvement in some revenue heads with poor performance as stated in (a) & (b) below:

- a) Low Performing Revenue Sources: Direct Assessment, Development Levy and Earning & Sales recorded a below average performance of 46.74%, 19.91% and 38.76% respectively.
- b) Revenue sources performance that fell below last year performance: As revealed by the table, (7) Seven Revenue Heads were in this category with the highest reduction of ₦343,752,581.12 from Withholding Tax.
- c) Revenue Sources with no Receipts: Back Duty Assessment, Bank Interest, Pool Betting lotteries, Unserviceable Assets and Legal Fees.
- d) Direct Assessment which represent Tax Revenue from the Informal Sector had abysmal low performance of 3.41% of the Total Tax Revenue receipts in the year with a reduction of ₦9,634,935.50 when compared with 2017 figure. PAYE contributed the largest chunk of Total Tax Revenue collected in the year. It had 105.36% budget performance with a contribution of 87.37% to Total Tax Revenue and 66.57% to Net IGR in the year. It was better performance when compared with 76.76% and 53.68% recorded respectively in 2017.

Taxing the informal sector presents the hope of generating extra income to shore up the Tax Revenue. The Internal Revenue Service is advised to work conscientiously to bring informal sector into the Tax Net.

- e) Fine and Fees collected in the year was ₦1,045,264,627.02 with a budget performance of 53.56%. This was reduction of ₦343,752,581.12 (or approximately 26.83%) when compared with 2017 figure of ₦1,281,372,235.17. As usual, the Three (3) MDAs with largest contribution were (i) Lands – ₦213,352,015.49 (ii) Education (Dev. Levy) ₦309,353,185.00 and (iii) ETF- ₦280,828,595.42.

It was observed that only thirteen (13) MDAs out of 65 listed in the 2018 Financial Reports had above average performance in revenue generation.

The Internal Revenue Service reported revenues collected using the old revenue codes. There is need to change the template for recording of revenue to comply with National Chart of Accounts approved Codes.

It was reported in 2017 Auditor-General's Report that no accrued revenue which remains uncollected at the close of financial year was recognized in the financial statements for the year. The same was observed in the current year. The attention of the Internal Revenue Service is drawn to Sections 06023, 06024, 06025 and 06026 of Financial Administration for strict compliance.

The IGR to Personnel Cost, Recurrent Expenditure and Total Expenditure percentages were calculated to be 67.18%, 17.88% and 15.17% respectively in the year. The inference drawn from this was that IGR generated in the year was not sufficient to cover the Personnel Costs, Recurrent Expenditure and Total Expenditure. Therefore, there is the need to pursue an aggressive IGR drive in the State.

## **2.9 RECOMMENDATIONS**

- i) Enumeration of tax payers in the informal sector across the State with the ultimate aim of building a robust data base with the clear vision of increasing the State Revenue generation capacity. Data is the basis of any revenue collecting efforts.
- ii) To encourage the informal sector, a Tax Day may be introduced where best tax payers from the sector are recognized and given awards.
- iii) Massive awareness campaign to sensitize the public on their tax obligations toward the State. Bill boards showcasing projects financed with tax money could motivate tax payers to pay more.
- iv) Building the capacity of staff, investing in relevant technology and equipment.
- v) Need to develop incentives for the revenue generating agencies to ensure that there is an alignment of interest.
- vi) To improve on Tax Revenue from PAYE, all institutions and organizations in the State should be made to deduct correct taxes from their employees based on circular from Joint Tax Board.
- vii) Reviewing tax rates that are obsolete.
- viii) Improving Ease of paying taxes: Easier methods of paying taxes should be introduced like paying through phone or just like buying airtime.

A further analysis of the IGR showed that there were sources from which revenue was received without projections.

The sources are listed below:

S/N	REVENUE SOURCES	BUDGETED AMOUNT N	ACTUAL RECEIPT N
1	Community Development levy	-	79,337,887.67
2	Tax Audit	-	79,582,914.86
	<b>TOTAL</b>	-	<b>158,920,802.53</b>

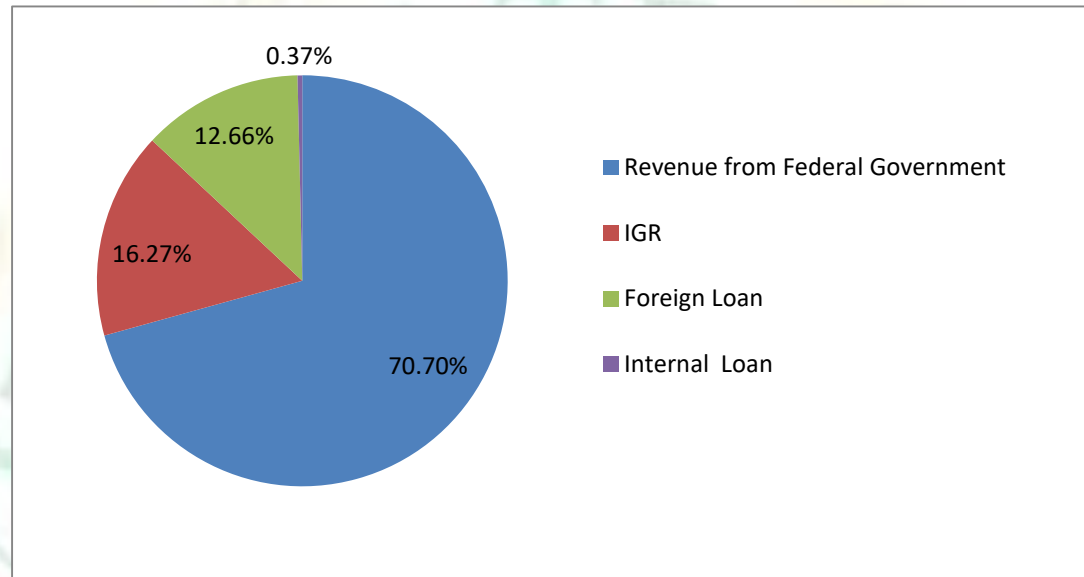
**SOURCE:** Financial Reports of the Accountant-General, Ekiti-State for the year ended 31<sup>st</sup> December, 2018.

The recommendations in the previous Auditor-General’s Reports that the revenue sources should be captured by subsequent budgets were not implemented by the Ministry of Budget and Economic Planning. MDAs observing new sources of revenue should endeavour to approach the Ministry of Budget for codes as appropriate. Defaulting MDAs should be penalized.

It is imperative that all MDAs should always ensure that all Revenue sources are exhaustively identified and captured when preparing the budget.



**2.10 PIE CHART ANALYSIS OF 2018 TOTAL REVENUE BUDGET**



The pie chart above depicts the revenue profile of the State for the current fiscal year. From the chart, 13.03% of the total revenue was realised through loan (12.66% External and 0.37% Internal). This reduced by 5.02% from 18.05% recorded in the preceding year. The Internally Generated Revenue (Including Sundry Receipts) contribution to the total revenue in the year was 16.27% as against 18.93% in 2017 translating to 2.66% decrease. Revenue from the Federation Account rose remarkably to 70.70% from 63.02%, 51% and 47.37% recorded in 2017, 2016 and 2015 respectively. By this, it sustained its streak of increase since 2015.

However, 2018 result as depicted by the chart clearly showed that whatever efforts the State had made to reduce her reliance on the revenue from the centre had not yielded significant result. Therefore, there is the need to re – strategise to shore up the revenue from within the State.

**2.11 RECOMMENDATIONS:**

- (i) **Economic Master Plan:** The State needs a long term plan that would be actualised through short term plans. This must contain a comprehensive economic strategy with stated goals and clearly defined targets to achieve these plans. The plan should be held sacrosanct by successive Governments, as this is imperative for rapid economic development.

- (ii) Revenues realised during the period of improved crude oil prices should be tactfully invested to lay solid foundation for economic growth and development in the State rather than frittered away on bogus and white elephant projects which contribute nothing to the economic development of the State.
- (iii) There is a need for a programme to drive massive agricultural revolution which would increase the revenue generated by the State, create employment opportunities and provide raw materials for industrial development in the State. The State should make efforts to revive and modernize the production of Igbemo rice.
- (iv) There is a need for public – private sectors collaboration to drive sustainable development and growth in the State. Policies that will encourage a robust environment for increased private sector investment should be initiated.
- (v) The Government should showcase the economic potentials of the State to the whole world by organising Economic Summit to attract both private and foreign investors to the State.

### 3.00 THE EXPENDITURE PROFILE FOR 2018

EXPENDITURE	ESTIMATE 2018 ₦	ACTUAL 2018 ₦	PERFORMANCE %
Recurrent Expenditure	74,803,953,943.02	66,827,485,978.50	89.34
Capital Expenditure	33,734,118,870.41	11,966,138,376.61	35.47
<b>TOTAL</b>	<b>108,538,072,813.43</b>	<b>78,793,624,355.11</b>	<b>72.60</b>

**SOURCE:** Financial Reports of the Accountant-General, Ekiti State for the year ended 31<sup>st</sup> December, 2018.

From the above analysis, the total expenditure proposed in the budget year was ₦108,538,072,813.43 as against ₦93,091,856,034.41 projected for the year 2017 thus resulting to a significant increase of N15,446,216,779.02 or 16.60% above the previous year’s budget. The actual amount of N78,793,624,355.11 was expended in the year thereby leaving an annual deficit of N29,744,448,458.32 or 27.40% of the projected amount. The expenditure out-turn when calculated against the initial budget of N98,611,545,040.22 was 20.10% The expenditure budget for the year would appear over-ambitious with a variance of 27.40%.

### 3.1 RECURRENT EXPENDITURE

The recurrent expenditure projected for the year was ₦74,803,953,943.02 representing 68.92% of aggregate expenditure budget which showed an increase of N11,077,118,777.78 or 17.38% over the 2016 figure of N63,726,835,165.24. The actual recurrent expenditure incurred in the year was N66,827,485,978.50 representing 89.34% of the budgeted figure. The actual Recurrent expenditure

was observed to be 87.11% of actual total revenue and 100.16% of actual recurrent revenue for the year under reference which translated to an excess actual recurrent expenditure over actual recurrent receipts of N108,430,222.32.

Although, an excess Recurrent revenue over recurrent expenditure of N10,613,496,464.82 was anticipated which was expected to be transferred to Capital Development Fund in the year. However, this could not be achieved due to unimpressive performance of Recurrent revenue and expenditure which was a consequence of unrealistic revenue projections made in the budget. This obviously would affect the quantum of fund available for capital expenditure which was the required investment needed for sustainable growth and development of the State.

The details of recurrent expenditure are given below:

S/N	DETAILS OF EXPENDITURE	APPROVED BUDGET	ACTUAL EXPENDITURE	VARIANCE/ EXCESS	PERFORMANCE
		N	N	N	%
1	Personnel cost	23,976,752,191.80	17,787,575,735.50	6,189,176,456.30	74.19
2	Social Benefits	6,150,048,060.09	7,493,094,654.36	(1,343,046,594.27)	121.84
3	Overhead Cost	3,608,742,881.90	2,520,605,780.40	1,088,137,101.50	69.85
4	Transfer to Other Funds	12,186,459,903.49	12,242,456,448.72	(55,996,545.23)	100.46
5	Grants to Parastatals	16,859,086,947.43	14,308,928,927.27	2,550,158,020.16	84.87
6	Public Debt Charges and Repayment of Loans	12,022,863,958.40	12,420,355,482.25	(397,491,523.85)	103.31
7	Expenditure Financed by Aids and Grants	-	54,468,950.00	(54,468,950.00)	-
8	Transfer to other Government Entities	-	-	-	-
	<b>TOTAL</b>	<b>74,803,953,943.11</b>	<b>66,827,485,978.50</b>	<b>7,976,467,964.61</b>	<b>89.34</b>

**SOURCE:** - Financial Reports of the Accountant-General, Ekiti State for the year ended 31<sup>st</sup> December, 2018.



**3.2 ACTUAL RECURRENT EXPENDITURE COMPARISON BETWEEN 2017 AND 2018.**

<b>S/N</b>	<b>DETAILS OF EXPENDITURE</b>	<b>ACTUAL 2017</b>	<b>ACTUAL 2018</b>	<b>DIFFERENCE</b>	<b>%</b>
		<b>N</b>	<b>N</b>	<b>N</b>	<b>DIFFERENCE</b>
1	Personnel Cost	18,543,396,667.74	17,787,575,735.50	(755,820,932.24)	(4.08)
2	Social Benefits	6,258,211,906.92	7,493,094,654.36	1,234,882,749.44	19.73
3	Overhead Cost	2,324,706,322.61	2,520,605,780.40	195,899,457.79	8.43
4	Transfer to other funds	7,106,107,722.90	12,242,456,448.72	5,136,348,725.82	72.28
5	Grants to Parastatals	14,330,750,804.76	14,308,928,927.27	(21,821,877.49)	(0.15)
6	Public Debt Charges	7,088,980,295.39	5,132,032,984.49	(1,956,947,310.90)	(27.6)
7	Repayment of Loans:Foreign	608,306,460.88	423,196,344.28	(185,110,116.60)	(30.43)
	Local Bank	678,685,220.96	1,518,796,315.34	840,111,094.38	123.79
	Bond	3,572,924,695.31	4,804,267,272.12	1,231,342,576.81	34.46
	FGN Bond	233,041,265.67	270,049,872.21	37,008,606.54	15.88
	Bailout	199,797,708.59	272,012,693.81	72,214,985.22	36.14
8	Expenditure Financed by Aids and Grants	75,676,283.55	54,468,950.00	(21,207,333.55)	(28.02)
	<b>TOTAL</b>	<b>61,020,585,355.28</b>	<b>66,827,485,978.50</b>	<b>5,806,900,623.22</b>	<b>9.52</b>

**SOURCE:-** Financial Reports of the Accountant-General, Ekiti State for the year ended 31<sup>st</sup> December, 2018.

From the analysis above, the actual Recurrent Expenditure for the year 2018 increased by N5,806,900,623.22 representing 9.52% over corresponding period of 2017 which had an actual recurrent expenditure of N61,020,585,355.28.

It was observed that Transfer to other Funds recorded the highest increase of N5,136,348,725.82 (or approximately 72.28%) in the year. Two expenditure items which were responsible for the greater portion of the increase are:

- (i) Contingency from GAD, Protocol – N2,190,538,931.57

- (ii) Recurrent expenditure of projects sponsored by the World Bank – N2,115,757,237.14. Of this amount, the sum of N1,570,730,284.04 was incurred by 3<sup>rd</sup> National Urban Water Sector Reform Project as Recurrent Expenditure. Some of the expenditure items recorded increase ranging from 8.43% to 123.79% while others recorded decrease ranging from 0.15% to 30.43%.

### 3.3.0 SECTORAL PERFORMANCE:

The over-all indices of the recurrent expenditure can best be demonstrated with the use of sectoral analysis to show the effective and efficient implementation of the year's budget.

#### 3.3.1 SECTORAL ANALYSIS OF RECURRENT EXPENDITURE (OVERHEAD COST)

S/N	SECTOR	BUDGET ₦	ACTUAL ₦	PERFORMANCE %
1	Administrative Sector	2,765,574,135.75	2,066,692,164.86	74.73
2	Economic Sector	618,068,788.94	349,871,866.13	56.61
3	Law and Justice Sector	27,718,836.24	8,200,500.00	29.58
4	Regional Sector	2,041,014.11	990,000.00	48.51
5	Social Sector	195,340,106.86	94,851,249.41	48.56
	<b>TOTAL</b>	<b>3,608,742,881.90</b>	<b>2,520,605,780.40</b>	<b>69.85</b>

**SOURCE:** - Financial Reports of the Accountant-General, Ekiti-State for the year ended 31<sup>st</sup> December, 2018.

From the above sectoral analysis of overhead costs, only Administrative and Economic sectors had above average performance of 74.73% and 56.61% respectively while other sectors had below average performance.

The Social Sector with the sole aim of providing basic needs to the people which consist of critical components like Education, Health and Environment recorded N94,851,249.41 as expenditures representing 48.56% of budget performance as against N2,066,692,164.86 or 74.73% budget performance recorded by Administrative Sector in the year.

It was observed that out of the 2018 actual overhead expenditure of N2,520,605,780.40 the sum of N1,067,450,000.00 representing 42.35% was incurred by the Government House and Protocol while the remaining 178 MDAs as listed in the Accounts shared the balance of N1,453,155,780.40.

It is pertinent to note that all the sectors are crucial for efficient service delivery and for attainment of Social, Economic and Political goals specified in the budget. Therefore, they should be well funded. Despite the fact that the aggregate expenditure on the sectors increased from N2,324,706,322.61 in year 2017 to N2,520,605,780.40 in the current year, there was a slight decrease of 7.77% in the overall percentage performance in the year under review. It was 77.62% in the last year but reduced to 69.85%, implying that the overhead budget was over-ambitious.

### 3.4 CAPITAL EXPENDITURE

	<b>BUDGET 2018</b>	<b>ACTUAL 2018</b>	<b>PERFORMANCE</b>
	<b>₦</b>	<b>₦</b>	<b>%</b>
Capital Expenditure	33,734,118,870.41	11,966,138,376.61	35.47
<b>TOTAL</b>	<b>33,734,118,870.41</b>	<b>11,966,138,376.61</b>	<b>35.47</b>

**SOURCE:** Financial Reports of the Accountant-General, Ekiti-State for the year ended 31<sup>st</sup> December, 2018.

The total capital expenditure appropriated for 2018 was N33,734,118,870.41 representing 31.08% of the aggregate budgeted expenditure which showed an increase of N4,369,098,001.41 or 14.88% over the 2017 appropriation of N29,365,020,869.00

The actual capital expenditure for the year was N11,966,138,376.61 representing 35.47% of the budgeted figure, 15.60% of total actual revenue and 15.19% of actual aggregate expenditure for the year.

From this result, the Capital Expenditure to Recurrent Expenditure ratio in 2018 was approximately 15 : 85 or 1 : 5.67.

The level of capital expenditure budget performance was far below average and it was lower than 45.47% achieved in the preceding year. This should be discouraged as this quantum of capital expenditure could not drive the sustainable development and growth yearned for in the State.





**3.4.1 CAPITAL EXPENDITURE PERFORMANCE ON SECTORAL BASIS FOR 2018.**

S/N	SECTOR	BUDGET ₦	ACTUAL ₦	PERFORMANCE %
1	<b>ADMINISTRATIVE SECTOR</b> Administration	3,704,418,345.01	702,532,362.81	18.96
2	<b>ECONOMIC SECTOR</b> Agriculture, Emergency, Infrastructure, Lands and Housing	21,532,053,741.57	8,348,137,947.10	38.77
3	<b>LAW AND JUSTICE SECTOR</b> Law and Justice Sector	461,865,229.22	-	-
4	<b>REGIONAL SECTOR</b> Regional Sector	-	-	-
5	<b>SOCIAL SECTOR</b> Education, Health, Information and Environments.	8,035,781,554.61	2,915,468,066.70	36.28
	<b>TOTAL</b>	<b>33,734,118,870.41</b>	<b>11,966,138,376.61</b>	<b>35.47</b>

**SOURCE:-** Financial Reports of the Accountant-General, Ekiti State for the year ended 31<sup>st</sup> December, 2018.

It was observed by Audit that some of the capital expenditures incurred were not correctly classified into the appropriate sectors. As shown in the notes to the accounts, contracts for construction of New High Court Complex amounting to N713,538,015.00 was recorded under the Economic Sector while zero was recorded for Law and Justice Sector where the expenditure belonged to . In the same vein, the sum of N178,065,998.59 expended on construction of Speaker's residence was regarded as Ministry of Works Project and thus recorded under Economic Sector instead of Administrative Sector to which House of Assembly belonged.

Therefore, sectoral performance of the capital expenditure as contained in the 2018 accounts would appear misleading.

This same error was pointed out in the 2017 Auditor-General's report but no step was taken to correct the anomaly.

Accounting information must be correctly presented to avoid misleading the users of GPFS from taking wrong decisions. However, as shown in the above table none of the sectors had above average performance while the overall performance of capital expenditure of 35.47% reduced significantly when compared with 45.47% achieved in 2016.

**3.5 OBSERVATIONS ON FUND DISTRIBUTION TO MINISTRIES, DEPARTMENTS AND AGENCIES:**

Audit scrutiny during the year under reference revealed that both capital and recurrent expenditure were not distributed as planned in the budget. Some Ministries, Departments and Agencies were starved of fund to execute some of the laudable programmes included in the year’s budget and therefore could not contribute efficiently and effectively towards the growth and development of the State. However, some were able to access over and above their budgetary provisions.

**3.5.1 MDAS WITH ABYSMALLY LOW EXPENDITURE PROFILE**

**(a) OVERHEAD COST**

S/N	HEAD	MINISTRY/DEPARTMENT/AGENCY	BUDGET 2018 ₦	ACTUAL 2018 ₦	BUDGET VARIANCE ₦	PERFORMANCE %
1	459-500	EKITI STATE STOMACH INFRASTRUCTURE AGENCY	5,669,483.62	800,000.00	4,869,483.62	14.11
2	459-1100	EKITI STATE LIASON OFFICE AKURE	3,000,000.00	240,000.00	2,760,000.00	8.00
3	459-1900	MUSILIM PILGRIM WELFARE BOARD	2,000,000.00	440,000.00	1,560,000.00	22.00
4	459-1800	CHRISTIAN PILGRIM WELFARE BOARD	2,000,000.00	400,000.00	1,600,000.00	20.00
5	459-2400	STAFF DEVELOPMENT CENTRE (ESTABS)	6,000,000.00	1,000,000.00	5,000,000.00	16.67
6	459-5601	HUMAN CAPITAL DEVELOPMENT	2,000,000.00	500,000.00	1,500,000.00	25.00
7	451-0200	DIRECTORATE OF FARM SETTLEMENT AND PEASANT FARMER DEVELOPMENT	2,834,741.81	600,000.00	2,234,741.81	21.17
8	451-0600	FADAMA PROJECT	2,000,000.00	450,000.00	1,550,000.00	22.50
9	459-5900	STATE COMMITTEE ON FOOD AND NUTRITION (UNICEF ASSISTED)	5,653,802.88	550,000.00	5,103,802.88	9.73
10	458-0800	FORESTRY DEPARTMENT	2,000,000.00	320,000.00	1,680,000.00	16.00

11	459-3101	MULTILATERAL DEPARTMENT	4,500,000.00	440,000.00	4,060,000.00	9.78
12	459-4200	PETROLEUM PRODUCTS CONSUMER PROTECTION UNIT	2,000,000.00	275,000.00	1,725,000.00	13.75
13	458-3500	STATE GOVERNANCE AND CAPACITY BUILDING	2,500,000.00	600,000.00	1,900,000.00	24.00
14	458-0500	OFFICE OF SURVEYOR-GENERAL OF THE STATE	3,000,000.00	600,000.00	2,400,000.00	20.00
15	459-3112	BUDGET TRACKING AND AUTOMATION	6,000,000.00	550,000.00	5,450,000.00	9.17
16	459-3103	DEVELOPMENT PLANNING AND STRATEGY COMMITTEE (MB AND EP)	2,500,000.00	309,375.00	2,190,625.00	12.38
17	459-3102	ECONOMIC DEVELOPMENT COUNCIL (MB AND EP)	6,000,000.00	825,000.00	5,175,000.00	13.75
18	454-0900	RURAL WATER SUPPLY SANITATION AGENCY	3,000,000.00	660,000.00	2,340,000.00	22.00
19	454-0601	MONITORING OF GOVERNMENT HOUSE PREMISES/TOWN ELECT	3,000,000.00	550,000.00	2,450,000.00	18.33
20	459-4300	UTILITY SERVICE DEPARTMENT	6,000,000.00	1,100,000.00	4,900,000.00	18.33
21	459-3114	DEVELOPMENT PARTNERS AND AIDS COORDINATION (MBEP)	3,000,000.00	550,000.00	2,450,000.00	18.33
22	459-3110	YOUTH EMPLOYMENT AND SOCIAL SUPPORT OPERATION (YESSO)	5,000,000.00	825,000.00	4,175,000.00	16.50
23	457-0700	WOMEN DEVELOPMENT CENTRE, IGEDE-EKITI (WOMEN AFFAIRS)	566,948.36	74,250.00	492,698.36	13.10
24	455-0500	BOARD FOR TECHNICAL AND VOCATIONAL EDUCATION	1,700,000.00	400,000.00	1,300,000.00	23.53
25	455-0300	STATE SCHOLASHIP BOARD	3,401,690.17	440,000.00	2,961,690.17	12.93
26	456-0100	MINISTRY OF HEALTH	9,000,000.00	2,000,000.00	7,000,000.00	22.22
27	456-0103	SHIC (MINISTRY OF HEALTH)	2,000,000.00	500,000.00	1,500,000.00	25.00
28	456-0104	MAINTENANCE OF HEALTH DATA BANK	2,000,000.00	500,000.00	1,500,000.00	25.00
29	457-0607	GOVT. PUPILS IN CHILDREN HOME NUR/PRY SCHOOL	3,000,000.00	600,000.00	2,400,000.00	20.00
30	455-0701	TEACHING SERVICE COMMISSION LOANS BOARD	2,000,000.00	500,000.00	1,500,000.00	25.00
31	455-0401	SUBEB STAFF HOUSING LOANS BOARD	2,000,000.00	500,000.00	1,500,000.00	25.00
32	459-4401	SERVE-EK STEERING COMMITTEE	510,253.53	110,000.00	400,253.53	21.56
33	459-0103	PUBLIC COMPLAINT COMMISSION	2,000,000.00	500,000.00	1,500,000.00	25.00



34	459-0415	GOVERNMENT ASSET UNIT	2,500,000.00	600,000.00	1,900,000.00	24.00
----	----------	-----------------------	--------------	------------	--------------	-------

**(b) TRANSFER TO OTHER FUNDS**

S/N	HEAD	MINISTRY/DEPARTMENT/AGENCY	BUDGET 2018 ₦	ACTUAL 2018 ₦	BUDGET VARIANCE ₦	PERFORMANCE % ₦
1	459-2100	HOUSE OF ASSEMBLY	221,775,662.59	23,000,078.00	198,775,584.59	10.37
2	459-2800	STATE AUDITOR-GENERAL'S OFFICE	20,000,000.00	2,462,500.00	17,537,500.00	12.31
3	459-2900	STATE AUDITOR-GENERAL FOR LOCAL GOVERNMENT	5,000,000.00	340,000.00	4,660,000.00	6.80
4	455-0500	BOARD FOR TECHNICAL AND VOCATIONAL EDUCATION	60,000,000.00	9,123,750.00	50,876,250.00	15.21
5	457-0500	SPORT COUNCIL	19,691,050.50	3,000,000.00	16,691,050.50	15.24

**(c) CAPITAL RELEASES TO MINISTRIES/DEPARTMENTS/AGENCIES**

S/N	HEAD	MINISTRY/DEPARTMENT/AGENCY	BUDGET 2018 ₦	ACTUAL 2018 ₦	BUDGET VARIANCE ₦	PERFORMANCE %
1	459-0400	GOVERNOR'S OFFICE (GAD)	1,254,500,000.00	166,172,940.36	1,088,327,059.64	13.25
2	459-0700	BUREAU OF PUBLIC PROCUREMENT (BPP)	11,000,000.00	2,000,000.00	9,000,000.00	18.18
3	459-4100	STATE INDEPENDENT ELECTORAL COMMISSION	200,000,000.00	46,000,000.00	154,000,000.00	23.00
4	458-0500	OFFICE OF SURVEYOR-GENERAL OF THE STATE	50,000,000.00	1,500,000.00	48,500,000.00	3.00
5	459-3100	MINISTRY OF BUDGET AND ECONOMIC PLANNING	2,602,875,087.73	105,984,818.80	2,496,890,268.39	4.07
6	454-0800	EKITI STATE WATER CORPORATION	500,000,000.00	2,000,000.00	498,000,000.00	0.40
7	459-4300	UTILITY SERVICE DEPARTMENT	52,000,000.00	6,670,425.00	45,329,575.00	12.83

8	455-0400	STATE UNIVERSAL BASIC EDUCATION BOARD	1,880,600,000.00	68,035,667.12	1,812,564,332.88	3.62
9	456-0100	MINISTRY OF HEALTH	513,000,000.00	1000,000.00	512,000,000.00	0.19
10	456-0400	PRIMARY HEALTH CARE DEVELOPMENT AGENCY	170,000,000.00	12,196,570.00	175,803,430.00	7.17
11	456-0300	EKITI STATE UNIVERSITY TEACHING HOSPITAL	160,853,934.24	14,605,857.50	146,248,076.74	9.08
12	458-0900	STATE ENVIROMENTAL PROJECTION AGENCY	500,000,000.00	59,403,907.68	440,596,092.32	11.88
13	459-1300	MINISTRY FOR LOCAL GOVERNMENT AND CHIEFTANCY AFFAIRS-STATE	50,000,000.00	12,103,000.00	37,897,000.00	24.21

**3.5.2 MDAS WITH BUDGETARY PROVISION WITHOUT ANY RELEASE THROUGHOUT THE YEAR**

**(a) OVERHEAD COST**

S/N	HEAD	MINISTRY/DEPARTMENT/AGENCY	BUDGET	ACTUAL	BUDGET	PERFORMANCE
			2018	2018	VARIANCE	
			₦	₦	₦	%
1	459-1606	OFFICE OF THE SPECIAL ADVISER, GOVERNOR'S OFFICE (GH&P)	2,535,586.89	-	2,535,586.89	-
2	459-0410	OFFICE OF PRIVATE SECRETARY TO GOVERNOR'S OFFICE (GH&P)	1,020,507.05	-	1,020,507.05	-
3	459-5901	BOUNDARY TECHNICAL COMMITTEE (D-GOV)	5,669,483.62	-	5,669,483.62	-
4	459-2600	EKITI STATE PENSION COMMISSION (ACTUARIAL VALUATION)	50,000,000.00	-	50,000,000.00	-
5	459-1614	MAINTENANCE OF GOVERNOR'S LODGE	3,061,521.15	-	3,061,521.15	-
6	457-0300	GOVERNMENT PRINTING PRESS	1,500,000.00	-	1,500,000.00	-

**(b) TRANSFER TO OTHER FUNDS**

S/N	HEAD	MINISTRY/DEPARTMENT/ AGENCY	BUDGET 2018 ₦	ACTUAL 2018 ₦	BUDGET VARIANCE ₦	PERFORMANCE %
1	459-2200	HOUSE OF ASSEMBLY SERVICE COMMISSION	20,669,483.62	-	20,669,483.62	-
2	457-0100	MINISTRY OF INFORMATION, SOCIAL DEVELOPMENT SPORTS AND CULTURE	20,441,502.49	-	20,441,502.49	-
3	459-1800	CHRISTIAN PILGRIMS BOARD	20,000,000.00	-	20,000,000.00	-
4	459-1900	MUSILIM PILGRIM BOARD	20,000,000.00	-	20,000,000.00	-
5	459-4500	OFFICE OF PUBLIC DEFENDER	10,000,000.00	-	10,000,000.00	-
6	459-3900	BUREAU OF TOURISM, ART AND CULTURE	5,000,000.00	-	5,000,000.00	-
7	454-0200	JOB CREATION AND EMPLOYMENT AGENCY	5,669,483.62	-	5,669,483.62	-
8	459-3200	BUREAU OF STATISTICS	10,000,000.00	-	10,000,000.00	-
9	455-0600	AGENCY FOR ADULT AND NON-FORMAL EDUCATION	35,169,483.62	-	35,169,483.62	-
10	455-0400	SUBEB	32,000,000.00	-	32,000,000.00	-

**(c) CAPITAL RELEASES TO MINISTRIES/DEPARTMENTS/AGENCIES**

S/N	HEAD	MINISTRY/DEPARTMENT/ AGENCY	BUDGET 2018 ₦	ACTUAL 2018 ₦	BUDGET VARIANCE ₦	PERFORMANCE %
1	459-1500	OFFICE OF THE DEPUTY GOVERNOR	30,000,000.00	-	30,000,000.00	-
2	459-5400	EKITI STATE BOUNDARY COMMISSION	5,000,000.00	-	5,000,000.00	-
3	458-1200	STATE EMERGENCY MANAGEMENT AGENCY [SEMA]	15,000,000.00	-	15,000,000.00	-
4	459-0500	OFFICE OF THE SECRETARY TO THE STATE GOVERNMENT (SSG)	5,000,000.00	-	5,000,000.00	-



5	459-1200	POLITICAL AND INTER-PARTY AFFAIRS[P&E]	10,000,000.00	-	10,000,000.00	-
6	459-1000	EKITI STATE LIAISON OFFICE- ABUJA	50,000,000.00	-	50,000,000.00	-
7	459-4500	BUREAU OF TRANSFORMATION AND STRATEGY	3,000,000.00	-	3,000,000.00	-
8	459-2600	EKITI STATE PENSION COMMISSION / BOARD	100,000,000.00	-	100,000,000.00	-
9	459-2901	PENSION TRANSITIONAL ARRANGEMENT DEPARTMENT	43,000,000.00	-	43,000,000.00	-
10	459-1900	MUSLIM PILGRIM WELFARE BOARD	2,500,000.00	-	2,500,000.00	-
11	459-1800	CHRISTIAN PILGRIM WELFARE BOARD	5,000,000.00	-	5,000,000.00	-
12	459-3000	CABINET DEPARTMENT GOVERNOR'S OFFICE	315,000,000.00	-	315,000,000.00	-
13	459-2000	INTEGRATION AND INTER GOVERNMENTAL AFFAIRS	10,000,000.00	-	10,000,000.00	-
14	459-2100	HOUSE OF ASSEMBLY	70,000,000.00	-	70,000,000.00	-
15	457-2200	HOUSE OF ASSEMBLY SERVICE COMMISSION	55,000,000.00	-	55,000,000.00	-
16	457-0100	MINISTRY OF INFORMATION,YOUTH AND SPORTS DEVELOPMENT	252,099,595.01	-	252,099,595.01	-
17	457-0200	BROADCASTING SERVICE OF EKITI STATE	143,318,750.00	-	143,318,750.00	-
18	459-0600	OFFICE OF THE HEAD OF SERVICE	5,000,000.00	-	5,000,000.00	-
19	459-2300	OFFICE OF ESTABLISHMENT AND TRAINING	300,000,000.00	-	300,000,000.00	-
20	459-2800	STATE AUDITOR-GENERAL OFFICE	18,000,000.00	-	18,000,000.00	-
21	459-2900	OFFICE OF AUDITOR-GENERAL FOR LOCAL GOVERNMENT	15,000,000.00	-	15,000,000.00	-
22	459-3900	CIVIL SERVICE COMMISSION	15,000,000.00	-	15,000,000.00	-
23	451-0100	MINISTRY OF AGRICULTURAL AND RURAL DEVELOPMENT	453,837,816.87	-	453,837,816.87	-
24	451-0500	AGRICULTURAL DEVELOPMENT PROJECT	102,471,605.50	-	102,471,605.50	-
25	451-0200	DIRECTORATE OF FARM SELTLEMENT AND PEASANT FARMER DEVELOPMENT	109,327,877.45	-	109,327,877.45	-
26	455-0200	SCHOOL AGRICULTURE AND ENTERPRISE	21,000,000.00	-	21,000,000.00	-
27	458-0800	INTERNAL REVENUE SERVICE	55,000,000.00	-	55,000,000.00	-

28	451-0600	FADAMA PROJECT	40,680,140.00	-	40,680,140.00	-
29	458-0800	FORESTRY DEPARTMENT	5,000,000.00	-	5,000,000.00	-
30	451-0300	FOUNTAIN AGRIC MARKETING AGENCY	13,983,798.27	-	13,983,798.27	-
31	453-0400	MINISTRY OF FINANCE AND ECONOMIC DEVELOPMENT	200,000,000.00	-	200,000,000.00	-
32	459-5200	CENTRAL INTERNAL AUDIT OFFICE	6,000,000.00	-	6,000,000.00	-
33	452-0100	MINISTRY OF COMMERCE, INDUSTRIES AND COOPERATIVE	319,084,851.63	-	319,084,851.63	-
34	453-0700	EKITI STATE ENTERPRISES DEVELOPMENT AGENCY	16,526,307.05	-	16,526,307.05	-
35	454-0300	MULTI PURPOSE CREDIT AGENCY	16,526,307.99	-	16,526,307.99	-
36	454-0200	JOB CREATION AND EMPLOYMENT AGENCY	2,643,309.98	-	2,643,309.98	-
37	454-0700	BUREAU OF INFORMATION, COMMUNICATION AND TECHNOLOGY (ITC)	140,000,000.00	-	140,000,000.00	-
38	459-1100	EKITI STATE TRAFFIC MANAGEMENT AGENCY	5,000,000.00	-	5,000,000.00	-
39	452-0300	EKITI STATE MINERAL RESOURCES DEVELOPMENT AGENCY	109,327,877.45	-	109,327,877.45	-
40	453-0100	BUREAU OF TOURISM, ARTS AND CULTURE	76,262,719.49	-	76,262,719.49	-
41	459-3200	BUREAU OF STATISTICS	50,000,000.00	-	50,000,000.00	-
42	459-3400	SUSTAINABLE DEVELOPMENT GOALS (SDG) OFFICE	1,200,000,000.00	-	1,200,000,000.00	-
43	459-4000	FISCAL RESPONSIBILITY COMMISSION	2,000,000.00	-	2,000,000.00	-
44	454-0900	RURAL WATER SUPPLY AND SANITATION AGENCY	25,000,000.00	-	25,000,000.00	-
45	458-0200	STATE HOUSING CORPORATION	159,000,000.00	-	159,000,000.00	-
46	458-0600	URBAN RENEWAL AGENCY (CAPITAL URBAN DEVELOPMENT AUTHORITY)	25,000,000.00	-	25,000,000.00	-
47	454-0500	MINISTRY OF PUBLIC UTILITIES	100,000,000.00	-	100,000,000.00	-
48	459-0200	THE JUDICIARY	169,000,000.00	-	169,000,000.00	-
49	459-3000	JUDICIARY SERVICE COMMISSION	22,000,000.00	-	22,000,000.00	-
50	459-0100	MINISTRY OF JUSTICE	65,865,229.22	-	65,865,229.22	-

51	459-5700	OFFICE OF PUBLIC DEFENDER	27,000,000.00	-	27,000,000.00	-
52	455-0800	EKITI STATE LIBRARY BOARD	17,350,000.00	-	17,350,000.00	-
53	455-1200	COLLEGE OF EDUCATION IKERE-EKITI	60,000,000.00	-	60,000,000.00	-
54	455-1000	EKITI STATE UNIVERSITY	260,000,000.00	-	260,000,000.00	-
55	455-0700	STATE TEACHING SERVICE COMMISSION	24,000,000.00	-	24,000,000.00	-
56	455-0600	AGENCY FOR ADULT AND NON-FORMAL EDUCATION	41,000,000.00	-	41,000,000.00	-
57	455-0300	STATE SCHOLASHIP BOARD	3,200,000.00	-	3,200,000.00	-
58	456-0600	HOSPITAL MANAGEMENT BOARD	208,000,000.00	-	208,000,000.00	-
59	456-0200	COLLEGE OF HEALTH TECHNOLOGY	85,000,000.00	-	85,000,000.00	-
60	456-0500	CENTRAL MEDICAL STORE	70,000,000.00	-	70,000,000.00	-
61	458-0700	MINISTRY OF ENVIRONMENT	5,000,000.00	-	5,000,000.00	-
62	458-1000	EKITI STATE WASTE MANAGEMENT BOARD	50,000,000.00	-	50,000,000.00	-
63	457-0500	EKITI STATE SPORT COUNCIL	6,572,500.00	-	6,572,500.00	-
64	459-1400	CHIEFTANCY AFFAIRS	10,000,000.00	-	10,000,000.00	-

The table above revealed that most MDAS could not access their budgetary provisions during the period under review. While the sum of N6,087,315,737.97 was projected as expenditure for the MDAS, no fund was released to them throughout the year. MDAS with budgetary provisions of N8,381,632,655.43 could only access N554,908,139.46 (or approximately 6.62%) leaving a difference of N7,826,724,515.97 which could not be accessed.

Financial resources should be released according to approved plans, as irregular, incomplete and even non-release of fund stifles the capacity of the affected MDAS to achieve set goals and objectives in the budget. However, this is only realisable if Government moves away from unrealistic fiscal projections.

In the current fiscal year, it was observed that out of the sum of N453,837,816.87 projected as capital expenditure for Ministry of Agriculture and Rural Development, nothing was released to it translating to 0% budget performance.

The result made mockery of any Agricultural policy the Government professed to have pursued in the year.



Audit is of the opinion that in face of unstable crude oil prices and failing economy, Agricultural Sector holds prospect for immense growth of the economy and employment generation in the State. Therefore, it should be recognised as one area of focus for more investments and innovations so that the sector could be repositioned as an alternative to crude oil.

**3.6 EXCESS EXPENDITURE TO MDAS**

**(a) PERSONNEL COSTS**

HEAD	MINISTRY/DEPARTMENT	APPROVED ESTIMATES 2018 ₦	ACTUAL EXPENDITURE 2018 ₦	VARIANCE 2018 ₦
459-5100	POLITICAL AND ECONOMIC AFFAIRS DEPARTMENT	43,048,788.35	54,863,577.60	(11,814,789.25)

**(b) SOCIAL BENEFITS**

HEAD	MINISTRY/DEPARTMENT/ PARASTATALS	APPROVED ESTIMATES 2018 ₦	ACTUAL EXPENDITURE 2018(ACCRUAL) ₦	VARIANCE 2018 ₦
434-002	GRATUITY	1,000,000,000.00	2,765,021,112.11	(1,765,021,112.11)

**(c) OVERHEAD COSTS**

HEAD	MINISTRY/DEPARTMENT/ PARASTATALS	APPROVED ESTIMATES 2018 ₦	ACTUAL EXPENDITURE 2018 ₦	VARIANCE 2018 ₦
457-0200	BROADCASTING SERVICE OF EKITI STATE	3,000,000.00	40,588,842.94	(37,588,842.94)

(d) **SUBVENTIONS/GRANTS TO TERTIARY INSTITUTIONS /PARASTATALS**

HEAD	MINISTRY/DEPARTMENT/ PARASTATALS	APPROVED ESTIMATES 2018 ₦	ACTUAL EXPENDITURE 2018 ₦	VARIANCE 2018 ₦
455-1000	Ekiti State University	7,191,125,264.12	7,306,212,296.00	(115,087,031.88)

**3.7 EXCESS PERSONNEL COST:**

It was observed that only one Department - Political and Economic Affairs Department had an excess personnel cost amounting to N11,814,789.25 in the current year. This was a drastic reduction when compared to N737,271,294.88 recorded in 2017 by 20 MDAS.

However, necessary approval for the above expenditure had not been made available to this office contrary to the provisions of section 120 (2) of the Constitution of Federal Republic of Nigeria 1999 (as amended).

**3.8 EXCESS SOCIAL BENEFITS:**

The sum of N1,765,021,112.11 was observed to be excess gratuity in the year under review. This was as a result of moving from IPSAS cash to IPSAS Accrual accounting basis where the whole Gratuity payable for the year was taken as expenditure. The attention of Budget Officers is hereby drawn to this new concept. Enough Budget estimates should be made for this kind of expenditure in preparation of subsequent budgets.

### **3.9 EXCESS OVERHEAD COST:**

The excess overhead cost of N37,588,842.94 was discovered to be the retained IGR of a parastatal (BSES) recorded in the accounts but which was not captured in the overhead estimates of the parastatal. This error was pointed out in 2017 Auditor-General's Report but no concrete step was taken to correct the anomaly.

### **3.10 EXCESS GRANTS TO TERTIARY INSTITUTIONS AND PARASTATALS**

Excess grants to Ekiti State University in the year amounted to N115,087,031.88. This was observed to have reduced remarkably from N1,467,730,158.88 recorded in the preceding year.

However, the excess grants recorded in the year showed inefficiencies of officers responsible for vote watch and vote charge balances which should be a pre-requisite for generating release warrants.

### **3.11 CONTROL OF EXPENDITURE:**

Expenditure control was observed to have improved in the current year as excess expenditure in MDAS and Parastatals reduced considerably from N2,455,804,133.98 recorded in 2017 to N164,490,663.87 in 2018.

As an important element of budget execution and Financial resources management, serious attention should be given to expenditure control in the State by the concerned officers.

## **4.0 REVIEW OF FINANCIAL STATEMENTS:**

### **4.1 STATEMENT OF FINANCIAL PERFORMANCE:**

The Statement of Financial Performance published for the period ended 31<sup>st</sup> December, 2018 showed a net surplus balance of N4,338,149,568.44 as against a net deficit balance of N2,526,401,431.49 recorded in 2017. The summary of the statement is shown below:



	<b>2018</b>	<b>2017</b>
	<b>N</b>	<b>N</b>
Total Revenue generated for the year	66,719,055,756.21	56,791,187,976.54
Total Operating Expenses	<u>(55,970,158,587.38)</u>	<u>(48,948,306,901.13)</u>
Surplus from operating activities	10,748,897,168.83	7,842,881,075.41
Total Non-Operating Expenses:	<u>(6,410,747,600.39)</u>	<u>(10,369,282,506.90)</u>
	<b><u>4,338,149,568.44</u></b>	<b><u>(2,526,401,431.49)</u></b>

**SOURCE:** Financial Reports of the Accountant-General, Ekiti State for the year ended 31<sup>st</sup> December, 2018.

From the above, there was an improvement in both the revenue generated from operating activities and operating expenses incurred in the year compared with last year figures.

Despite my advice in 2017 Auditor-General's Report that classification of expenditure should strictly comply with NCOA, it was observed in the current year that capital expenditure amounting to N1,278,714,615.90 (included in non-operating expenses) was expensed from the statement of Financial Performance in the year because it was expended on items which fall outside the categories of assets recognised by IPSAS. The Budget Officers should note this for correction in subsequent years.

It was equally observed that Revenue in the statement of performance was not classified as Revenue from Exchange Transactions and Non-Exchange Transactions in line with IPSAS 9 and IPSAS 33 respectively. Adjustment should be made in 2019 financial statements which happens to be the last transitional year within which models for transiting to IPSAS accrual should be developed.

## **4.2 STATEMENT OF FINANCIAL POSITION:**

### **4.2.1 ASSETS:**

#### **4.2.2 CURRENT ASSETS:**

#### **4.2.3 LIQUID ASSETS: (CASH AND CASH EQUIVALENT)**

These are balances on cash, bank and call (Fixed Deposit) accounts. The number of current bank accounts maintained by the State rose from 76 in year 2017 to 78 in the year under review. The total balance of N11,951,237,961.91 recorded for the year included reconciled cash book balances of MDAS and IGR collection Accounts Balances as at 31<sup>st</sup> December, 2018 with the details shown below:

**CASH AND CASH EQUIVALENTS:**

	<b>2018</b>	<b>2017</b>
	<b>N</b>	<b>N</b>
Treasury Cash Balances	5,403,430,784.61	11,237,130,202.65
Cash Held by MDA'S	6,091,084,838.41	146,938,487.33
IGR Collection Accounts Balances	456,722,338.89	-
<b>TOTAL</b>	<b><u>11,951,237,961.91</u></b>	<b><u>11,384,068,689.98</u></b>

**SOURCE:** Financial Reports of the Accountant-General, Ekiti State for the year ended 31<sup>st</sup> December, 2018.

From the above analysis, there was an increase of N567,169,271.93 in the current year figure when compared with previous year's figure. No call account (Fixed Deposit) balance was observed at the end of the current financial year. However, it was observed by Audit that 3 months VAT inflows of 24/7/18, 1/8/18 and 28/9/18 were unilaterally fixed for few days by Access Bank without any approval from the State Government. The sum of N1,725,405.00 generated as interest from the transaction was not recognised in the accounts by the Accountant-General's Office.

The Accountant-General's Office is hereby advised to be more alive to its treasury management responsibilities by ensuring that all idle cash are properly invested.

**4.2.4 RECEIVABLES**

The total receivables as at 31<sup>st</sup> December, 2018 was N4,039,203,795.48. This was an increase of N11,792,418.01 when compared with N4,027,411,377.47 in the previous year. The increase of N11,792,418.01 had been treated as surplus in the statement of Changes in Net Asset/Equity.

It was discovered by Audit that refunds made by civil servants on Wema shares loan were recognised as Revenue in year 2017 and 2018. However, such wrong entry in 2018 accounts had been reversed and correct entry made in the receivables. Adjustment should be made for 2017 figure in 2019 accounts to reveal the correct balance of Wema shares loans.

**4.2.5 NON – CURRENT ASSETS:**

**4.2.6 BOND SINKING FUND:**

The Bond Sinking Fund account balance as at 31<sup>st</sup> December, 2018 was N1,596,112,000.00 which translated to a reduction of N965,316,000.00 (or approximately 37.69%) when compared with 2017 balance of N2,561,428,000.00.

In the current year, the State Government completed the payment of N20 Billion (first tranche) Bond taken in the year 2011. The outstanding balance which is due to the State Government from Bond sinking fund account as at 31<sup>st</sup> December, 2018 after the payment was N1,254,432,000.00 as shown below:

<b>DETAILS INFLOWS:</b>	<b>FIRST TRANCHE (N)</b>	<b>SECOND TRANCHE (N)</b>	<b>TOTAL (N)</b>
Receipt from State Government	33,364,533,000.00	6,113,327,000.00	39,477,860,000.00
Investment Income	1,122,628,000.00	123,064,000.00	1,245,692,000.00
<b>TOTAL INFLOW:</b>	<b>34,487,161,000.00</b>	<b>6,236,391,000.00</b>	<b>40,723,552,000.00</b>
<b>OUTFLOW:</b>			
Principal Repayment	20,000,001,000.00	-	20,000,001,000.00
Payment to Bond Holders	12,498,258,000.00	5,803,261,000.00	18,301,519,000.00
Consultants Fees	450,558,000.00	10,436,000.00	460,994,000.00
Registrars Fees	16,807,000.00	-	16,807,000.00
Management Fees	120,097,000.00	15,296,000.00	135,393,000.00
Trusteeship Fees	147,000,000.00	65,627,000.00	212,627,000.00
Reimbursable Fees	-	-	-
Bank Charges and Courier	8,000.00	91,000.00	99,000.00
<b>TOTAL OUTFLOW</b>	<b>33,232,729,000.00</b>	<b>5,894,711,000.00</b>	<b>39,127,440,000.00</b>
<b>BALANCE</b>	<b>1,254,432,000.00</b>	<b>341,680,000.00</b>	<b>1,596,112,000.00</b>

**Source:** Financial Reports of the Accountant –General, Ekiti State for the year ended 31<sup>st</sup> December, 2018.

**4.2.7 FIXED ASSETS (PROPERTY, PLANT AND EQUIPMENT)**



The total cost of Fixed Assets (PPE) as at 31<sup>st</sup> December, 2018 was N19,183,354,071.65 with the details shown below:

	<b>N</b>
Balance as at 1 <sup>st</sup> January, 2018	3,370,560,581.09
Assets procured and recognised in 2018	10,687,423,760.71
2017 WIP transferred to fixed Assets schedule in 2018	5,125,369,729.85
Total cost of Fixed Assets as at 31/12/18	<u><b>19,183,354,071.65</b></u>

The Net Book Value of Assets as at 31<sup>st</sup> December, 2018 was N17,310,868,787.86 after Accumulated Depreciation of N1,872,485,283.79 was charged on the assets.

The cost of Fixed Assets (PPE) classified as Work-In-Progress as at 31<sup>st</sup> December, 2018 was N1,577,074,209.00. This represented cost of various on-going projects in the State. No depreciation was provided on these assets.

The State Government has only a year left after this 2<sup>nd</sup> transitional Financial Statements to document, value and recognise all its assets in the financial statements. It is pertinent to note that the relief period applied in adopting IPSAS accrual basis is not expected to be longer than 3 years as provided for in IPSAS 33.

Audit had not sighted the register of Government holdings of Fixed Assets maintained in line with the requirements of IPSAS Accrual which is expected to include information on their historical cost, usage and age. The Agency in-charge of Government Assets should make this available for verifications.

**4.2.8 LIABILITIES:**

**4.2.9 CURRENT LIABILITIES:**

The total recognised current liabilities of the State Government as at 31<sup>st</sup> December, 2018 was N24,317,230,789.73 as against N23,645,370,959.75 posted in 2017 translating to an increase of N671,859,829.98 (or approximately 2.84%). The details of the recognised current liabilities are shown overleaf:

	<b>2018</b>	<b>2017</b>

	N	N	N	N
Unremitted deductions (Salaries)		1,767,651,852.18		1,265,750,692.07
Unremitted Taxes (FIRS)		143,278,818.21		-
Payables:				
Salaries and Wages	4,104,952,070.05		5,818,925,332.85	
Pension	1,206,843,078.92		1,519,119,649.40	
10% contribution to CPS	78,901,417.12		64,505,487.36	
Gratuities	12,967,804,712.10	18,358,501,278.19	10,434,373,386.08	17,836,932,855.69
Accrued Expenses:	-		-	
Overhead	-		94,850,519.38	
Transfer to other charges	-		113,597,650.00	
Grants/Subventions	4,047,798,841.15	4,047,798,841.15	4,334,248,241.98	4,542,696,411.36
<b>TOTAL</b>		<b>24,317,230,789.73</b>		<b>23,645,370,959.75</b>

**SOURCE:** Financial Reports of the Accountant-General, Ekiti State for the year ended 31<sup>st</sup> December, 2018.

It is disheartening to note that no concerted efforts were made by the Office of Accountant-General to gather documents and recognise the outstanding liabilities of the State Government knowing full well that the step is key to full adoption of IPSAS Accrual. Outstanding Current Liabilities reported by Audit in 2017 Auditor-General's Report such as Furniture Allowance, Outstanding debts of law firms and others not mentioned like Severance Allowance were not recognised in 2018 Financial Statements contrary to the advice given in the report.

As it was observed in the last year's Auditor-General's Report, no ledgers had been opened for these liabilities in the Office of Accountant-General as at 31<sup>st</sup> December, 2018.

Also, schedules supporting some of the outstanding liabilities had not been made available to Audit for verification.

**4.2.10 RECOMMENDATIONS:**

- (i) All Outstanding current liabilities of the Government must be collated, documented and recognised in the 2019 Financial Statements.
- (ii) Ledgers should be maintained for all the liabilities: salaries, pensions and other expenses due but not paid at the end of the month should be recognised and posted to the relevant ledgers immediately.
- (iii) The practice where MDAS were asked to submit soft copies of their salaries when they were to be paid should be discouraged. A date should be fixed for the submission of salary vouchers (soft copies) which will give allowance for processing before the end of the month. The unpaid processed salaries and allowances at the end of the month should be recognised immediately and posted to Salary Payable account in the General Ledgers.
- (iv) Contractual obligations should always be disclosed as a note to the accounts while jobs done and certified by the appropriate authorities but not yet paid for should be recognised and posted to the relevant ledgers.
- (v) The retentions fees on contracts should be recognised as liabilities and disclosed in the financial statements.

**4.2.11 NON-CURRENT LIABILITIES:**

The total Non-Current Liabilities (Long Term Borrowings) of the State Government as at 31<sup>st</sup> December, 2018 was N88,101,923,330.15 against N87,706,136,329.86 recorded in year 2017 which represented a slight increase of N395,787,000.29 (or approximately 0.46%). The detail is as follows:

	<b>2018</b>	<b>2017</b>
	<b>N</b>	<b>N</b>
Foreign Loan	30,034,529,853.59	20,748,175,056.79
Domestic Loan	<u>58,067,393,476.56</u>	<u>66,957,961,273.07</u>
	<b><u>88,101,923,330.15</u></b>	<b><u>87,706,136,329.86</u></b>

**4.2.12 DOMESTIC LOAN:**

In the current year, the total Internal Loan procured by the State was N287,500,000.00 as against N8,495,000,000.00 obtained in 2017.

It was observed by Audit that the proceeds of the loan which was obtained by Forsterfield Limited on behalf of the State Government was not applied as approved. The loan obtained to initiate and complete major identified infrastructural projects such as modern market at Oja Oba and Irona to enable the State realise massive economic potentials was diverted to construction of Ministry of Finance building.

During the same period the sum of N11,504,425,721.71 was paid on Internal loans as follows:



<b>S/N</b>	<b>NAME OF LOAN</b>	<b>PRINCIPAL REPAYMENT N</b>	<b>INTEREST PAYMENT N</b>	<b>TOTAL PAYMENT N</b>
1	FGN Bonds	270,049,872.21	2,707,793,949.15	2,977,843,821.36
2	Bailout	272,012,693.81	764,740,617.28	1,036,753,311.09
3	Bond Proceeds	4,804,267,272.12	-	4,804,267,272.12
4	SKYE (SCOA)	-	-	-
5	Access Excess Crude Account	306,486,315.34	1,132,918,539.60	1,439,764,854.94
6	Budget Support Fund	-	-	-
7	UBEC 2012/2015	700,000,000.00	-	700,000,000.00
8	NUWSRP-3	164,450,000.00	-	164,450,000.00
9	FOSTERFIELD	287,500,000.00	33,846,462.20	321,346,462.20
10	SJLGA	60,000,000.00	-	60,000,000.00
	<b>TOTAL</b>	<b>6,865,126,153.48</b>	<b>4,639,299,568.23</b>	<b>11,504,425,721.71</b>

**SOURCE:** Financial Reports of the Accountant-General, Ekiti State for the year ended 31<sup>st</sup> December, 2018.

The State was yet to commence repayment on Budget support facilities with a cumulative total of N16,869,000,000.00 as at 31<sup>st</sup> December, 2018.

It was observed that the sum of N359,890,382.36 being deductions for 4 months on Access (ECA) Loan was made as future repayment in the year by Access Bank. Approval letter authorising the deduction was not presented to Audit.

#### **4.2.13 FOREIGN LOAN**

The Foreign Loan drawn down of the State Government in the current year was N9,709,551,141.08 as against N4,008,926,117.57 recorded in the previous year. The largest loan drawn down of N6,120,000,000.00 (or approximately 63.03% was received for 3<sup>rd</sup>National Urban Water Sector Reform Project .

In the same period, the sum of N614,719,692.21 repayment was made on Foreign Loan out of which N423,196,344.28 was principal repayment while the balance of N191,523,347.93 was Interest on Loan.

The closing balance of foreign loan as at 31<sup>st</sup> December, 2018 was \$106,211,598.23, when converted at official rate of N305/\$ amounted to N32,394,537,460.15. However, the closing balance recognised in the year was N30,034,529,853.59. The difference of N2,360,007,606.56 being exchange difference had not been recognised in 2018 financial statements. The adjustment should be made in 2019 accounts being the last transitional year to migrate to full IPSAS accrual.

It was observed that the cumulative drawn downs of the following World Bank assisted projects were yet to be recognised in the financial statements for the current year. This issue was also raised in 2016, and 2017 Auditor-General's Reports.

<b>S/N</b>	<b>NAME</b>
1	Youth Employment Social Support Orientation
2	Public Sector Governance Reform Development Project.

The World Bank Assisted Projects draw down should be recognised in 2019 financial statements.

The total Loan repayment (Internal & External) made in the current year was N12,119,145,413.92 .

To guarantee Public Debt Sustainability, there is need to bring each State debt to 50% threshold in line with DMO guidelines which stated that the debt status of each State should not exceed 50% of Statutory Revenue in the preceding 12 months.

Audit observed that as at 31<sup>st</sup> December, 2018 the Debt to Income percentage of the State was 146% of statutory revenue.

Other Debt Ratios are:

- (i) Ratio of Capital Expenditure to Debt Service in the current year was 0.98 : 1
- (ii) Ratio of Service Payment to Total Revenue was 15 : 100

From the above calculations, the threshold would appear to have been exceeded. With low Revenue base, Debt Service will become a herculean task.

## **5.0 SUBMISSION OF APPROPRIATION ACCOUNTS BY MINISTRIES, DEPARTMENTS AND AGENCIES**

The number of MDAS that rendered their appropriation Accounts increased from (Forty Eight) 48 in 2017 to Fifty Seven (57) in the current year. It was observed that all the MDAS with an exception of two (2) met the requirement of the Law by submitting their accounts before the due date of 31<sup>st</sup> March, 2019. It was an improvement over the previous years' compliance of the MDAS

The attention of the Accounting Officers of MDAS are hereby drawn to the provisions of sections 35 (4) of Audit Law (No 11) of 2014 for strict compliance. They should also note that Non-submission and late submission of the Appropriation Accounts is an infraction of the Financial Regulations.

The Table below shows the analysis of the rendition of appropriation accounts for the year under review.

### 5.1 SUBMISSION OF YEAR 2018 ANNUAL APPROPRIATION ACCOUNT.

S/NO	MDA'S	DATE
1	Bureau of Public Procurement	8-01-19
2	Government House and Protocol Department	10-01-19
3	Office of Establishment & Training (Staff Housing Loans Board)	11-01-19
4	Ekiti State Waste Management Board	11-01-19
5	Ekiti State Boundary Commission	14-01-19
6	Ekiti State Library Board	15-01-19
7	Directorate of Farm Settlement and Peasant Farmers Development Ministry of Agriculture and Rural Development	15-01-19
8	Ekiti State Housing of Assembly Service Commission	16-01-19
9	General Administration Department	17-01-19
10	Ministry of Health	18-01-19
11	Ekiti State Internal Revenue Service	18-01-19
12	Ekiti Enterprise and Economic Development Agency	22-01-19

13	Ministry of Environment	22-01-19
14	Job Creation & Employment Agency (JCEA)	23-01-19
15	Primary Health care Development Agency	23-01-19
16	Bureau of Information Technology	24-01-19
17	Ekiti State House of Assembly	25-01-19
18	Ministry of Public Utilities	28-01-19
19	Office of the Surveyor General	29-01-19
20	Christian Welfare Board	29-01-19
21	Ekiti State Independent Electoral Commission	29-01-19
22	Bureau of Transformation, Service Delivery Strategy	30-01-19
23	Office of the Deputy Governor	30-01-19
24	Office of the Public Defender	30-01-19
25	Office of the State Auditor –General For Local Government	30-01-19
26	Office of the Accountant General	30-01-19
27	Central Internal Audit Office	31-01-19
28	EkitiState Housing Corporation	1-02-19
29	Civil Service Commission	1-02-19
30	Ekiti State Multipurpose Credit Agency	1-02-19
31	Hospitals Management Board	1-02-19
32	Ministry Of Education	1-02-19



33	Ministry of Justice	4-02-19
34	State Bureau Of Statistics	5-02-19
35	Ministry Of Agriculture And Rural Development	7-02-19
36	Ekiti State Agricultural Development Programme	7-02-19
37	Sustainable Development Goals Office	8-02-19
38	Ministry Of Works And Transportation	8-02-19
39	Urban Renewal Agency	12-02-19
40	Ekiti State Scholarship Board	12-02-19
41	Bureau Of Chieftaincy Affairs	12-02-19
42	Agency For Adult And Non-formal Education	12-02-19
43	Office Of Establishment And Training	12-02-19
44	Ministry Of Finance And Economic Development	12-02-19
45	Ekiti State Aids Control Agency	13-02-19
46	Cabinet And Special Service Department	13-02-19
47	Ekiti State Trust Fund	13-02-19
48	Ekiti State Muslim Pilgrims Welfare Board	13-02-19
49	Ministry Of Budget And Economic Planning	13-02-19
50	Ekiti State Health Insurance Scheme	18-02-19
51	Ministry Of Local Government, Community Development And Chieftaincy Affairs	18-02-19
52	Office Of Executive Governor Political And Economic Affairs Department	18-02-19

53	Ministry Of Commerce, Industries And Cooperatives	19-02-19
54	Bureau of Tourism	12-02-19
55	Ministry Of Land	6-02-19
56	Ekiti State Water Corporation	2-04-19
57	Board For Technical and Vocational Education	2-04-19

**5.2 OBSERVATIONS ON APPROPRIATION ACCOUNTS SUBMITTED BY MDAS**

- (1) The appropriation accounts submitted by the MDAS were prepared with old Revenue and Expenditure codes which were different from the codes in IPSAS Compliant budget.
- (2) It was observed that there were variances between the appropriation figures submitted by MDAS to this office and figures in the DVEA books kept by the Accountant-General’s Office

**5.3 RECOMMENDATIONS:**

- (1) The Ministry of Budget and Economic Planning should make available to MDAS in the State IPSAS compliant budget template for the use of the MDAS in compilation and submission of their Appropriation Accounts.
- (2) The DFAS of MDAS should not only be informed of their roles and responsibilities under IPSAS accrual accounting but they should be well trained to discharge these roles and responsibilities effectively.

**6.0 STATE OF THE ACCOUNTS:**

## 6.1 ADOPTION OF IPSAS ACCRUAL BASIS OF ACCOUNTING:

Ekiti State Government initiated accrual basis IPSAS on 1<sup>st</sup> January, 2017 and elected to adopt transitional exemptions in IPSAS 33 that allows it to apply deemed cost and a transitional period of up to three years. The 2018 financial statements were the second transitional accrual IPSAS financial statements of the State. The implication of the above is that the State has committed itself to full adoption of IPSAS accrual basis by 31<sup>st</sup> December, 2019.

Within the transitions relief period, the State is expected to develop models for transiting to IPSAS accrual fully. However, it would appear that adequate preparations were not made for the full adoption as Audit observed the following among others:

- (1) **ANALYTICAL CASH BOOKS:** Analytical cash books were introduced for use in the current year by the Accountant-General's Office to record financial transactions of Government. However, the revenue and expenditure were not classified appropriately in the cash books thereby defeating the purpose for which they were introduced.
- (2) **NON-USE OF LEDGERS:** General Ledgers were not maintained both for revenue and expenditure items. Therefore, tracing of totals of each revenue and expenditure items to financial statements were difficult.
- (3) **NON-RECOGNITION OF LIABILITIES AS AT WHEN DUE:** Expenses are supposed to be reported on an accrual basis i.e recognised in the period they are incurred or when related services are enjoyed and not at the point of preparation of Financial Statements as observed.
- (4) **NON-PARTICIPATORY ROLES OF MDAS:** This was observed as the MDAS still prepared their accounts (especially appropriation accounts) on cash basis whereas IPSAS accrual basis had been adopted. Financial records available in MDAS were still kept using old revenue and expenditure codes and classification.

### 6.1.1 RECOMMENDATIONS:

- (i) One of the pre-conditions for a successful move to IPSAS accrual accounting is a double-entry based general ledger system. This is the only Accounting system that can drive the National Chart of Accounts. The Office of Accountant-General is invited to take note of this. Effect from 1<sup>st</sup> January, 2019 General Ledgers must be put to use by the Office.
- (ii) The Director of Finance and Accounts of MDAS and Parastatals should be properly briefed and well trained to drive the implementation of IPSAS accrual basis of accounting in their respective MDAS.

## 6.2 BUDGET PREPARATION UNDER IPSAS ACCRUAL BASIS:

In the current year, the Ministry of Budget and Economic Planning converted the Budget prepared with old template (which contained old classification and codes of revenue and expenditure) to IPSAS Compliant budget.

It was observed that in the process of conversion, some Revenue items that were classified as Capital Receipt were now moved to Revenue Receipt thereby leading to rearrangement of revenue items in the Budget in a way that was different from what was originally approved. This should be discouraged and Budget prepared with IPSAS compliant template.

#### **6.2.1 RECOMMENDATIONS:**

- (i) Government should procure a new software for preparation of IPSAS compliant Budget.
- (ii) Government should ensure full completion and activation of SIFMIS as it is the only way to involve all participants of the Financial Statements.
- (iii) The case of SIFMIS project claimed to have been completed but which was not functioning should be urgently revisited. The contractor should be recalled to do the needful to make the system functional.

#### **6.3 MISCLASSIFICATION OF EXPENDITURE:**

The fallout of using the old budget template was misclassification of expenditure. With the adoption of IPSAS accrual basis, capital expenditure has ceased to exist.

However, in the year under review, capital expenditure amounting to N1,278,714,605.90 which could not meet IPSAS requirement for PPE was expensed in the year.

#### **6.3.1 RECOMMENDATION:**

The Ministry of Budget, Economic Planning and Service Delivery should employ the new budget template based on National Chart of Accounts for the preparation of 2019 and subsequent years' budgets.

#### **6.4 RECOGNITION OF ASSETS:**

With the adoption of IPSAS accrual basis of accounting effective 1<sup>st</sup> January, 2017 and having taken advantage of 3 years transitional relief in line with IPSAS 33 the State has up to 31<sup>st</sup> December, 2019 to recognise all her existing assets in the books of accounts.



#### **6.4.1 RECOMMENDATION:**

In order not to reverse all the gains made by the adoption of IPSAS accrual basis, the State should take urgent steps to identify, document and value all her existing assets so that the value could be brought into the accounts on or before 31<sup>st</sup> December, 2019.

#### **6.5 TRANSFERS FROM LOCAL GOVERNMENT:**

The sum of N225,000,000.00 was recorded under this Revenue Head in 2018 accounts being contributions made by the Local Governments for Social Security Scheme in the State through SJLGA. There were no provisions made for this in 2018 Budget Estimates.

Audit equally observed that other revenue inflows from the SJLGA to some MDAS were excluded in the Revenue Head in 2018 accounts. The Revenue inflows were part of 1.66% Statutory Allocation to Agencies and Parastatals allocated through SJLGA to Ministry of Local Governments, Office of Accountant-General and Office of Auditor-General for Local Governments which amounted to N101,343,618.08, N22,008,967.57 and N22,008,967.57 respectively in the year under review.

Both the revenue and expenditure were neither included in the 2018 Budget Estimates nor shown in the Appropriation Accounts of these MDAs. The failure to properly account for such revenue and expenditure constituted a gross understatement of facts in the Financial Statements.

#### **6.5.1 RECOMMENDATIONS:**

- (i) The Accounting Officers of the affected MDAS should inform the Budget Ministry of these revenues in their MDAS.
- (ii) The attention of the Budget Officers is hereby drawn to these revenues to accommodate them in the budget estimates during budget preparation or budget review exercise.

#### **6.6 REVENUE COLLECTED, RETAINED AND EXPENDED WITHOUT APPROPRIATION**

It was observed that some MDAs were allowed to retain part of the revenue collected to meet their expenses. Examples of such MDAs are: (i) HMB 70% of IGR generated by Secondary Health Facilities in the State, (ii) Ministry of Education – Examination fees, (iii) Ministry of Agriculture – Tractor Hiring fee. However, the guideline for accounting of such revenue was not issued by the Ministry of Finance as a result, a chunk of the State IGR and services rendered were not captured in the Consolidated Revenue Fund. The failure to properly account for such revenue and services constituted a gross understatement of facts in the Financial Statements.

#### **6.6.1 RECOMMENDATIONS:**

- (i) Proper guideline for accounting of such retained revenue should be issued by the Ministry of Finance.
- (ii) Ministry of Budget, Economic Planning and Service Delivery should ensure that both retained revenue and expenditure are captured by the Budget Estimates.

#### **6.7 10% STATUTORY ALLOCATION TO LOCAL GOVERNMENT COUNCILS FROM INTERNALLY GENERATED REVENUE.**

The Local Government Councils in the State are entitled to 10% of all Internally Generated Revenue of the State. In the current year, the Financial Reports of the Accountant-General revealed that the sum of N6,299,712,315.36 was the amount generated as IGR. The ten percent (10%) Statutory Allocation to Local Government Councils from this amount is N629,971,231.54. There was no evidence that this amount had been released to the Local Government Councils in the State.

##### **6.7.1 RECOMMENDATION:**

Compliance with extant provisions of the law will further enhance growth and development of the Local Government Council areas.

#### **6.8 UNAPPROPRIATED EXPENDITURE:**

There were no provisions made in the budget estimate for the expenditure made from the following receipts:

##### **WORLD BANK PROJECTS:**

The draw downs on these projects for each year are posted to Capital Costs Head of Expenditure without any provisions made in the budget estimate for such expenditure.

##### **6.8.1 RECOMMENDATIONS:**

- (i) The attention of the Budget Officers is hereby drawn to expenditure of this nature to accommodate them into the budget estimates during budget preparation or budget review exercise.
- (ii) The Accountants who fail to draw the attention of the concerned Officers to expenditures of this nature should be sanctioned.

#### **6.9 REVENUE GENERATED BUT NOT CAPTURED BY IGR PLATFORM.**

Despite my repeated comments in the past Auditor-General's Reports on this issue, the recommendation that all data on State IGR should be submitted to SIRS for record purposes by the Treasury or any other special Agency that collected any revenue in the State on monthly or quarterly basis had not been implemented. Non inclusion of these revenues in the IGR platform of SIRS may fuel the speculation that these revenues were collected and misappropriated.

### **6.9.1 RECOMMENDATION:**

Submission of all data on State IGR to SIRS is germane to declaration of accurate and correct IGR figure for the State.

### **6.10 OUTSTANDING LOSSES:**

Outstanding losses which amounted to **N107,384,799.20** and reported as **Appendix 'A'** were yet to be attended to by some of the affected MDAS despite repeated comments on the issue in past reports. The Accounting Officers of the affected MDAS had made no effort to recover the losses. The Public Accounts Committee is urged to take necessary action as recommended in **Appendix 'A'**

### **6.11 DISPOSAL OF UNSERVICEABLE ITEMS IN THE STATE:**

My comments in 2016 Auditor-General's Report on actual number of vehicles and other items disposed at the Ekiti State House of Assembly and the sales proceed which could not be ascertained by the Audit remain unchanged. The complete report of Board of Survey from the Ekiti State House of Assembly had not been submitted to my office as at 31<sup>st</sup> December, 2018.

#### **6.11.1 RECOMMENDATION:**

- (i) The Director of Administration and Supply (DAS) of Ekiti State House of Assembly should forward a complete report of all items sold by the Board of Survey to the Ekiti State Auditor-General without further delay.

### **6.12 STATE INVESTMENTS:**

The management of Government stock had been transferred to Fountain Holdings Limited since year 2011. The State had appointed Stock Managers to manage the Stocks on behalf of the State Government. Details of their activities are with the State Finances Department of the Ministry of Finance.

The audited Financial Statements of the Holdings had not been submitted to my office since inception and the stock was not reflected in the State's Annual Financial Statements.

#### **6.12.1 RECOMMENDATIONS:**

- (i) There is an urgent need to conduct a forensic investigation on the organization since inception.
- (ii) The Public Accounts Committee of Ekiti State House of Assembly should take a critical look at the case of Fountain Holdings for appropriate action.
- (iii) The enterprise should be repositioned to become a viable organization that will professionally manage Government investments to generate earnings and harness the economic potentials of the State for revenue enhancement and employment generation.



- (iv) The Management of the Holdings should forward the current position of the stock to the Office of the State Auditor-General for perusal.

### **6.13 DEFRAYING PUBLIC DEBTS IN EKITI STATE**

The Accountant-General's disclosure of Public debt is always found to be deficient yearly. The consequence is that Government's attention is not drawn to some elements of the debt which may impact on good governance. Outstanding salaries/emoluments disclosed has not been including unpaid furniture allowance.

Audit is of the opinion that Government debts in this regard should not be allowed to continue to accumulate, rather a strategy should be put in place to tackle the payment. It is suggested that the furniture allowance should be categorised as follows:

- (i) Amount owed before the inauguration of this Administration
- (ii) Furniture allowance falling due since the advent of this Administration.

Those falling due now should be paid as they fall due while those owed before this Administration should be settled as the officer retire instead of cumulating all the debts on gratuity.

In my opinion, those paid will wish the Government well and used the money to affect Ekiti State economy positively. Also the pressure on gratuity will be reduced as it is easier to pay a few officers monthly than settling the accumulated gratuities later.

### **6.14 REVIEW OF THE FINANCIAL ADMINISTRATION:**

There is the need to review the current Financial Administration being used in the State to reflect the newly introduced Accounting standards and establishment of Central Internal Audit. It is observed that copies of the current Financial Administration are no longer available as those who wanted to buy could not get them at Civil Service Commission or at Office of Establishments and Training.

#### **6.14.1 RECOMMENDATION:**

The present copy of the Financial Administration could be made available on the website of Ekiti State Government for any user to download.

### **6.15. PAYE TAX DEDUCTIONS:**



It was observed that the State owned Tertiary Institutions have not been deducting Tax from Staff salaries in accordance with Personal Income Tax Act 2011 (PITA). This has led to a situation where Civil Servants who are less paid pay more Tax than workers in the Tertiary Institutions who are better paid. The concomitant effect is a serious shortfall in the taxes collected leading to reduced Internally Generated Revenue. By my estimates, the State stands a chance of collecting over N22 Million from Ekiti State University and over N80 Million from all Tertiary Institutions in the State monthly if PITA is correctly applied.

#### **6.15.1 RECOMMENDATIONS:**

- (i) The Ministry of Finance should issue another letter to supersede the one purportedly issued by the last Administration and which is the basis of the wrong deduction.
- (ii) PAYE Taxes should be based on PITA (2011) as amended.

#### **6.16 ABANDONED PROJECTS:**

It is worrisome to note that some projects executed by the past administrations were left abandoned and have become den for hoodlums. Some of the projects are:

- (i) Oba Adejuyigbe Hospital, Agric Olope, Ado-Ekiti.
- (ii) Multi-purpose Civic Centre, Fajuyi, Ado-Ekiti.
- (iii) Office Complex at the State Secretariat, Ado-Ekiti.
- (iv) Spare parts Market along Federal Polytechnic Road, Ado-Ekiti.
- (v) Oduduwa Farmer's Academy, Isan.
- (vi) Transposer Boosting Stations across the State.

Apart from the economic benefits that the completion of these projects will bring to the State if completed, the avoidable cost of variation on the said projects will become a heavy burden in the nearest future, if the projects are left unattended to now.

It was noted by Audit that work had already started in some of these projects. Government should intensify efforts to complete the projects.

#### **6.16.1 RECOMMENDATIONS:**

- (i) It is suggested that a given percentage of the State's Annual Budget should be dedicated to attending to these un-completed projects.
- (ii) The spare parts Market along Poly road should be allocated on "complete and use basis"

#### **6.17 OUTSTANDING ISSUES IN PREVIOUS AUDITOR-GENERAL'S REPORT**

Many issues raised and recommendations made in the past Auditor-General's Reports were left unattended to by the concerned MDAs. It must be noted here that the essence of the Auditor-General's Report is to expose the weaknesses and flaws in the Financial Management System and to recommend ways to strengthening same to ensure transparency and accountability in the management of public finances which is the hallmark of good governance.

#### **6.18 POSITION OF ACCOUNTS IN EDUCATIONAL INSTITUTIONS/PUBLIC SECONDARY SCHOOLS.**

The accounts of One Hundred and Ninety Four (194) Public Secondary, Technical and Special Schools for the year 2017/2018 had been checked with the necessary corrections made by this Office.

Out of One Hundred and Ninety Four (194) public schools in the State, One Hundred and Thirty Eight (138) schools had been audited. Work is in progress on the auditing of Seven (7) schools, while Forty Nine (49) schools were yet to be audited as at the time of writing this report.

However, most of the anomalies mentioned in paragraph (2) of the 2008 Auditor-General's Report still remain.

It is equally sad to note that no effort was made to recover the outstanding amount of ₦11,271,572.70 being loss of fund reported in paragraph a (b) of the 2009 Auditor-General's Report and included in this Report as **Appendix 'B'** while **Appendix 'C'** contains the current position of the accounts of all Public Secondary Schools in the State.

#### **6.19 TERTIARY INSTITUTIONS**

The state of the accounts of the Tertiary Institutions in the State is as listed below:

<b>S/N</b>	<b>INSTITUTION</b>	<b>PERIOD</b>
1	Ekiti State University, Ado-Ekiti	31 <sup>st</sup> December, 2016 (WIP)
2	College of Education, Ikere-Ekiti	31 <sup>st</sup> December, 2014
3	College of Health, Science & Technology, Ijero	31 <sup>st</sup> December, 2018

#### **6.20 GOVERNMENT CORPORATIONS AND GOVERNMENT AGENCIES:**

Despite my repeated comments in previous Auditor-General's Reports the accounts of the following Corporations /Agencies had not been audited:

1. State Universal Basic Education Board
2. Ekiti State Electricity Board
3. Ekiti State Water Corporation

4. Fountain Holdings Ltd.
5. Ekiti State Housing Corporation
6. Ekiti State Sports Council

The position of Accounts of the various Parastatals is contained in **Appendix 'D'** to this report.

## **6.21 ISSUES REQUIRING GOVERNMENT ATTENTION IN THE OFFICE OF THE STATE AUDITOR-GENERAL.**

### **6.21.1 AUDIT STAFF TRAINING AND DEVELOPMENT**

Staff training and development is essential to enhance the productivity of any establishment as employees learn specific knowledge or skills to improve performance. To keep staff abreast of innovations in Accounting and Auditing, Government should train more staff especially in the area of ICT, Forensic Audit, IPSAS Accrual, Risk based Auditing, Taxation, Project Monitoring and overseas training organised by INTOSAI to update their knowledge. I wish to acknowledge here that the Office is now deriving benefits from the training provided for few members of staff. The trained staffs are adding value to the Office.

### **6.21.2 FINANCE:**

The Office of the State Auditor-General was not adequately funded in the year under review and this had affected the capacity of the Office to discharge its duties efficiently.

There is no doubting the fact that Audit stands as the interface between the Government and the Public. Audit is the only constitutionally established body that gives credibility to the Finances of the Government before the Public. Therefore, such an Office should be adequately funded for efficiency and effectiveness.

My Office should be funded in equal monthly instalments once budget is approved by the House of Assembly as stated in the State Audit Law section 41(3) to guarantee some level of financial independence and as practiced by other States.

### **6.21.3 AUDIT LAW**

Good governance has its bedrock in accountability and independent audit institutions.

Though, the Office of the Auditors – General in Nigeria are granted independence by the provisions of sections 85 and 125 of the 1999 Constitution as amended, much still has to be done in giving effect to the spirit of the Constitution.

The State Government took the right step towards the passage of Audit Bill into Law in 2014. Whatever expedient reviews that have to be carried out on the Law to allow for its full implementation should be speedily concluded. Without the full implementation of the Audit Law, the Auditor-General lacks the desired practical independence.



**6.21.4 ACCOMODATION:**

The present Headquarter Office can only accommodate the Directors and the Deputies. There is the need to provide accommodation for the remaining staff for convenience and efficiency.

**6.21.5 STAFF DISPOSITION:**

The staff strength of the Office remained grossly inadequate. It shall therefore be appreciated if existing vacant positions are filled by the State Government to enhance efficiency and effectiveness.

**6.21.6 OFFICIAL CARS:**

Presently, the Auditor-General has no Official vehicle despite the fact that sometimes he has to attend meetings, conferences and seminars outside the State in furtherance of the performance of his official duties. Also, the Directors have no official cars.

Official cars should be provided for the Auditor-General and the Directors for efficiency and effectiveness.



**Daniel A. Kayode (FCNA, FCFIP, ACTI)  
FRC/2014/ANAN/00000010277  
Auditor-General,  
Ekiti-State.**

**APPENDIX 'A'**

**DETAILS OF LOSS OF FUND AS AT 31<sup>ST</sup> DECEMBER, 2018.**

MINISTR/AGENCY	Ref NO	AMOUNT INVOLVED ₦	AMOUNT RECOVERED ₦	OUTSTANDING BALANCE ₦	NAMES OF OFFICER INVOLVED	REMARKS
MINISTRY OF JUSTICE	EK/GJS/2/1	103,942.00	-	103,942.00	Mr.FemiOmotayo	No recovery
MINISTRY OF JUSTICE	EK/GL/MJS/1/5	214,927.61	-	214,927.61	Mr.FemiOmotayo	No recovery
EKITI SPEB	EK/GL/ESTAB/1/3	41,000.00	-	41,000.00	Mr.E.O.Alo	No recovery
BULK PURCHASE VENTURES	EK/GL/BPV/1/3	660,950.00	-	660,950.00	Mr. P.O. Orimolade	No recovery
BULK PURCHASE VENTURES	EK/ GL/BPV/2/4	98,970.00	-	98,970.00	Mr M.A Alade	No recovery
OFFICE OF MILITRY ADMINISTRATION	EK/ GL /GKP/1/29	210,980.00	-	210,980.00	Mr.O.OOluyede	No recovery
MINISTRY OF WORKS AND TRANSPORT	EK/ GL/SHLB /1	1,529,267.03	-	1,529,267.03	Mr.O.Ooluyede	No recovery
MINISTRY OF EDUCATION	EK/GL/MED/1/97	250,000.00	-	250,000.00	Mr. C. O Afolayan	Under correspondence
B.S.E.S	EK/ GL /BSES/1/2003	46,176.00	-	46,176.00	Mr OluAkerele	Under correspondence
B.S.E.S	EK/ GL /BSES/5/2003	615,000.00	-	615,000.00	Messer Martins Ayoola and Others	Full Recovery
B.S.E.S	EK/ GL /BSES/6/3002	521,000.00	-	521,000.00	Mr Abiodun Ola Ofe	No recovery
C.U.D.A	EK/GL/CUDA/1/3	8,096,217.96	-	8,096,217.96	Messer I.A Ilori and Others	No recovery
C.U.D.A	EK/GL/CUDA/14/4	5,201,642.08	-	5,201,642.08	Mrs Falodun And Mr Akinyemi	No recovery
MIN.OF EDUCATION	EK/GL/MED/2	1,041,730.00	-	1,041,730.00	Mr.Kboluwade	No recovery
ACC. GEN. OFFICE	EK/GMD/AG/6/84	2,767,901.00	-	2,755,901.00	Mr P. Adeniyi	Not fully recovered
ACC. GEN. OFFICE	EK/GMD/AG/6/84	449,500.33	191,756.00	257,744.33	Mr. J.O Ajayi	Not fully recovered
ACC. GEN. OFFICE	EK/GMD/AG/6/84	723,942.66	150,000.00	573,942.66	Mr. J.O Olofin	Not fully

						recovered
ACC. GEN. OFFICE	EK/GMD/AG/6/84	284,366.89	32,000.00	252,366.89	Mr. J.O Ogunmiloye	Not fully recovered
ACC. GEN. OFFICE	EK/GMD/AG/6/84	361,965.51	12,000.00	349,965.51	Mr. J.A Morakinyo	Not fully recovered
ACC. GEN. OFFICE	EK/GMD/AG/6/84	1,105,000.00	-	1,105,000.00	Mr. P Omotoso	Not fully recovered
ACC. GEN. OFFICE	EK/GMD/AG/6/84	608,052.00	100,000.00	508,052.00	Mr E.T Olaiya	Not fully recovered
ACC. GEN. OFFICE	EK/GMD/AG/6/84	55,000.00	20,000.00	35,000.00	Mr S.A. Ojo	Not fully recovered
ACC. GEN. OFFICE	EK/GMD/AG/6/84	1,211,756.41	400,000.00	811,756.41	Mr.Omoloje	Not fully recovered
ACC. GEN. OFFICE	EK/GMD/AG/6/84	50,000.00	42,000.00	8,000.00	Mr. E. Abiodun	Not fully recovered
ACC. GEN. OFFICE	EK/GMD/AG/6/84	76,000.00	60,000.00	16,000.00	Mr. N.A Adegbaje	Not fully recovered
B.I.R	EK/GL/BIR/2006	3,417,567.72	996,000.00	2,421,509.72	Mr. S.O. Abe	Not fully recovered
GAD	EK/GLS/GAD/02/2007	10,000,000.00	-	10,000,000.00	Pastor F.I Akinluyi	No recovery
GAD	EK/GLS/GAD/03/2007	47,550,000.00	-	47,550,000.00	Pastor F.I Akinluyi	No recovery
EKROMA	EK/GL/EKROMA/1/2006	4,700,000.00	-	4,700,000.00	Mr.TayoOke	No recovery
SEPA	AQ/SEPA/02/1/18	15,600,000.00	-	15,600,000.00	Mr. Agana O.S (PM)	No Recovery
	<b>TOTAL</b>	<b>107,591,555.20</b>	<b>206,756.00</b>	<b>107,384,799.20</b>		

**APPENDIX 'B'**

**OVERLOADING OF SALARY PAYMENT VOUCHERS OF PUBLIC SECONDARY SCHOOLS IN EKITI STATE**



S/NO	NAME OF SCHOOL	PERIOD OF LOSS	AMOUNT INVOLVED ₦	TOTAL RECOVERY ₦	AMOUNT OUT-STANDING ₦	PRINCIPAL'S NAME	BURSAR'S NAME	REMARK
1	Osi Jnr. H/S, Osi-Ekiti	Nov.-Dec.,2006	94,000.00	-	-	Mr. F.A. Ogunnike	Mr.Abolarin	
2	Elo Jnr. H/S, AiyetoroEkiti	Apr.-Jun.,2008	90,000.00	90,000.00	-	Mr.Adeosun	Mr. B. E. Oye	
3	Ojo-Ugbole Jnr. H/S, IgboleEkiti	June,2008	42,174.58	-	42,174.58	Mr.C.A. Ajiniran	Miss Isiaka S. B.	
4	Orin Jnr. H/S, Orin Ekiti	Apr.-Jun., 2008	78,700.68	-	-	Mr.J.K. Adeleye	Mr.Abolarin O.	
5	Arinjale Com. Jnr H/S, IseEkiti	May-Jun.,2008	64,960.00	64,960.00	-	-	Mr.O.J.Ojo	
6	Obada Jnr. H/S, IseEkiti	Jan., 2008	40,999.99	-	40,999.99	-	Mr. S. K. Oni	
7	United Comp. Snr. H/S, IseEkiti	Apr.,2006-Jun.,2008	1,755,017.13	-	1,755,017.13	Mr.S.S. Alarde	Mr. Y. A. Adegbola	
8	United Comp. Jnr. H/S, IseEkiti	Jul.2007-Jun.,2008	731,907.07	-	731,907.07	Mr.M.A.Abegunde	Mr.C. Owonifari	
9	Ise Comp. Snr. H/S, IseEkiti	Apr.2006-Jul.,2008	1,247,932.45	-	1,247,932.45	Mr. S. Olowolafe	Mr.S. Ekundayo	
10	OgbeseSnr. H/S, IseEkiti	Dec.2006-Jun.2008	3,029,276.47	-	3,029,276.47	Mr. O. Faturoti	Mr.M. A. Afuye	
11	Ise Comp. Jnr. H/S	Mar. 2008	27,759.61	-	27,759.61	Mr E.O.Ojo	Mr. E.M Asubiojo	
12	Akinluse Com. Snr. H/S, IseEkiti	Feb. – Mar. 2008	136,486.69	96,000.00	40,486.69	Mr.B.O. Alabi	Mr.Anjorin	
13	Comm. Snr. OrunEkiti	May 2008	20,000.00	20,000.00	-	Mr.Oyebanji	Mr. S.M Faaji	
14	Comm. Ser. H/S, AyegbajuEkiti	July 2006	81,724.16	82,210.00	(484.84)	Mr. M.A Onurin	Mr.Owolabi	Rec. 31/11/06
15	Itaji Comm. Snr. Girl/S, ItajiEkiti	Apr. – Jun. 2008	300,464.08	300,000.00	464.08	Mr.Ogunleye	Mr.Odeyemi	
16	St. Augustine Com. OyeEkiti	April 2008	46,264.26		46,264.26	Mr. A.T. Ogunruku	D.O. Fashiku	

17	Unity Jnr. H/S, OgotunEkiti	Nov. 2006	23,989.24	24,000.00	(11.00)	Mr Ayeni	Mr.Ayeni	Rec. 25
18	Omoeye Jnr. H/S, IgbaraOdoEkiti	Jun. 2008	201,000.00	202,000.00	(1,000.00)	Mr. G.A. Jegede	Mr.Akinluya	Rec
19	IlaweSnr. H/S, IlaweEkiti	May 2008	59,029.78	50,000.00	9,029.78	Mr. F.B. Babalola	Mr.Ogunleye	
20	Mary Hill Boys H/S, Ado Ekiti	Mar.2006- Mar. 2008	112,773.91		112,773.91	-	Mr R.O.Fajenbola	
21	Ikere Jnr. H/S, IkereEkiti	Jul-Dec. 2007	302,080.68	101,700.00	200,380.68	Mr.Olatunji&Mr.Olajide	Amos Kolawole	
22	A.C. Comp. Jnr. H/S, IkereEkiti (I)	Mar – Jun. 2008	482,896.89	255,140.00	227,756.89	Mrs. F.W. Anifowose	Mr H.F Balogun	
23	A.C Comp. Jnr. H/S IkereEkiti (II)	Apr. 2006 – Feb. 2008	822,451.02	-	822,451.02	Mrs. F.W. Anifowose	Mr H.F Balogun	
24	Emure Model Jnr. H/S, EmureEkiti	Mar. – May 2008	178,663.50	150,000.00	28,663.50	-	Mrs. W.O. Arinde	
25	EporoSnr. H/S, EporoEkiti	May 2008	43,510.00	60,000.00	(16,490.00)	-	Mr. E.A Oyewole	
26	IjalokeSnr. H/S, EmureEkiti	Feb. 2008	20,290.00	20,000.00	290.00	-	Mr.Ogundare	
27	St Michael's Cath. Jnr. G/S, EfonEkiti	Feb – May 2008	239,996.52	-	239,996.52		Mr.T.T. Oladeji	
28	EfonSnr. H/S, EfonEkiti	Feb-May 2008	275,880.98	275,000.00	(111.02)	Mr.Adeniyi	Mr.O. Adesola	
29	Iloro Com. Jnr. H/S, IloroEkiti	2006 L/B & Feb. 2008	37,004.44	-	37,004.44	Mr F.F. Ojo	Mr.D.O. Adeosun	
30	Ekamefa Com. Snr. H/S, Ape AraEkiti	June, 2008	60,748.38	61,000.00	(251.62)	Mr. S.A Ogunleye	Mr.J.O. Faola	
31	Odoowa Com. H/S, OdoowaEkiti	May – June 2008	199,007.17	-	199,007.17	Mr. J.O. Kolawole	Mr.I.OAfpabi	
32	Ipoti Jnr. H/S, IpotiEkiti	May - June 2008	129,952.22	-	129,952.22	Chf. J.A.Ajiteru	Mr.J.O. Adeogun	
33	IpotiSnr. H/S, IpotiEkiti	June 2008	76,314.55	-	76,314.55	Mr. W.B. Ojo	Mr.L.OAgunbiad	

							e	
34	Ijanmodu Comp. H/S, IjanEkiti	Jan. 2007	25,017.02	-	25,017.02	Mr.Oguntimehin	Mrs.O.AAkinyede	
35	Aisegba Com. Jnr. H/S, AisegbaEkiti	May 2007 – Mar. 2008	1,140,074.18	189,000.00	951,074.18	Mr.Aruleba	Mr.F. Asepari	
36	Ileowuro Jnr H/S AgbadoEkiti	Jul. 2006	80,484.74	-	80,484.74	Mr. J.O. Agbebami	Mr.A. Adaramodu	
37	Ayeteju Com. Jnr. H/S, IroEkiti	Feb. – Jul. 2007	226,678.64	-	226,678.64	-	-	
38	Edu Jnr. H/S, ErioEkiti	May 2008	50,000.00	-	50,000.00	Mr.Onipede	Mrs.Omotola	
39	Edu Jnr. H/S, ErioEkiti	May 2008	18,317.39	20,000.00	(1,682.61)	Rev. E.A. Ige	Mr.W.O. Fagbamila	
40	Aramoko Jnr. H/S, Aramoko	May 2008	50.000	-	50.000	?	?	
41	OloketuyiMem. Jnr. H/S, IgbemoEkiti	Sept. 2006	16,286.71	-	16,286.71	Mrs. Awe	Mrs.R.SOjo	
42	Egirioko Jnr. H/S, IyinEkiti	Jun. 2007 – Mar. 2008	312,260.67	-	312,260.67	Elder Fadore	AdemiluaOjo	
43	Eyemote Jnr H/S, IyinEkiti	May, 2008	44,112.36	-	44,112.36	Mrs.Adewale	Mrs.Aluko	
44	Iworoko CHS, IworokoEkiti	Mar. 2008	71,916.34	-	71,916.34	Chf. Bamigboye	Mrs.Aguda	
45	Ekiti Bapt. Jnr H/S IgedeEkiti	Apr. – May 2008	300,000.00	300,000.00	-	Mrs M.A. Jegede	Adeosun	
46	AmunuSnr. H/S, OmuoEkiti	Oct. 2006 – Jan.	50,672.30	-	50,672.30	-	Mr.Fadipe	
47	Ekamefa Comp. Jnr. H/S, IlasaEkiti	May 2006, Nov. 2007 & Oct. 2008	47,362.66	-	47,362.66	Mr.Bolarinwa	J.B. Aladesuyi	
48	Obedu Com. Snr. H/S, IsinbodeEkiti	Jan. 2007 & Feb. 2008	71,880.94	-	71,880.94	Mr.Oloodoye	Mr.Odetoye	



49	OmuokeSnr. H/S, OmuoEkiti	Nov – Dec. 2006	75,262.30	-	75,262.30	-	Mr.P.S. Akeju
	<b>TOTAL</b>		<b>13,633,582.70</b>	<b>2,361,010.00</b>	<b>11,271,572.70</b>		

**APPENDIX 'C'**

**LIST OF AUDITED SCHOOLS 2017/2018 ACADEMIC SESSION**

S/N	NAMES OF SCHOOL	DATE LAST AUDITED
1	Ado Grammar School, Ado-Ekiti	31 <sup>st</sup> August, 2018
2	Mary Immaculate Grammar School Ado-Ekiti	- do -
3	Christ School, Ado-Ekiti	- do -
4	All Souls Ang. School, Ado-Ekit	- do -
5	Mary Hill High School, Ado-Ekiti	- do -
6	Baptist High School, Ado-Ekiti	- do -
7	Ola Oluwa Muslim Grammar School, Ado-Ekiti	- do -
8	Ado Community High School, Ado-Ekiti	- do -
9	AUD Comprehensive High School, Ado-Ekiti	- do -
10	Muslim College Ado-Ekiti	- do -
11	C.A.C. Comprehensive High School, Ado-Ekiti	- do -
12	Anglican High School, Ado-Ekiti	- do -
13	Ikingbunsin/Olorunda High School, Ado-Ekiti	- do -
14	Eyemote High School, Iyin-Ekiti	- do -

15	Okunsusi High School, Igede-Ekiti	- do -
16	Awo Community Comprehensive High School, Awo-Ekiti	- do -
17	Iropora High School, Iropora-Ekiti	- do -
18	Iworoko Community High School, Iworoko-Ekiti	- do -
19	Are/Afao Community High School, Are/Afao-Ekiti	-do-
20	Igbemo Community High School, Igbemo-Ekiti	- do -
21	Eyio Community School, Eyio-Ekiti	- do -
22	Oloketuyi Grammar School, Igbemo	- do -
23	Christ Girls School, Ado-Ekiti	- do -
24	Ekiti Baptist High School, Igede-Ekiti	- do -
	<b>IJERO LOCAL GOVERNMENT</b>	
25	Ipoti High School, Ipoti-Ekiti	- do -
26	Orisumbare Community High School, Ijero	- do -
27	Doherty Memorial Grammar School, Ijero	- do -
28	C.A.C. High School, Ijero-Ekiti	- do -
29	Iroko Comprehensive High School, Iroko-Ekiti	- do -
30	Ara Comprehensive High School, Ara-Ekiti	- do -
31	Babatope Memorial Grammar Scholl, Iroko-Ekiti	- do -
32	Ipoti Community High School, Ipoti-Ekiti	- do -
33	Esooba Comprehensive High School, Ikoro-Ekiti	- do -

34	Ilukuno Community High School, Ilukuno-Ekiti	- do -
35	Ekameta Community High School, Epe-Ekiti	- do -
36	Ijero High School, Ijero-Ekiti	- do -
37	Ayetoro/Iloro Community High School, Iloro-Ekiti	- do -
38	Iloro Community High School, Iloro-Ekiti	- do -
	OYE LOCAL GOVERNMENT	
39	Community High School, Ayegbaju-Ekiti	31 <sup>st</sup> August, 2018
40	Community High School, Osin Osin-Ekiti	- do -
41	Community High School, Itaji-Ekiti	- do -
42	Obalatan Community Grammar School, Ilupeju	- do -
43	Oye egbo High School, Oye-Ekiti	- do -
44	St. Augustine Comprehensive High School, Oye-Ekiti	- do -
	IDO-OSI LOCAL GOVERNMENT	
45	Notre Dame High School, Usi-Ekiti	31 <sup>st</sup> August, 2018
46	Osi Community High School, Osi-Ekiti	- do -
47	Methedist Girls High School, Ifaki-Ekiti	- do -
48	Elo High School, Ayetoro-Ekiti	- do -
49	Orin High School, Irin-Ekiti	- do -
50	Ifaki Grammar School, Ifaki-Ekiti	- do -
51	Usi High School, Usi-Ekiti	- do -



52	Oganganmodu Grammar School, Ido-Ekiti	- do -
53	Ekiti Parapo College, Ido-Ekiti	- do -
	MOBA/ILEJEMEJE ZONAL OFFICES	
54	Moba Grammar School, Otun-Ekiti	31 <sup>st</sup> August, 2018
55	Ijesamodu Comprehensive High School, Ijesamodu-Ekiti	- do -
56	Oniyo Grammar School, Eda-Oniyo-Ekiti	- do -
57	Ifelodun Community High School, Igogo-Ekiti	- do -
58	Ilejemeje Community High School, Iye-Ekiti	- do -
59	Aaye Oja Grammar School, Aaye Oja Ekiti	- do -
60	Saliu Adeoti Memorial Grammar School, Otun-Ekiti	- do -
61	Iludun Grammar School, Iludun-Ekiti	- do -
62	Ikosu Grammar School, Ikosu-Ekiti	- do -
63	Igogo Commercial High School, Igogo-Ekiti	- do -
64	Ewu Comprehensive High School, Ewu-Ekiti	- do -
65	Ipere Comprehensive High School, Ipere-Ekiti	- do -
66	Eyemojo Comprehensive High School, Osan-Ekiti	- do -
	ARAMOKO ZONAL OFFICE	
67	Aramoko District Commercial High School, Aramoko	31 <sup>st</sup> August, 2018
68	Aramoko Community Grammar School, Aramoko	- do -
69	C.A.C. Grammar School, Efon	- do -

70	Community High School, Okemesi –Ekiti	- do -
71	Efon High School, Efon-Alaaye	- do -
72	Ikogosi Grammar School, Ikogosi-Ekiti	- do -
73	Ile-Ona Community High School, Aramoko-Ekiti	- do -
74	Ipole/Iloro Community High School, Ipole-Ekiti	- do -
75	Erijayan Community High School, Erijayan-Ekiti	- do -
76	Anglican High School, Efon	- do -
	IKOLE ZONAL OFFICE	
77	Egbeoba High Scholl, Ikole-Ekiti	31 <sup>st</sup> August, 2018
78	Fiyinfolu Comprehensive High School, Ayedun-Ekiti	- do -
79	Holy Apostolic High School, Ikole-Ekiti	- do -
80	Ikole City College, Ikole-Ekiti	- do -
81	Odundun High School, Odo Ayedun-Ekiti	- do -
	ILAWE ZONAL OFFICE	
82	Ojorube Grammar School, Ogotun-Ekiti	31 <sup>st</sup> August, 2018
83	United High School, Ilawe-Ekiti	- do -
84	Community High School, Igbara-Odo-Ekiti	- do -
85	Ogotun Unity Secondary School, Ogotun-Ekiti	- do -
86	Omoleye Community High School, Igbara Odo	- do -
87	Ogotun High School, Ogotun-Ekiti	- do -

88	Alarelu Comprehensive High School, Igbara Odo	- do -
89	Corpus Christi College, Ilawe-Ekiti	- do -
	EKITI EAST/GBOYIN ZONAL OFFICE	
90	Ekamefa Community Grammar School, Ilasa-Ekiti	31 <sup>st</sup> August, 2018
91	Aisegba Comprehensive High School, Aisegba-Ekiti	- do -
92	Ile-Owuro High School, Agbado-Ekiti	- do -
93	New Era College, Ode-Ekiti	- do -
94	Omuo Comprehensive High School Omuo-Ekiti	- do -
95	Omuo-Oke Grammar School, Omuo Oke Ekiti	- do -
96	Ifelodun Community Grammar School, Ikun Araromi	- do -
97	Ayo Daramola Grammar School, Ijan-Ekiti	- do -
98	Methodist High School, Egbe-Ekiti	- do -
99	Aisegba Community High School, Aisegba-Ekiti	- do -
100	Methodist High School, Isinbode-Ekiti	- do -
101	Ode High School, Ode-Ekiti	- do -
102	Omuo Ore Secondary School, Omuo-Ekiti	- do -
103	Methodist High School, Isinbode-Ekiti	- do -
104	Ayeteju Comprehensive College, Iro/Ayeteju-Ekiti	- do -
	IKERE BRANCH OFFICE	
105	Annunciation School, Ikere-Ekiti	31 <sup>st</sup> August, 2018



106	St. Louis Grammar School, Ikere-Ekiti	- do -
107	African Church Comprehensive High School, Ikere-Ekiti	- do -
108	Eleyo High School, Ikere-Ekiti	- do -
109	Amoye Grammar School, Ikere-Ekiti	- do -
110	Ikere High School, Ikere-Ekiti	- do -
111	Ajolagun High School, Ikere-Ekiti	- do -
112	Irepodun Community High School, Ikere-Ekiti	- do -
113	A.U.D. Comprehensive High School, Ikere-Ekiti	- do -
114	United Comprehensive High School, Ise-Ekiti	- do -
115	Orun Community Grammar School, Ise-Ekiti	- do -
116	Obada High School, Obada Ise-Ekiti	- do -
117	Ogbese Community High School, Ise-Ekiti	- do -
118	Akinluse Comprehensive High School, Ise-Ekiti	- do -
119	Arinjale Comprehensive High School, Ise-Ekiti	- do -
120	Ise Comprehensive High School, Ise-Ekiti	- do -
121	Adetunji Ajayi Secondary School, Ise-Ekiti	- do -
122	Orija High School, Emure-Ekiti	- do -
123	Ajebandele Community High School, Emure-Ekiti	- do -
124	Ilumoba Community High School, Iluomoba Ekiti	- do -
125	Emure Model High School, Emure-Ekiti	- do -

126	Ijaloke High School, Emure-Ekiti	- do -
127	Eporo High School, Eporo-Ekiti	- do -
128	Oniwe Comprehensive High School, Ilawe-Ekiti	- do -

### OUTSTANDING ACCOUNTS

S/N	NAME OF SCHOOLS	DATE LAST AUDITED
1	Egriri Oke High School, Iyin-Ekiti	31 <sup>st</sup> August, 2016
2	Esure Community High School, Esure-Ekiti	31 <sup>st</sup> August, 2017
3	Oke oro/Iroko Comprehensive High School, Oke Oro	- do -
4	Ijurin Comprehensive High School, Ijurin-Ekiti	31 <sup>st</sup> July, 2016
5	Ayegunle/Temidire Comprehensive High School, Ayegunle	31 <sup>st</sup> June, 2016
6	Isan Secondary School, Isan-Ekiti	31 <sup>st</sup> August, 2017
7	Itapa/Osin Comprehensive High School, Itapa/Osin-Ekiti	31 <sup>st</sup> August, 2017
8	Omu/Ijelu High School, Omu/Ijelu-Ekiti	31 <sup>st</sup> August, 2017
9	A.U.D. High School, Ire-Ekiti	31 <sup>st</sup> August, 2017
10	Ogunnire Comprehensive High School, Ire-Ekit	31 <sup>st</sup> August, 2017
11	Ilupeju High School, Ilupeju-Ekiti	31 <sup>st</sup> August, 2017
12	Ayede Grammar School, Ayede-Ekiti	31 <sup>st</sup> August, 2017
13	Ora Community High School, Ora-Ekiti	31 <sup>st</sup> August, 2016

14	Ojo Ugbole High School, Ugbole-Ekiti	31 <sup>st</sup> August, 2017
15	Ilogbo High School, Ilogbo-Ekiti	31 <sup>st</sup> August, 2017
16	Methodist High School, Aaye-Ekit	31 <sup>st</sup> August, 2017
17	Ifisin Community High School, Ifisin-Ekit	31 <sup>st</sup> August, 2017
18	Epe High School, Epe-Ekiti	31 <sup>st</sup> August, 2017
19	Alamoye Comprehensive High School, Aramoko-Ekiti	31 <sup>st</sup> August, 2017
20	Ajinare High School, Ido-Ile Ekiti	31 <sup>st</sup> August, 2017
21	Apostle Babalola High School, Efon Alaaye	31 <sup>st</sup> August, 2017
22	Erin Ayonigba Comprehensive High School, Erinjiyan	31 <sup>st</sup> August, 2017
23	Edu High School, Erio-Ekit	31 <sup>st</sup> August, 2017
24	Fabunmi Memorial Grammar School, Okemesi-Ekiti	31 <sup>st</sup> August, 2017
25	Okemesi Grammar School, Okemesi-Ekiti	31 <sup>st</sup> August, 2017
26	St. Micheal Catholic School, Efon Alaaye	31 <sup>st</sup> August, 2017
27	AUD High School, Ikole-Ekiti	31 <sup>st</sup> August, 2017
28	Ayebode High School, Ayebode-Ekiti	31 <sup>st</sup> August, 2017
29	Ara Community High School, Ara-Ekiti	31 <sup>st</sup> August, 2017
30	Community High School, Irele-Ekiti	31 <sup>st</sup> August, 2017
31	Community High School, Oke-Ako Ekiti	31 <sup>st</sup> August, 2017
32	Irepodun High School, Ipao-Ekiti	31 <sup>st</sup> August, 2017
33	Ijesa/Isu Comprehensive High School, Ijesa-Isu Ekiti	31 <sup>st</sup> August, 2017



34	Itapaji High School, Itapaji-Ekiti	31 <sup>st</sup> August, 2017
35	Iyemero Community High School, Iyemero-Ekiti	31 <sup>st</sup> August, 2017
36	Odo-Oro High School, Odo Oro-Ekiti	31 <sup>st</sup> August, 2017
37	Orin-Odo High School, Ikole-Ekiti	31 <sup>st</sup> August, 2017
38	St. Mary Anglican Girl's School, Ikole-Ekiti	31 <sup>st</sup> August, 2017
39	Amunu Comprehensive High School, Omuo-Ekiti	31 <sup>st</sup> August, 2017
40	Community Grammar School, Ikota-Ekiti	31 <sup>st</sup> August, 2017
41	Isedo Community High School, Omuo-Oke	31 <sup>st</sup> August, 2017
42	Obedu High School, Isinbode-Ekiti	31 <sup>st</sup> August, 2017
43	Eda-Ile Community High School, Eda-Ile	31 <sup>st</sup> August, 2017
44	Ujilogun High School, Ilupeju-Ijan-Ekiti	31 <sup>st</sup> August, 2017
45	Sola Babalola Memorial High School, Iro-Ekiti	31 <sup>st</sup> August, 2017
46	Ijanmodu Comprehensive High School, Ijan-Ekiti	31 <sup>st</sup> August, 2017

**(UNAUDITED ACCOUNTS)**

**SPECIAL SCHOOLS**

S/N	NAME OF SCHOOLS	DATE LAST AUDITED
1	Government Technical College, Otun-Ekiti	31 <sup>st</sup> August, 2017
2	Government Technical College, Igbara-Odo	31 <sup>st</sup> August, 2017
3	Government Technical College, Ikole-Ekiti	31 <sup>st</sup> August, 2017

**SPECIAL SCHOOL (AUDITED ACCOUNTS)**

S/N	NAME OF SCHOOLS	DATE LAST AUDITED
1	Government College, Ado-Ekiti	31 <sup>st</sup> August, 2018
2	Government College, Efon Alaaye	31 <sup>st</sup> August, 2018
3	Government College, Usi-Ekiti	31 <sup>st</sup> August, 2018
4	School for the Physically Challenged Ido-Ekiti	31 <sup>st</sup> August, 2018
5	School for the Deaf, Ikere-Ekiti	31 <sup>st</sup> August, 2018
6	Government College, Ikere-Ekiti	31 <sup>st</sup> August, 2018
7	Government Science College, Iyin-Ekiti	31 <sup>st</sup> August, 2018
8	School for the Blind, Ikere-Ekiti	31 <sup>st</sup> August, 2018
9	Government College Ayeole	31 <sup>st</sup> August, 2018
10	Government College Oye	31 <sup>st</sup> August, 2018

**WORK IN PROGRESS**

S/N	NAME OF SCHOOLS	DATE LAST AUDITED
1	Amure High School, Ikun Ekiti	2016/2017, 2017/2018
2	Osun Grammer School, Osun Ekiti	2017/2018
3	Erinmope High School, Erinmope Ekiti	2017/2018
4	Odo-Owa Comprehensive High School, Odo Owa EKITI	2017/2018
5	Government Technical College, Ado-Ekiti	2017/2018
6	Government Technical College, Emure Ekiti	2017/2018
7	Government Technical College, Ijero Ekiti	2017/2018

**(UNAUDITED ACCOUNTS)**

**SPECIAL SCHOOLS**

S/N	NAME OF SCHOOLS	DATE LAST AUDITED
1	Government Technical College, Otun-Ekiti	31 <sup>st</sup> August, 2017
2	Government Technical College, Igbara-Odo	31 <sup>st</sup> August, 2017
3	Government Technical College, Ikole-Ekiti	31 <sup>st</sup> August, 2017

**APPENDIX 'D'**

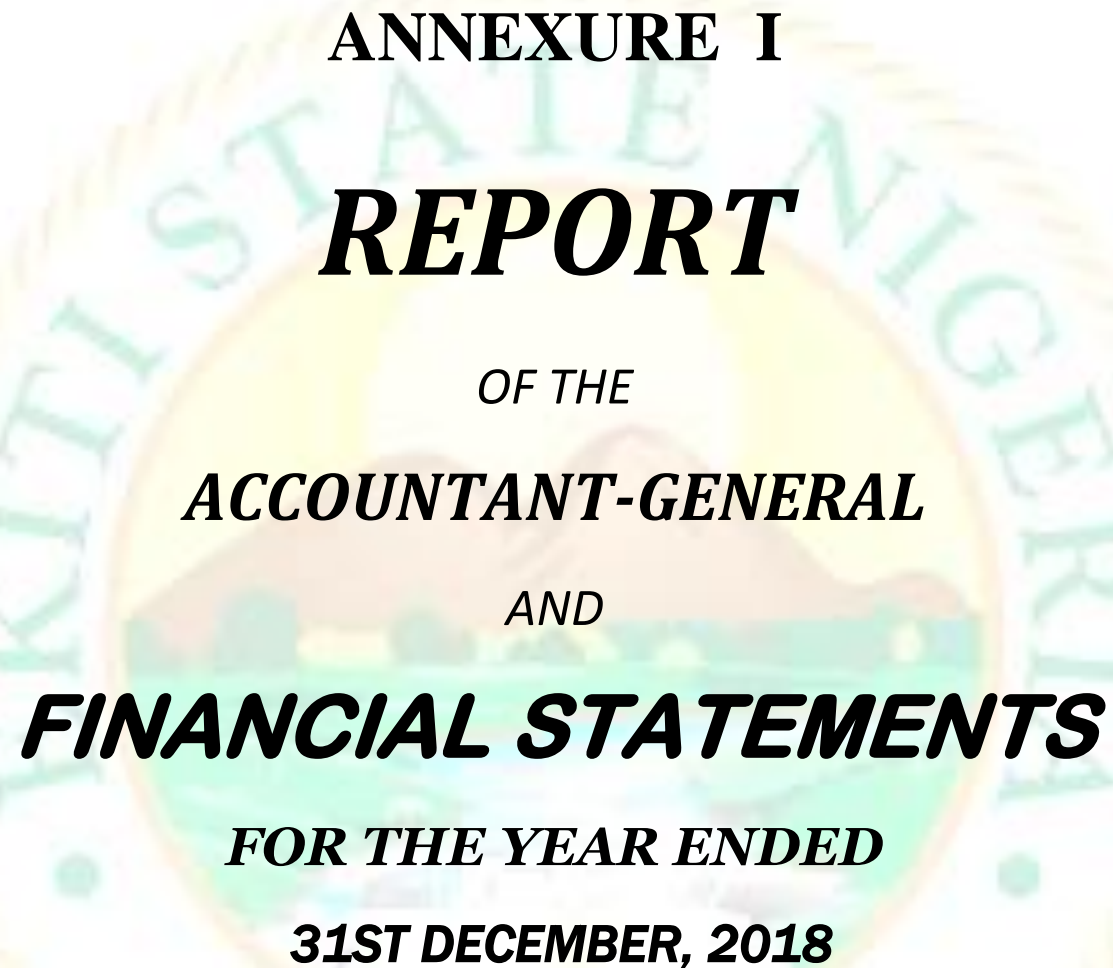


**OFFICE OF THE STATE AUDITOR-GENERAL  
CORPORATIONS AND GOVERNMENT AGENCIES**

<b>CORPORATIONS AND AGENCIES</b>		<b>POSITION OF ACCOUNTS</b>
1.	EDUCATION TRUST FUND	DEC. 2018
2.	BOARD OF INTERNAL REVENUE	DEC. 2018
3.	EKITI STATE LIBRARY BOARD	DEC. 2017
4.	EKITI HOUSING LOANS BOARD	DEC. 2017
5.	PENSION BOARD	DEC. 2017
6.	COLLEGE OF HEALTH SCIENCE & TECHNOLOGY	DEC. 2018
7.	CHRISTIAN PILGRIMS	DEC. 2017
8.	URBAN RENEWAL AGENCY	"
9.	PRIMARY HEALTH CARE DEVELOPMENT	DEC. 2017
10.	DIRECTORATE OF FARM SETTLEMENT	DEC. 2016
11.	EKITI STATE TRAFFIC AGENCIES	DEC. 2018
12.	BROADCASTING SERVICE OF EKITI STATE	DEC. 2014
13.	SACA	DEC.2017
14.	EKITI STATE ELECTRICITY BOARD	DEC. 2012
15.	EKITI SPORTS COUNCIL	DEC. 2015
16.	MUSLIM PILGRIM WELFARE BOARD	DEC. 2016
17.	WASTE MANAGEMENT BOARD	DEC. 2017
18.	STATE EMERGENCY MANAGEMENT AGENCY	DEC. 2018
19.	HOUSING CORPORATION	DEC. 2017
20.	EKITI STATE WATER CORPORATION	DEC 2017
21.	SCHOLARSHIP BOARD	DEC. 2018
22.	ADULT EDUCATION	DEC. 2017
23.	SUBEB	DEC. 2018
24.	CENTRAL MEDICAL STORE	DEC. 2018
25.	FOUNTAIN OF AGRIC & MARKETING AGENCY	DEC 2017
26.	ADP	DEC. 2018



27	COLLEGE OF EDUCATION IKERE.	DEC.2015
28	MICRO CREDIT AGENCY	DEC. 2016
29	EKSU (WORK IN PROGRESS)	DEC. 2016
30.	JOB CREATION	DEC. 2016
31.	FOUNTAIN HOLDINGS CO. LTD	DEC. 2018
32	SCHOOL AGRIC AND ENTERPRISE AGENCY	DEC. 2017
33	BOARD FOR TECHNICAL EDUCATION	DEC. 2017
34	EKITI STATE RURAL WATER	DEC. 2016
35.	STATE INDEPENDENT ELECTORAL COMMISSION	DEC. 2018
36	EKITI STATE COMMUNITY DEVELOPMENT AGENCY	DEC. 2016
37	SEPIP	DEC. 2017
38	MINIRAL RESOURCES DEVELOPMENT AGENCY	DEC. 2018
39.	FISCAL RESPONSIBILITY	DEC. 2016
40	EKITI STATE TEACHING HOSPITAL	DEC. 2016
41.	EKITI HEALTH INSURANCE SCHEME	DEC. 2016
42.	EKITI ENTERPRISE DEVELOPMENT AGENCY	DEC. 2017

The seal of Ekiti State, Nigeria, is a circular emblem. It features a central shield with a landscape scene including a sun, a river, and a bridge. The shield is surrounded by a wreath. The words "EKITI STATE NIGERIA" are inscribed around the perimeter of the seal. At the bottom, a red ribbon banner contains the motto "LAND OF HONOUR".

**ANNEXURE I**

***REPORT***

*OF THE*

***ACCOUNTANT-GENERAL***

*AND*

***FINANCIAL STATEMENTS***

***FOR THE YEAR ENDED***

***31ST DECEMBER, 2018***

**TABLE OF CONTENT**

	Page(s)
1. Report of the Accountant-General.....	3
2. Financial Highlights.....	4
3. Responsibilities of the Accountant-General.....	5
4. Statement of Accounting Policies.....	6
5. Report of the Auditor-General/Audit Certification.....	7
6. Charts .....	8 - 9
7. Statement of Financial Performance.....	10 - 11
8. Statement of Financial Position.....	12 - 13
9. Statement of Cash Flow.....	14 - 13
10. Statement of Change in Net Assets/Equity .....	16
11. Statement of Comparison of Budget and Actual Amount.....	17 -18
12. Notes to the Financial Statements.....	19 -110
15. Annexure I: Budget Size and Performance .....	111
16. Annexure II: Schedule of Bonds Repayments.....	112



## **REPORT OF THE ACCOUNTANT-GENERAL**

I am delighted to present the second transitional Accrual IPSAS Financial Statements of the Ekiti State Government (EKSG) for the Year Ended 31st December, 2018 together with the Auditor's Report on the Financial Statements which include:

- i. Statement of Financial Performance;
- ii. Statement of Financial Position;
- iii. Statement of Change in Net Assets/Equity;
- iv. Statement of Cash Flow; and
- v. Statement of Comparison of Budget and Actual Amounts.

The Financial Statements of EKSG for the year ended 31st December, 2018 have been prepared on an IPSAS Accrual Basis in compliance with International Public Sector Accounting Standards (IPSAS), except Statement of Comparison of Budget and Actual Amounts as permitted by IPSAS 24. The Financial Statements equally complied with Generally Accepted Accounting Principles and Practice (GAAPP) and other Financial Regulations.

The implementation of Accrual Accounting by EKSG will facilitate easy assessment of the financial performance of the State. The Financial Statements depict all expenses whether paid for or not and all revenue whether received or outstanding. Furthermore, it provides useful information on the ability of income streams to adequately cover short and long term liabilities as well as better information on government spending which in turn drives better utilization of government resources.

The Financial Statements fairly reflect the financial position of EKSG as at 31st December, 2018 and its financial performance for financial year under review.

I wish to acknowledge the loyalty and dedication of members of staff of Main Accounts Department and entire staff of Office of the Accountant-General towards the success of this work. I appreciate all Accountants in the Ministries, Departments and Agencies (MDAs) who supplied and defended the data. The support of the State Government for the kind consideration of our request is equally and highly appreciated.



O. O. OWOLABI (MRS) FCNA, FCE, FIICA, ACTI  
FRC/2016/ANAN/00000015218  
ACCOUNTANT-GENERAL/PERMANENT SECRETARY  
EKITI STATE

## **FINANCIAL HIGHLIGHTS**


Operating Surplus for the year was N10,748,897,168.83 while the State made a Net Surplus of N4,338,149,568.44 after adjustment for capital expenditure yet to be recognized in Property, plant and Equipment (PPE) and Public Debt Charges.

Reviewing the year 2018 performance on **Cash Basis** compared to prior year, Recurrent Revenue grew by 17% from N56,791,187,976.54 in 2017 to N66,719,055,756.21 in 2018 while Capital Receipts dropped by 20% from N12,503,926,117.57 in 2017 to N9,997,051,141.08 in 2018. The State Recurrent Expenditure increased by 14% from N58,135,765,434.62 in 2017 to N66,492,183,786.27 in 2018 while a 10% drop from N13,353,306,731.45 in 2017 to N11,966,138,376.61 in 2018 was noted in Capital Expenditure.

During the year, EKSG budgeted N62,781,089,984.71 for Recurrent Expenditure and N45,756,982,828.81 for Capital Expenditure. The actual Recurrent Expenditure was N53,878,549,485.75 while Capital Expenditure was N24,579,772,677.13 representing 86% and 54% performance respectively.

Furthermore, EKSG budgeted N92,417,450,407.84 for Recurrent Revenue and N16,120,622,405.68 for Capital Receipts. The actual Recurrent Revenue was N66,719,055,756.21 while actual Capital Receipt was N9,997,051,141.08 representing 72% and 62% performance respectively.

Details contained in Annexure III.

  
O. O. OWOLABI (MRS) FCNA, FCE, FIICA, ACTI  
FRC/2016/ANAN/00000015218  
ACCOUNTANT-GENERAL/PERMANENT SECRETARY  
EKITI STATE

## **RESPONSIBILITY OF THE ACCOUNTANT-GENERAL**


The Financial Statements have been prepared by the Accountant-General of Ekiti State in accordance with the provision of the Finance (Control and Management) Act 1958 and Cap 144 LFN and PFM Law 2011 as amended. The Financial Statements complied with Generally Accepted Accounting Practice (GAAP) and was prepared on an Accrual Basis in line with the requirement of International Public Sector Accounting Standards (IPSAS), except Statement of Comparison of Budget and Actual Amounts as permitted by IPSAS 24

The Financial Statements were prepared using the General Purpose Financial Statement (GPFS) reporting format approved by the Federal Executive Council of Nigeria (FEC) in 2012. Ekiti State Government has initiated a three-year transition period to achieve full compliance with the requirements of IPSAS 33. This is the second year of adoption of IPSAS Accrual Basis.

The Accountant-General of the State is responsible for establishing and maintaining an adequate system of internal control to provide adequate and reasonable assurance that the transactions reported are recorded accurately and are within statutory authority.

The Accountant-General ensures the integrity and objectivity of the Financial Statements to fairly reflect the financial position and performance of Ekiti State Government and apply suitable accounting policies, prudent judgments and estimate consistently for the preparation of its financial statements.

The Accountant-General further accepts responsibility for the maintenance of accounting records that may be relied upon in the preparation of financial statements as well as adequate system of internal financial control.

  
O. O. OWOLABI (MRS) FCNA, FCE, FIICA, ACTI  
FRC/2016/ANAN/00000015218  
ACCOUNTANT-GENERAL/PERMANENT SECRETARY  
EKITI STATE

## **STATEMENT OF ACCOUNTING POLICIES**

### **BASIS OF PREPARATION**

The GPFS are prepared under IPSAS Accrual Basis of Accounting that recognizes transactions and events occurred whether expenses paid for or not and revenue received or outstanding.

### **BASIS OF MEASUREMENT**

The Financial statements have been prepared on historical cost unless stated otherwise.

### **REPORTING CURRENCY**

The Financial Statements are presented in Nigerian Naira, which is the functional currency of Ekiti State Government.

### **GOING CONCERN**

The Financial Statements have been prepared on a going concern basis.

### **ACCOUNTING PERIODS**

The Accounting year is from 1st January to 31st December.

### **ASSETS AND LIABILITIES**

The State Government had commenced the recognition and valuation of Assets and Liabilities which is expected to be completed over the next Three financial years.

### **FOREIGN CURRENCIES**

Liabilities denominated in foreign currencies are translated to Naira at the prevailing official exchange rate as at 31st December, 2018.





## OFFICE OF THE STATE AUDITOR GENERAL

State Audit Headquarters, P.M.B. 53554, New Secretariat, Ado-Ekiti, Nigeria.  
Tel: 08033784866 E-mail: [ekitistateauditorgeneral@gmail.com](mailto:ekitistateauditorgeneral@gmail.com).

### AUDIT CERTIFICATE

I have examined the Financial Statements of Ekiti State Government as at 31<sup>st</sup> December, 2018 in accordance with section 125 (2) of the Constitution of the Federal Republic of Nigeria, 1999 (as amended). I have obtained information and explanations that I required for my audit.

Ekiti State Government initiated accrual basis IPSAS on 1<sup>st</sup> January, 2017 and elected to adopt transitional exemptions in IPSAS 33 that allows it to apply deemed cost and a transitional period of up to three years. As a result of adopting these transitional exemptions and provisions, the Ekiti State Government is not able to make an explicit and unreserved statement about its full compliance with accrual basis IPSASs. These financial statements are therefore referred to as the second transitional IPSAS financial statements of Ekiti State Government.

In my opinion, the Financial Statements and the supporting Accounts give a true and fair view of the State of affairs of Ekiti State Government as at 31<sup>st</sup> December, 2018 subject to further observations in my Reports.

**D. A. Kayode (FCNA, FCFIP, ACTI)**  
**FRC/2014/ANAN/00000010277**  
**Auditor-General, Ekiti State.**

**EKITI STATE OF NIGERIA**  
**STATEMENT OF FINANCIAL PERFORMANCE**  
**FOR THE YEAR ENDED 31ST DECEMBER, 2018**

ACTUAL (2017)		NOTES	ACTUAL 2018	FINAL BUDGET 2018	INITIAL BUDGET 2018	VARIANCE ON FINAL BUDGET
₦			₦	₦	₦	₦
	<b>REVENUE</b>					
25,352,826,448.06	Government Share of FAAC	1	38,019,908,660.69	36,566,274,422.32	32,970,737,571.98	(1,453,634,238.37)
9,059,086,275.64	Government Share of VAT	2	10,214,624,926.44	11,000,000,000.00	10,500,000,000.00	785,375,073.56
9,260,419,701.61	Other Statutory Revenue	3	6,009,175,979.60	21,983,123,267.02	23,000,000,000.00	15,973,947,287.42
4,323,198,137.91	Tax Revenue	5	4,799,846,715.32	4,761,902,886.93	4,624,989,953.83	(37,943,828.39)
7,578,655,906.40	Non-Tax Revenue	5	7,149,308,142.35	8,322,455,014.70	6,800,954,491.04	1,173,146,872.35
841,325,223.37	Other Revenue	6	246,722,381.81	-	-	(246,722,381.81)
75,676,283.55	Aids & Grants	7	54,468,950.00	2,483,694,816.87	2,483,694,816.87	2,429,225,866.87
300,000,000.00	Transfer from other Govt. Entities	8	225,000,000.00	300,000,000.00	-	75,000,000.00
<b>56,791,187,976.54</b>	<b>TOTAL REVENUE (A)</b>		<b>66,719,055,756.21</b>	<b>85,417,450,407.84</b>	<b>80,380,376,833.72</b>	<b>18,698,394,651.63</b>
	<b>EXPENDITURES</b>					
17,871,353,573.49	Salaries and Wages	9	17,238,668,704.27	22,914,272,547.31	20,172,717,614.91	5,675,603,843.04
672,043,094.25	Allowances (Non Regular)	9	426,511,101.47	812,479,644.49	812,479,644.49	385,968,543.02
127,505,487.36	Social Contributions	9	122,395,929.76	250,000,000.00	200,000,000.00	127,604,070.24
6,130,706,419.56	Social Benefits	10	7,493,094,654.36	6,150,048,060.09	4,150,048,060.09	(1,343,046,594.27)
2,324,706,322.61	Overhead Cost	12	2,520,605,780.40	3,608,742,881.90	3,044,892,881.73	1,088,137,101.50

Report of the Accountant-General of Ekiti State for the year ended 31st December, 2018

ACTUAL (2017)		NOTES	ACTUAL 2018	FINAL BUDGET 2018	INITIAL BUDGET 2018	VARIANCE ON FINAL BUDGET
₦			₦	₦	₦	₦
7,106,107,722.90	Transfer to Other Funds (ToF)	13	12,242,456,448.72	12,186,459,903.49	10,809,337,062.76	(55,996,545.23)
14,330,750,804.76	Subvention/Grants/Contributions	14	14,308,928,927.27	16,859,086,947.43	15,320,086,947.43	2,550,158,020.16
309,457,192.65	Depreciation Charges	15	1,563,028,091.13	-	-	(1,563,028,091.13)
75,676,283.55	Project Finance by Aids & Grants	7	54,468,950.00	-	-	(54,468,950.00)
<b>48,948,306,901.13</b>	<b>TOTAL EXPENDITURE (B)</b>		<b>55,970,158,587.38</b>	<b>62,781,089,984.71</b>	<b>54,509,562,211.41</b>	<b>6,810,931,397.33</b>
<b>7,842,881,075.41</b>	<b>Surplus/(Deficit) from Operating Activities C=(A-B)</b>		<b>10,748,897,168.83</b>	<b>22,636,360,423.13</b>	<b>25,870,814,622.31</b>	<b>11,887,463,254.30</b>
	<b>Less:</b>					
3,280,302,211.51	Capital Expenditure	16	1,278,714,615.90	3,910,500,000.00	3,910,500,000.00	2,631,785,384.10
	Gain/(Loss) on Disposal of Assets		-			-
7,088,980,295.39	Public Debt Charges	11	5,132,032,984.49	12,022,863,958.40	12,022,863,958.40	6,890,830,973.91
<b>10,369,282,506.90</b>	<b>Total Non-Operating Revenue/(Expenses) (D)</b>		<b>6,410,747,600.39</b>	<b>15,933,363,958.40</b>	<b>15,933,363,958.40</b>	<b>9,522,616,358.01</b>
						-
<b>(2,526,401,431.49)</b>	<b>NET SURPLUS/(DEFICIT) FOR THE PERIOD (C-D)</b>		<b>4,338,149,568.44</b>	<b>6,702,996,464.73</b>	<b>9,937,450,663.91</b>	<b>2,364,846,896.29</b>

The accounting policies and notes to the accounts form an integral part of these Financial Statements.

**EKITI STATE OF NIGERIA**  
**STATEMENT OF FINANCIAL POSITION**  
**AS AT 31ST DECEMBER, 2018**

	NOTES	31/12/2018	31/12/2018	31/12/2017	31/12/2017
		₦	₦	₦	₦
<b>CURRENT ASSETS</b>					
<b>Current Assets</b>					
Cash and Cash Equivalent	17	11,951,237,961.91		11,384,068,689.98	
Inventories	18	-		-	
Receivables	19	4,039,203,795.48		4,027,411,377.47	
Prepayments/Arrears of Revenue	20	-		-	
<b>TOTAL CURRENT ASSETS (A)</b>			<b>15,990,441,757.39</b>		<b>15,411,480,067.45</b>
<b>NON-CURRENT ASSETS</b>					
Investment (Bond Sinking Fund Account Balance)	21	1,596,112,000.00		2,561,428,000.00	
Property Plant and Equipment (NBV)	22	17,310,868,787.86		3,061,103,388.43	
Work in Progress (PPE)	23	1,577,074,209.00		6,702,443,938.85	
<b>TOTAL NON-CURRENT ASSETS (B)</b>			<b>20,484,054,996.86</b>		<b>12,324,975,327.28</b>
<b>TOTAL ASSETS (C=A+B)</b>			<b>36,474,496,754.25</b>		<b>27,736,455,394.73</b>
<b>LIABILITIES</b>					
<b>Current Liabilities:</b>					
Deposits		-		-	
Unremitted Deductions	24	1,910,930,670.39		1,265,750,692.70	
Payables	25	18,358,501,278.19		17,836,923,855.69	



Report of the Accountant-General of Ekiti State for the year ended 31st December, 2018

	NOTES	31/12/2018	31/12/2018	31/12/2017	31/12/2017
		₦	₦	₦	₦
Accrued Expenses	26	4,047,798,841.15		4,542,696,411.36	
<b>TOTAL CURRENT LIABILITIES (D)</b>			<b>24,317,230,789.73</b>		<b>23,645,370,959.75</b>
<b>Non-Current Liabilities</b>					
Long Term Borrowings: Foreign Loan	27	30,034,529,853.59		20,748,175,056.79	
Long Term Borrowings: Domestic Loan	28	58,067,393,476.56		66,957,961,273.07	
<b>TOTAL NON-CURRENT LIABILITIES (E)</b>			<b>88,101,923,330.15</b>		<b>87,706,136,329.86</b>
<b>TOTAL LIABILITIES (F=D+E)</b>			<b>112,419,154,119.88</b>		<b>111,351,507,289.61</b>
<b>NET ASSETS (G=C-F)</b>			<b><u>(75,944,657,364.36)</u></b>		<b><u>(83,615,051,894.88)</u></b>
<b>NET ASSETS/EQUITY</b>					
Reserves		(80,282,806,932.80)		(81,088,650,463.39)	
Accumulated Surplus/(Deficit)		4,338,149,568.44		(2,526,401,431.49)	
Minority Interest		-		-	
<b>TOTAL NET ASSETS/EQUITY</b>			<b><u>(75,944,657,364.36)</u></b>		<b><u>(83,615,051,894.88)</u></b>

The accounting policies and notes to the accounts form an integral part of these Financial Statements.

**EKITI STATE OF NIGERIA**  
**STATEMENT OF CASH FLOW**  
**FOR THE YEAR ENDED 31ST DECEMBER, 2018**

	2018		2017	
	₦	₦	₦	₦
<b><u>CASH FLOWS FROM OPERATING ACTIVITIES</u></b>				
<b>INFLOWS</b>				
Government Share of FAAC	38,019,908,660.69		25,352,826,448.06	
Government Share of VAT	10,214,624,926.44		9,059,086,275.64	
Other Statutory Revenue	6,009,175,979.60		9,260,419,701.61	
Tax Revenue	4,799,846,715.32		4,323,198,137.91	
Non-Tax Revenue	7,149,308,142.35		7,578,655,906.40	
Other Revenue	246,722,381.81		841,325,223.37	
AID & Grants	54,468,950.00		75,676,283.55	
Transfer from other Government Entities	225,000,000.00		300,000,000.00	
<b>TOTAL INFLOW FROM OPERATING ACTIVITIES (A)</b>		<b>66,719,055,756.21</b>		<b>56,791,187,976.54</b>
<b>OUTFLOWS</b>				
Salaries and Wages	18,450,740,807.59		16,869,696,754.65	
Allowances (Non Regular)	426,511,101.47		672,043,094.25	
Social Contributions	108,000,000.00		63,000,000.00	
Social Benefits	5,271,939,900.09		4,722,405,022.31	
Public Debt Charges	5,325,311,802.76		7,088,980,295.39	
Overhead Cost	2,615,456,299.78		2,229,855,803.23	
Transfer to Other Funds	12,356,054,098.72		6,992,510,072.90	
Subvention/Grants	14,595,378,328.10		14,128,842,756.93	

	2018		2017	
	₦	₦	₦	₦
Expenditure Financed by Aids & Grants	54,468,950.00		75,676,283.55	
<b>TOTAL OUTFLOW FROM OPERATING ACTIVITIES (B)</b>		<b>59,203,861,288.51</b>		<b>52,843,010,083.21</b>
<b>NET CASH FLOW FROM OPERATING ACTIVITIES (C=A-B)</b>		<b>7,515,194,467.70</b>		<b>3,948,177,893.33</b>
<b>CASH FLOWS FROM INVESTING ACTIVITIES</b>				
<b>PURCHASE/CONSTRUCTION OF ASSETS:</b>				
Administrative Sector	(702,532,362.81)		(1,069,777,137.29)	
Economic Sector	(8,348,137,947.10)		(10,754,936,666.68)	
Law and Justice Sector	-		-	
Regional Sector	-		(351,624,183.71)	
Social Service Sector	(2,915,468,066.70)		(1,176,968,743.77)	
<b>NET CASH FLOW FROM INVESTING ACTIVITIES</b>		<b>(11,966,138,376.61)</b>		<b>(13,353,306,731.45)</b>
<b>CASH FLOWS FROM FINANCING ACTIVITIES</b>				
Proceeds from Foreign Loans	9,709,551,141.08		4,008,926,117.57	
Proceeds from Domestic Loans	287,500,000.00		8,495,000,000.00	
Foreign Loans Repayments	(423,196,344.28)		(608,306,460.88)	
Domestic Loans Repayment	(6,865,126,153.48)		(4,684,448,890.53)	
<b>NET CASH FLOW FROM FINANCING ACTIVITIES</b>		<b>2,708,728,643.32</b>		<b>7,211,170,766.16</b>
<b>NET CASH FLOW FROM ALL ACTIVITIES</b>		<b>(1,742,215,265.59)</b>		<b>(2,193,958,071.96)</b>
CASH & ITS EQUIVALENT AS AT 1ST OF JANUARY		13,693,453,227.50		13,578,026,761.94
<b>CASH &amp; ITS EQUIVALENT AS AT 31ST DECEMBER</b>		<b>11,951,237,961.91</b>		<b>11,384,068,689.98</b>

The accounting policies and notes to the accounts form an integral part of these Financial Statements.

**EKITI STATE OF NIGERIA**  
**STATEMENT OF CHANGE IN NET ASSETS/EQUITY**  
**FOR THE YEAR ENDED 31ST DECEMBER, 2018**

	NOTES	REVALUATION RESERVE	TRANSLATION RESERVE	ACCUMULATED SURPLUSES/DEFICITS	TOTAL
		₦	₦	₦	₦
Balance as at 31st December 2017					(83,615,051,894.88)
Change in Accounting Policies					-
<b>Restated Balance</b>					
FIRS unremitted tax liability not recognised in 2017 closing balance		(336,557,636.48)			<b>(336,557,636.48)</b>
Reduction in the restated opening balance of Domestic Debt		2,312,941,643.03			<b>2,312,941,643.03</b>
Deficit on Revaluation of Investment (Bond Sinking Fund Account Balance)	35	(965,316,000.00)			(965,316,000.00)
Additional Opening Cash Balance from MDAs		2,309,384,537.52			2,309,384,537.52
<b>Net surplus/(deficit)for the Period</b>				4,338,149,568.44	
Deficit on Revaluation of Property					
Investment Income not Recognised in the Statement of Financial Performance			-		-
Surplus on Revaluation of Investments					
Increase in Advances not Recognised in the Statement of Financial Performance	34	11,792,418.01			11,792,418.01
<b>Balance as at 31st December 2017</b>				<b>4,338,149,568.44</b>	<b>(80,282,806,932.80)</b>

The accounting policies and notes to the accounts form an integral part of these Financial Statements.



**EKITI STATE OF NIGERIA**  
**STATEMENT OF COMPARISON OF BUDGET AND ACTUAL CASH**  
**FOR THE YEAR ENDED 31ST DECEMBER, 2018**

	ACTUAL AMOUNT	FINAL BUDGET	INITIAL BUDGET	VARIANCE ON FINAL BUDGET	PERFORMANCE
	₦	₦	₦	₦	₦
	A	B	C	D=A-B	A/B%
OPENING BALANCE (A)	13,693,453,227.50	7,000,000,000.00	7,000,000,000.00	(6,693,453,227.50)	195.62
<b>RECEIPTS</b>					
Government Share of FAAC	38,019,908,660.69	36,566,274,422.32	32,970,737,571.98	(1,453,634,238.37)	103.98
Government Share of VAT	10,214,624,926.44	11,000,000,000.00	10,500,000,000.00	785,375,073.56	92.86
Other Statutory Revenue	6,009,175,979.60	21,983,123,267.02	23,000,000,000.00	15,973,947,287.42	27.34
Tax Revenue	4,799,846,715.32	4,761,902,886.93	4,624,989,953.83	(37,943,828.39)	100.80
Non-Tax Revenue	7,149,308,142.35	8,322,455,014.70	6,800,954,491.04	1,173,146,872.35	85.90
Other Revenue	246,722,381.81	-		(246,722,381.81)	-
AID & Grants	54,468,950.00	2,483,694,816.87	2,483,694,816.87	2,429,225,866.87	-
Transfer from other Government Entities	225,000,000.00	300,000,000.00		75,000,000.00	-
Proceeds from Foreign Loans	9,709,551,141.08	13,120,622,405.68	8,231,168,206.50	3,411,071,264.60	74.00
Proceeds from Domestic Loans	287,500,000.00	2,000,000,000.00	2,000,000,000.00	1,712,500,000.00	14.38
Other Capital Receipts		1,000,000,000.00	1,000,000,000.00	1,000,000,000.00	-
<b>TOTAL RECEIPTS (B)</b>	<b>76,716,106,897.29</b>	<b>101,538,072,813.52</b>	<b>91,611,545,040.22</b>	<b>23,821,965,916.23</b>	<b>75.55</b>
<b>TOTAL FUND AVAILABLE C=(A+B)</b>	<b>90,409,560,124.79</b>	<b>108,538,072,813.52</b>	<b>98,611,545,040.22</b>	<b>17,128,512,688.73</b>	<b>83.30</b>

Report of the Accountant-General of Ekiti State for the year ended 31st December, 2018

	ACTUAL AMOUNT	FINAL BUDGET	INITIAL BUDGET	VARIANCE ON FINAL BUDGET	PERFORMANCE
	₦	₦	₦	₦	₦
	A	B	C	D=A-B	A/B%
<b>PAYMENTS</b>					
Salaries and Wages	18,450,740,807.59	22,914,272,547.31	20,172,717,614.91	4,463,531,739.72	80.52
Allowances (Non Regular)	426,511,101.47	812,479,644.49	812,479,644.49	385,968,543.02	52.49
Social Contributions	108,000,000.00	250,000,000.00	200,000,000.00	142,000,000.00	43.20
Social Benefits	5,271,939,900.09	6,150,048,060.09	4,150,048,060.09	878,108,160.00	85.72
Overhead Cost	2,615,456,299.78	3,608,742,881.90	3,044,892,881.73	993,286,582.12	72.48
Transfer to Other Fund	12,356,054,098.72	12,186,459,903.49	10,809,337,062.76	(169,594,195.23)	101.39
Subvention/Grants/Contributions	14,595,378,328.10	16,859,086,947.43	15,320,086,947.43	2,263,708,619.33	86.57
Expenditure Financed by Aids & Grants	54,468,950.00	-	-	(54,468,950.00)	-
Transfer to Other Governmnet Entities	-	-	-	-	-
Purchase/Construction of Assets	11,966,138,376.61	33,734,118,870.41	32,079,118,870.41	21,767,980,493.80	35.47
Public Debt Charges	5,325,311,802.76			-	-
Foreign Loan Repayments	423,196,344.28	12,022,863,958.40	12,022,863,958.40	(590,770,342.12)	104.91
Domestic Loan Repayments	6,865,126,153.48	-	-	-	-
<b>TOTAL PAYMENTS</b>	<b>78,458,322,162.88</b>	<b>108,538,072,813.52</b>	<b>98,611,545,040.22</b>	<b>30,079,750,650.64</b>	<b>72.29</b>
<b>NET RECEIPTS</b>	<b>11,951,237,961.91</b>	-	-	<b>(12,951,237,961.91)</b>	-

**NOTE: The Statement of Comparison of Budget and Actual Amount above is prepared on Cash Basis same as Budget.**

**NOTE 1: STATUTORY ALLOCATION (FAAC)**

MONTH	2018			2017		
	NET RECEIPT	DEDUCTION AT SOURCE	TOTAL	NET RECEIPT	DEDUCTION AT SOURCE	TOTAL
	₦	₦	₦	₦	₦	₦
JANUARY	2,038,318,678.80	969,795,217.11	3,008,113,895.91	280,973,347.42	983,898,524.41	1,264,871,871.83
FEBRUARY	1,966,809,002.78	1,015,534,534.02	2,982,343,536.80	535,193,414.15	1,057,738,417.60	1,592,931,831.75
MARCH	2,106,157,181.11	974,444,490.48	3,080,601,671.59	389,613,321.63	1,016,625,917.60	1,406,239,239.23
APRIL	1,685,294,674.25	974,444,490.48	2,659,739,164.73	615,958,550.73	1,016,625,917.60	1,632,584,468.33
MAY	2,289,077,289.77	1,015,556,990.48	3,304,634,280.25	430,566,186.02	1,057,738,417.60	1,488,304,603.62
JUNE	2,239,962,571.06	974,444,490.48	3,214,407,061.54	749,610,339.39	1,016,625,917.60	1,766,236,256.99
JULY	2,370,489,230.63	974,444,490.48	3,344,933,721.11	2,271,010,249.63	1,016,625,917.60	3,287,636,167.23
AUGUST	2,208,200,221.64	1,018,816,391.94	3,227,016,613.58	1,147,088,868.38	1,023,017,867.53	2,170,106,735.91
SEPTEMBER	2,309,886,189.14	977,703,891.94	3,287,590,081.08	2,134,895,217.27	981,905,367.53	3,116,800,584.80
OCTOBER	2,569,104,304.55	580,507,083.52	3,149,611,388.07	1,398,868,719.47	969,795,217.11	2,368,663,936.58
NOVEMBER	2,779,669,648.61	621,619,583.94	3,401,289,232.55	1,278,821,491.46	1,010,907,717.11	2,289,729,208.57
DECEMBER	2,779,120,929.96	580,507,083.52	3,359,628,013.48	1,998,926,326.11	969,795,217.11	2,968,721,543.22
<b>TOTAL</b>	<b>27,342,089,922.30</b>	<b>10,677,818,738.39</b>	<b>38,019,908,660.69</b>	<b>13,231,526,031.66</b>	<b>12,121,300,416.40</b>	<b>25,352,826,448.06</b>

**NOTE 2: VALUE ADDED TAX**

MONTH	2018			2017		
	NET RECEIPT	DEDUCTION AT SOURCE	TOTAL	NET RECEIPT	DEDUCTION AT SOURCE	TOTAL
	₦	₦	₦	₦	₦	₦
JANUARY	780,612,659.12	-	780,612,659.12	735,176,018.03	-	735,176,018.03
FEBRUARY	895,736,065.14	-	895,736,065.14	676,530,618.81	-	676,530,618.81
MARCH	836,737,857.64	-	836,737,857.64	659,226,431.11	-	659,226,431.11
APRIL	779,829,230.07	-	779,829,230.07	739,095,715.55	-	739,095,715.55
MAY	808,362,251.09	-	808,362,251.09	791,134,091.35	-	791,134,091.35
JUNE	895,997,734.04	-	895,997,734.04	745,893,552.08	-	745,893,552.08
JULY	818,538,881.08	-	818,538,881.08	774,962,894.23	-	774,962,894.23
AUGUST	744,109,070.31	-	744,109,070.31	757,897,032.25	-	757,897,032.25
SEPTEMBER	1,084,058,311.41	-	1,084,058,311.41	811,476,185.67	-	811,476,185.67
OCTOBER	751,795,229.83	-	751,795,229.83	767,824,981.74	-	767,824,981.74
NOVEMBER	974,942,623.58	-	974,942,623.58	840,006,740.55	-	840,006,740.55
DECEMBER	843,905,013.13	-	843,905,013.13	759,862,014.27	-	759,862,014.27
<b>TOTAL</b>	<b>10,214,624,926.44</b>	<b>-</b>	<b>10,214,624,926.44</b>	<b>9,059,086,275.64</b>	<b>-</b>	<b>9,059,086,275.64</b>



**NOTE 3: OTHER STATUTORY ALLOCATION & TRANSFERS (FAAC)**

MONTH	EXCESS CRUDE REFUND	EXCHANGE RATE GAIN	PARIS (NGF) REFUND	FOREX EQUALIZATION	RECOVERED EXCESS BANK CHARGES	PARIS CLUB REFUND	NNPC FUND	TOTAL
	₦	₦	₦	₦	₦	₦	₦	₦
JANUARY	-	168,649,890.16	-	-	12,214,465.67	-	-	180,864,355.83
FEBRUARY	-	-	-	-	-	-	-	-
MARCH	-	-	-	-	4,123,583.57	-	-	4,123,583.57
APRIL	-	-	400,000,746.00	342,738,062.50	-	-	-	742,738,808.50
MAY	-	2,639,083.42	-	-	-	-	61,770,917.02	64,410,000.44
JUNE	-	-	-	-	-	-	-	-
JULY	-	-	-	135,339,716.52	46,120,016.95	-	-	181,459,733.47
AUGUST	-	137,183,167.38	-	-	-	-	65,775,879.83	202,959,047.21
SEPTEMBER	-	898,372.70	-	-	-	-	-	898,372.70
OCTOBER	117,968,648.01	1,523,671.80	-	156,097,517.96	27,738,943.09	-	-	303,328,780.86
NOVEMBER	-	4,444,980.74	-	-	-	-	-	4,444,980.74
DECEMBER	-	5,983,272.48	-	383,692,632.36	-	3,934,272,411.44	-	4,323,948,316.28
<b>TOTAL</b>	<b>117,968,648.01</b>	<b>321,322,438.68</b>	<b>400,000,746.00</b>	<b>1,017,867,929.34</b>	<b>90,197,009.28</b>	<b>3,934,272,411.44</b>	<b>127,546,796.85</b>	<b>6,009,175,979.60</b>

**NOTE 4: FACILITIES REPAYMENT; DEDUCTION AT SOURCE (FAAC)**

MONTH	CONTRACTUAL OBLIGATION	FOREIGN LOAN	NUWSR PROJECT	BOND ISSUANCE PROGRAMME 2	RESTRUCTURING OF COMM. BANK LOAN	FG BAIL OUT	EXCESS CRUDE LOAN	TOTAL
	₦	₦	₦	₦	₦	₦	₦	₦
JANUARY	397,196,808.00	45,608,594.70	-	102,458,000.01	248,153,651.78	86,405,567.03	89,972,595.59	969,795,217.11
FEBRUARY	397,196,808.00	50,235,411.61	41,112,500.00	102,458,000.01	248,153,651.78	86,405,567.03	89,972,595.59	1,015,534,534.02
MARCH	397,196,808.00	50,257,868.07	-	102,458,000.01	248,153,651.78	86,405,567.03	89,972,595.59	974,444,490.48
APRIL	397,196,808.00	50,257,868.07	-	102,458,000.01	248,153,651.78	86,405,567.03	89,972,595.59	974,444,490.48
MAY	397,196,808.00	50,257,868.07	41,112,500.00	102,458,000.01	248,153,651.78	86,405,567.03	89,972,595.59	1,015,556,990.48
JUNE	397,196,808.00	50,257,868.07	-	102,458,000.01	248,153,651.78	86,405,567.03	89,972,595.59	974,444,490.48
JULY	397,196,808.00	50,257,868.07	-	102,458,000.01	248,153,651.78	86,405,567.03	89,972,595.59	974,444,490.48
AUGUST	397,196,808.00	53,517,269.11	41,112,500.00	102,458,000.01	248,153,651.78	86,405,567.03	89,972,595.59	1,018,816,391.52
SEPTEMBER	397,196,808.00	53,517,269.11	-	102,458,000.01	248,153,651.78	86,405,567.03	89,972,595.59	977,703,891.52
OCTOBER	-	53,517,269.11	-	102,458,000.01	248,153,651.78	86,405,567.03	89,972,595.59	580,507,083.52
NOVEMBER	-	53,517,269.11	41,112,500.00	102,458,000.01	248,153,651.78	86,405,567.03	89,972,595.59	621,619,583.52
DECEMBER	-	53,517,269.11		102,458,000.01	248,153,651.78	86,405,567.03	89,972,595.59	580,507,083.52
<b>TOTAL</b>	<b>3,574,771,272.00</b>	<b>614,719,692.21</b>	<b>164,450,000.00</b>	<b>1,229,496,000.12</b>	<b>2,977,843,821.36</b>	<b>1,036,866,804.36</b>	<b>1,079,671,147.08</b>	<b>10,677,818,737.13</b>

**NOTE 5A: INTERNALY GENERATED REVENUE (IGR)**

<b>ECONOMIC CODE</b>	<b>HEAD</b>	<b>DETAILS</b>	<b>ACTUAL</b>	<b>BUDGET</b>	<b>VARIANCE</b>
			<b>₦</b>	<b>₦</b>	<b>₦</b>
		<b>TAX REVENUE</b>			
1201	401	Taxes:			
12010101		Pay AsYou Earn	4,193,406,349.50	3,980,198,948.48	(213,207,401.02)
12010112		Direct Assessment	163,583,025.97	350,000,000.00	186,416,974.03
12010106		Development Levy	21,941,922.74	110,217,012.07	88,275,089.33
12010106		Ekiti Comm Dev. Levy (TREASURY)	79,337,887.67	-	(79,337,887.67)
12010107		Capital Gains Tax	166,803.80	150,000.00	(16,803.80)
12010110		Withholding Tax	261,827,810.78	321,336,926.38	59,509,115.60
		Tax Audit	79,582,914.86		(79,582,914.86)
		<b>TOTAL TAX REVENUE</b>	<b>4,799,846,715.32</b>	<b>4,761,902,886.93</b>	<b>(37,943,828.39)</b>
1202		<b>NON TAX REVENUE</b>			
120204	402	Fees and Fines	1,045,264,627.02	1,951,632,823.82	906,368,196.80
120201	403	Licences	158,264,674.81	152,267,233.60	(5,997,441.21)
120207	404	Earnings and Sales	65,996,569.75	170,266,612.78	104,270,043.03
120208	405	Rent on Govt. Properties	113,825,905.04	23,483,809.67	(90,342,095.37)
120211	406	Government Investment (Dividend)	57,704,169.57	73,087,067.28	15,382,897.71
120213	407	Reimbursement	-	-	-
120212	408	Miscellaneous	1,297,547.98	2,588,501.30	1,290,953.32
120206		Sales of unserviceable assets	-	-	-
	409	Parastatals	5,706,954,648.18	5,949,128,966.25	242,174,318.07
		<b>TOTAL NON-TAX REVENUE</b>	<b>7,149,308,142.35</b>	<b>8,322,455,014.70</b>	<b>1,173,146,872.35</b>
		<b>TOTAL</b>	<b>11,949,154,857.67</b>	<b>13,084,357,901.63</b>	<b>1,135,203,043.96</b>

**NOTE 5B: DETAILS OF NON-TAX REVENUE (IGR)**

ADMIN CODE	MDAs	FUNCTIONAL CODE	ACTUAL	BUDGET	VARIANCE
			₦	₦	₦
	<b>402 FINE AND FEES</b>				
011100100100	GOVERNOR OFFICE ( GAD )	70111		20,385,012.93	20,385,012.93
011100800100	STATE EMERGENCY MANAGEMENT AGENCY (SEMA)	70111			-
011110100100	BUREAU OF SPECIAL PROJECTS	70111	2,000.00		(2,000.00)
011111300100	GOVERNMENT HOUSE PROTOCOL	70111		1,049,301.76	1,049,301.76
011200300100	HOUSE OF ASSEMBLY	70111			-
011200400100	HOUSE OF ASSEMBLY SERVIC COMMISSION	70111		417,700.26	417,700.26
011101000100	BUREAU OF PUBLIC PROCUREMENT (BPP)	70112			-
014000100100	STATE AUDITOR GENERAL OFFICE	70112	220,000.00	727,239.83	507,239.83
014000100300	OFFICE OF THE AUDITOR GENERAL FOR LOCAL GOVERNMENT	70112		6,610,601.10	6,610,601.10
022000100100	MINISTRY OF FINANCE AND ECONOMIC DEVELOPMENT	70112	35,000.00	104,425.06	69,425.06
022000700100	OFFICE OF THE ACCOUNTANT GENERAL	70112	106,630,112.72	1,000,000.00	(105,630,112.72)
022000800100	INTERNAL REVENUE SERVICE	70112	1,750,000.00	25,000,000.00	23,250,000.00
022000800300	EKITI STATE SIGNAGE AND ADVERTISEMENT (IRS)	70112	901,000.00	18,887,431.70	17,986,431.70
011113200100	INTEGRATION & INTER-GOVERNMENTAL AFFAIRS	70122			-
011103500100	EKITI STATE PENSION COMMISSION	70131	1,165,300.00	2,610,626.62	1,445,326.62
012500500100	OFFICE OF ESTABLISHMENT AND TRAINING	70131	6,922,400.00	8,746,400.00	1,824,000.00
014700100100	CIVIL SERVICE COMMISSION	70131	2,329,750.00	716,375.97	(1,613,374.03)
031801100200	JUDICIAL SERVICE COMMISSION	70131			-



Report of the Accountant-General of Ekiti State for the year ended 31st December, 2018

ADMIN CODE	MDAs	FUNCTIONAL CODE	ACTUAL	BUDGET	VARIANCE
			₦	₦	₦
023800400200	SUSTAINABLE DEVELOPMENT GOALS (SDG) OFFICE	70132		9,961,072.70	9,961,072.70
014800100100	STATE INDEPENDENT ELECTORAL COMMISSION	70160	200.00		(200.00)
032600100100	MINISTRY OF JUSTICE	70160	211,950.00	163,925,387.72	163,713,437.72
031800100100	THE JUDICIARY	70330		250,000.00	250,000.00
022200100100	MINISTRY OF COMMERCE, INDUSTRIES AND COOPERATIVES	70411	13,424,263.79	22,500,000.00	9,075,736.21
022200100500	EKITI STATE ENTERPRISES DEVELOPMENT AGENCY	70411			-
022200900100	PETROLEUM PRODUCTS CONSUMER PROTECTION UNIT	70411	20,000.00	3,147,905.25	3,127,905.25
022700100200	BUREAU OF PRODUCTIVITY AND EMPOWERMENT	70412		835,400.52	835,400.52
021500100100	MINISTRY OF AGRICULTURE AND RURAL DEVELOPMENT	70421	25,079,900.00	28,790,000.00	3,710,100.00
021500100200	RURAL DEVELOPMENT	70421			-
021500100300	DIRECTORATE OF FARM SETTLEMENT AND PEASANT FARMER DEVELOPMENT	70421	2,500,950.00	15,663,759.70	13,162,809.70
021510900100	FORESTRY DEPARTMENT	70422	514,000.00	27,000,000.00	26,486,000.00
023305100100	EKITI STATE MINERAL RESOURCES DEVELOPMENT AGENCY	70422	12,150.00	31,327,519.40	31,315,369.40
023100300100	EKITI STATE ELECTRICITY BOARD	70435		322,232.35	322,232.35
023400100100	MINISTRY OF WORKS AND TRANSPORT	70443	3,415,000.00	20,935,524.08	17,520,524.08
023400200100	OFFICE OF SURVEYOR -GENERAL OF THE STATE	70443	17,130,075.00	20,163,759.70	3,033,684.70
022905500100	EKITI STATE TRAFFIC MANAGEMENT AGENCY	70452	4,169,000.00	5,319,483.41	1,150,483.41
012300200100	MINISTRY OF INFORMATION, YOUTH AND SPORT (CIVIC ORIENTATION)	70460	70,000.00	187,673.72	117,673.72
012300300100	BROADCASTING SERVICE OF EKITI STATE	70460			-
053505300100	EKITI STATE WASTE MANAGEMENT BOARD	70510	1,497,100.00	1,421,253.23	(75,846.77)

Report of the Accountant-General of Ekiti State for the year ended 31st December, 2018

ADMIN CODE	MDAs	FUNCTIONAL CODE	ACTUAL	BUDGET	VARIANCE
			₦	₦	₦
053500100100	MINISTRY OF ENVIRONMENT	70560	3,271,530.00	5,221,253.23	1,949,723.23
053501600100	STATE ENVIRONMENTAL PROTECTION AGENCY	70560	4,845,000.00	7,309,754.53	2,464,754.53
025300100100	MINISTRY OF LAND, HOUSING AND URBAN DEVELOPMENT	70610	213,352,015.49	478,240,633.41	264,888,617.92
025301000100	STATE HOUSING CORPORATION	70610			-
025305200100	PLANNING PERMIT AGENCY	70610			-
026000100200	LAND SERVICES	70610			-
025305600100	URBAN RENEWAL AGENCY (CAPITAL URBAN DEVELOPMENT AUTHORITY)	70620		1,044,250.65	1,044,250.65
026100100100	MINISTRY OF PUBLIC UTILITIES	70620	5,503,000.00	6,265,503.88	762,503.88
025210200100	EKITI STATE WATER CORPORATION	70630		50,000.00	50,000.00
025210300100	RURAL WATER SUPPLY AND SANITATION AGENCY	70630		1,500,000.00	1,500,000.00
052100100100	MINISTRY OF HEALTH	70721	2,219,700.00	7,831,879.85	5,612,179.85
052110200100	HOSPITAL MANAGEMENT BOARD	70731	35,291,249.60	118,127,318.94	82,836,069.34
052110200100	PRIMARY HEALTH CARE DEVELOPMENT AGENCY	71090	16,200.00		(16,200.00)
052111300100	CENTRAL MEDICAL STORE	70734			-
053905100100	EKITI STATE SPORT COUNCIL	70810			-
023600100100	BUREAU OF TOURISM, ARTS AND CULTURE	70820	118,000.00	1,357,525.84	1,239,525.84
0505100100100	MINISTRY FOR LOCAL GOVERNMENT AND COMMUNITY DEVELOPMENT	70820	1,272,500.00	3,132,751.94	1,860,251.94
0505100200100	CHIEFTANCY AFFAIRS	70820		1,566,375.97	1,566,375.97
012301300100	GOVERNMENT PRINTING PRESS	70830		678,757.18	678,757.18
051700300100	STATE UNIVERSAL BASIC EDUCATION BOARD	70912	160,000.00	5,265,503.88	5,105,503.88

Report of the Accountant-General of Ekiti State for the year ended 31st December, 2018

ADMIN CODE	MDAs	FUNCTIONAL CODE	ACTUAL	BUDGET	VARIANCE
			₦	₦	₦
051700800100	EKITI STATE LIBRARY BOARD	70960		36,796.30	36,796.30
051705400100	STATE TEACHING SERVICE COMMISSION	70960			-
051705500100	BOARD FOR TECHNICAL AND VOCATIONAL EDUCATION	70960	850,000.00	3,132,751.94	2,282,751.94
051705500200	AGENCY FOR ADULT AND NON-FORMAL EDUCATION	70960		27,694.35	27,694.35
051705600200	EDUCATION TRUST(ENDOWMENT) FUND	70960	280,828,595.42	361,062,661.64	80,234,066.22
051700100100	MINISTRY OF EDUCATION, SCIENCE ND TECHNOLOGY	70970	309,353,185.00	511,375,323.28	202,022,138.28
051400100100	MINISTRY OF WOMEN AFFAIRS, GENDER EMPOWERMENT &SOCIAL WELFARE	71090	183,500.00	400,000.00	216,500.00
	<b>TOTAL FINE AND FEES</b>		<b>1,045,264,627.02</b>	<b>1,951,632,823.82</b>	<b>906,368,196.80</b>
	<b>403 LICENCE</b>				
022000800100	INTERNAL REVENUE SERVICE	70112	146,810,674.81	130,000,000.00	(16,810,674.81)
022000700100	OFFICE OF ACCOUNTANT GENERAL	70112		-	-
021500100100	MINISTRY OF AGRICULTURE AND RURAL DEVELOPMENT	70421	7,490,000.00	17,168,105.69	9,678,105.69
025300100100	MINISTRY OF LAND, HOUSING AND URBAN DEVELOPMENT	70610	10,000.00	1,000,000.00	990,000.00
051400100100	MINISTRY OF WOMEN AFFAIRS, GENDER EMPOWERMENT &SOCIAL WELFARE	71090	3,954,000.00	4,099,127.91	145,127.91
	<b>TOTAL LICENCE</b>		<b>158,264,674.81</b>	<b>152,267,233.60</b>	<b>(5,997,441.21)</b>
	<b>404 EARNING AND SALES</b>				
011200300100	HOUSE OF ASSEMBLY	70111	85,000.00	1,044,250.65	959,250.65
011200400100	HOUSE OF ASSEMBLY SERVICE COMMISSION	70111	145,600.00		(145,600.00)

Report of the Accountant-General of Ekiti State for the year ended 31st December, 2018

ADMIN CODE	MDAs	FUNCTIONAL CODE	ACTUAL	BUDGET	VARIANCE
			₦	₦	₦
022000800100	INTERNAL REVENUE SERVICE	70112	2,500,000.00	8,000,000.00	5,500,000.00
014700100100	CIVIL SERVICE COMMISSION	70131		850,000.00	850,000.00
032600100100	MINISTRY OF JUSTICE	70160	26,000.00	8,500,000.00	8,474,000.00
022200100100	MINISTRY OF COMMERCE, INDUSTRIES AND COOPERATIVES	70411	477,500.00	3,385,012.93	2,907,512.93
021500100200	RURAL DEVELOPMENT	70421			-
021510900100	FORESTRY DEPARTMENT	70422	37,103,027.64	77,778,642.70	40,675,615.06
023100300100	EKITI STATE ELECTRICITY BOARD	70435			-
023400200100	OFFICE OF SURVEYOR -GENERAL OF THE STATE	70443	198,900.00	500,000.00	301,100.00
012300200100	MINISTRY OF INFORMATION, YOUTH AND SPORT (CIVIC ORIENTATION)	70460	10,116.78	161,401.40	151,284.62
053505300100	EKITI STATE WASTE MANAGEMENT BOARD	70510	280,000.00	3,800,000.00	3,520,000.00
025300100100	MINISTRY OF LAND, HOUSING AND URBAN DEVELOPMENT	70610	9,862,944.26	27,000,000.00	17,137,055.74
026000100200	LAND SERVICES	70610			-
025210300100	RURAL WATER SUPPLY AND SANITATION AGENCY	70630	1,312,380.00	1,632,751.94	320,371.94
052110200100	HOSPITAL MANAGEMENT BOARD	70731		2,297,745.72	2,297,745.72
052111300100	CENTRAL MEDICAL STORE	70734	1,321,551.07	4,197,207.05	2,875,655.98
051700300100	STATE UNIVERSAL BASIC EDUCATION BOARD	70912			-
051705400100	STATE TEACHING SERVICE COMMISSION	70960	5,147,250.00	13,575,258.41	8,428,008.41
051705500200	AGENCY FOR ADULT AND NON-FORMAL EDUCATION	70960	184,000.00	625,851.85	441,851.85
051700100100	MINISTRY OF EDUCATION, SCIENCE ND TECHNOLOGY	70970	6,327,700.00	10,750,000.00	4,422,300.00
051400100100	MINISTRY OF WOMEN AFFAIRS, GENDER EMPOWERMENT & SOCIAL WELFARE	71090	158,000.00	200,000.00	42,000.00



Report of the Accountant-General of Ekiti State for the year ended 31st December, 2018

ADMIN CODE	MDAs	FUNCTIONAL CODE	ACTUAL	BUDGET	VARIANCE
			₦	₦	₦
011111300500	CABINET DEPARTMENT GOV. OFFICE	70111	539,600.00	1,000,975.45	461,375.45
022200100600	MULTI PURPOSE CREDIT AGENCY	70411		313,275.19	313,275.19
021502100200	SCHOOL AGRICULTURE AND ENTERPRISE	70422	14,000.00	1,049,301.76	1,035,301.76
021510200300	SERICULTURE DEVELOPMENT PROJECT	70422			-
023600400200	BUREAU OF TOURISM ART AND CULTURE	70820	160,000.00	522,125.32	362,125.32
011103700100	MUSLIM PILGRIM WELFARE BOARD	70840	11,000.00	1,566,375.97	1,555,375.97
011103800100	CHRISTIAN PILGRIM WELFARE BOARD	70840	132,000.00	472,185.79	340,185.79
051705500300	COOPERATIVE DEPARTMENT AND COOPERATIVE COLLEGE, IJERO-EKITI	70960		1,044,250.65	1,044,250.65
	BEAREAU OF PRODUCTIVITY AND EMPOWERMENT				-
	<b>TOTAL EARNING AND SALES</b>		<b>65,996,569.75</b>	<b>170,266,612.78</b>	<b>104,270,043.03</b>
	<b>405 RENT OF GOVERNMENT PROPERTY</b>				
022000700100	OFFICE OF THE ACCOUNTANT GENERAL	70112	105,754,510.00	9,483,809.67	(96,270,700.33)
021500100100	MINISTRY OF AGRICULTURE AND RURAL DEVELOPMENT	70421			-
022905500100	EKITI STATE TRAFFIC MANAGEMENT AGENCY	70452			-
025300100100	MINISTRY OF LAND, HOUSING AND URBAN DEVELOPMENT	70610	8,071,395.04	13,000,000.00	4,928,604.96
051700300100	STATE UNIVERSAL BASIC EDUCATION BOARD	70912		1,000,000.00	1,000,000.00
023400400100	EKITI STATE ROAD MAINTENANCE AGENCY (EKROMA)(PUBLIC WORKS CORPORATION)	70443			-
	<b>TOTAL RENT OF GOVERNMENT PROPERTY</b>		<b>113,825,905.04</b>	<b>23,483,809.67</b>	<b>(90,342,095.37)</b>

Report of the Accountant-General of Ekiti State for the year ended 31st December, 2018

ADMIN CODE	MDAs	FUNCTIONAL CODE	ACTUAL	BUDGET	VARIANCE
			₦	₦	₦
	<b>406 INTEREST AND DIVIDEND</b>				
022000800100	INTERNAL REVENUE SERVICE	70112	7,266,000.00	73,087,067.28	65,821,067.28
022000700100	OFFICE OF THE ACCOUNTANT GENERAL	70112	50,438,169.57		(50,438,169.57)
022200100100	MINISTRY OF COMMERCE, INDUSTRIES AND COOPERATIVES	70411		-	-
021500100200	RURAL DEVELOPMENT	70421			-
	<b>TOTAL INTEREST AND DIVIDEND</b>		<b>57,704,169.57</b>	<b>73,087,067.28</b>	<b>15,382,897.71</b>
	<b>408 MISCELLANEOUS</b>				
011100100100	GOVERNOR OFFICE ( GAD )	70111	8,847.98	500,000.00	491,152.02
022000700100	OFFICE OF THE ACCOUNTANT GENERAL	70112			-
011102100100	EKITI STATE LIAISON OFFICE -LAGOS	70133	444,600.00	1,044,250.65	599,650.65
011102100200	EKITI STATE LIAISON OFFICE -ABUJA	70133	844,100.00	1,044,250.65	200,150.65
	<b>TOTAL MISCELLANEOUS</b>		<b>1,297,547.98</b>	<b>2,588,501.30</b>	<b>1,290,953.32</b>
	<b>409 PARASTATALS</b>				
031801100200	JUDICIAL SERVICE COMMISSION	70131	1,742,060.00	2,668,310.00	926,250.00
031800100100	THE JUDICIARY	70330	12,629,589.50	21,112,253.57	8,482,664.07
023100300100	EKITI STATE ELECTRICITY BOARD	70435	196,700.00	202,418.54	5,718.54
012300300100	BROADCASTING SERVICE OF EKITI STATE	70460	38,683,681.00	108,868,086.10	70,184,405.10
025301000100	STATE HOUSING CORPORATION	70610	34,841,744.42	135,752,584.05	100,910,839.63

Report of the Accountant-General of Ekiti State for the year ended 31st December, 2018

ADMIN CODE	MDAs	FUNCTIONAL CODE	ACTUAL	BUDGET	VARIANCE
			₦	₦	₦
025210200100	EKITI STATE WATER CORPORATION	70630	6,159,223.95	10,245,810.57	4,086,586.62
053905100100	EKITI STATE SPORT COUNCIL	70810	1,142,000.00	1,044,250.65	(97,749.35)
051700800100	EKITI STATE LIBRARY BOARD	70960	88,000.00	419,328.52	331,328.52
021511000100	FOUNTAIN AGRIC MARKETING AGENCY	70421	628,788.00	1,056,564.37	427,776.37
021510200100	AGRICULTURAL DEVELOPMENT PROJECT	70422	84,000.00	749,301.76	665,301.76
052102600100	EKITI STATE UNIVERSITY TEACHING HOSPITAL	70731	603,638,941.00	700,000,000.00	96,361,059.00
052110600100	COLLEGE OF HEALTH TECHNOLOGY	70734	186,628,280.31	200,227,478.69	13,599,198.38
051701800100	COLLEGE OF EDUCATION - IKERE EKITI	70941	634,279,344.00	955,657,315.31	321,377,971.31
051702100100	EKITI STATE UNIVERSITY	70942	4,186,212,296.00	3,811,125,264.12	(375,087,031.88)
	<b>TOTAL PARASTATALS</b>		<b>5,706,954,648.18</b>	<b>5,949,128,966.25</b>	<b>242,174,318.07</b>
	<b>TOTAL NON TAX REVENUE</b>		<b>7,149,308,142.35</b>	<b>8,322,455,014.70</b>	<b>1,173,146,872.35</b>

**NOTE 6: INTREST EARNED, INVESTMENT INCOME AND OTHER REVENUE**

S/NO	DETAILS	2018		
		ACTUAL	BUDGET	VARIANCE
		₦	₦	₦
	<b>INVESTMENT INCOME</b>	-	-	-
	<b>INTEREST EARNED</b>	-	-	-
	<b>OTHER REVENUE:</b>			
1	BAIL OUT REPAYMENT BY JAAC	94,369,459.44	-	(94,369,459.44)
2	SALARY REFUND	42,407,513.55	-	(42,407,513.55)
3	REFUND BY MDAs	109,945,408.82	-	(109,945,408.82)
	<b>TOTAL</b>	<b>246,722,381.81</b>	<b>-</b>	<b>(246,722,381.81)</b>

**NOTE 7: AIDS AND GRANTS**

S/NO	MDAs/DONORS	2018		
		ACTUAL	BUDGET	VARIANCE
		₦	₦	₦
1	MINISTRY OF EDUCATION (UNICEF)	2,910,560.00		
3	PRIMARY HEALTH CARE DEVELOPMENT AGENCY (UNICEF)	51,558,390.00		
	<b>TOTAL</b>	<b>54,468,950.00</b>	<b>-</b>	<b>-</b>

**NOTE 8: TRANSFER FROM LOCAL GOVERNMENTS**

S/NO	DETAILS	2018		
		ACTUAL	BUDGET	VARIANCE
		₦	₦	₦
1	SOCIAL CONTRIBUTION BY JAAC	225,000,000.00	300,000,000.00	75,000,000.00
	<b>TOTAL</b>	<b>225,000,000.00</b>	<b>300,000,000.00</b>	<b>75,000,000.00</b>

**NOTE 9: SALARIES AND WAGES**

S/NO	ADMIN CODE	HEAD	MINISTRIES/DEPARTMENTS/AGENCIES	ACTUAL	BUDGET	VARIANCE
				₦	₦	₦
			<b>ADMINISTRATIVE SECTOR</b>			
1	11100100100	459-0400	GOVERNOR OFFICE ( GAD )	111,208,941.32	146,922,354.30	35,713,412.98
2	011100100200	459-1500	OFFICE OF THE DEPUTY GOVERNOR	40,816,096.93	54,968,843.39	14,152,746.46
3	011100300100	459-5400	EKITI STATE BOUNDARY COMMISSION	8,062,914.70	15,276,507.75	7,213,593.05
4	011100800100	458-1200	STATE EMERGENCY MANAGEMENT AGENCY	15,003,070.79	16,017,042.77	1,013,971.98
5	011101300200	459-5100	POLITICAL AND ECONOMIC AFFAIRS DEPARTMENT.	54,863,577.60	43,048,788.35	(11,814,789.25)
6	011101300200	459-5102	POLITICAL APPOINTEES (P&E)	517,362,863.74	851,641,200.57	334,278,336.83
7	011102100100	459-0900	EKITI STATE LIAISON OFFICE -LAGOS	7,578,136.37	15,525,044.71	7,946,908.34
8	011102100200	459-1000	EKITI STATE LIAISON OFFICE -ABUJA	10,431,570.18	15,945,744.45	5,514,174.27
9	011103700100	459-1900	MUSLIM PILGRIM WELFARE BOARD	8,697,851.92	17,206,254.41	8,508,402.49
10	011103800100	459-1800	CHRISTIAN PILGRIM WELFARE BOARD	12,924,761.69	19,393,964.70	6,469,203.01
11	011104400100	458-1100	MINISTRY OF SPECIAL DUTIES	-	89,559.86	89,559.86
12	011111300100	459-1600	GOVERNMENT HOUSE AND PROTOCOL	126,928,523.71	164,956,503.92	38,027,980.21
13	011111300500	459-3000	CABINET DEPARTMENT GOV. OFFICE	33,055,393.31	49,726,623.59	16,671,230.28
14	011113200100	459-2000	INTEGRATION & INTER-GOVERNMENTAL AFFAIRS	3,983,692.10	18,338,382.48	14,354,690.38
15	011200300100	459-2100	HOUSE OF ASSEMBLY	369,170,659.03	486,770,123.80	117,599,464.77
16	012300100100	457-0100	MINISTRY OF INFORMATION, YOUTH AND SPORTS DEVELOPMENT	100,070,103.81	120,965,562.93	20,895,459.12
17	012300300100	457-0200	BROADCASTING SERVICE OF EKITI STATE	177,680,418.25	194,793,745.32	17,113,327.07
18	012500500100	459-2300	OFFICE OF ESTABLISHMENT AND TRAINING	83,853,132.46	100,000,000.00	16,146,867.54
19	014000100100	459-2800	STATE AUDITOR GENERAL OFFICE	79,249,648.74	97,606,936.31	18,357,287.57
20	014000100100	459-2900	AUDITOR GENERAL FOR LOCAL GOVT.	39,441,358.35	61845153.58	22,403,795.23



Report of the Accountant-General of Ekiti State for the year ended 31st December, 2018

S/NO	ADMIN CODE	HEAD	MINISTRIES/DEPARTMENTS/AGENCIES	ACTUAL	BUDGET	VARIANCE
				₦	₦	₦
21	014700100100	459-3900	CIVIL SERVICE COMMISSION	41,402,317.78	55,883,386.10	14,481,068.32
22	014700300100	459-2700	EKITI STATE LOCAL GOVERNMENT SERVICE COMMISSION	1,162,485.34	1,215,152.04	52,666.70
23	014800100100	459-4100	STATE INDEPENDENT ELECTORAL COMMISSION	62,354,736.66	77,162,154.50	14,807,417.84
			<b>TOTAL ADMINISTRATIVE SECTOR</b>	<b>1,905,302,254.78</b>	<b>2,625,299,029.83</b>	<b>719,996,775.05</b>
			<b>ECONOMIC SECTOR</b>			
24	021500100100	451-0100	MINISTRY OF AGRICULTURE AND RURAL DEVELOPMENT	405,968,032.35	486,162,753.98	80,194,721.63
25	021502100200	455-0200	SCHOOL AGRICULTURE AND ENTERPRISE	7,842,189.33	19,999,603.54	12,157,414.21
26	021510200100	451-0500	AGRICULTURAL DEVELOPMENT PROJECT	159,350,996.94	194,938,383.73	35,587,386.79
27	021511000100	451-0300	FOUNTAIN AGRIC MARKETING AGENCY	22,663,417.93	33,052,135.47	10,388,717.54
28	022000100100	453-0400	MINISTRY OF FINANCE AND ECONOMIC DEVELOPMENT	207,019,449.27	267,874,200.49	60,854,751.22
29	022000800100	459-3800	INTERNAL REVENUE SERVICE	167,246,578.15	206,741,931.00	39,495,352.85
30	022000800300	459-0800	EKITI STATE SIGNAGE AND ADVERTISEMENT (IRS)	317,314.61	2,445,047.19	2,127,732.58
31	022200100100	452-0100	MINISTRY OF COMMERCE, INDUSTRIES AND COOPERATIVES	173,660,069.80	222,127,017.92	48,466,948.12
32	022200100600	454-0300	MULTI PURPOSE CREDIT AGENCY	31,300,755.57	37,662,940.85	6,362,185.28
33	022700500100	454-0200	JOB CREATION AND EMPLOYMENT AGENCY	9,821,312.55	12,046,136.78	2,224,824.23
34	023100300100	454-0600	EKITI STATE ELECTRICITY BOARD	64,989,797.56	82,630,338.68	17,640,541.12
35	023400100100	454-1000	MINISTRY OF WORKS AND TRANSPORT	262,977,191.65	317,106,326.23	54,129,134.58
36	023400200100	458-0500	OFFICE OF SURVEYOR -GENERAL OF THE STATE	23,738,247.39	32,140,950.04	8,402,702.65
37	023400400100	454-1400	EKITI STATE ROAD MAINTENMENT AGENCY (EKROMA)(PUBLIC WORKS CORPORATION)	18,722,382.86	24,363,642.79	5,641,259.93
38	023600400200	453-0100	BUREAU OF TOURISM ART AND CULTURE	62,250,942.42	94,256,913.39	32,005,970.97
39	023800100100	459-3100	MINISTRY OF BUDGET AND ECONOMIC PLANNING	68,323,774.51	93,500,258.52	25,176,484.01
40	023800400100	459-3200	BUREAU OF STATISTICS	24,221,617.12	36,590,538.64	12,368,921.52

Report of the Accountant-General of Ekiti State for the year ended 31st December, 2018

S/NO	ADMIN CODE	HEAD	MINISTRIES/DEPARTMENTS/AGENCIES	ACTUAL	BUDGET	VARIANCE
				₦	₦	₦
41	025210200100	454-0800	EKITI STATE WATER CORPORATION	291,524,002.84	352,394,091.41	60,870,088.57
42	025210300100	454-0900	RURAL WATER SUPPLY AND SANITATION AGENCY	29,777,371.10	39,196,982.83	9,419,611.73
43	025300100100	458-0100	MINISTRY OF LAND, HOUSING AND URBAN DEVELOPMENT	85,067,224.60	136,011,329.50	50,944,104.90
44	025301000100	458-0200	STATE HOUSING CORPORATION	78,447,425.41	106,933,379.46	28,485,954.05
45	025305600100	458-0600	URBAN RENEWAL AGENCY	7,473,352.35	15,140,161.32	7,666,808.97
46	026100100100	454-0500	MINISTRY OF PUBLIC UTILITIES	52,844,893.76	67,359,694.93	14,514,801.17
			<b>TOTAL ECONOMICS SECTOR</b>	<b>2,255,548,340.07</b>	<b>2,880,674,758.69</b>	<b>625,126,418.62</b>
			<b>LAW AND JUSTICE SECTOR</b>			
47	032600100100	459-0100	MINISTRY OF JUSTICE	171,405,940.68	195,110,675.59	23,704,734.91
			<b>TOTAL LAW AND JUSTICE SECTOR</b>	<b>171,405,940.68</b>	<b>195,110,675.59</b>	<b>23,704,734.91</b>
			<b>REGIONAL SECTOR</b>	-	195,110,675.59	195,110,675.59
			<b>TOTAL REGIONAL SECTOR</b>			
			<b>SOCIAL SECTOR</b>			
48	051400100100	457-0600	MINISTRY OF WOMEN AFFAIRS, GENDER EMPOWERMENT & SOCIAL WELFARE	79,215,872.01	148,416,854.42	69,200,982.41
49	051700100100	455-0100	MINISTRY OF EDUCATION, SCIENCE AND TECHNOLOGY	487,850,594.83	684,394,410.66	196,543,815.83
50	051700100100	455-0110	SEPIP (MINISTRY OF EDUCATION)			-
51	051700300100	455-0400	STATE UNIVERSAL BASIC EDUCATION BOARD	352,647,156.98	413,151,693.38	60,504,536.40
52	051700800100	455-0800	EKITI STATE LIBRARY BOARD	11,688,174.45	22,733,344.87	11,045,170.42
53	051702600000	455-1300	NON-TEACHING STAFF (TSC) HQ	135,853,450.28	250,002,392.38	114,148,942.10
54	051705400100	455-0700	STATE TEACHING SERVICE COMMISSION (SECONDARY SCHOOL TEACHERS)	8,012,613,411.06	10,373,789,428.89	2,361,176,017.83
55	051705500100	455-0500	BOARD FOR TECHNICAL AND VOCATIONAL EDUCATION	85,964,713.93	121,822,874.60	35,858,160.67
56	051705500200	455-0600	AGENCY FOR ADULT AND NON-FORMAL EDUCATION	38,545,712.90	57,698,059.11	19,152,346.21

Report of the Accountant-General of Ekiti State for the year ended 31st December, 2018

S/NO	ADMIN CODE	HEAD	MINISTRIES/DEPARTMENTS/AGENCIES	ACTUAL	BUDGET	VARIANCE
				₦	₦	₦
57	051705600100	455-0300	STATE SCHOLARSHIP BOARD	14,044,366.99	20,150,607.26	6,106,240.27
58	051705600200	455-0900	EDUCATION TRUST(ENDOWMENT) FUND	15,335,924.03	20,663,026.03	5,327,102.00
59	052100100100	456-0100	MINISTRY OF HEALTH	286,622,551.62	350,831,773.53	64,209,221.91
60	052100300100	456-0400	PRIMARY HEALTHCARE DEVELOPMENT AGENCY	16,975,668.60	25,653,967.64	8,678,299.04
61	052110200100	456-0600	HOSPITAL MANAGEMENT BOARD	2,300,510,535.88	2,804,248,066.63	503,737,530.75
62	052111300100	456-0500	CENTRAL MEDICAL STORE	17,749,672.95	18,324,172.63	574,499.68
63	053500100100	458-0700	MINISTRY OF ENVIRONMENT	149,994,405.52	170,011,280.10	20,016,874.58
64	053501600100	458-0900	STATE ENVIRONMENTAL PROTECTION AGENCY	14,123,291.62	27,582,287.19	13,458,995.57
65	053505300100	458-1000	EKITI STATE WASTE MANAGEMENT BOARD	20,521,400.76	27,150,951.11	6,629,550.35
66	053905100100	457-0500	EKITI STATE SPORT COUNCIL	52,855,328.12	78,480,056.59	25,624,728.47
67	0505100100100	459-1300	MINISTRY FOR LOCAL GOVERNMENT, COMMUNITY DEVELOPMENT AND CHIEFTANCY AFFAIRS-STATE	58,278,429.54	84,367,426.29	26,088,996.75
			<b>TOTAL SOCIAL SECTOR</b>	<b>12,151,390,662.07</b>	<b>15,699,472,673.31</b>	<b>3,548,082,011.24</b>
			<b>PERSONEL COST SUMMARY</b>			
			ADMINISTRATION SECTOR	1,905,302,254.78	2,625,299,029.83	719,996,775.05
			ECONOMIC SECTOR	2,255,548,340.07	2,880,674,758.69	625,126,418.62
			LAW AND JUSTICE SECTOR	171,405,940.68	195,110,675.59	23,704,734.91
			REGIONAL SECTOR	-	-	-
			SOCIAL SECTOR	12,151,390,662.07	15,699,472,673.31	3,548,082,011.24
			<b>TOTAL (A)</b>	<b>16,483,647,197.60</b>	<b>21,400,557,137.42</b>	<b>4,916,909,939.82</b>
			CORPERS ALLOWANCE	37,582,160.70	52,474,134.44	14,891,973.74

Report of the Accountant-General of Ekiti State for the year ended 31st December, 2018

S/NO	ADMIN CODE	HEAD	MINISTRIES/DEPARTMENTS/AGENCIES	ACTUAL	BUDGET	VARIANCE
				₦	₦	₦
			REPATRIATION	2,461,879.77	15,314,221.42	12,852,341.65
			LOCUM / INTERN		972,121.63	972,121.63
			LEAVE BONUS (2016)	714,977,466.20	1,444,954,932.40	729,977,466.20
			STATE HEALTH INSURANCE SCHEME (SHIS)		-	-
			CHRISTMAS BONUS		-	-
			<b>TOTAL (B)</b>	<b>755,021,506.67</b>	<b>1,513,715,409.89</b>	<b>758,693,903.22</b>
			<b>GRAND TOTAL (A+B)</b>	<b>17,238,668,704.27</b>	<b>22,914,272,547.31</b>	<b>5,675,603,843.04</b>

**NOTE 9B: RURAL AND CORE SUBJECT ALLOWANCE FOR TEACHERS**

1	051700100100	455-0110	SEPIP (MINISTRY OF EDUCATION)	4,145,247.73	22,303,040.79	18,157,793.06
2	051700300100	455-0410	SEPIP (SUBEB)	108,158,543.81	203,744,932.94	95,586,389.13
3	051705400100	455-0710	SEPIP (TSC)	313,172,383.28	584,431,670.76	271,259,287.48
4	051705500100	455-0510	SEPIP (BTVE)	1,034,926.65	2,000,000.00	965,073.35
			<b>TOTAL</b>	<b>426,511,101.47</b>	<b>812,479,644.49</b>	<b>385,968,543.02</b>

**NOTE 9C: SOCIAL CONTRIBUTIONS**

1		430014	5% CONTRIBUTION TO REDEEMABLE RETIREMENT FUND ACCOUNT		100,000,000.00	100,000,000.00
2		434016	10% CONTRIBUTION TO RETIREMENT SAVINGS FUND ACCOUNT	122,395,929.76	150,000,000.00	27,604,070.24
			<b>TOTAL</b>	<b>122,395,929.76</b>	<b>250,000,000.00</b>	<b>127,604,070.24</b>

**NOTE 9D: PERSONNEL ANALYSIS**

MONTH	CIVIL SERVAT		SECONADRY SCHOOLS TEACHERS		POLITICAL APPOINTEES		TOTAL	
	NUMBER	AMOUNT (N)	NUMBER	AMOUNT (N)	NUMBER	AMOUNT (N)	NUMBER	AMOUNT (N)
JANUARY	10706	678,850,963.67	9356	682,623,711.31	136	64,561,248.37	20198	1,426,035,923.35
FEBRUARY	10767	681,618,233.30	9341	679,889,310.45	136	64,307,118.15	20244	1,425,814,661.90
MARCH	10751	694,053,733.55	9322	676,535,139.15	133	51,224,381.74	20206	1,421,813,254.44
APRIL	10732	686,315,181.49	9291	672,660,377.82	132	51,194,348.25	20155	1,410,169,907.56
MAY	10708	672,098,576.54	9268	670,654,500.39	131	62,229,780.36	20107	1,404,982,857.29
JUNE	10205	647,460,554.99	9238	665,941,651.00	69	29,771,166.47	19512	1,343,173,372.46
JULY	10190	653,898,648.88	9219	670,629,484.23	67	28,983,700.07	19476	1,353,511,833.18
AUGUST	10164	645,378,889.78	9197	667,080,995.51	67	28,983,700.07	19428	1,341,443,585.36
SEPTEMBER	10134	642,857,714.27	9174	660,546,367.08	67	28,983,700.07	19375	1,332,387,781.42
OCTOBER	10109	640,980,221.81	9120	656,751,139.28	68	28,926,005.58	19297	1,326,657,366.67
NOVEMBER	10157	673,839,250.94	9101	654,932,137.09	91	28,621,741.72	19349	1,357,393,129.75
DECEMBER	10123	645,318,953.57	9083	654,368,597.75	96	40,575,972.88	19302	1,340,263,524.20
<b>TOTAL</b>		<b>7,962,670,922.79</b>		<b>8,012,613,411.06</b>		<b>508,362,863.73</b>		<b>16,483,647,197.58</b>



**NOTE 10: SOCIAL BENEFITS**

HEAD	DETAILS	2018			2017
		ACTUAL	BUDGET	VARIANCE	ACTUAL
		₦	₦	₦	₦
434001	PENSION	4,728,073,542.25	5,100,000,000.00	371,926,457.75	4,347,945,875.15
434002	GRATUITY	2,765,021,112.11	1,000,000,000.00	(1,765,021,112.11)	1,782,760,544.41
434017	PENSION/MAINTENANCE FOR PAST POLITICAL OFFICE HOLDERS (GOVS. & DEP. GOVS.)	-	50,048,060.09	50,048,060.09	-
	<b>TOTAL</b>	<b>7,493,094,654.36</b>	<b>6,150,048,060.09</b>	<b>(1,343,046,594.27)</b>	<b>6,130,706,419.56</b>

**NOTE 11: PUBLIC DEBT CHARGES**

HEAD	DETAILS	2018			2017
		ACTUAL	BUDGET	VARIANCE	ACTUAL
		₦	₦	₦	₦
434003	LEGAL CHARGES	65,000,000.00	550,000,000.00	485,000,000.00	60,550,000.00
434003	FORENSIC CONSULTANCY	236,210,068.33	11,472,863,958.40	6,597,354,321.84	
434005	FOREIGN LOAN INTEREST CHARGES	191,523,347.93			
434005	DOMESTIC LOAN INTEREST CHARGES	4,639,299,568.23			7,028,430,295.39
	<b>TOTAL</b>	<b>5,132,032,984.49</b>	<b>12,022,863,958.40</b>	<b>7,082,354,321.84</b>	<b>7,088,980,295.39</b>

**NOTE 13: OVERHEAD COST (BY SECTORS)**

S/NO	ADMIN CODE	HEAD	MINISTRIES/DEPARTMENTS/AGENCIES	ACTUAL	BUDGET	VARIANCE
				₦	₦	₦
			<b>ADMINISTRATIVE SECTOR</b>			
1	011100100100	459-0400	GOVERNOR OFFICE ( GAD )	17,879,919.96	20,000,000.00	2,120,080.04
2	011100100101	459-1001	EKITI STATE GOVERNORS LODGE, ABUJA	2,640,000.00	7,937,277.06	5,297,277.06
3	011100100200	459-1500	OFFICE OF THE DEPUTY GOVERNOR	133,254,682.00	147,406,574.05	14,151,892.05
4	011100100201	459-1002	EKITI STATE DEPUTY GOVERNORS LODGE, ABUJA	1,200,000.00	3,401,690.17	2,201,690.17
5	011100200101	459-1606	OFFICE OF THE SPECIAL ADVISER GOVERNORS OFFICE (GH&P)	-	2,535,586.89	2,535,586.89
6	011100200118	459-0410	OFFICE OF PRIVATE SECRETARY TO GOVERNOR (GH&P)	-	1,020,507.05	1,020,507.05
7	011100300100	459-5400	EKITI STATE BOUNDARY COMMISSION	1,100,000.00	2,551,267.63	1,451,267.63
8	011100300200	459-5901	BOUNDARY TECHNICAL COMMITTEE(D-GOV)	-	5,669,483.62	5,669,483.62
9	011100800100	458-1200	STATE EMERGENCY MANAGEMENT AGENCY (SEMA)	600,000.00	1,700,845.09	1,100,845.09
10	011101000100	459-0700	BUREAU OF PUBLIC PROCUREMENT (BPP)	2,150,000.00	5,303,380.34	3,153,380.34
11	011101000200	459-3108	STATE PROJECTS MONITORING AND EVALUATION OFFICE	1,100,000.00	4,000,000.00	2,900,000.00
12	011101000300	459-5902	PROJECT EVALUATION COMMITTEE	825,000.00	1,700,845.09	875,845.09
13	011101000400	459-3300	PROJECT MONITORING COMMITTEE	2,200,000.00	3,500,000.00	1,300,000.00
14	011101300100	459-0500	SECRETARY TO THE STATE GOVERNMENT (SSG)	15,693,600.00	20,000,000.00	4,306,400.00
15	011101300200	459-5100	POLITICAL AND ECONOMIC AFFAIRS DEPARTMENT.	3,840,000.00	6,803,380.34	2,963,380.34
16	011101300300	459-5107	ECONOMIC AND PARASTATALS (P & E)	1,200,000.00	1,632,811.28	432,811.28
17	011101300400	459-1200	POLITICAL AND INTER-PARTY AFFAIRS (P & E)	1,200,000.00	3,551,267.63	2,351,267.63
18	011101300700	459-5101	NIREC (P & E)	1,050,000.00	2,041,014.10	991,014.10
19	011102000100	459-5000	EKITI STATE STOMACH INFRASTRUCTURE AGENCY	800,000.00	5,669,483.62	4,869,483.62
20	011102100100	459-0900	EKITI STATE LIAISON OFFICE -LAGOS	5,720,000.00	10,123,042.31	4,403,042.31
21	011102100200	459-1000	EKITI STATE LIAISON OFFICE -ABUJA	14,366,760.00	17,455,049.56	3,088,289.56

Report of the Accountant-General of Ekiti State for the year ended 31st December, 2018

S/NO	ADMIN CODE	HEAD	MINISTRIES/DEPARTMENTS/AGENCIES	ACTUAL	BUDGET	VARIANCE
				₦	₦	₦
22	011102100300	459-1100	EKITI STATE LIAISON OFFICE -AKURE	240,000.00	3,000,000.00	2,760,000.00
23	011103400200	459-4500	BUREAU OF TRANSFORMATION AND STRATEGY	5,500,000.00	8,633,295.83	3,133,295.83
24	011103500100	459-2600	EKITI STATE PENSION COMMISSION/BOARD	17,600,000.00	18,000,000.00	400,000.00
25	011103500100	459-2600	EKITI STATE PENSION COMMISSION (ACTUARIAL VALUATION)	-	50,000,000.00	50,000,000.00
26	011103700100	459-1900	MUSLIM PILGRIM WELFARE BOARD	440,000.00	2,000,000.00	1,560,000.00
27	011103800100	459-1800	CHRISTIAN PILGRIM WELFARE BOARD	400,000.00	2,000,000.00	1,600,000.00
28	011104800100	459-0101	EKITI STATE CITIZENS RIGHTS	400,000.00	1,000,000.00	600,000.00
29	011110500100	459-1700	OFFICE OF THE CHIEF OF STAFF	2,620,359.96	3,500,000.00	879,640.04
30	011110500101	459-3902	APPOINTMENT DEPARTMENT (CSC)	1,200,000.00	1,800,000.00	600,000.00
31	011111100100	452-0200	PUBLIC-PRIVATE PARTNERSHIP	700,000.00	1,530,760.58	830,760.58
32	011111300100	459-1600	GOVERNMENT HOUSE PROTOCOL	1,067,450,000.00	1,500,000,000.00	432,550,000.00
33	011111300400	459-1614	MAINTENANCE OF GOVERNORS LODGE	-	3,061,521.15	3,061,521.15
34	011111300500	459-3001	MAINTENANCE OF EXCO CHAMBERS	2,784,800.00	3,061,521.15	276,721.15
35	011111300500	459-3000	CABINET DEPARTMENT GOV. OFFICE	14,641,000.00	16,328,112.82	1,687,112.82
36	011111400100	459-1609	CHIEF PRESS SECRETARY/ SA MEDIA	1,824,000.00	7,000,000.00	5,176,000.00
37	011113200100	459-2000	INTEGRATION & INTER-GOVERNMENTAL AFFAIRS	3,600,000.00	4,401,690.17	801,690.17
38	011200300100	459-2100	HOUSE OF ASSEMBLY	507,400,000.00	550,000,000.00	42,600,000.00
39	011200400100	459-2200	HOUSE OF ASSEMBLY SERVIC COMMISSION	6,000,000.00	17,000,000.00	11,000,000.00
40	12300100100	457-0102	MINISTRY OF INFORMATION, YOUTH AND SPORT (CIVIC ORIENTATION)	4,400,000.00	6,803,380.34	2,403,380.34
41	012300300100	457-0200	BROADCASTING SERVICE OF EKITI STATE	40,588,842.94	3,000,000.00	(37,588,842.94)
42	012301300100	457-0300	GOVERNMENT PRINTING PRESS	-	1,500,000.00	1,500,000.00
43	012400700100	458-1102	EKITI STATE FIRE SERVICE	2,200,000.00	4,803,380.34	2,603,380.34
44	012500100100	459-0600	OFFICE OF THE HEAD OF SERVICE	10,200,000.00	20,000,000.00	9,800,000.00

Report of the Accountant-General of Ekiti State for the year ended 31st December, 2018

S/NO	ADMIN CODE	HEAD	MINISTRIES/DEPARTMENTS/AGENCIES	ACTUAL	BUDGET	VARIANCE
				₦	₦	₦
45	012500100200	459-3901	PERSONNEL DEPARTMENT (CSC)	1,200,000.00	1,800,000.00	600,000.00
46	012500500100	459-2300	OFFICE OF ESTABLISHMENT AND TRAINING	98,513,200.00	150,000,000.00	51,486,800.00
47	012500500200	459-2302	ESTABLISHMENT AND MANAGEMENT SERVICES DEPT. (ESTABS)	2,000,000.00	3,000,000.00	1,000,000.00
48	012500500300	459-2304	PENSIONS DEPARTMENT (ESTABS)	840,000.00	2,500,000.00	1,660,000.00
49	012500500400	459-2305	STAFF MATTERS AND INDUSTRIAL RELATIONS DEPARTMENT (ESTABS)	1,000,000.00	2,500,000.00	1,500,000.00
50	012500500500	459-2306	TRAINING AND MANPOWER DEPARTMENT (ESTABS)	1,000,000.00	3,500,000.00	2,500,000.00
51	012500500600	459-2400	STAFF DEVELOPMENT CENTRE (ESTABS)	1,000,000.00	6,000,000.00	5,000,000.00
52	012500500700	459-2500	STAFF HOUSING LOANS BOARD (ESTABS)	550,000.00	1,700,000.00	1,150,000.00
53	012500500800	459-2307	PEER REVIEW FORUM FOR HEAD OF SERVICE AND PERMANENT SECRETARIES (ESTABS)	3,000,000.00	5,000,000.00	2,000,000.00
54	012500600100	459-0601	PUBLIC SERVICE COORDINATING UNIT (HOS)	2,280,000.00	3,061,521.15	781,521.15
55	014000100100	459-2800	STATE AUDITOR GENERAL OFFICE	10,950,000.00	13,606,760.68	2,656,760.68
56	014000100300	459-2805	AUDITING OF ALL SECONDARY SCHOOL	3,600,000.00	6,000,000.00	2,400,000.00
57	014000100300	459-2900	OFFICE OF THE AUDITOR GENERAL FOR LOCAL GOVERNMENT	7,250,000.00	8,338,967.23	1,088,967.23
58	014700100100	459-3900	CIVIL SERVICE COMMISSION	16,000,000.00	22,088,450.85	6,088,450.85
59	014700200100	459-4600	CIVIL SERVICE TRANSFORMATION	1,540,000.00	2,551,267.63	1,011,267.63
60	014700300100	459-2700	EKITI STATE LOCAL GOVERNMENT SERVICE COMMISSION	-	-	-
61	014000100200	459-2803	MONITORING AND SPECIAL AUDIT DEPARTMENT	1,300,000.00	2,000,000.00	700,000.00
62	011103500200	459-2601	PENSION TRANSITION ARRANGEMENT DEPARTMENT (PTAD)	2,860,000.00	8,000,000.00	5,140,000.00
63	022700600200	459-5601	HUMAN CAPITAL DEVELOPMENT	500,000.00	2,000,000.00	1,500,000.00
64	011101000101	459 -070	SUPERVISION AND MONITORING OF PROJECT (BPP)	3,300,000.00	5,500,000.00	2,200,000.00
65	014800100100	459-4100	STATE INDEPENDENT ELECTORAL COMMISSION	11,000,000.00	14,000,000.00	3,000,000.00
			<b>TOTAL ADMINISTRATIVE SECTOR</b>	<b>2,066,692,164.86</b>	<b>2,765,574,135.75</b>	<b>698,881,970.89</b>
			<b>ECONOMIC SECTOR</b>			

Report of the Accountant-General of Ekiti State for the year ended 31st December, 2018

S/NO	ADMIN CODE	HEAD	MINISTRIES/DEPARTMENTS/AGENCIES	ACTUAL	BUDGET	VARIANCE
				₦	₦	₦
66	021500100100	451-0100	MINISTRY OF AGRICULTURE AND RURAL DEVELOPMENT	4,362,500.00	8,000,000.00	3,637,500.00
67	021500100200	451-1100	RURAL DEVELOPMENT	1,772,000.00	3,968,638.53	2,196,638.53
68	021500100300	451-0200	DIRECTORATE OF FARM SETTLEMENT AND PEASANT FARMER DEVELOPMENT	600,000.00	2,834,741.81	2,234,741.81
69	021502100200	455-0200	SCHOOL AGRICULTURE AND ENTERPRISE	600,000.00	1,524,608.46	924,608.46
70	021510200100	451-0500	AGRICULTURAL DEVELOPMENT PROJECT	5,635,000.00	7,000,000.00	1,365,000.00
71	021510200200	451-0600	FADAMA PROJECT	450,000.00	2,000,000.00	1,550,000.00
72	021510200400	459-5900	STATE COMMITTEE ON FOOD AND NUTRITION (UNICEF ASSISTED)	550,000.00	5,653,802.88	5,103,802.88
73	021510900100	458-0800	FORESTRY DEPARTMENT	320,000.00	2,000,000.00	1,680,000.00
74	021511000100	451-0300	FOUNTAIN AGRIC MARKETING AGENCY	1,320,000.00	4,800,000.00	3,480,000.00
75	022000100100	453-0400	MINISTRY OF FINANCE AND ECONOMIC DEVELOPMENT	55,073,500.00	60,000,000.00	4,926,500.00
76	022000200100	453-0403	DEBT MANAGEMENT OFFICE	2,760,000.00	3,401,690.17	641,690.17
77	022000300100	459-3104	BUDGET DEPARTMENT	2,970,000.00	6,500,000.00	3,530,000.00
78	022000400100	453-0405	EXPENDITURE DEPARTMENT	4,200,000.00	5,669,483.62	1,469,483.62
79	022000500100	453-0406	STATE FINANCES DEPARTMENT	3,000,000.00	5,669,483.62	2,669,483.62
80	022000100300	459-5903	STATE FISCAL EFFICIENCY UNIT	3,000,000.00	5,000,000.00	2,000,000.00
81	022000600100	459-5200	CENTRAL INTERNAL AUDIT OFFICE	8,120,000.00	10,000,000.00	1,880,000.00
82	022000700100	459-3600	OFFICE OF THE ACCOUNTANT GENERAL	42,028,000.00	48,016,901.70	5,988,901.70
83	022000700200	459-3602	MAIN ACCOUNTS DEPARTMENT (AG's OFFICE)	3,000,000.00	5,000,000.00	2,000,000.00
84	022000700800	459-3608	FUND MANAGEMENT (AG's OFFICE)	2,900,000.00	3,000,000.00	100,000.00
85	022000700300	459-3601	CENTRAL PAY OFFICE	2,015,000.00	5,000,000.00	2,985,000.00
86	022000700400	459-3603	PROJECT FINANCE MANAGEMENT UNIT (PFMU)	720,000.00	2,834,741.81	2,114,741.81
87	022000700500	459-3604	IPSAS STEERING COMMITTEE	1,440,000.00	5,000,000.00	3,560,000.00
88	022000700600	459-3606	STATE INTEGRATED FINANCIAL MANAGEMENT INFORMATION SYSTEM (SIFMIS)	2,550,000.00	5,000,000.00	2,450,000.00



Report of the Accountant-General of Ekiti State for the year ended 31st December, 2018

S/NO	ADMIN CODE	HEAD	MINISTRIES/DEPARTMENTS/AGENCIES	ACTUAL	BUDGET	VARIANCE
				₦	₦	₦
89	022000700700	459-3607	MANAGEMENT SERVICE DEPT. (AG)	2,400,000.00	5,000,000.00	2,600,000.00
90	022000800100	459-3800	INTERNAL REVEUNE SERVICE	74,981,579.63	150,000,000.00	75,018,420.37
91	022000800200	459-3109	SUSTAINABLE IGR COMMITTEE	3,080,000.00	6,123,042.31	3,043,042.31
92	022200100100	452-0100	MINISTRY OF COMMERCE, INDUSTRIES AND COOPERATIVES	4,500,000.00	7,071,173.79	2,571,173.79
93	022200100200	459-3101	MULTI LATERAL DEPARTMENT	440,000.00	4,500,000.00	4,060,000.00
94	022200100300	453-0401	STATE REVENUE AND INVESTMENT COMMITTEE	2,040,000.00	3,571,774.68	1,531,774.68
95	022200100500	453-0700	EKITI STATE ENTERPRISES DEVELOPMENT AGENCY	1,540,000.00	3,834,741.81	2,294,741.81
96	022200100600	454-0300	MULTI PURPOSE CREDIT AGENCY	1,100,000.00	3,000,000.00	1,900,000.00
97	022200900100	459-4200	PETROLEUM PRODUCTS CONSUMER PROTECTION UNIT	275,000.00	2,000,000.00	1,725,000.00
98	022700100200	454-0100	BUREAU OF PRODUCTIVITY AND EMPOWERMENT	1,200,000.00	3,968,638.53	2,768,638.53
99	022700500100	454-0200	JOB CREATION AND EMPLOYMENT AGENCY	1,320,000.00	3,834,741.81	2,514,741.81
100	022700600100	459-3500	STATE GOVERNANCE AND CAPACITY BUILDING	600,000.00	2,500,000.00	1,900,000.00
101	022800700100	459-1503	BUREAU OF INFORMATION, COMMUNICATION AND TECHNOLOGY (ICT)	1,861,200.00	4,000,000.00	2,138,800.00
102	022905300100	454-1200	DEPARTMENT OF PUBLIC TRANSPORTATION	572,000.00	1,466,182.38	894,182.38
103	022905500100	454-1100	EKITI STATE TRAFFIC MANAGEMENT AGENCY	2,200,000.00	3,061,521.15	861,521.15
104	023100300100	454-0600	EKITI STATE ELECTRICITY BOARD	34,853,068.00	40,000,000.00	5,146,932.00
105	023305100100	452-0300	EKITI STATE MINERAL RESOURCES DEVELOPMENT AGENCY	1,000,000.00	3,000,000.00	2,000,000.00
106	023305100200	452-0102	MINERAL RESOURCES AND ENVIRONMENTAL COMMITTEE	1,000,000.00	3,000,000.00	2,000,000.00
107	023400100100	454-1000	MINISTRY OF WORKS AND TRANSPORT	3,264,000.00	9,071,173.79	5,807,173.79
108	023400200100	458-0500	OFFICE OF SURVEYOR -GENERAL OF THE STATE	600,000.00	3,000,000.00	2,400,000.00
109	023400400100	454-1400	EKITI STATE ROAD MAINTENMENT AGENCY (EKROMA)	3,080,000.00	5,102,535.26	2,022,535.26
110	023600100100	453-0300	TOURISM DEVELOPMENT AGENCY	1,500,000.00	3,551,267.63	2,051,267.63
111	023600400100	453-0200	COUNCIL FOR ART AND CULTURE	1,400,000.00	3,675,709.49	2,275,709.49

Report of the Accountant-General of Ekiti State for the year ended 31st December, 2018

S/NO	ADMIN CODE	HEAD	MINISTRIES/DEPARTMENTS/AGENCIES	ACTUAL	BUDGET	VARIANCE
				₦	₦	₦
112	023600400200	453-0100	BUREAU OF TOURISM ART AND CULTURE	1,400,000.00	3,551,267.63	2,151,267.63
113	023800100100	459-3100	MINISTRY OF BUDGET AND ECONOMIC PLANNING	5,280,000.00	10,205,070.51	4,925,070.51
114	023800100200	459-3105	BUDGET MONITORING COMMITTEE	2,736,250.00	5,000,000.00	2,263,750.00
115	023800100300	459-3112	BUDGET TRACKING AND AUTOMATION	550,000.00	6,000,000.00	5,450,000.00
116	023800100400	459-3116	HOME GROWN SCHOOL FEEDING (MB&EP)	1,233,000.00	2,000,000.00	767,000.00
117	023800100500	459-3103	DEVELOPMENT PLANNING AND STRATEGY COMMITTEE (MB&EP)	309,375.00	2,500,000.00	2,190,625.00
118	023800100600	459-3102	ECONOMIC DEVELOPMENT COUNCIL (MB&EP)	825,000.00	6,000,000.00	5,175,000.00
119	023800400100	459-3200	BUREAU OF STATISTICS	1,400,000.00	5,000,000.00	3,600,000.00
120	023800400200	459-3400	MILLENNIUM DEVELOPMENT GOALS (MDG) OFFICE	926,500.00	1,700,845.09	774,345.09
121	023800400300	459-3401	CGS TO LGAS TRACK (MDG)	2,200,000.00	2,551,267.63	351,267.63
122	023800400400	459-3402	DEVELOPMENT RELATIONS (MDGS)	600,000.00	1,020,507.05	420,507.05
123	025000100100	459-4000	FISCAL RESPONSIBILITY COMMISSION	2,100,000.00	5,669,483.62	3,569,483.62
124	025000100200	453-0402	FISCAL COMMITTEE SECRETARIAT	10,800,000.00	12,854,647.97	2,054,647.97
125	025210200100	454-0800	EKITI STATE WATER CORPORATION	4,500,000.00	10,000,000.00	5,500,000.00
126	025210300100	454-0900	RURAL WATER SUPPLY AND SANITATION AGENCY	660,000.00	3,000,000.00	2,340,000.00
127	025300100100	458-0100	MINISTRY OF LAND, HOUSING AND URBAN DEVELOPMENT	3,900,000.00	9,071,173.79	5,171,173.79
128	025300100200	458-0102	PHYSICAL PLANNING AND DEVELOPMENT MATTERS (MINISTRY OF LANDS)	600,000.00	2,000,000.00	1,400,000.00
129	025301000100	458-0200	STATE HOUSING CORPORATION	1,416,893.50	5,000,000.00	3,583,106.50
130	025305200100	458-0300	PLANNING PLANNING PERMIT AGENCY	720,000.00	2,000,000.00	1,280,000.00
131	025305600100	458-0600	URBAN RENEWAL AGENCY (CAPITAL URBAN DEVELOPMENT AUTHORITY)	900,000.00	2,737,930.42	1,837,930.42
132	026100100100	454-0500	MINISTRY OF PUBLIC UTILITIES	8,772,000.00	20,000,000.00	11,228,000.00
133	23100300200	454-0601	MONITORING OF GOVT. HOUSE PREMISES/TOWN ELECT.	550,000.00	3,000,000.00	2,450,000.00
134	026100100200	459-4300	UTILITY SERVICE DEPARTMENT	1,100,000.00	6,000,000.00	4,900,000.00

Report of the Accountant-General of Ekiti State for the year ended 31st December, 2018

S/NO	ADMIN CODE	HEAD	MINISTRIES/DEPARTMENTS/AGENCIES	ACTUAL	BUDGET	VARIANCE
				₦	₦	₦
135	023800100300	459-3115	ACTIVITIES OF THE NATIONAL CASH TRANSFER OFFICE	550,000.00	2,000,000.00	1,450,000.00
136	052100100200	459-3114	DEVELOPMENT PARTNERS AND AIDS COORDINATION (MBEP)	550,000.00	3,000,000.00	2,450,000.00
137	022000300100	459-3113	MEDIUM TERM EXPENDITURE FRAMEWORK	1,100,000.00	4,000,000.00	2,900,000.00
			<b>TOTAL ECONOMIC SECTOR</b>	<b>349,871,866.13</b>	<b>618,068,788.94</b>	<b>268,196,922.81</b>
			<b>SOCIAL SECTOR</b>			
138	051305100100	457-0400	YOUTH DEVELOPMENT	1,540,000.00	2,551,267.63	1,011,267.63
139	051305200100	459-3110	YOUTH EMPLOYMENT AND SOCIAL SUPPORT OPERATION (YESSO)	825,000.00	5,000,000.00	4,175,000.00
140	051400100100	457-0600	MINISTRY OF WOMEN AFFAIRS, GENDER EMPOWERMENT & SOCIAL WELFARE	5,000,000.00	10,037,277.06	5,037,277.06
141	051400200200	457-0700	WOMEN DEVELOPMENT CENTRE, IGEDE-EKITI (WOMENT AFFAIRS)	74,250.00	566,948.36	492,698.36
142	051405500100	457-0601	STATE CHILD'S RIGHT IMPLEMENTATION AND MONITORING COMMITTEE (WOMEN AFFAIRS)	755,750.00	1,530,760.58	775,010.58
143	051700100100	455-0100	MINISTRY OF EDUCATION, SCIENCE AND TECHNOLOGY	3,200,000.00	7,000,000.00	3,800,000.00
144	051700300100	455-0400	STATE UNIVERSAL BASIC EDUCATION BOARD	20,483,500.00	36,000,000.00	15,516,500.00
145	051700800100	455-0800	EKITI STATE LIBRARY BOARD	1,800,000.00	3,000,000.00	1,200,000.00
146	051700900100	455-0106	MONITORING OF PUBLIC SCHOOLS	1,200,000.00	2,721,352.14	1,521,352.14
147	051705400100	455-0700	STATE TEACHING SERVICE COMMISSION	13,200,000.00	20,000,000.00	6,800,000.00
148	051705500100	455-0500	BOARD FOR TECHNICAL AND VOCATIONAL EDUCATION	400,000.00	1,700,000.00	1,300,000.00
149	051705500200	455-0600	AGENCY FOR ADULT AND NON-FORMAL EDUCATION	440,000.00	1,700,000.00	1,260,000.00
150	051705500300	452-0101	COOPERATIVE DEPARTMENT AND COOPERATIVE COLLEGE, IJERO-EKITI	900,000.00	1,700,845.09	800,845.09
151	051705600100	455-0300	STATE SCHOLARSHIP BOARD	440,000.00	3,401,690.17	2,961,690.17
152	051705600200	455-0900	EDUCATION TRUST(ENDOWMENT) FUND	1,200,000.00	2,551,267.63	1,351,267.63
153	052100100100	456-0100	MINISTRY OF HEALTH	2,000,000.00	9,000,000.00	7,000,000.00
154	052100200100	456-0103	SHIC (MINISTRY OF HEALTH)	500,000.00	2,000,000.00	1,500,000.00

Report of the Accountant-General of Ekiti State for the year ended 31st December, 2018

S/NO	ADMIN CODE	HEAD	MINISTRIES/DEPARTMENTS/AGENCIES	ACTUAL	BUDGET	VARIANCE
				₦	₦	₦
155	052100100400	456-0104	MAINTENANCE OF HEALTH DATA BANK	500,000.00	2,000,000.00	1,500,000.00
156	052100100200	456-0700	EKITI STATE AIDS CONTROL AGENCY	1,800,000.00	3,061,521.15	1,261,521.15
157	052100300100	456-0400	PRIMARY HEALTHCARE DEVELOPMENT AGENCY	2,420,000.00	6,000,000.00	3,580,000.00
158	052110200100	456-0600	HOSPITAL MANAGEMENT BOARD	2,900,000.00	8,504,225.43	5,604,225.43
159	052110200200	456-0602	MEDICAL MISSION (HMB)	550,000.00	2,000,000.00	1,450,000.00
160	052111300100	456-0500	CENTRAL MEDICAL STORE	506,000.00	1,500,000.00	994,000.00
161	053500100100	458-0700	MINISTRY OF ENVIRONMENT	4,560,000.00	7,000,000.00	2,440,000.00
162	053501600100	458-0900	STATE ENVIRONMENTAL PROTECTION AGENCY	600,000.00	1,700,845.09	1,100,845.09
163	053505300100	458-1000	EKITI STATE WASTE MANAGEMENT BOARD	3,488,333.41	7,754,627.37	4,266,293.96
164	053505500100	458-0701	MONTHLY SANITATION EXERCISE	3,500,000.00	5,803,380.34	2,303,380.34
165	053905100100	457-0500	EKITI STATE SPORT COUNCIL	2,900,000.00	7,000,000.00	4,100,000.00
166	0505100100100	459-1300	MINISTRY FOR LOCAL GOVERNMENT, COMMUNITY DEVELOPMENT AND CHIEFTANCY AFFAIRS-STATE	1,600,000.00	6,000,000.00	4,400,000.00
167	0505100100100	459-1301	COMMUNITY DEVELOPMENT	600,000.00	1,585,460.29	985,460.29
168	0505100200100	459-1400	CHIEFTANCY AFFAIRS	2,400,000.00	3,968,638.53	1,568,638.53
169	0514000100200	457-0607	GOVT. PUPILS IN CHILDREN HOME NUR/PRY SCHOOL	600,000.00	3,000,000.00	2,400,000.00
170	0517005400200	455-0701	TEACHING SERVICE COMMISSION LOANS BOARD	500,000.00	2,000,000.00	1,500,000.00
171	0517003000101	455-0401	SUBEB STAFF HOUSING LOANS BOARD	500,000.00	2,000,000.00	1,500,000.00
172	0505100300100	459-1401	EKITI STATE COUNCIL OF OBAS	10,968,416.00	14,000,000.00	3,031,584.00
			<b>TOTAL SOCIAL SECTOR</b>	<b>94,851,249.41</b>	<b>195,340,106.86</b>	<b>100,488,857.45</b>
			<b>REGIONAL SECTOR</b>			
173	045102100200	459-4400	SERVE-EKS	880,000.00	1,530,760.58	650,760.58
174	045102100300	459-4401	SERVE-EKS STEERING COMMITTEE	110,000.00	510,253.53	400,253.53

Report of the Accountant-General of Ekiti State for the year ended 31st December, 2018

S/NO	ADMIN CODE	HEAD	MINISTRIES/DEPARTMENTS/AGENCIES	ACTUAL	BUDGET	VARIANCE
				₦	₦	₦
			<b>TOTAL REGIONAL SECTOR</b>	<b>990,000.00</b>	<b>2,041,014.11</b>	<b>1,051,014.11</b>
			<b>LAW AND JUSTICE SECTOR</b>			
175	032600100100	459-0100	MINISTRY OF JUSTICE	5,600,000.00	7,205,070.51	1,605,070.51
176	032600700200		NEWLY CREATED MDAs	-	10,813,765.73	10,813,765.73
177	032600700200	459-5700	OFFICE OF PUBLIC DEFENDER	1,500,500.00	5,200,000.00	3,699,500.00
178	032600700300	459-0103	PUBLIC COMPLAINT COMMISSION	500,000.00	2,000,000.00	1,500,000.00
179	012500100300	459-0415	GOVERNMENT ASSET UNIT	600,000.00	2,500,000.00	1,900,000.00
			<b>TOTAL LAW AND JUSTICE SECTOR</b>	<b>8,200,500.00</b>	<b>27,718,836.24</b>	<b>17,618,336.24</b>
			<b>SUMMARY</b>			
			<b>ADMINISTRATIVE SECTOR</b>	<b>2,066,692,164.86</b>	<b>2,765,574,135.75</b>	<b>698,881,970.89</b>
			<b>ECONOMIC SECTOR</b>	<b>349,871,866.13</b>	<b>618,068,788.94</b>	<b>268,196,922.81</b>
			<b>SOCIAL SECTOR</b>	<b>94,851,249.41</b>	<b>195,340,106.86</b>	<b>100,488,857.45</b>
			<b>REGIONAL SECTOR</b>	<b>990,000.00</b>	<b>2,041,014.11</b>	<b>1,051,014.11</b>
			<b>LAW AND JUSTICE SECTOR</b>	<b>8,200,500.00</b>	<b>27,718,836.24</b>	<b>17,618,336.24</b>
			<b>TOTAL</b>	<b>2,520,605,780.40</b>	<b>3,608,742,881.90</b>	<b>1,086,237,101.50</b>



**NOTE 13: TRANSFER TO OTHER FUNDS**

S/NO	ADMIN CODE	HEAD	MINISTRIES/DEPARTMENTS/AGENCIES	ACTUAL	BUDGET	VARIANCE
				₦	₦	₦
			<b>ADMINISTRATIVE SECTOR</b>			
1	012500500100	459-2300	OFFICE OF ESTABLISHMENT AND TRAINING	66,317,100.00	157,340,000.00	91,022,900.00
2	011200400100	459-2200	HOUSE OF ASSEMBLY SERVICE COMMISSION	-	20,669,483.62	20,669,483.62
3	012300100100	457-0100	MINISTRY OF INFORMATION, SOCIAL DEVELOPMENT, SPORTS AND CULTURE	-	20,441,502.49	20,441,502.49
4	011100100100	459-0400	GENERAL ADMINISTRATION DEPARTMENT	187,562,500.00	338,754,232.64	151,191,732.64
5	011101300200	459-5100	POLITICAL AND ECONOMIC AFFAIRS DEPARTMENT	433,753,623.85	1,110,389,672.35	676,636,048.50
6	011100800100	458-1200	EKITI STATE EMERGENCY MANAGEMENT AGENCY(SEMA)	11,500,000.00	20,000,000.00	8,500,000.00
7	011200300100	459-2100	HOUSE OF ASSEMBLY	23,000,078.00	221,775,662.59	198,775,584.59
8	014000100100	459-2800	STATE AUDITOR-GENERAL'S OFFICE	2,462,500.00	20,000,000.00	17,537,500.00
9	014000100300	459-2900	STATE AUDITOR-GENERAL FOR LOCAL GOVERNMENT	340,000.00	5,000,000.00	4,660,000.00
10	011103800100	459-1800	CHRISTIAN PILGRIMS BOARD	-	20,000,000.00	20,000,000.00
11	011103700100	459-1900	MUSLIM PILGRIMS BOARD	-	20,000,000.00	20,000,000.00
12	014700100100	459-3900	CIVIL SERVICE COMMISSION	5,100,000.00	6,000,000.00	900,000.00
13	011103400200	459-4500	OFFICE OF PUBLIC DEFENDER	-	10,000,000.00	10,000,000.00
			<b>TOTAL ADMINISTRATIVE SECTOR</b>	<b>730,035,801.85</b>	<b>1,970,370,553.69</b>	<b>1,240,334,751.84</b>
			<b>ECONOMIC SECTOR</b>			
14	23600400200		BUREAU OF TOURISM, ARTS AND CULTURE		5,000,000.00	5,000,000.00
15	022000100100	453-0400	MINISTRY OF FINANCE	6,585,946,654.33	6,606,674,892.08	20,728,237.75
16	022200100100	453-0700	EKITI STATE ENTERPRISES DEVELOPMENT AGENCY	-	-	-
17	022000700100	459-3600	OFFICE OF THE ACCOUNTANT GENERAL	39,045,000.00	87,092,991.00	48,047,991.00
18	022700500100	454-0200	JOB CREATION AND EMPLOYMENT AGENCY	-	5,669,483.62	5,669,483.62
19	022800700200	459-1504	BUREAU OF COMMUNICATION TECHNOLOGY AND SOCIAL MEDIA	6,000,000.00	8,656,521.64	2,656,521.64

Report of the Accountant-General of Ekiti State for the year ended 31st December, 2018

S/NO	ADMIN CODE	HEAD	MINISTRIES/DEPARTMENTS/AGENCIES	ACTUAL	BUDGET	VARIANCE
				₦	₦	₦
20	023800100100	459-3100	MINISTRY OF BUDGET, ECONOMIC PLANNING AND SERVICE DELIVERY	53,244,350.00	75,009,983.62	21,765,633.62
21	022905500100	454-1100	EKITI STATE TRAFFIC MANAGEMENT AGENCY	19,575,000.00	40,000,000.00	20,425,000.00
22	023800400100	459-3200	BUREAU OF STATISTICS	-	10,000,000.00	10,000,000.00
23	025210200100	454-0800	EKITI STATE WATER CORPORATION	50,000,000.00	100,000,000.00	50,000,000.00
24	025300100100	458-0101	MINISTRY OF LANDS, HOUSING AND URBAN DEVT.	13,200,000.00	16,600,000.00	3,400,000.00
			<b>TOTAL ECONOMIC SECTOR</b>	<b>6,767,011,004.33</b>	<b>6,954,703,871.96</b>	187,692,867.63
			<b>SOCIAL SECTOR</b>			
25	051700100100	455-0100	MINISTRY OF EDUCATION, SCIENCE AND TECHNOLOGY	1,773,171,637.40	1,832,479,846.78	59,308,209.38
26	051705300100	455-0500	BOARD OF TECHNICAL AND VOCATIONAL EDUCATION	9,123,750.00	60,000,000.00	50,876,250.00
27	051705500200	455-0600	AGENCY FOR ADULT AND NON-FORMAL EDUCATION	-	35,169,483.62	35,169,483.62
28	052100100100	456-0100	MINISTRY OF HEALTH	60,000,000.00	80,000,000.00	20,000,000.00
29	051705600100	455-0300	EKITI STATE SCHOLARSHIP BOARD	227,231,145.00	353,577,500.00	126,346,355.00
30	053500100100	458-0700	MINISTRY OF ENVIRONMENT	19,050,000.00	25,000,000.00	5,950,000.00
31	053505300100	458-1000	EKITI STATE WASTE MANAGEMENT BOARD	115,945,500.00	119,556,000.00	3,610,500.00
32	051400100100	457-0600	MINISTRY OF WOMEN AFFAIRS, GENDER EMPOWERMENT & SOCIAL WELFARE	52,334,875.00	130,789,000.00	78,454,125.00
33	051300100100	457-0400	YOUTH DEVELOPMENT	4,200,000.00	12,699,100.00	8,499,100.00
34	053905100200	457-0500	SPORTS COUNCIL	3,000,000.00	19,691,050.50	16,691,050.50
35	051700300100	455-0400	SUBEB	-	2,000,000.00	2,000,000.00
			<b>TOTAL SOCIAL SECTOR</b>	<b>2,264,056,907.40</b>	<b>2,670,961,980.90</b>	406,905,073.50
			<b>REGIONAL SECTOR</b>			
36	045102100200	459-4400	SERVE-EKS	-	-	-
			<b>TOTAL REGIONAL SECTOR</b>	<b>-</b>	<b>-</b>	<b>-</b>

Report of the Accountant-General of Ekiti State for the year ended 31st December, 2018

S/NO	ADMIN CODE	HEAD	MINISTRIES/DEPARTMENTS/AGENCIES	ACTUAL	BUDGET	VARIANCE
				₦	₦	₦
			LAW AND JUSTICE SECTOR			
37		433125	MINISTRY OF JUSTICE	365,595,500.00	590,423,496.94	224,827,996.94
			TOTAL LAW AND JUSTICE SECTOR	365,595,500.00	590,423,496.94	224,827,996.94
			SUMMARY			
			ADMINISTRATIVE SECTOR	730,035,801.85	1,970,370,553.69	1,240,334,751.84
			ECONOMIC SECTOR	6,767,011,004.33	6,954,703,871.96	187,692,867.63
			SOCIAL SECTOR	2,264,056,907.40	2,670,961,980.90	406,905,073.50
			REGIONAL SECTOR	-	-	-
			LAW AND JUSTICE SECTOR	365,595,500.00	590,423,496.94	224,827,996.94
			TOTAL	10,126,699,213.58	12,186,459,903.49	2,059,760,689.91

			DRAWN DOWN FUND (RECURRENT)			
			STATE EDUCATION PROGRAMME INVESTMENT PROJECT (SEPIP)	401,317,661.00		
			YOUTH EMPLOYMENT AND SOCIAL SUPPORT OPERATION (YESSO)	115,291,299.17		
			3RD NATIONAL URBAN WATER SECTOR REFORM PROJECT (3RD NUWRP)	1,570,730,284.04		
			CONDITIONAL CASH TRANSFER	28,417,990.93		
			TOTAL	2,115,757,235.14		
			GRAND TOTAL	12,242,456,448.72		

**NOTE 14: SUBVENTION/GRANTS TO TERTIARY INSTITUTIONS AND PARASTATALS**

S/NO	ADMIN CODE	HEAD	TETIARY INSTITUTIONS/PARASTALTALS	ACTUAL	BUDGET	VARIANCE
				₦	₦	₦
1	012300200100	457-0102	MINISTRY OF INFORMATION, YOUTH AND SPORT (CIVIC ORIENTATION)	5,280,000.00	11,699,924.35	6,419,924.35
2	012400400100	457-0415	NIGERIA SECURITY AND CIVIL DEFENCE CORPS	6,999,996.00	8,164,056.11	1,164,060.11
3	012400400200	459-2303	NIGERIAN LEGION	2,100,000.00	2,700,000.00	600,000.00
4	031800100100	459-0200	THE JUDICIARY	948,216,152.00	1,218,216,870.34	270,000,718.34
5	031801100100	459-0300	JUDICIAL SERVICE COMMISSION	65,191,992.00	110,937,887.83	45,745,895.83
6	051701800100	455-1200	COLLEGE OF EDUCATION - IKERE EKITI	2,744,703,000.00	4,208,921,949.61	1,464,218,949.61
7	051702100100	455-1000	EKITI STATE UNIVERSITY	7,306,212,296.00	7,191,125,264.12	(115,087,031.88)
8	052102600100	456-0300	EKITI STATE UNIVERSITY TEACHING HOSPITAL	2,751,774,736.48	3,200,000,000.00	448,225,263.52
9	052110600100	456-0200	COLLEGE OF HEALTH TECHNOLOGY	432,850,754.79	480,227,478.69	47,376,723.90
10	053905100200	457-0405	EKITI UNITED FOOTBALL CLUB	45,600,000.00	64,600,000.00	19,000,000.00
11	014700300100	434-004	10% IGR CONTRIBUTION TO LOCAL GOVT.	-	362,493,516.38	362,493,516.38
			<b>TOTAL</b>	<b>14,308,928,927.27</b>	<b>16,859,086,947.43</b>	<b>2,550,158,020.16</b>

**NOTE 15: SCHEDULE OF PROPERTY, PLANT AND EQUIPMENT (PPE)**

	LAND & BUILDING	INFRASTRUCTURE	PLANT & MACHINERY	TRANSPORTATION EQUIPMENT	OFFICE EQUIPMENT	FURNITURES & FITTINGS	TOTAL
<b>DEPRECIATION RATE</b>	5%	5%	10%	20%	25%	20%	
	₦	₦	₦	₦	₦	₦	₦
COST AS AT 1/1/18	641,662,390.40	1,723,557,750.13	138,392,326.09	717,334,681.97	79,346,602.50	70,266,830.00	<b>3,370,560,581.09</b>
ADDITION (JAN-DEC)	2,891,436,122.03	10,227,660,686.55	76,708,000.00	540,804,116.09	1,330,950,433.15	745,234,132.74	<b>15,812,793,490.56</b>
DISPOSAL	-	-	-	-	-	-	-
TRANSFER/ ADJUSTMENT	-	-	-	-	-	-	-
<b>COST AS AT 31/12/18</b>	<b>3,533,098,512.43</b>	<b>11,951,218,436.68</b>	<b>215,100,326.09</b>	<b>1,258,138,798.06</b>	<b>1,410,297,035.65</b>	<b>815,500,962.74</b>	<b>19,183,354,071.65</b>
<b>DEPRECIATION:</b>							-
DEPRECIATION AS AT 1/1/18	32,083,119.52	86,177,887.51	13,839,232.61	143,466,936.39	19,836,650.63	14,053,366.00	<b>309,457,192.65</b>
CHARGE FOR THE YEAR	<b>176,654,925.62</b>	<b>597,560,921.83</b>	<b>21,510,032.61</b>	<b>251,627,759.61</b>	<b>352,574,258.91</b>	<b>163,100,192.55</b>	<b>1,563,028,091.14</b>
DISPOSAL	-	-	-	-	-	-	-
TRANSFER/ ADJUSTMENT	-	-	-	-	-	-	-
<b>ACCUMULATED DEP. AS AT 31/12/18</b>	<b>208,738,045.14</b>	<b>683,738,809.34</b>	<b>35,349,265.22</b>	<b>395,094,696.01</b>	<b>372,410,909.54</b>	<b>177,153,558.55</b>	<b>1,872,485,283.79</b>
<b>NET BOOK VALUE (31/12/18)</b>	<b>3,324,360,467.29</b>	<b>11,267,479,627.34</b>	<b>179,751,060.87</b>	<b>863,044,102.05</b>	<b>1,037,886,126.11</b>	<b>638,347,404.19</b>	<b>17,310,868,787.86</b>



**NOTE 16: CAPITAL EXPENDITURE THAT CANNOT BE CLASSIFIED INTO PPE**

S/NO	DETAILS	EXECUTING MDAs	ACTUAL	BUDGET	VARIANCE
			₦	₦	₦
1	Outstanding due to Soft Alliance on the State e-payroll	Accountant General's Office	44,770,442.40	250,000,000.00	205,229,557.60
2	Two years rent for Children Recreation Centre.	Min. of Women Affair	1,600,000.00	5,000,000.00	3,400,000.00
3	2018 International women's day Celebration	Min. of Women Affair	168,000,000.00		
4	Production of Customised Super Print (Ankara)	Min. of Women Affair	60,000,000.00		
5	Provision of Bio-Metric data base for women trade group	Min. of Women Affair	7,750,000.00	320,000,000.00	75,750,000.00
6	Reporting of Gender Based violence prohibition law.	Min. of Women Affair	500,000.00		
7	16-day activism against gender base violence	Min. of Women Affair	8,000,000.00		
8	Updating of Service Management in School under the enhance school data bank (EMIS)	Min. of Education	22,825,000.00	70,000,000.00	47,175,000.00
9	Consultancy to SIEC to conduct pre-election voter's education	EKSIEC	36,000,000.00	-	
10	Litigation arising from Dec. 2017 Local Govt. Election	EKSIEC	10,000,000.00	150,000,000.00	104,000,000.00
11	payment for Howard for survey of six difference job.	Survyeor General	1,500,000.00	11,500,000.00	10,000,000.00
12	Publication of "Ekiti under my watch" by Abidaksidea International Ltd	Govt. House and Protocol	9,800,000.00	20,000,000.00	10,200,000.00
13	Decoration of Government House	Govt. House and Protocol	79,430,954.50		
14	Suspected Lasser fever outbreak	Min. of Health	1,000,000.00	20,000,000.00	19,000,000.00
15	Measles Vaccination campain	Primary Health Care	1,500,000.00	5,000,000.00	3,500,000.00
16	Quaterly Task Force Meeting on Polio Eradication and Routine Immunization	Primary Health Care	300,250.00	1,000,000.00	699,750.00

Report of the Accountant-General of Ekiti State for the year ended 31st December, 2018

17	Effective Implementation of devolution Exercise in the State, by Executive Secretary	Primary Health Care	10,396,320.00	35,000,000.00	24,603,680.00
18	Sensitization programme on comm. Participation Developmnet in all local Govt.	Min. of Local Govt.	12,103,000.00	15,000,000.00	2,897,000.00
19	Fuelling and Maintenance of Street light	Electricity Board	8,628,000.00	100,000,000.00	91,372,000.00
20	Claimant of land Acquired	Housing and Urban Development	12,636,939.00	140,000,000.00	127,363,061.00
21	Printing of Certificate of No Objection and Payment Counterpart fund to EKRUWASSA, STWSP, and Donor Support.	Bureau of Public Procurement	2,000,000.00	3,000,000.00	1,000,000.00
22		Min. of Budget	53,600,000.00		
23	GCC Fund to STWSP	Min. of Budget	20,000,000.00	2,000,000,000.00	1,900,800,000.00
24	Counterpart fund for EKRUWASSA, STWSP donor support	Min. of Budget	17,000,000.00		
25	2017 Counterpart fund for EKRUWASSA	Min. of Budget	6,600,000.00		
26	Compilation And Documentation of 2018 Annual Capital Project Performance Appraisal report	Min. of Budget	2,000,000.00		
27	Cash Assistance to less Privilegde	Bureau of productivity and empowerment	269,408,000.00		
28	Social Security Stipend to beneficiary and Monitoring	Bureau of productivity and empowerment	257,902,300.00	765,000,000.00	84,226,290.00
29	Processing of application of 40,000 Unemployed Youth	Bureau of productivity and empowerment	105,000,000.00		
30	Transportation fare and Logistic to Pensioners	Bureau of productivity and empowerment	48,463,410.00		
	<b>TOTAL</b>		<b>1,278,714,615.90</b>	<b>3,910,500,000.00</b>	<b>2,711,216,338.60</b>

**NOTE 17 : RECONCILED ACCOUNTANT-GENERAL'S CASH BOOK BALANCE AS AT 31ST DECEMBER, 2018**

S/NO	BANK	ACCOUNT NAME	AMOUNT
			₦
1	ACCESS	CAPITAL I	2,053,815.32
2	ACCESS	VAT	363,451,753.65
3	ACCESS	LEGAL FEES	23,993,299.53
4	ACCESS	TRAFFIC CONTROL	1,080,928.74
5	DIAMOND	L.G COMM DEVELOPMENT	1,070,781.29
6	DIAMOND	EKS COMM DEVELOPMENT	1,102,831.23
7	DIAMOND	RESERVE FUND A\C	420,836.73
8	DIAMOND	LEGAL FEES	550,753.58
9	ECO	EKSG RESERVE	164,581,218.23
10	ECO	EKSG SEVERANCE PACKAGE	201,337,657.64
11	ECO	PARIS CLUB REFUND	2,934,271,861.44
12	HERITAGE	COMM DEVELOPMENT	29,739,607.08
13	FCMB	B .S RESPONS. ACCT	97,062.50
14	FCMB	SURE-P	3,303,332.30
15	FCMB	SPECIAL PROJECT	629,501.26
16	FIDELITY	TESCOM	854,156.52
17	FIRST BANK	PLATE NUMBER	9,553,725.20
18	FIRST BANK	Agric Credit Scheme	33,032,651.95
19	GTB	OTHER CHARGES	6,383.76
20	POLARIS	OTHER CHARGES	39,974,646.08
21	POLARIS	CIVIL SERVANT SALARY	21,791,268.22
22	POLARIS	EKSG SPECIAL FUND	6,896,298.33

Report of the Accountant-General of Ekiti State for the year ended 31st December, 2018

S/NO	BANK	ACCOUNT NAME	AMOUNT
			₦
23	POLARIS	FAAC / CRF	121,336,637.05
24	POLARIS	LAPTOP REPAYMENT	2,362,476.62
25	POLARIS	E-PAYROLL	30,367,961.85
26	POLARIS	BACK DUTY ASSES.	19,609.69
27	POLARIS	BOND PROCEED	1,290.83
28	STANBIC	CAPITAL	19,262.04
29	STANBIC	LOCK UP SHOP	3,471,249.24
30	STERLING	RESERVED FUND ACCT	17,649,821.26
31	STERLING	CSS SALARY REFUND	50,158,763.63
32	STERLING	FORESTRY REGENERATION	588,405.50
33	STERLING	TECHNICAL COLL. DEV.	1,375,102.00
34	STERLING	SOCIAL SEC. E-PYMT	21,976,454.00
35	STERLING	SOCIAL SECURITY INITIATIVE	101,872,119.00
36	STERLING	SEPIP	343,215.65
37	STERLING	SECONDARY EDU. DEV.	240,612,472.51
38	STERLING	PRIMARYARY EDU. DEV.	195,909,378.82
39	UBA	CIVIL SERVANT SALARY	4,546,944.04
40	UBA	CAPITAL	424,163.92
41	UBA	OTHER CHARGES	291,936.55
42	UBA	FURNITURE ALLOWANCE	1,021,560.48
43	UBA	CRF	280,756.71
44	UNION	CAPITAL	65,301.59
45	UNION	LAPTOP REPAYMENT	298,164.64
46	UNION	RENT	360,301.50

Report of the Accountant-General of Ekiti State for the year ended 31st December, 2018

S/NO	BANK	ACCOUNT NAME	AMOUNT
			₦
47	UNITY	UNSERVICEABLE VEHICLES	1,221,508.43
48	UNITY	FERTILIZER	2,998,989.98
49	UNITY	CAPITAL	-
50	WEMA	CAPITAL	3,463,993.66
51	WEMA	CAPITAL DEV. FUND	3,735,823.72
52	WEMA	EKSG REMMITTANCE	2,715,535.88
53	WEMA	DIVIDEND	50,113,829.05
54	WEMA	INTEREST	403,914.86
55	WEMA	RENT OF GOVT. QUARTERS	360,301.50
56	WEMA	PROCEED FROM SHARES	1,463,430.58
57	WEMA	PTF MOTOR CYCLE LOAN	263,307.16
58	WEMA	TIPPER HAULAGE	5,002,368.26
59	WEMA	SEPIP	102,264,791.49
60	WEMA	OJA-OBA MODERN MARKET	17,258,130.00
61	WEMA	CONSOL. DEBT SERVICE	38,068,634.83
62	WEMA	STOMACH INFRASTR.	27,715,129.14
63	WEMA	CONTINGENCY	2,330,258.81
64	ACCESS	IGR EXPENDITURE	17,299,602.98
65	DIAMOND	IGR EXPENDITURE	2,697,792.83
66	HERITAGE	IGR EXPENDITURE	51,020,391.13
67	FCMB	IGR EXPENDITURE	407,882.74
68	FIDELITY	IGR EXPENDITURE	21,515.86
69	FIRST BANK	IGR EXPENDITURE	12,096,067.04
70	GTB	IGR EXPENDITURE	17,702.03

Report of the Accountant-General of Ekiti State for the year ended 31st December, 2018

S/NO	BANK	ACCOUNT NAME	AMOUNT
			₦
71	KEYSTONE	IGR EXPENDITURE	223,749.16
72	POLARIS	IGR EXPENDITURE	6,305,532.68
73	STANBIC	IGR EXPENDITURE	25,350.60
74	STERLING	IGR EXPENDITURE	307,866,739.66
75	UBA	IGR EXPENDITURE	112,327.72
76	UNION	IGR EXPENDITURE	110,685,944.98
77	WEMA	IGR EXPENDITURE	98,519.43
78	ZENITH	IGR EXPENDITURE	23,998.72
	<b>TOTAL (A)</b>		<b>5,403,430,784.61</b>

**IGR COLLECTION ACCOUNTS BALANCES AS AT 31ST DECEMBER, 2018**

S/NO	BANK	ACCOUNT NAMES	ACCOUNT NO
1	FIRST BANK	PayDirect Collection	143,125,227.83
2	ECO BANK	PayDirect Collection	8,882,205.68
3	POLARIS	PayDirect Collection	1,682,886.16
4	FIDELITY	PayDirect Collection	3,059,481.03
5	UNION	PayDirect Collection	100.00
6	ZENITH	PayDirect Collection	-
7	UBA	PayDirect Collection	640,897.24
8	HERITAGE	PayDirect Collection	5,748,374.78
9	STANBIC	PayDirect Collection	3,403,028.74
10	KEYSTONE	PayDirect Collection	8,981,457.31
11	STERLING	PayDirect Collection	1.00



Report of the Accountant-General of Ekiti State for the year ended 31st December, 2018

S/NO	BANK	ACCOUNT NAME	AMOUNT
			<b>₦</b>
12	FCMB	PayDirect Collection	204,771,359.27
13	DIAMOND	PayDirect Collection	469,425.44
14	ACCESS	PayDirect Collection	11,162,825.43
15	WEMA	PayDirect Collection	474,087.95
16	ACCESS	Consolidated Revenue	250,000.01
17	FBN	ESVL Road Taxes	33,076,073.49
18	POLARIS	IGR Collection	5,636,992.48
19	FBN	IGR Consolidated	4,375.00
20	ACCESS	Drivers Licence	25,353,540.05
	<b>TOTAL (B)</b>		<b>456,722,338.89</b>

**RECONCILED CASH BOOK BALANCES OF MDAs AS AT 31/12/18**

S/NO	BANK	ACCOUNT NAME	AMOUNT
			<b>₦</b>
1	EDUCATION TRUST FUND		67,619,368.88
2	PROJECT FUND MANAGEMENT UNIT		6,023,465,469.53
	<b>TOTAL [C]</b>		<b>6,091,084,838.41</b>
	<b>TOTAL CASH BOOK BALANCES (A+B+C)</b>		<b>11,951,237,961.91</b>

**NOTE 18 : INVENTORIES**

S/NO	BANK	2018	2017
		₦	₦
1	ENGINEERING STORES	-	-
2	MEDICAL STORES	-	-
3	INDUSTRIAL/CHEMICAL STORE	-	-
4	FUEL AND LUBRICANTS	-	-
5	AGRICULTURAL INPUTS	-	-
6	SCHOLASTIC MATERIALS	-	-
7	STATIONERY STORES	-	-
8	BUILDING MATERIALS	-	-
	<b>TOTAL</b>	-	-

**NOTE 19: RECEIVABLES**

S/NO	BANK	2018	2017
		₦	₦
1	WEMA SHARES	48,386,883.92	48,825,053.49
2	ADVANCES	3,990,816,911.56	3,978,586,323.98
	<b>TOTAL</b>	<b>4,039,203,795.48</b>	<b>4,027,411,377.47</b>

**NOTE 20: PREPAYMENTS/ARREARS OF REVENUE**

S/NO	BANK	2018	2017
		₦	₦
1	PREPAYMENTS	-	-
2	ARREARS OF REVENUE	-	-
	<b>TOTAL</b>	-	-

**NOTE 21: BOND SINKING FUND ACCOUNT**

	DETAILS	FIRST TRANCHE	SECOND TRANCHE	TOTAL
		₦	₦	₦
	<b>INFLOWS:</b>			
	Receipts from State Government	33,364,533,000.00	6,113,327,000.00	39,477,860,000.00
	Investment Income	1,122,628,000.00	123,064,000.00	1,245,692,000.00
	<b>TOTAL INFLOW</b>	<b>34,487,161,000.00</b>	<b>6,236,391,000.00</b>	<b>40,723,552,000.00</b>
	<b>OUTFLOWS:</b>			
	Principal Repayment	20,000,001,000.00	-	20,000,001,000.00
	Payment to Bond Holders	12,498,258,000.00	5,803,261,000.00	18,301,519,000.00
	Coupon Payment	-	-	-
	Consultants Fee	450,558,000.00	10,436,000.00	460,994,000.00
	Registrars Fees	16,807,000.00	-	16,807,000.00
	Management Fees	120,097,000.00	15,296,000.00	135,393,000.00
	Trusteeship Fees	147,000,000.00	65,627,000.00	212,627,000.00
	Reimbursable Fees	-	-	-
	Bank Charges and Courier	8,000.00	91,000.00	99,000.00
	<b>TOTAL OUTFLOW</b>	<b>33,232,729,000.00</b>	<b>5,894,711,000.00</b>	<b>39,127,440,000.00</b>
	<b>BALANCE</b>	<b>1,254,432,000.00</b>	<b>341,680,000.00</b>	<b>1,596,112,000.00</b>

**NOTE**

	Balance as at 31/12/17	2,561,428,000.00		
	Addition	(965,316,000.00)		
	Balance as at 31/12/18	1,596,112,000.00		

**NOTE 22: FIXED ASSETS; PROPERTY, PLANT AND EQUIPMENT (PPE)**

	LAND & BUILDING	INFRASTRUCTURE	PLANT & MACHINERY	TRANSPORTATION EQUIPMENT	OFFICE EQUIPMENT	FURNITURES & FITTINGS	TOTAL
<b>FIXED ASSETS - PPE</b>	<b>₦</b>	<b>₦</b>	<b>₦</b>	<b>₦</b>	<b>₦</b>	<b>₦</b>	<b>₦</b>
BALANCE B/FORWARD (AT COST)	641,662,390.40	1,723,557,750.13	138,392,326.09	717,334,681.97	79,346,602.50	70,266,830.00	3,370,560,581.09
ADDITION DURING THE YEAR	2,891,436,122.03	10,227,660,686.55	76,708,000.00	540,804,116.09	1,330,950,433.15	745,234,132.74	15,812,793,490.56
DISPOSAL DURING THE YEAR	-	-	-	-	-	-	-
<b>BALANCE C/FORWARD</b>	<b>3,533,098,512.43</b>	<b>11,951,218,436.68</b>	<b>215,100,326.09</b>	<b>1,258,138,798.06</b>	<b>1,410,297,035.65</b>	<b>815,500,962.74</b>	<b>19,183,354,071.65</b>
<b>ACCUMULATED DEPRECIATION:</b>							
BALANCE B/FORWARD	32,083,119.52	86,177,887.51	13,839,232.61	143,466,936.39	19,836,650.63	14,053,366.00	309,457,192.66
ADDITION DURING THE YEAR	176,654,925.62	597,560,921.83	21,510,032.61	251,627,759.61	352,574,258.91	163,100,192.55	1,563,028,091.13
DISPOSAL DURING THE YEAR	-	-	-	-	-	-	-
<b>BALANCE C/FORWARD</b>	<b>208,738,045.14</b>	<b>683,738,809.34</b>	<b>35,349,265.22</b>	<b>395,094,696.00</b>	<b>372,410,909.54</b>	<b>177,153,558.55</b>	<b>1,872,485,283.79</b>
<b>NET BOOK VALUE:</b>							
<b>AS AT 31/12/18</b>	<b>3,324,360,467.29</b>	<b>11,267,479,627.34</b>	<b>179,751,060.87</b>	<b>863,044,102.06</b>	<b>1,037,886,126.11</b>	<b>638,347,404.19</b>	<b>17,310,868,787.86</b>

**EKITI STATE OF NIGERIA**  
**FINANCIAL STATEMENTS FOR THE YEAR ENDED 31ST DECEMBER, 2018**  
**NOTES TO THE FINANCIAL STATEMENTS**  
**NOTE 41: SCHEDULE OF EXPENDITURE CAPTURED IN PPE**

S/NO	MDAs	CLASSIFICATION	DETAILS	AMOUNT	TOTAL
				₦	₦
1	MIN. OF WORKS	LAND AND BUILDING	Renovation of presidetial lodge	64,610,954.43	
			Construction of new Govts. Office	674,589,560.08	
			Construction of government house car park	5,745,912.13	
			Rehabilitation of VIP lodge	2,601,288.56	
			Construction of fence with gate	8,293,091.78	
			Construction of old garage car park	11,932,826.35	
			Renovation of high court road	101,539,937.98	
			Construction of speaker resident	178,065,998.59	
			Construction of car park Fajuyi	34,890,689.51	
			Demolition of Ojumose-Okesa Okeyinmi	28,410,385.05	
			Demolition of building at Ijoka	17,048,361.23	
			Construction of open shop at Okesa	35,519,695.13	
			Renovation of governor PA's lodge	4,529,595.00	
			Rehabilitation of Adetiloye hall	161,703,785.62	
			Construction of new high court	466,053,507.02	
			Construction of new ministry of finance	325,240,955.96	
			Construction of Govt. office internal road	175,000,000.00	
			Renovation of Finance & Admin Dept	4,876,720.47	

Report of the Accountant-General of Ekiti State for the year ended 31st December, 2018

			Replacement of Oluyemi Kayode roof	1,618,800.00	
			Construction of car park	12,484,358.25	
			Rehabilitation of deputy Govts house linking GRA	3,041,120.25	
			Additional work on construction of new Govts house	81,145,351.50	
			Construction of car park at Govts house gate Ado	6,663,378.75	
			Construction of fence at D.Gov residence Ado	1,474,377.00	
			Balance on consultancy service on construction	16,139,879.60	
			Renovation of old Ministrry of Finance	32,412,956.15	
			Renovation of Divan Adesua bulding Ado	33,418,256.64	
			Renovation of the office Hill top bulding Ado	31,181,544.18	
			Renovation of scops lodge Ado	9,156,315.00	
			Renovation of old speaker lodge Ado Ekiti	41,532,579.84	
			Renovation of Comm. Of finance lodge Ado	19,530,872.95	
			Renovation of speakers boys quarters Ado	7,699,653.17	
			Renovation of speakers residence charlet Ado	6,927,595.55	
					2,605,080,303.72
		INFRASTRUCTURE	Procurement of additional 400pieces of led lamp	59,600,000.00	
			Construction of Hope Paper Mills and Federal Housing Road	50,000,000.00	
			Rehabilitation of Ado township	50,000,000.00	
			Dualization of Ilawe township	174,686,163.75	
			Construction of Adebayo -Ori- Apata- Nova Road	249,896,538.80	
			Construction of Overhead bridge	261,364,870.90	
			Dualization of Ijero Township	198,925,259.85	
			Extension of Ado-Ikere dual carriage way phase II	625,237,734.38	
			Fee for Consuitancy on Road project	19,712,749.06	
			Rehabilitation of Iropora-Epe-Araromi-Ijero	16,267,597.22	



Report of the Accountant-General of Ekiti State for the year ended 31st December, 2018

			Rehabilitation of Igbemo-Ilumoba road	27,717,746.74	
			Rehabilitation of Okemesi Osun Osun State border	98,303,144.62	
			Rehabilitation of Ifaki-Orin-Ido road	95,096,137.50	
			Construction of Overhead bridge/Fly over	531,671,580.52	
			Dualization of Imugbagba Odo-ado,	20,123,083.33	
			Dualization of Ise township	65,715,155.98	
			Dualization of Emure township	70,659,814.84	
			Consultancy fee on Road project	22,305,820.76	
			Construction of speaker resident road	50,000,000.00	
			rehabilitation of college road	49,071,864.90	
			Rehabilitation of Ado township	50,000,000.00	
			Construction of Adebayo Ori-Apata	58,423,629.38	
			Rehabilitation of Ayetoro -Ewu-Iye road	24,624,095.68	
			Consultancy fee on Ise road Project	5,536,780.18	
			Dualization of Imugbagba Odo-ado,	7,139,597.85	
			Rehabilitation of ise-Ekiti township	33,967,272.55	
			Consultancy fee for constitution of new high court complex	69,610,236.18	
			Rehabilitation of Okemesi Osun Osun State border	41,068,232.85	
			Dualization of Ijero Township road	97,903,521.63	
			Rehabilitation of Iropors,Epe,Araromi road	16,960,623.68	
			Construction of bridge over Ero river	50,000,000.00	
			consultancy fee for construction of new speaker office	58,972,368.82	
			Consruction of Igbemo,Ilumoba road	13,487,617.08	
			Construction of Adebayo Ori road	88,832,184.02	
			extension of Ado-Ekiti Dualization phase II	300,000,000.00	
			Hurticultural works along Ado-Iker road	5,551,582.13	

Report of the Accountant-General of Ekiti State for the year ended 31st December, 2018

			Lightening and Fencing of Fajuyi high court	236,442,080.70	
			procurement of additional 400 pieces of LED lamps for on-going project	58,000,000.00	
			Dualization of Ilawe township	90,591,155.29	
			Beautification and water fountain along Fajuyi& Ojumose	48,483,750.00	
			Construction of International School Afao road	171,522,734.91	
			Construction of Overhead bridge	620,106,165.16	
			Construction of Otun-Osan-Ora road	50,000,000.00	
			Construction of Adebayo Ori-Apata in Nova	51,689,405.97	
			Procurement and installation of Street light for extension of Ado-Ikere Dual Carriage	59,252,197.05	
			Procurement and installation of Street light for extension of Ado-Ikere Dual Carriage	288,542.00	
			Consultancy fee for Oja -Oba Ultra Modern Market	1,677,633.10	
			Land scaping fencing & lightning along fajuyi	114,298,047.44	
			Beautification & water of fountain along Fajuyi	20,749,706.25	
			Extensionb of Ado/Ikere dual carriage road	150,000,000.00	
2			Construction of Internal road	81,137,649.74	
			Dualization of Emure township road	64,797,885.34	
			Dualization of Ise township road	60,209,895.57	
			Dualization of sportless road	10,423,717.50	
			Grading road withing Ado	5,758,399.50	
			Construction of borehole	1,800,000.00	
			Destilation of culvet	50,240,500.00	
			Construction of Gifted internal road	72,269,050.04	
			Destilation of culvet	56,852,475.75	
			Construction of overhead bridge	500,000,000.00	
			Construction of Otun-Ora road	50,000,000.00	
			Auticultural work along Ikere road	8,050,289.10	

Report of the Accountant-General of Ekiti State for the year ended 31st December, 2018

			Maintenance of flower area along Ikere road	69,601,140.00	
			Rehabilitation Ado,Afao road	50,000,000.00	
			Lighning of green areas	72,500,000.00	
			Connection of water supply	13,420,935.00	
			Installation of water supply flood area	1,360,275.00	
			Dual carriage road metropolis SUBEB	14,599,546.50	
			Fajuji gate relocation	12,223,106.00	
			Rehabilitation of Aramoko road	86,015,920.20	
			Installation of street light to Basiri	18,369,235.50	
			Grading of selected road	7,247,756.25	
			Rehabilitation of college road	5,326,962.20	
			Fire work on overhead bridge	8,402,000.00	
			Installation of street light.	9,735,995.50	
			Purchase of 200 pieces of solar	56,234,540.00	
			Construction of overhead bridge	600,000,000.00	
			Construction of street light Basiri	1,692,656.00	
			Construction of borehole	1,951,950.00	
			Repair of fail triangle call pipe along Nova Ado	5,265,408.75	
			Construction of earth road	13,564,792.50	
			Purchase of 180W LED lamps	20,160,000.00	
			Procurement of 350 pieces of 180led lamp	67,915,000.00	
			Consultancy on road project ongoing 2017	8,922,328.30	
			Consultancy on road project ongoing 2017	2,214,712.07	
			Consultancy on road project ongoing 2017	7,885,099.63	
			Payment for road project ado Ekiti	17,146,046.75	
			Beautification of Fajuji and Ojumose Ado Ekiti	50,000,000.00	

Report of the Accountant-General of Ekiti State for the year ended 31st December, 2018

			Lightning & fencing and landscaping along high court	80,000,000.00	
			Lightning area along Ojumose, Okesa Ado Ekiti	19,899,812.50	
			Lightning and fencing green area along okesa	60,878,421.59	
			Auticultural work along Ikere road	3,909,548.10	
			Construction of Adebayo/Ori-apata Ado Ekiti	24,693,554.50	
			Construction of Otun, osan-ora road	50,000,000.00	
			Landscaping fencing along high court	10,325,318.16	
			Payment for consultancy of Gifted school Afao	16,870,546.07	
			Additional bill on replacement of flood Ado	1,446,940.50	
			Rehabilitation of Ado Afao road	50,000,000.00	
			Maintenance of flyover area Ado Ekiti	69,601,140.00	
			Payment toward the vegetation control Ekiti	103,086,408.00	
			Construction of Ekiti state pavillion Ado Ekiti	44,262,268.25	
			Construction of new civic centre Ado Ekiti	184,863,211.19	
			Consultancy on design of new Gov's Office	46,492,640.94	
			Consultancy Projects of Ekiti State	11,827,649.44	
			Consultancy on Road Project on -going 2017	3,322,088.11	
			Consultancy on Project For 2017 in Ekiti	13,383,492.45	
			Consultancy for Gifted School in Afao	25,000,000.00	
					8,334,692,731.54
3		FURNITURE AND FITTINGS	Fixed chairs use at new pavillion	3,180,000.00	
			Amount approved for the furnishing of new Govt office	140,000,000.00	
			Amount approved for the new high court complex	130,613,280.00	
			Purchase of chairs at pavillion	5,000,000.00	
			Furnishing of new Govt office Ado Ekiti	225,682,139.00	
4					504,475,419.00

Report of the Accountant-General of Ekiti State for the year ended 31st December, 2018

		PLANT & MACHINERY	Procurement of 350 piecess of LED lamp	50,000,000.00	
					50,000,000.00
		<b>TOTAL</b>			<b>11,494,248,454.26</b>
	WATER CORPORATION	PLANT AND MACHINERY	Leakage electrical fault	2,000,000.00	
					2,000,000.00
		<b>TOTAL</b>			<b>2,000,000.00</b>
	MINISTRY OF BUDGET	INFRASTRUCTURE	Construction of drains of the bureau of public procurement	4,382,006.00	
			Additional work on the drainage, painting and landscaping.	2,402,812.80	
					6,784,818.80
		<b>TOTAL</b>			<b>6,784,818.80</b>
	MIN. OF LANDS	INFRASTRUCTURE	Compensation to owner of properties demolition	79,980,898.84	
					79,980,898.84
		<b>TOTAL</b>			<b>79,980,898.84</b>
	SEPA	INFRASTRUCTURE	Construction of drainage and culvert	24,964,886.36	
			Rehabilitation of street of Are-Iworoko road	3,277,032.88	
			earth dredging of emirin stream channel	4,002,757.50	
			rain storm at okesa	15,600,000.00	
			flood and erosion control works in Ado	6,000,000.00	
			construction pf land drain and culvert	4,325,430.94	
			estimates/engineering design of flood & erosion	1,233,800.00	
					59,403,907.68
		<b>TOTAL</b>			<b>59,403,907.68</b>
	ELECTRICITY BOARD	INFRASTRUCTURE	extension of low voltage network	12,666,150.00	
			extension of power supply fof govt house	2,500,000.00	
			extension of low voltage network	11,673,837.21	
			extension of electricity & installation	33,375,235.56	

Report of the Accountant-General of Ekiti State for the year ended 31st December, 2018

			extension of electricity & installation at gifted schl.	34,554,534.90	
					94,769,757.67
		OFFICE EQUIPMENT	connection of high court central plant	15,331,290.00	
			repair of 1400kva generator	11,340,697.67	
			Acquisition of 250KVA generator at Govt. house	61,395,343.84	
			repair of generator	11,340,697.69	
					99,408,029.20
		FURNITURE & FITTING	Connection of new governor office	16,913,724.00	
					16,913,724.00
		<b>TOTAL</b>			<b>211,091,510.87</b>
	BUREAU OF PRODUCTIVITY AND EMPOWERMENT	OFFICE EQUIPMENT	Purchase of equipment	1,542,000.00	
					1,542,000.00
		<b>TOTAL</b>			<b>1,542,000.00</b>
	GOVT. HOUSE AND PROTOCOL	INFRASTRUCTURE	Payment for 2nd quarters of the general cleaning of Govt. house and Govt. Office Environment	30,000,000.00	
			Payment for 3rd and 4th quarters of 2017 on general cleaning of Govt. house and Govr. Office	25,000,000.00	
			Payment for 2nd quarter of year 2018 on general cleaning of Govt. house and surrounding	25,000,000.00	
			General cleaning of Govt house and surrounding (part payment of 1st and 2nd quarter 2018)	25,000,000.00	
			Outstanding balance of 2017 payment on 2nd quarter on year 2018 on General Cleaning of Govt house Surrounding	25,000,000.00	
			Renovation of Ekiti State Govt. House, Oke Bareke, Ado-Ekiti	100,162,949.99	
					230,162,949.99
		<b>TOTAL</b>			<b>230,162,949.99</b>
	EKSUTH	INFRASTRUCTURE	Renovation of Maternity Complex Ado-Ekiti	14,605,857.50	
					14,605,857.50
		<b>TOTAL</b>			<b>14,605,857.50</b>
	POLITICAL AND ECONOMIC	TRANSPORTATION EQUIPMENT	Purchases of Toyota Cruiser Jeep (2018 model)	62,068,966.00	
			Procurement of one unit of 2018 Lexus (US Specs)	75,862,068.96	



Report of the Accountant-General of Ekiti State for the year ended 31st December, 2018

			Procurement of one unit Honda Accords 2018 Model	31,034,483.00	
					168,965,517.96
		<b>TOTAL</b>			<b>168,965,517.96</b>
ACCOUNTANT GENERAL	OFFICE EQUIPMENT		Procurement of Equipment and accessories of H.K Payroll and Payment Solution	52,288,362.79	
					52,288,362.79
		<b>TOTAL</b>			<b>52,288,362.79</b>
SUBEB	INFRASTRUCTURE		Additional work / variation on the construction of the Gifted International Academy Afao	20,079,285.60	
			Additional work / variation on the construction of the Gifted International Academy Afao	14,821,790.05	
			Additional work / variation on the construction of the Gifted International Academy Afao	6,440,791.47	
					41,341,867.12
	OFFICE EQUIPMENT		Instructional Materials	26,693,800.00	
					26,693,800.00
		<b>TOTAL</b>			<b>68,035,667.12</b>
BOARD FOR TECHNICAL AND VOCATIONAL EDUCATION	OFFICE EQUIPMENT		Procurement of tools Equipment and Training Material for GTC Ikole, Igoara-Odo	11,774,141.25	
			Upgrading of equipment of facilities at GTC Ado - Ekiti	937,553,604.01	
					949,327,745.26
	INFRASTRUCTURE		Upgrading of facilities at GTC Ado - Ekiti	562,532,162.41	
					562,532,162.41
	LAND AND BUILDING		Construction of computer Laboratory / Lecture Room at GTC Ikole Ekiti	7,013,960.86	
			Construction of Electricity Workshop at Ikole Ekiti	998,011.75	
					8,011,972.61
		<b>TOTAL</b>			<b>1,519,871,880.28</b>
GENERAL ADMINISTRATION DEPARTMENT	TRANSPORTATION EQUIPMENT		Purchase of Toyotal Land Cruiser Jeep	73,000,000.00	
			Procurement of 2 unit of KIA RIO EX model for Govt use in Ekiti	22,352,941.18	
			Procurement of 1 unit of KIA RIO EX model for Govt use, in Ekiti	9,900,000.00	
			Procurement of 1 unit of KIA updating 2017 model for Govt use, in Ekiti	14,908,045.00	

Report of the Accountant-General of Ekiti State for the year ended 31st December, 2018

			Procurement of 2 unit of Faculty use Lexus Car model ESSO 2007 for Govt use in Ekiti	8,655,632.18	
			Procurement of 1 unit of Toyota Prado Jeep 2018 model for use of head of vservice in Ekiti	37,356,322.00	
					166,172,940.36
		<b>TOTAL</b>			<b>166,172,940.36</b>
	UTILITY SERVICE DEPARTMENT ( GAD)	LAND AND BUILDING	Renovation of PTAD building at old Govnor off Ado Ekiti	3,510,750.00	
			Renovation of PTAD building at old Govnor off Ado Ekiti	2,106,450.00	
			Renovation of PTAD building at old Govnor off Ado Ekiti	1,053,225.00	
					6,670,425.00
		<b>TOTAL</b>			<b>6,670,425.00</b>
	MINISTRY OF EDUCATION	FURNITURE AND FITTING	Supply and installation of furniture and fitting to Lab.	66,497,494.87	
			Procurement of 150double bunk for Gifted school	23,925,000.00	
			Procurement of 150double bunk for Gifted school	23,925,000.00	
			Incurement of 1000 furniture items	21,500,000.00	
			Procurement of 1000 unit of furniture items	21,500,000.00	
			Supply and installation of furniture and fitting to Lab.	66,497,494.87	
					223,844,989.74
		PLANT AND MACHINERY	Supply and installation of inverter and solar system	12,354,000.00	
			Supply and installation of inverter and solar system	12,354,000.00	
					24,708,000.00
		INFRASTRUCTURE	Work and Sinking of bole hole at Govt College Efon	2,200,000.00	
					2,200,000.00
		OFFICE EQUIPMENT	Purchase of 7 NO of photocopy machine for Min. of Edu.	990,500.00	
			Procurement of 250 Nos student laptop	15,000,000.00	
			Purchase of 50 Nos laptop and 50 Nos laserjet printers	4,995,000.00	
			Procurement of 250 Nos student laptop computer	15,000,000.00	
			Procurement of science equipment for Gifted school	15,153,451.95	
			Procurement of science equipment for Gifted school	15,153,451.95	
			Procurement of 7 Nos sharp photocopy for Min. of Edu.	990,500.00	
			Printing of continous assessment for public school in Ekiti state	6,397,900.00	

Report of the Accountant-General of Ekiti State for the year ended 31st December, 2018

			Purchase of 50 Nos laptop computer and 50 Nos of printer for Min. of Edu.	4,995,000.00	
					78,675,803.90
		TRANSPORT AND EQUIPMENT	Procurement of 36 Nos fairly used Vehicle for AEO	49,410,000.00	
			Procurement of 36 Nos fairly used Vehicle for AEO.	49,410,000.00	
			Procurement of 1 toyotta 4x4 WD Hilux and 1 KIA	43,500,000.00	
			Procurement of 1 toyotta 4x4 WD Hilux and 1 KIA	43,500,000.00	
					185,820,000.00
		LAND AND BUILDING	Renovation of boy's hostel at Govt Science College , Iyin-Ekiti	1,370,654.88	
			Additional work on the renovation of boy's hostel at govt College Ado-Ekiti	857,594.64	
			Renovation of boy's Hostel at Govt College Ado-Ekiti	2,125,176.90	
			Renovation of Dinning Hall at Govt College Usi-Ekiti	279,832.76	
			Construction of Girls's hostel at govt College Ayede-Ekiti	7,920,000.00	
			Completion of Science Laboratorty at Govt College Ayede-Ekiti	751,464.00	
			Renovation of Boarding House Mistress Quarter at Govt. College Ikere- Ekiti	3,676,951.29	
			Renovation of SS2 Block at Govt College Ikere-Ekiti	2,522,062.10	
			Renovation of a Block of Classroom at Govt College Oye-Ekiti	236,333.96	
			Renovation of JSS2 Block at Are/Afao Comprehensive. High School	2,543,365.97	
			Renovation of Girls's Hostel at Govt. College Ikere-Ekiti	2,196,237.10	
			Renovation of Workshop Block At Are/Afao Comprehensive High School	3,848,969.35	
			Renovation JSS1 & JSS2 Block at Annouciation Ikere-Ekiti	7,136,369.45	
			Renovation of School Hall at Are/ Afao Comp.	3,510,431.45	
			Renovation of Ijaloke Comp. High School Emure-Ekiti	4,147,217.87	
			Renovation of Examination Hall at Anouciation school Ikere-Ekiti	3,557,352.54	
			Renovation of SS2 Block at Eyemojo Comp. High Osan -Ekiti	2,152,854.98	
			Renovation JSS1 Block at Govt. College Ikere-Ekiti	2,398,158.47	
			Construction of Area Education Office, Efon-Alaaye	7,892,575.52	
			Construction of Area Education Office, Ilawe-Ekiti	7,892,575.52	

Report of the Accountant-General of Ekiti State for the year ended 31st December, 2018

			Construction of Area Education Office, Ido-Ekiti	7,892,575.52	
			Renovation of Girls Hostel at Emure-Ekiti	523,133.14	
			Renovation of Admin. SSS' Block at Anunciation School Ikere-Ekiti	2,308,375.00	
			Renovation of SS1 Block at Eyemoju Comp. School Osan-Ekiti	2,101,654.88	
			Renovation of Girls Hostel at Govt. College Ikere-Ekiti	1,976,613.38	
			Renovation of SS2 block at Govt. College, Ikere-Ekiti	2,269,855.88	
			Renovation of Tutor General's Office at Ikere-Ekiti	992,042.46	
			Construction of class room at Ado Grammar School Ado Ekiti	5,671,660.57	
			Ronovation of Technical block Eyemojo Compr. High School Osan Ekiti	1,908,324.78	
			Ronovation of Ogoga Block at Annunciation School Ikere Ekiti	4,936,007.50	
			Ronovation of staff Quarter Annunciation School, Ikere Ekiti	1,016,594.25	
			Ronovation of City Block Hostel and Admin Block At St Louis Girls School, Ikere Ekiti	577,500.00	
			Ronovation of Examination Hall at Annunciation high School Ikere Ekiti	3,201,617.28	
			Ronovation of Admin & SS2 block at Annunciation School Ikere Ekiti	2,077,537.50	
			Ronovation of Staff Quarters at St Louis Girls School, Ikere Ekiti	1,162,560.00	
			Renovation of Workshop Block At Are/Afao Comprehensive High School	3,464,072.41	
			Additional work with renovation of Boy's Hostel at Govt College Ado-Ekiti	45,136.56	
			Renovation of Boy's Hostel at Govt College Ado-Ekiti	531,294.23	
			Re-Construction of 3 Classroom at AUD Comp High School ado-Ekiti	5,671,660.58	
			Renovation of Tutor General's Office at Ikere-Ekiti	892,838.21	
			Renovation of SS1 Block at Eyemoju Comp. School Osan-Ekiti	1,891,489.39	
			Renovation of Science Laboratory Block at osi Comp. High School	1,779,987.50	
			Renovation of block of staff quarters at Annouciation School, Ikere-Ekiti	914,934.82	
			Renovation of s block of Staff Quarters at St. Louis Grammar School	1,046,304.00	
			Construction of Area Education office Ido-Ekiti	7,103,317.96	
			Renovation of SSII block at Eyemoju Comp. High School School. Osan-Ekiti	1,937,569.48	
			Renovation of Technical block of two Classroom at Eyemoju Comp. High School, Osan-Ekiti	1,717,492.00	

Report of the Accountant-General of Ekiti State for the year ended 31st December, 2018

			Renovation of JSS1 block at Govt. College Ikere-Ekiti	2,158,342.62	
			Renovation of Boarding House Mistress Quarter at Govt. College Ikere- Ekiti	3,309,256.16	
			Renovation of JSS1 & II block at Annouciation School Ikere-Ekiti	6,422,737.51	
			Renovation of School Hall at Are/ Afao Comp.	3,159,388.31	
			Construction of a 3 block of Classroom at Ado-Ekiti	5,104,494.52	
			Construction of Area Education Office at Efon Alaaye	7,103,317.96	
			Renovation of JSSII block at Are/ Afao Comp. High School	2,289,029.37	
			Reconstruction of a block of three classroom at AUD Compr. High School. Ado-Ekiti	5,104,494.52	
			Renovation of City Block Hostel and Admin Block at St. Louis, Ikere-Ekiti	519,750.00	
			Renovation of Ogoga Block, JSSI block at Annouciation Ikere (45%)	4,442,406.75	
			Construction of Area Education Office, Ilawe-Ekiti (45%) Outstanding	7,103,317.96	
			Renovation of Ijaloke Grammar School Hall Emure-Ekiti	3,732,496.08	
			Construction of Girls Hostel at Govt Science College, Ayede-Ekiti	880,000.00	
			Additional work of the renovation of a block of 4 Science Laboratory at Osi Compr. High School, Osi-Ekiti	1,601,988.75	
			Renovation of a block of Science Laboratory Osi Compr. High School Osi-Ekiti	2,254,656.93	
					187,814,005.47
		<b>TOTAL</b>			<b>703,062,799.11</b>
SEPIP	OFFICE EQUIPMENT		Setting up of Aquaponic system in Ekiti gifted school, Afao	71,032,436.38	
			Procurement of ICT equipments to schools in Ekiti	51,758,605.62	
					<b>122,791,042.00</b>
YESSO	OFFICE EQUIPMENT		Procurement of ICT equipment for use in office	223,650.00	
					<b>223,650.00</b>
NUWSRPS (3RD)	INFRASTRUCTURE		Renovation of Efo and Oreje Dams and replacement of pipelines from Ifaki to Ado	771,168,465.00	
					<b>771,168,465.00</b>
EDUCATION TRUST FUND (ETF)	INFRASTRUCTURE		Renovation of Schools across the State	360,103,488.00	
					<b>360,103,488.00</b>
		<b>GRAND TOTAL</b>			<b>16,039,174,635.56</b>

**NOTE 23: SCHEDULE OF FIXED ASSETS (WORK IN PROGRESS)**

S/NO	MDAs	CLASSIFICATION	DETAILS	AMOUNT	TOTAL
				<b>N</b>	<b>N</b>
1	Min. of Works	Land and Building	construction of modern Oja Oba market	1,577,074,209.00	
					1,577,074,209.00
			<b>TOTAL</b>		<b>1,577,074,209.00</b>



**NOTE 24: UNREMITTED DEDUCTIONS**

S/NO	DETAILS	31/12/18	31/12/2017
		₦	₦
1	Unremitted Deductions from Salary	1,767,651,852.18	1,265,750,692.70
2	Unremitted Taxes (FIRS)	143,278,818.21	-
	<b>TOTAL</b>	<b>1,910,930,670.39</b>	<b>1,265,750,692.70</b>

**NOTE 25: PAYABLES**

S/NO	DETAILS	31/12/18	31/12/2017
		₦	₦
1	Salaries and Wages	4,104,952,070.05	5,818,925,332.85
2	Pension	1,206,843,078.92	1,519,119,649.40
3	10% Contribution to CPS	78,901,417.12	64,505,487.36
4	Gratuities	12,967,804,712.10	10,434,373,386.08
	<b>TOTAL</b>	<b>18,358,501,278.19</b>	<b>17,836,923,855.69</b>

**NOTE 26: ACCRUED EXPENSES**

S/NO	DETAILS	31/12/18	31/12/2017
		₦	₦
1	Overhead	-	94,850,519.38
2	Transfer to Other Fund	-	113,597,650.00
3	Grants/Subventions	4,047,798,841.15	4,334,248,241.98
	<b>TOTAL</b>	<b>4,047,798,841.15</b>	<b>4,542,696,411.36</b>

**NOTE 27: FACILITY REPAYMENT (FOREIGN LOAN DRAWN DOWN)**

S/NO	HEADS	OPENING BALANCE (2017 RATE)	OPENING BALANCE (2018 RATE)	ADDITIONAL LOAN	TOTAL LOAN	PRICIPAL PAYMENT	INTEREST PAYMENT	TOTAL PAYMENT	TOTAL PAYMENT IN NAIRA	CLOSING BALANCE
A	B	C	D	E	F=D+E	G	H	I=G+H	J	K=F-G
		\$	\$	\$	\$	\$	\$	\$	N	\$
1	SNPFS-ADF	9,845,451.00	9,538,840.27		9,538,840.27	96,351.93	0	96,351.93	15,512,805.00	9,442,488.34
2	MULTI STATE AGRIC DEV. PROJ. (46%)	3,914,028.19	3,831,653.65	-	3,831,653.65	589,485.19	27,632.12	617,117.31	193,854,921.01	3,242,168.46
3	COMM BASED POVERTY REDUCTION	8,823,110.70	8,637,419.80	-	8,637,419.80	265,201.20	64,283.40	329,484.60	101,514,979.82	8,372,218.60
4	UNIVERSAL BASIC EDUCATION	2,774,322.65	2,774,322.65	-	2,774,322.65	125,000.00	20,573.04	145,573.04	44,548,948.03	2,649,322.65
5	HEALTH SYSTEM DEV. PROJ. (II)	2,208,993.44	2,165,503.02	-	2,165,503.02	142,168.96	15,952.21	158,121.17	48,662,100.94	2,023,334.06
6	HIV/AIDS PROGRAMME	1,611,657.96	1,577,739.06	-	1,577,739.06	53,398.46	11,732.91	65,131.37	20,067,112.32	1,524,340.60
7	3RD NATIONAL FADAMA DEV. PROJECT	4,061,160.50	3,975,689.42	-	3,975,689.42	39,756.89	29,817.66	69,574.55	21,637,643.37	3,935,932.53
8	HEALTH SYSTEM DEV. PROJ. (ADD. FINANCE)	3,196,466.99	3,129,194.23	-	3,129,194.23	32,178.91	23,468.95	55,647.86	17,491,961.24	3,097,015.32
9	2ND HIV/AIDS PROGRAMME	4,540,210.59	4,444,657.43	-	4,444,657.43	-	33,334.93	33,334.93	10,485,938.90	4,444,657.43
10	STATE EDUCATION PROGRAM INV. PROJ.	32,933,320.13	32,933,320.13	11,366,673.82	44,299,993.95	-	292,588.39	292,588.39	87,788,892.66	44,299,993.95
11	3RD NATIONAL URBAN WATER SECTOR REFORM	4,144,838.50	4,057,606.32	19,122,519.97	23,180,126.29	-	121,591.45	121,591.45	31,426,405.89	23,180,126.29
	<b>TOTAL</b>	<b>78,053,560.65</b>	<b>77,065,945.98</b>	<b>30,489,193.79</b>	<b>107,555,139.77</b>	<b>1,343,541.54</b>	<b>640,975.06</b>	<b>1,984,516.60</b>	<b>592,991,709.18</b>	<b>106,211,598.23</b>

**NOTE 27: FACILITY REPAYMENT (FOREIGN LOAN DRAWN DOWN)**

	\$	N
INTEREST PAYMENT	640,975.06	191,523,347.93
CAPITAL PAYMENT	1,343,541.54	401,450,212.15

JANUARY-DECEMBER 2018		
	N	N
BALANCE B/F	20,748,175,056.79	
ADDITION	9,709,551,141.08	
<b>TOTAL</b>		<b>30,457,726,197.87</b>
LESS:		
PRINCIPAL REPAYMENT		423,196,344.28
<b>BALANCE C/D</b>		<b>30,034,529,853.59</b>

**NOTE 28: FACILITY REPAYMENT (DOMESTIC LOAN)**

S/NO	HEADS	OPENING BALANCE	ADDITIONAL LOAN	TOTAL LOAN	PRINCIPAL PAYMENT	INTEREST PAYMENT	TOTAL PAYMENT	CLOSING BALANCE
A	B	C	D	E=C+D	F	G	H=F+G	I=E-F
		₦	₦	₦	₦	₦	₦	₦
1	FGN BONDS	18,379,373,970.53	-	18,379,373,970.53	270,049,872.21	2,707,793,949.15	2,977,843,821.36	18,109,324,098.32
2	BAIL OUT	9,191,647,460.82	-	9,191,647,460.82	272,012,693.81	764,740,617.28	1,036,753,311.09	8,919,634,767.01
3	BOND PROCEEDS	7,263,257,160.69	-	7,263,257,160.69	4,804,267,272.12	-	4,804,267,272.12	2,458,989,888.57
4	SKYE (SCOA)	110,000,000.00	-	110,000,000.00	-	-	-	110,000,000.00
5	ACCESS (ECA)	9,657,277,972.72	-	9,657,277,972.72	306,846,315.34	1,132,918,539.60	1,439,764,854.94	9,350,431,657.38
6	BUDGET SUPPORT FUND	16,869,000,000.00	-	16,869,000,000.00	-	-	-	16,869,000,000.00
7	UBEC 2012/2015	2,687,788,065.28	-	2,687,788,065.28	700,000,000.00	-	700,000,000.00	1,987,788,065.28
8	NUWSRP- 3	246,675,000.00	-	246,675,000.00	164,450,000.00	-	164,450,000.00	82,225,000.00
9	FOSTERFIELD	-	287,500,000.00	287,500,000.00	287,500,000.00	33,846,462.20	321,346,462.20	-
10	JAAC	240,000,000.00	-	240,000,000.00	60,000,000.00	-	60,000,000.00	180,000,000.00
	<b>TOTAL</b>	<b>64,645,019,630.04</b>	<b>287,500,000.00</b>	<b>64,932,519,630.04</b>	<b>6,865,126,153.48</b>	<b>4,639,299,568.23</b>	<b>11,504,425,721.71</b>	<b>58,067,393,476.56</b>

**EKITI STATE OF NIGERIA**  
**FINANCIAL STATEMENTS FOR THE YEAR ENDED 31ST DECEMBER, 2018**  
**ANNEXURE III A: BUDGET SIZE AND PERFORMANCE (CASH BASIS)**

	DETAILS		BUDGET	ACTUAL AMOUNT	PERFORMANCE (%)
	<b>REVENUE</b>		<b>₦</b>	<b>₦</b>	
1	RECURRENT REVENUE	67	92,417,450,407.84	66,719,055,756.21	72.19
2	CAPITAL RECEIPTS	10	16,120,622,405.68	9,997,051,141.08	62.01
	<b>TOTAL REVENUE</b>		<b>108,538,072,813.52</b>	<b>76,716,106,897.29</b>	<b>70.68</b>
	<b>EXPENDITURE</b>				
1	RECURRENT EXPENDITURE	75	74,803,953,943.11	66,492,183,786.27	88.89
2	CAPITAL EXPENDITURE	34	33,734,118,870.41	11,966,138,376.61	35.47
	<b>TOTAL EXPENDITURE</b>		<b>108,538,072,813.52</b>	<b>78,458,322,162.88</b>	<b>72.29</b>

**ANNEXURE III B: PRIOR YEAR COMPARATIVE ANALYSIS (CASH BASIS)**

	DETAILS		JAN-DEC 2018	JAN-DEC 2017	PERCENTAGE CHANGE (%)
	<b>REVENUE</b>		<b>₦</b>	<b>₦</b>	
1	RECURRENT REVENUE		66,719,055,756.21	56,791,187,976.54	17.48
2	CAPITAL RECEIPTS		9,997,051,141.08	12,503,926,117.57	(20.05)
	<b>TOTAL REVENUE</b>		<b>76,716,106,897.29</b>	<b>69,295,114,094.11</b>	<b>10.71</b>
	<b>EXPENDITURE</b>				
1	RECURRENT EXPENDITURE		66,492,183,786.27	58,135,765,434.62	14.37
2	CAPITAL EXPENDITURE		11,966,138,376.61	13,353,306,731.45	(10.39)
	<b>TOTAL EXPENDITURE</b>		<b>78,458,322,162.88</b>	<b>71,489,072,166.07</b>	<b>9.75</b>

**EKITI STATE OF NIGERIA**  
**FINANCIAL STATEMENTS FOR THE YEAR ENDED 31ST DECEMBER, 2018**  
**ANNEXURE IV: SCHEDULE OF BOND REPAYMENT AS AT 31ST DECEMBER , 2018**

YEAR	FIRST TRANCHE			SECOND TRANCHE			TOTALS		
	PRINCIPAL PAYMENT	INTEREST PAID (40% OF TOTAL PAYMENT)	TOTAL PAYMENT	PRINCIPAL PAYMENT	INTEREST PAID (42% OF TOTAL PAYMENT)	TOTAL PAYMENT	TOTAL PRINCIPAL PAYMENT	TOTAL INTEREST PAYMENT	TOTAL PAYMENT
	A	B	A+B	C	D	E	F=A+C	G=B+D	H=F+G
	(N)	(N)	(N)	(N)	(N)	(N)	(N)	(N)	(N)
2011	714,954,326.38	476,636,217.59	1,191,590,543.97	-	-	-	714,954,326.38	476,636,217.59	1,191,590,543.97
2012	2,859,817,017.53	1,906,544,678.35	4,766,361,695.88	-	-	-	2,859,817,017.53	1,906,544,678.35	4,766,361,695.88
2013	2,859,817,017.53	1,906,544,678.35	4,766,361,695.88	-	-	-	2,859,817,017.53	1,906,544,678.35	4,766,361,695.88
2014	2,859,818,217.59	1,906,545,478.40	4,766,363,695.99	713,107,680.04	516,388,320.03	1,229,496,000.07	3,572,925,897.63	2,422,933,798.43	5,995,859,696.06
2015	2,859,817,016.40	1,906,544,677.60	4,766,361,694.00	713,107,678.91	516,388,319.21	1,229,495,998.12	3,572,924,695.31	2,422,932,996.81	5,995,857,692.12
2016	2,859,817,016.40	1,906,544,677.60	4,766,361,694.00	713,107,678.91	516,388,319.21	1,229,495,998.12	3,572,924,695.31	2,422,932,996.81	5,995,857,692.12
2017	2,859,817,016.40	1,906,544,677.60	4,766,361,694.00	713,107,678.91	516,388,319.21	1,229,495,998.12	3,572,924,695.31	2,422,932,996.81	5,995,857,692.12
2018	2,144,862,763.20	1,429,908,508.80	3,574,771,272.00	713,107,680.07	516,388,320.05	1,229,496,000.12	2,857,970,443.27	1,946,296,828.85	4,804,267,272.12
<b>TOTAL</b>	<b>20,018,720,391.43</b>	<b>13,345,813,594.29</b>	<b>33,364,533,985.72</b>	<b>3,565,538,396.84</b>	<b>2,581,941,597.71</b>	<b>6,147,479,994.55</b>	<b>23,584,258,788.27</b>	<b>15,927,755,192.00</b>	<b>39,512,013,980.27</b>

**SUMMARY**

DETAILS	FIRST TRANCHE (N)	SECOND TRANCHE (N)	TOTAL (N)
PRINCIPAL LOAN OBTAINED (A)	20,000,000,000.00	5,000,000,000.00	25,000,000,000.00
INTEREST PAYABLE (B)	13,364,531,872.00	3,606,472,000.84	16,971,003,872.84
TOTAL LOAN PAYABLE (C=A+B)	33,364,531,872.00	8,606,472,000.84	41,971,003,872.84
TOTAL PAYMENT AS AT 31/12/2018 (D)	33,364,533,985.72	6,147,479,994.55	39,512,013,980.27
<b>BALANCE AS AT 31/12/2017 (E=C-D)</b>	<b>(2,113.72)</b>	<b>2,458,992,006.29</b>	<b>2,458,989,892.57</b>