



REPORT OF THE ACCOUNTANT GENERAL 2019

**REPORT OF THE
ACCOUNTANT GENERAL**
with
FINANCIAL STATEMENTS
FOR THE YEAR ENDED 31ST DECEMBER, 2019.



**EKITI STATE
GOVERNMENT** 20
19

Report of the Accountant-General of Ekiti State for the Year Ended 31st December, 2019.




His Excellency
DR. JOHN KAYODE FAYEMI, CON
Governor of Ekiti State, Nigeria

Report of the Accountant-General of Ekiti State for the Year Ended 31st December, 2019.



His Excellency
CHIEF BISI EGBEYEMI
Deputy Governor of Ekiti State, Nigeria

Report of the Accountant-General of Ekiti State for the Year Ended 31st December, 2019.



HON. AYoola B. OWOLABI
Commissioner for Finance, Ekiti State, Nigeria.

Report of the Accountant-General of Ekiti State for the Year Ended 31st December, 2019.



MRS. OLARIKE T. OLAYINKA, FCA
Accountant General, Ekiti State, Nigeria.

Report of the Accountant-General of Ekiti State for the Year Ended 31st December, 2019.

TREASURY MANAGEMENT TEAM



MRS. A. O. AYO-SALAMI, FCNA, NIM
Deputy Accountant General
Fund Management




MRS. OLARIKE T. OLAYINKA, FCA
Accountant General, Ekiti State, Nigeria.



MR. FELIX A. OJO, FCA, CFA, ACTI
Deputy Accountant General
Main Account




MR. AJIBOLA AYODEJI EMMANUEL, ANA
Deputy Accountant General
Central Pay Office



MR. AYEBBUSI OLUFEMI E., ANA
Deputy Accountant General
Management Services

2019 FINAL ACCOUNT TEAM



MR. TAIWO BADMUS



MR. TAIWO ADESINA



MRS. ADENIKE ADEJUMO



MRS. FADEKE OLAJUBU



MRS. KEHINDE AJAYI



MR. FELIX A. OJO, FCA, CFA, ACTI
Deputy Accountant General
Main Account



IPINMOROTI FELIX ADENIYI, ACA



MRS. KIKE FEMI-FASOGBON



MR. KAYODE OGUNDAHUNSI



MRS. AKINWUMI OLANIKE



MR. DADA FRANCIS

TABLE OF CONTENT

	Page(s)
1. Report of the Accountant-General.....	2
2. Financial Highlights.....	3
3. Responsibilities of the Accountant-General.....	4
4. Statement of Accounting Policies.....	5
5. Report of the Auditor-General/Audit Certification.....	6
6. Charts	7 - 8
7. Statement of Financial Performance.....	9 - 11
8. Statement of Financial Position.....	12 - 13
9. Statement of Cash Flow.....	14 - 15
10. Statement of Change in Net Assets/Equity	16
11. Statement of Comparison of Budget and Actual Amount.....	17-19
12. Notes to the Financial Statements.....	20 -105
13. Annexure II: Budget Size and Performance.....	106

REPORT OF THE ACCOUNTANT-GENERAL

In line with this administration's policies of transparency, accountability and probity, I have the great honour to present the third transitional accrual IPSAS Financial Statements of the Ekiti State Government (EKSG) for the Year ended 31st December, 2019 together with the Auditor's Report on the Financial Statements which include:

- i. Statement of Financial Performance;
- ii. Statement of Financial Position;
- iii. Statement of Change in Net Assets/Equity;
- iv. Statement of Cash Flow; and
- v. Statement of Comparison of Budget and Actual Amount.

The Financial Statements of EKSG for the Year ended 31st December, 2019 have been prepared on International Public Sector Accounting Standards (IPSAS) Accrual Basis. The Financial Statements equally complied with Generally Accepted Accounting Principles and Practice (GAAPP) and other Financial Regulations.

The implementation of Accrual Accounting by EKSG had facilitated easy assessment of the financial performance of the State. The Financial Statements depict all expenses whether paid for or not and all revenue whether received or outstanding. Furthermore, it provides useful information on the ability of income streams to adequately cover short and long term liabilities as well as better information on government spending which in turn drives better utilization of government resources.

The Financial Statements fairly reflect the financial position of EKSG as at 31st December, 2019 and its financial performance for period under review.

I am delighted to acknowledge the loyalty and dedication of members of staff of Main Accounts Department and the entire staff of Office of the Accountant-General towards the success of this report. I appreciate all Directors of Finance and Accounts in the Ministries, Departments and Agencies (MDAs) who provided and defended the data. The support of the State Government for the kind consideration of our request is equally and highly appreciated.



OLARIKE. T. OLAYINKA (MRS) FCA.
ACCOUNTANT-GENERAL
EKITI STATE

FINANCIAL HIGHLIGHTS


Operating Surplus for the year was **N16,084,984,823.30** while the State made a Net Surplus of **N8,297,785,321.42** after adjustment for capital expenditure not recognized in Property, Plant and Equipment (PPE) and Public Debt Charges.

Reviewing the year performance as compared to the fiscal year 2018, Recurrent Revenue increased by **41%** from **N66,719,055,756.21** in 2018 to **N93,900,893,899.44** in 2019 while Capital Receipts decreased by **31%** from **N9,997,051,141.08** in 2018 to **N6,874,346,523.61** in 2019. The State Recurrent Expenditure increased by **3%** from **N66,492,183,786.27** in 2018 to **N68,459,231,541.20** in 2019 while 39 % increased from **N11,966,138,376.61** in 2018 to **N16,640,857,658.49** in 2019 was noted in Capital Expenditure.

During the period, EKSG budgeted **N78,636,419,445.34** for Recurrent Expenditure and **N51,288,052,689.67** for Capital Expenditure. The actual Recurrent Expenditure was **N68,459,231,541.20** while Capital Expenditure was **N16,640,857,658.49** representing **87%** and **32%** performance respectively.

In addition, EKSG budgeted **N89,390,722,580.61** for Recurrent Revenue and **N40,533,749,554.10** for Capital Receipts. The actual Recurrent Revenue was **N93,900,893,899.44** while actual Capital Receipt was **N6,874,346,523.61** representing **105%** and **17%** performance respectively for the period under review.

Details as contained in Annexure III.


OLARIKE. T. OLAYINKA (MRS) FCA.
ACCOUNTANT-GENERAL
EKITI STATE

RESPONSIBILITY OF THE ACCOUNTANT-GENERAL

The Financial Statements have been prepared by the Accountant-General of Ekiti State in accordance with the provision of the Finance (Control and Management) Act 1958 and Cap 144 LFN and PFM Law 2011 as amended. The Financial Statements complied with Generally Accepted Accounting Practice (GAAP) and was prepared on International Public Sector Accounting Standards (IPSAS) Accrual Basis.

The Financial Statements were prepared using the General Purpose Financial Statement (GPFS) reporting format approved by the Federal Executive Council of Nigeria (FEC) in 2012.

The Accountant-General of the State is responsible for establishing and maintaining an adequate system of internal control to provide adequate and reasonable assurance that the transaction reported are recorded accurately and are within statutory authority.

The Accountant-General ensures the integrity and objectivity of the Financial Statements to fairly reflect the financial position and performance of Ekiti State Government and apply suitable accounting policies, prudent judgments and estimate consistently for the preparation of its financial statements.

The Accountant-General further accepts responsibility for the maintenance of accounting records that may be relied upon in the preparation of financial statements as well as adequate system of internal financial control.


OLARIKE. T. OLAYINKA (MRS) FCA.
ACCOUNTANT-GENERAL
EKITI STATE

STATEMENT OF ACCOUNTING POLICIES

BASIS OF PREPARATION:

The GPFS are prepared under IPSAS Accrual Basis of Accounting that recognizes transactions and events occurred whether expenses are paid for or not and revenue received or outstanding.

BASIS OF MEASUREMENT:

The Financial statements have been prepared on historical cost unless stated otherwise.

REPORTING CURRENCY:

The Financial Statements are presented in Nigerian Naira, which is the functional currency of Ekiti State Government.

GOING CONCERN:

The Financial Statements have been prepared on a going concern basis.

ACCOUNTING PERIODS:

The Accounting period is from 1st January to 31st December, 2019.

ASSETS AND LIABILITIES:

The State Government had commenced the recognition and valuation of Assets and Liabilities which is expected to be completed over the next Three financial years from 1st January, 2017. Liabilities denominated in foreign currencies are translated to Naira at the prevailing official exchange rate as at 31st December, 2019.

ASSET RECOGNITION: Certain non-current assets not previously captured by the State have now been captured in this year account after being valued by the relevant Agencies of Government. It must be noted that IPSAS 33 allows three (3) years to recognize assets, liabilities and revenues with effect from transitional period.



OFFICE OF THE STATE AUDITOR GENERAL

State Audit Headquarters, P.M.B. 53554, New Secretariat, Ado-Ekiti, Nigeria.
Tel: 08033784866 E-mail: ekitistateauditorgeneral@gmail.com.


AUDIT CERTIFICATE

I have examined the Financial Statements of Ekiti State Government of Nigeria as at 31st December, 2019 in accordance with Section 125(2) of the Constitution of the Federal Republic of Nigeria, 1999 (as amended) and Section 26(2) of Ekiti State Audit Law (No 11) of 2014.

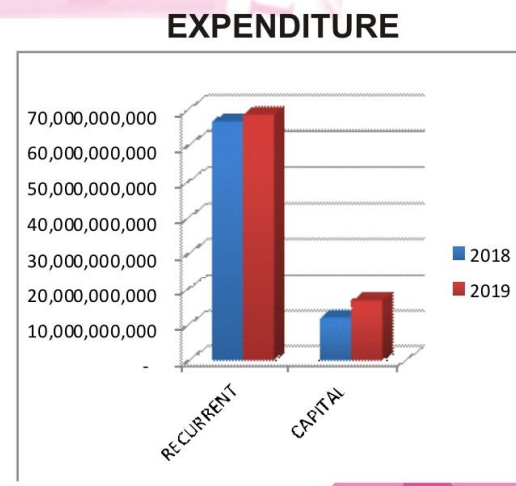
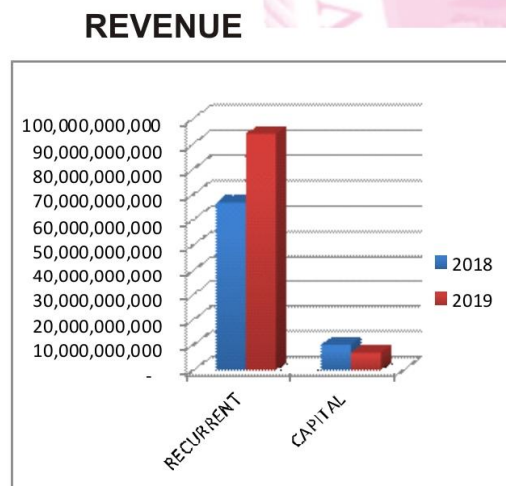
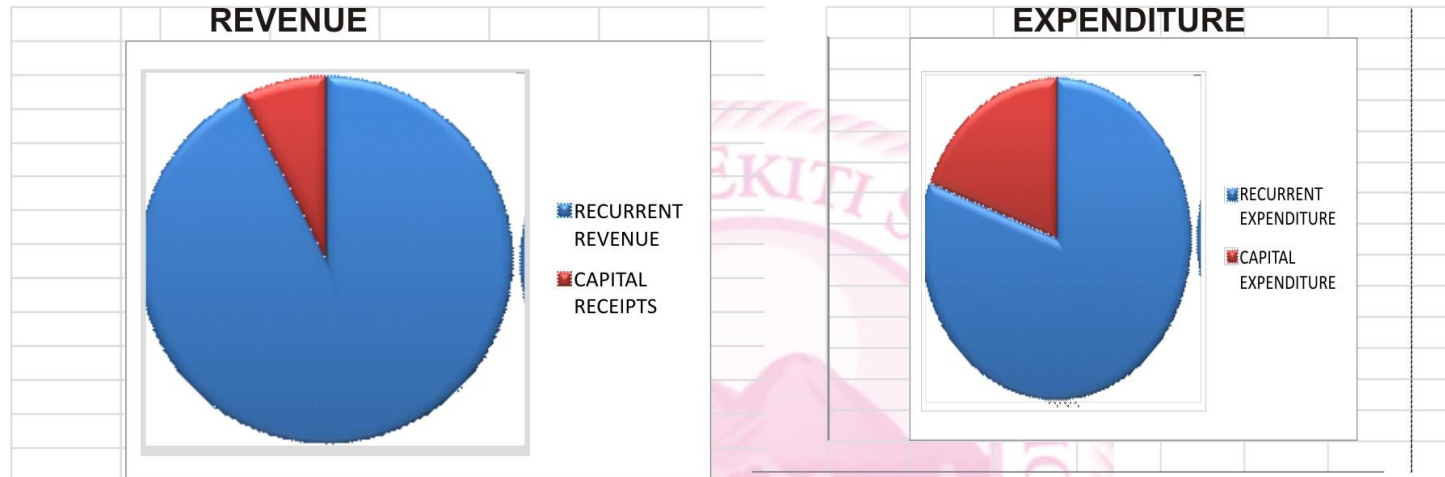
The audit was conducted according to INTOSAI Standard and I obtained appropriate information and evidences as I required for the audit.

The Financial Statements were prepared in line with Accrual IPSAS.

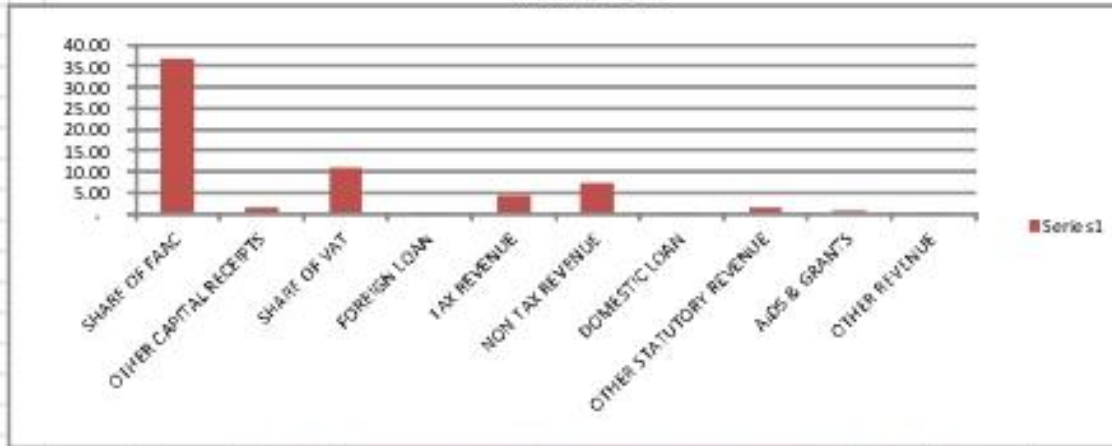
In my opinion, the Financial Statements and the Supporting Accounts give a true and fair view of the State of affairs of Ekiti State Government as at 31st December, 2019 subject to further comments in my Reports.


D.A. Kayode (FCNA, FCFIP, FCTI)
FRC/2014/ANAN/00000010277
Auditor-General,
Ekiti State.

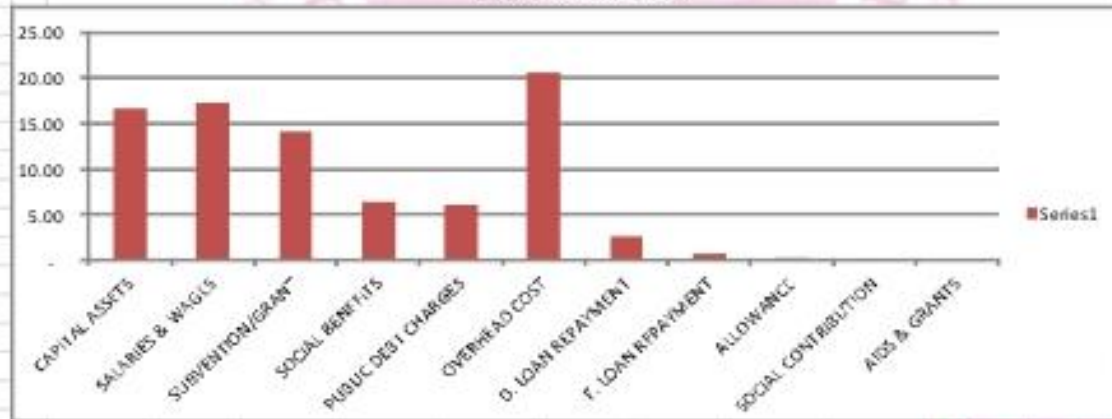
Report of the Accountant-General of Ekiti State for the Year Ended 31st December, 2019.



REVENUE



EXPENDITURE



EKITI STATE OF NIGERIA						
STATEMENT OF FINANCIAL PERFORMANCE						
FOR THE YEAR ENDED 31ST DECEMBER, 2019						
ACTUAL (2018)		NOTES	ACTUAL 2019	FINAL BUDGET 2019	INITIAL BUDGET 2019	VARIANCE ON FINAL BUDGET
₦			₦	₦	₦	₦
REVENUE FROM NON - EXCHANGE TRANSACTION						
38,019,908,660.69	Government Share of FAAC	1	36,817,362,983.09	41,941,731,901.95	41,050,789,697.59	(5,124,368,918.86)
10,214,624,926.44	Government Share of VAT	2	11,044,201,911.03	12,729,768,186.85	10,683,871,322.16	(1,685,566,275.82)
6,009,175,979.60	Other Statutory Revenue	3	1,547,410,167.24	8,940,000,000.00		(7,392,589,832.76)
4,799,846,715.32	Tax Revenue	5A	7,439,151,393.49	7,726,935,107.76	7,701,915,472.94	(287,783,714.27)
158,264,674.81	Licences	5A	202,390,149.21	127,258,942.70	141,465,152.95	75,131,206.51
1,045,264,627.02	Fines	5A	769,605,929.34	2,272,279,976.86	28,555,407.02	(1,502,674,047.52)
54,468,950.00	Aids & Grants	6	16,011,005,128.12	14,141,803,135.27	19,390,899,999.96	1,869,201,992.85
246,722,381.81	Other Revenue	7	1,154,957,874.45	2,118,759,902.30		(963,802,027.85)
225,000,000.00	Transfer from other Government Entities and refunds		-			-
60,773,276,915.69	SUB TOTAL (A)		74,986,085,535.97	89,998,537,153.69	78,997,497,052.62	(15,012,451,617.72)

Report of the Accountant-General of Ekiti State for the Year Ended 31st December, 2019.

		REVENUE FROM EXCHANGE TRANSACTION					
							-
5,706,954,648.18	Fees	5A	4,464,505,602.13	5,318,208,665.75	6,835,505,602.13		(853,703,063.62)
65,996,569.75	Sales	5A	198,079,738.98	288,705,987.73	330,402,913.46		(90,626,248.75)
1,297,547.98	Earnings	5A	870,851,354.53	1,507,898,181.45	1,790,355,641.06		(637,046,826.92)
113,825,905.04	Rent on Government Building	5A	277,000.00	8,208,658.65	2,483,809.67		(7,931,658.65)
-	Rent on Land Others	5A	24,377,562.65	73,183,835.64	41,679,775.91		(48,806,272.99)
57,704,169.57	Investment Income	5A	1,304,432,815.40				1,304,432,815.40
	Interest Earned	5A	101,046,327.87		315,581.40		101,046,327.87
5,945,778,840.52	SUB TOTAL (B)		6,963,570,401.56	7,196,205,329.22	9,000,743,323.63		(232,634,927.66)
66,719,055,756.21	GRAND TOTAL (A+B)		81,949,655,937.53	97,194,742,482.91	87,998,240,376.25		(15,245,086,545.38)
	EXPENDITURES						
17,238,668,704.27	Salaries and Wages	10	17,277,828,886.74	19,224,281,750.96	22,469,317,614.91		1,946,452,864.22
426,511,101.47	Allowances (Non Regular)	10B	320,408,113.65	815,483,762.17	512,479,644.49		495,075,648.52
122,395,929.76	Social Contributions	10C	112,365,035.53	201,570,900.68	201,570,990.68		89,205,865.15
7,493,094,654.36	Social Benefits	11	7,833,857,167.14	7,125,823,247.75	7,125,823,247.75		(708,033,919.39)
2,520,605,780.40	Overhead Cost	13	20,647,912,136.86	23,719,317,280.11	15,754,146,374.79		3,071,405,143.25
14,308,928,927.27	Subvention/Grants/Contributions	14	12,098,236,341.96	20,064,275,319.44	19,160,575,319.44		7,966,038,977.48
1,563,028,091.13	Depreciation Charges	15	7,422,558,728.90	-	-		(7,422,558,728.90)
	Finacial cost		151,504,703.45	-	-		(151,504,703.45)

Report of the Accountant-General of Ekiti State for the Year Ended 31st December, 2019.

54,468,950.00	Expenditure financed by Grant		-	-	-	-
12,242,456,448.72	Transfer to Other Fund					
55,970,158,587.38	TOTAL EXPENDITURE (B)		65,864,671,114.23	71,150,752,261.11	65,223,913,192.06	5,286,081,146.88
	Surplus/(Deficit) from Operating					
10,748,897,168.83	Activities C=(A-B)		16,084,984,823.30	26,043,990,221.80		(5,518,716,074.54)
1,278,714,615.90	Capital Expenditure	16	1,699,630,832.66			(1,699,630,832.66)
	Gain/(Loss) on Disposal of Assets		-	-	-	-
5,132,032,984.49	Public Debt Charges	12	6,087,568,669.22	7,485,667,184.23	467,455,981.50	1,398,098,515.01
6,410,747,600.39	Total Non-Operating Revenue/(Expenses) (E)		7,787,199,501.88	7,485,667,184.23	467,455,981.50	(301,532,317.65)
4,338,149,568.44	NET SURPLUS/(DEFICIT) FOR THE PERIOD (C+D-E)		8,297,785,321.42			

EKITI STATE OF NIGERIA					
STATEMENT OF FINANCIAL POSITION					
AS AT 31ST DECEMBER, 2019					
	NOTES	31/12/2019	31/12/2019	31/12/2018	31/12/2018
		₦	₦	₦	₦
CURRENT ASSETS					
Current Assets					
Cash and Cash Equivalent	27	15,675,151,223.36		11,951,237,961.91	
Receivables	28	4,818,021,953.78		4,039,203,795.48	
TOTAL CURRENT ASSETS (A)			20,493,173,177.14		15,990,441,757.39
NON-CURRENT ASSETS					
Investment	29	1,255,244,342.00			
Investment (Bond Sinking Fund Account Balance)	31	360,674,000.00		1,596,112,000.00	
Property Plant and Equipment (NBV)	15B	116,090,801,226.82		17,310,868,787.86	
Investment Property	15B	13,666,557,500.00			
Work in Progress (PPE)	33	41,611,833,704.09		1,577,074,209.00	
TOTAL NON-CURRENT ASSETS (B)			172,985,110,772.91		20,484,054,996.86
TOTAL ASSETS (C=A+B)			193,478,283,950.05		36,474,496,754.25

Report of the Accountant-General of Ekiti State for the Year Ended 31st December, 2019.

LIABILITIES					
Current Liabilities:					
Payables	34	23,447,652,791.14		20,269,431,948.58	
Accrued Expenses		-		4,047,798,841.15	
TOTAL CURRENT LIABILITIES (D)					
Non-Current Liabilities					
Long Term Borrowings: Foreign Loan	25	31,508,779,063.32		30,034,529,853.59	
Long Term Borrowings: Domestic Loan	26A	55,270,240,868.17		58,067,393,476.56	
TOTAL NON-CURRENT LIABILITIES (E)			86,779,019,931.49		88,101,923,330.15
TOTAL LIABILITIES (F=D+E)			110,226,672,722.63		112,419,154,119.88
NET ASSETS (G=C-F)			83,251,611,228.69		75,944,657,364.36
NET ASSETS/EQUITY					
Reserves		74,953,825,907.27		(80,282,806,932.80)	
Surplus/(Deficit) for the period		8,297,785,321.42		4,338,149,568.44	
Minority Interest		-		-	
TOTAL NET ASSETS/EQUITY			83,251,611,228.69		(75,944,657,364.36)

Report of the Accountant-General of Ekiti State for the Year Ended 31st December, 2019.

EKITI STATE OF NIGERIA						
STATEMENT OF CASH FLOW						
FOR THE YEAR ENDED 31ST DECEMBER, 2019						
FINAL BUDGET		NOTES	2019		2018	
₦			₦	₦	₦	₦
	CASH FLOWS FROM OPERATING ACTIVITIES					
	INFLOWS					
41,941,731,901.95	Government Share of FAAC	1	36,817,362,983.09		38,019,908,660.69	
12,729,768,186.85	Government Share of VAT	2	11,044,201,911.03		10,214,624,926.44	
8,940,000,000.00	Other Statutory Revenue	3	1,547,410,167.24		6,009,175,979.60	
7,726,935,107.76	Tax Revenue	5A	7,439,151,393.49		4,799,846,715.32	
9,595,744,248.78	Non-Tax Revenue	5A	7,935,566,480.11		7,149,308,142.35	
2,118,759,902.30	Other Revenue	7	1,154,957,874.45		246,722,381.81	
14,141,803,135.27	AID & Grants	6	16,011,005,128.12		54,468,950.00	
	Transfer from other Government Entities		-		225,000,000.00	
97,194,742,482.91	TOTAL INFLOW FROM OPERATING ACTIVITIES (A)			81,949,655,937.53		66,719,055,756.21
	OUTFLOWS					
19,224,281,750.96	Salaries and Wages	17	17,297,726,728.70		18,450,740,807.59	
815,483,762.17	Allowances (Non Regular)	17B	320,408,113.65		426,511,101.47	
201,570,900.66	Social Contributions	17C	108,000,000.00		108,000,000.00	
7,125,823,247.75	Social Benefits	18	6,328,924,536.51		5,271,939,900.09	
7,485,667,184.23	Public Debt Charges	19	6,087,568,669.32		5,325,311,802.76	
23,719,317,280.11	Overhead Cost	20	20,647,912,136.86		2,615,456,299.78	
20,064,275,319.44	Subvention/Grants	21	14,072,304,588.92		14,595,378,328.10	
	Finacial Cost		151,504,703.45			
	Transfer to Other Funds				12,356,054,098.72	
	Expenditure Financed by Aids & Grants				54,468,950.00	
78,636,419,445.32	TOTAL OUTFLOW FROM OPERATING ACTIVITIES (B)			65,014,349,477.41		59,203,861,288.51
	NET CASH FLOW FROM OPERATING ACTIVITIES (C=A-B)			16,935,306,460.12		7,515,194,467.70

Report of the Accountant-General of Ekiti State for the Year Ended 31st December, 2019.

	CASH FLOWS FROM INVESTING ACTIVITIES				
	PURCHASE/CONSTRUCTION OF ASSETS:				
10,508,276,430.03	Administrative Sector	22	(2,112,204,761.20)	(702,532,362.81)	
28,911,887,409.64	Economic Sector	22	(13,233,511,996.70)	(8,348,137,947.10)	
775,188,000.00	Law and Justice Sector		-	-	
	Regional Sector		-	-	
11,092,700,850.00	Social Service Sector	22	(1,295,140,900.59)	(2,915,468,066.70)	
51,288,052,689.67	NET CASH FLOW FROM INVESTING ACTIVITIES		(16,640,857,658.49)	(11,966,138,376.61)	
	CASH FLOWS FROM FINANCING ACTIVITIES				
	Proceeds from Foreign Loans	23	6,174,346,523.61	9,709,551,141.08	
	Proceeds from Domestic Loans	24	700,000,000.00	287,500,000.00	
7,018,211,202.75	Foreign Loans Repayments	26	(795,978,143.83)	(423,196,344.28)	
	Domestic Loans Repayment	26A	(2,648,903,919.96)	(6,865,126,153.48)	
7,018,211,202.75	NET CASH FLOW FROM FINANCING ACTIVITIES		3,429,464,459.82	2,708,728,643.32	
	NET CASH FLOW FROM ALL ACTIVITIES		3,723,913,261.45	(1,742,215,265.59)	
	CASH & ITS EQUIVALENT AS AT 1ST OF JANUARY 2019		11,951,237,961.91	13,693,453,227.50	
	CASH & ITS EQUIVALENT AS AT 31ST DECEMBER, 2019		15,675,151,223.36	11,951,237,961.91	

EKITI STATE OF NIGERIA					
STATEMENT OF CHANGE IN NET ASSETS/EQUITY					
FOR THE YEAR ENDED 31ST DECEMBER, 2019					
	NOTES	REVALUATION RESERVE	TRANSLATION RESERVE	ACCUMULATED SURPLUSES/DEFICITS	TOTAL
		N	N	N	N
Balance as at 31st December 2018					(75,944,657,364.36)
Non-Current Assets recognised during the year		145,102,174,639.91			145,102,174,639.91
Investment recognised during the year	29	1,255,244,342.00			1,255,244,342.00
Prior year adjustment on payables		(1,339,590,258.22)			(1,339,590,258.22)
Short fall in Bond Sinking Fund Account Balance	31	(18,994,000.00)			(18,994,000.00)
Net surplus/(deficit)for the Period				8,297,785,321.42	
Interest receivable on JAAC loan Recognised in the year		896,352,215.87			896,352,215.87
2018 Cash balance of SDG Recognised in the year		401,755,756.96			401,755,756.96
Surplus on Revaluation of Investments					
Previous over-statement of foreign loan balance	25B	3,904,119,170.05			3,904,119,170.05
Increase in Advances not Recognised in Statement of Financial Performance	28B	697,421,405.06			697,421,405.06
Balance as at 31ST DECEMBER, 2019				8,297,785,321.42	74,953,825,907.27

EKITI STATE OF NIGERIA					
STATEMENT OF COMPARISON OF BUDGET AND ACTUAL CASH					
FOR THE YEAR ENDED 31ST DECEMBER, 2019					
	ACTUAL AMOUNT	INITIAL BUDGET	FINAL BUDGET	VARIANCE ON BUDGET	PERFORMANCE
	N		N	N	N
	A		B	C=A-B	A/B%
OPENING BALANCE (A)	11,951,237,961.91		1,900,000,000.00	10,051,237,961.91	629.01
RECEIPTS					
REVENUE FROM NON-EXCHANGE TRANSACTION					
Government Share of FAAC	36,817,362,983.09	41,050,789,697.59	41,941,731,901.95	(5,124,368,918.86)	87.78
Government Share of VAT	11,044,201,911.03	10,683,871,322.16	12,729,768,186.85	(1,685,566,275.82)	86.76
Other Statutory Revenue & Transfers	1,547,410,167.24		8,940,000,000.00	(7,392,589,832.76)	17.31
Tax Revenue	7,439,151,393.49	7,701,915,472.94	7,726,935,107.76	(287,783,714.27)	96.28
Licences	202,390,149.21	141,465,152.95	127,258,942.70	75,131,206.51	159.04
Fines	769,605,929.34	28,555,407.02	2,272,279,976.86	(1,502,674,047.52)	33.87
Aid & Grants	16,011,005,128.12	19,390,899,999.96	14,141,803,135.27	1,869,201,992.85	113.22
Other Revenue	1,154,957,874.45		2,118,759,902.30	(963,802,027.85)	54.51
SUB TOTAL (B)	74,986,085,535.97	78,997,497,052.62	89,998,537,153.69	(15,012,451,617.72)	83.32

Report of the Accountant-General of Ekiti State for the Year Ended 31st December, 2019.

REVENUE FROM EXCHANGE TRANSACTION					
Fees	4,464,505,602.13	6,835,505,602.13	5,318,208,665.75	(853,703,063.62)	83.95
Sales	198,079,738.98	330,402,913.46	288,705,987.73	(90,626,248.75)	-
Earnings	870,851,354.53	1,790,355,641.06	1,507,898,181.45	(637,046,826.92)	57.75
Rent on Government Building	277,000.00	2,483,809.67	8,208,658.65	(7,931,658.65)	3.37
Rent on Land and Others	24,377,562.65	41,679,775.91	73,183,835.64	(48,806,272.99)	33.31
Investment Income	1,304,432,815.40			1,304,432,815.40	-
Interest Earned	101,046,327.87	315,581.40		101,046,327.87	
SUB TOTAL (C)	6,963,570,401.56	9,000,743,323.63	7,196,205,329.22	(232,634,927.66)	96.77
RECEIPTS FROM LOAN					
Proceeds from Domestic Loan	700,000,000.00	13,000,000,000.00	14,000,000,000.00		
Proceeds from Foreign Loan	6,174,346,523.61	28,926,231,758.76	16,829,729,652.10		
SUB TOTAL (D)	6,874,346,523.61	41,926,231,758.76	30,829,729,652.10		
TOTAL RECEIPTS (B+C+D)	88,824,002,461.14	129,924,472,135.01	128,024,472,135.01		
TOTAL FUND AVAILABLE (A+B+C+D)	100,775,240,423.05	129,924,472,135.01	129,924,472,135.01	(29,149,231,711.96)	77.56

Report of the Accountant-General of Ekiti State for the Year Ended 31st December, 2019.

PAYMENTS				-	
Salaries and Wages	17,297,726,728.70	22,469,317,614.91	19,224,281,750.96	1,926,555,022.26	89.98
Allowances (Non Regular)	320,408,113.65	512,479,644.49	815,483,762.17	495,075,648.52	39.29
Social Contributions	108,000,000.00	201,570,990.68	201,570,900.66	93,570,900.66	53.58
Social Benefits	6,328,924,536.51	7,125,823,247.75	7,125,823,247.75	796,898,711.24	88.82
Overhead Cost	20,647,912,136.86	15,754,146,374.79	23,719,317,280.11	3,071,405,143.25	87.05
Subvention/Grants/Contributions	14,072,304,588.92	19,160,575,319.44	20,064,275,319.44	5,991,970,730.52	70.14
Finacial Cost	151,504,703.45			(151,504,703.45)	
Purchase/Construction of Assets	16,640,857,658.49	57,214,891,758.72	51,288,052,689.67	34,647,195,031.18	32.45
Public Debt Charges	6,087,568,669.32	467,455,981.50	467,455,981.50	(5,620,112,687.82)	1,302.28
Foreign Loan Repayments	795,978,143.83		-	(795,978,143.83)	-
Domestic Loan Repayments	2,648,903,919.96	7,018,211,202.73	7,018,211,202.75	4,369,307,282.79	37.74
TOTAL PAYMENTS	85,100,089,199.69	129,924,472,135.01	129,924,472,135.01	44,824,382,935.32	65.50
NET RECEIPTS	15,675,151,223.36		-		

NOTE 1: STATUTORY ALLOCATION (FAAC)

MONTH	2019			2018		
	GROSS RECEIPTS	DEDUCTION AT SOURCE	NET RECEIPTS	GROSS RECEIPTS	DEDUCTION AT SOURCE	NET RECEIPTS
	N	N	N	N	N	N
JANUARY	3,052,144,712.23	580,507,083.52	2,471,637,628.71	3,008,113,895.91	969,795,217.11	2,038,318,678.80
FEBRUARY	2,784,023,257.58	621,619,583.94	2,162,403,673.64	2,982,343,536.80	1,015,534,534.02	1,966,809,002.78
MARCH	2,643,587,155.79	623,778,008.43	2,019,809,147.36	3,080,601,671.59	974,444,490.48	2,106,157,181.11
APRIL	2,492,325,224.50	623,778,008.43	1,868,547,216.07	2,659,739,164.73	974,444,490.48	1,685,294,674.25
MAY	2,866,200,081.57	664,890,508.43	2,201,309,573.14	3,304,634,280.25	1,015,556,990.48	2,289,077,289.77
JUNE	3,208,063,914.33	623,778,008.43	2,584,285,905.90	3,214,407,061.54	974,444,490.48	2,239,962,571.06
JULY	3,507,836,236.57	623,778,008.43	2,884,058,228.14	3,344,933,721.11	974,444,490.48	2,370,489,230.63
AUGUST	3,417,687,502.86	664,890,508.43	2,752,796,994.43	3,227,016,613.58	1,018,816,391.94	2,208,200,221.64
SEPTEMBER	3,440,971,680.22	838,725,120.86	2,602,246,559.36	3,287,590,081.08	977,703,891.94	2,309,886,189.14
OCTOBER	3,348,536,934.35	766,050,530.52	2,582,486,403.83	3,149,611,388.07	580,507,083.52	2,569,104,304.55
NOVEMBER	3,302,347,845.70	807,163,030.52	2,495,184,815.18	3,401,289,232.55	621,619,583.94	2,779,669,648.61
DECEMBER	2,753,638,437.39	766,050,530.52	1,987,587,906.87	3,359,628,013.48	580,507,083.52	2,779,120,929.96
TOTAL	36,817,362,983.09	8,205,008,930.46	28,612,354,052.63	38,019,908,660.69	10,677,818,738.39	27,342,089,922.30

NOTE 2: VALUE ADDED TAX

MONTH	2019			2018		
	GROSS RECEIPT	DEDUCTION AT SOURCE	NET RECEIPTS	GROSS RECEIPT	DEDUCTION AT SOURCE	NET RECEIPTS
	N	N	N	N	N	N
JANUARY	942,584,868.59	-	942,584,868.59	780,612,659.12	-	780,612,659.12
FEBRUARY	974,094,267.95	-	974,094,267.95	895,736,065.14	-	895,736,065.14
MARCH	900,208,733.96	-	900,208,733.96	836,737,857.64	-	836,737,857.64
APRIL	868,478,783.90	-	868,478,783.90	779,829,230.07	-	779,829,230.07
MAY	915,460,865.53	-	915,460,865.53	808,362,251.09	-	808,362,251.09
JUNE	1,012,812,058.87	-	1,012,812,058.87	895,997,734.04	-	895,997,734.04
JULY	1,007,180,188.56	-	1,007,180,188.56	818,538,881.08	-	818,538,881.08
AUGUST	899,122,322.45	-	899,122,322.45	744,109,070.31	-	744,109,070.31
SEPTEMBER	817,946,393.01	-	817,946,393.01	1,084,058,311.41	-	1,084,058,311.41
OCTOBER	872,648,712.22	-	872,648,712.22	751,795,229.83	-	751,795,229.83
NOVEMBER	985,737,573.66	-	985,737,573.66	974,942,623.58	-	974,942,623.58
DECEMBER	847,927,142.33	-	847,927,142.33	843,905,013.13	-	843,905,013.13
TOTAL	11,044,201,911.03	-	11,044,201,911.03	10,214,624,926.44	-	10,214,624,926.44

NOTE 3: OTHER STATUTORY ALLOCATION & TRANSFERS (FAAC)

MONTH	EXCESS CRUDE REFUND	EXCHANGE RATE GAIN	RECOVERY ON PARIS CLUB (NGF) REFUND	FOREX EQUALIZATION	RECOVERED EXCESS BANK CHARGES	AUGUMENTATIO N REVENUE	SOLID MINERALS	NNPC REFUND	TOTAL
	N	N	N	N	N	N			N
JANUARY	-	5,504,191.10	-	-	-	-	-	-	5,504,191.10
FEBRUARY	-	3,665,826.24	-	274,066,165.98	51,176,815.81	-	-	-	328,908,808.03
MARCH	-	4,746,596.57	-	242,145,233.47	25,306,299.47	-	-	-	272,198,129.51
APRIL	-	3,621,809.46	-	71,725,549.57	-	301,472,782.57	-	54,813,233.19	431,633,374.79
MAY	-	4,407,754.33	-	-	-	-	-	-	4,407,754.33
JUNE	-	6,465,061.18	-	-	-	-	-	-	6,465,061.18
JULY	-	5,809,508.78	-	-	-	-	-	-	5,809,508.78
AUGUST	-	5,663,173.88	-	-	-	-	-	-	5,663,173.88
SEPTEMBER	-	5,764,987.64	-	109,626,466.39	11,056,612.25	-	-	-	126,448,066.28
OCTOBER	-	5,283,589.14	-	-	-	-	-	-	5,283,589.14
NOVEMBER	-	6,221,097.22	-	-	-	-	53,981,381.05	-	60,202,478.27
DECEMBER	-	4,375,896.02	-	290,510,135.93	-	-	-	-	294,886,031.95
TOTAL	-	61,529,491.56	-	988,073,951.34	87,539,727.53	301,472,782.57	53,981,381.05	54,813,233.19	1,547,410,167.24

NOTE 4: FACILITIES REPAYMENT; DEDUCTION AT SOURCE (FAAC)

MONTH	FOREIGN LOAN	NUWSR PROJECT	BOND ISSUANCE PROGRAMME 2	RESTRUCTURING OF COMM. BANK LOAN	FG BAIL OUT	CBN BUDGET SUPPORT	EXCESS CRUDE LOAN	TOTAL
	N	N	N	N	N		N	N
JANUARY	53,517,269.11	-	102,458,000.01	248,153,651.78	86,405,567.03		89,972,595.59	580,507,083.52
FEBRUARY	53,517,269.11	41,112,500.42	102,458,000.01	248,153,651.78	86,405,567.03		89,972,595.59	621,619,583.94
MARCH	96,788,194.02		102,458,000.01	248,153,651.78	86,405,567.03		89,972,595.59	623,778,008.43
APRIL	96,788,194.02	-	102,458,000.01	248,153,651.78	86,405,567.03		89,972,595.59	623,778,008.43
MAY	96,788,194.02	41,112,500.00	102,458,000.01	248,153,651.78	86,405,567.03		89,972,595.59	664,890,508.43
JUNE	96,788,194.02	-	102,458,000.01	248,153,651.78	86,405,567.03		89,972,595.59	623,778,008.43
JULY	96,788,194.02		102,458,000.01	248,153,651.78	86,405,567.03		89,972,595.59	623,778,008.43
AUGUST	96,788,194.02	41,112,500.00	102,458,000.01	248,153,651.78	86,405,567.03		89,972,595.59	664,890,508.43
SEPTEMBER	86,493,536.70	-	102,458,000.01	248,153,651.78	86,405,567.03	225,241,769.75	89,972,595.59	838,725,120.86
OCTOBER	86,493,536.70		102,458,000.01	248,153,651.78	86,405,567.03	152,567,179.41	89,972,595.59	766,050,530.52
NOVEMBER	86,493,536.70	41,112,500.00	102,458,000.01	248,153,651.78	86,405,567.03	152,567,179.41	89,972,595.59	807,163,030.52
DECEMBER	86,493,536.70		102,458,000.01	248,153,651.78	86,405,567.03	152,567,179.41	89,972,595.59	766,050,530.52
TOTAL	1,033,737,849.14	164,450,000.42	1,229,496,000.12	2,977,843,821.36	1,036,866,804.36	682,943,307.98	1,079,671,147.08	8,205,008,930.46

Report of the Accountant-General of Ekiti State for the Year Ended 31st December, 2019.

NOTE 5A: INTERNALLY GENERATED REVENUE (IGR)

ECONOMIC CODE	DETAILS	ACTUAL	FINAL BUDGET	VARIANCE
		N	N	N
12	INDEPENDENT REVENUE			
	TAX REVENUE			
1201	Personal Taxes:			
12010101	Pay AsYou Earn	4,684,413,496.25	6,703,502,588.50	(2,019,089,092.25)
12010112	Direct Assessment	303,892,108.94	415,689,440.69	(111,797,331.75)
12010106	Development Levy	162,236,830.89	130,902,364.77	31,334,466.12
12010107	Capital Gains Tax	1,510,206.04	(4,496,173.47)	6,006,379.51
12010110	Withholding Tax	528,451,410.79	381,644,927.22	146,806,483.57
12010114	Tax Audit	1,735,165,096.69	70,000,000.00	1,665,165,096.69
12020146	Pool Bettings	5,855,000.00	5,938,392.01	(83,392.01)
12020487	Stamp Duties	17,627,243.89	23,753,568.04	(6,126,324.15)
	TOTAL TAX REVENUE	7,439,151,393.49	7,726,935,107.76	(287,783,714.27)
1202	NON TAX REVENUE			
120201	Licenses General	202,390,149.21	127,258,942.70	75,131,206.51
120204	Fees - General	4,464,505,602.13	5,318,208,665.75	(853,703,063.62)
120205	Fines - General	769,605,929.34	2,272,279,976.86	(1,502,674,047.52)
120206	Sales - General	198,079,738.98	288,705,987.73	(90,626,248.75)
120207	Earnings - General	870,851,354.53	1,507,898,181.45	(637,046,826.92)
120208	Rent On Government Buildings	277,000.00	8,208,658.65	(7,931,658.65)
120209	Rent On Lands & Other General	24,377,562.65	73,183,835.64	(48,806,272.99)
120211	Investment Income	1,304,432,815.40	-	1,304,432,815.40
120212	Interest Earned	101,046,327.87	-	101,046,327.87
	TOTAL NON-TAX REVENUE	7,935,566,480.11	9,595,744,248.78	(1,660,177,768.67)
	TOTAL	15,374,717,873.60	17,322,679,356.54	(1,947,961,482.94)

NOTE 5B: DETAILS OF NON-TAX REVENUE (IGR)

	ADMIN CODE	MINISTRIES, DEPARTMENTS AND AGENCIES (MDAs)	ACTUAL REVENUE	BUDGET	VARIANCE
			N	N	N
B	NON - TAX REVENUE				
1	LICENCES GENERAL - 120201				
	021500100100	MINISTRY OF AGRICULTURE AND RURAL DEVELOPMENT	21,379,156.51	8,600,000.00	12,779,156.51
	021510200100	AGRICULTURAL DEVELOPMENT PROGRAMME	-	40,909.35	(40,909.35)
	021510900100	FORESTRY DEPARTMENT	9,179,475.25	18,000,000.00	(8,820,524.75)
	022000800100	BOARD OF INTERNAL REVENUE SERVICE	164,234,009.95	95,014,272.16	69,219,737.79
	023100300100	EKITI STATE ELECTRICITY BOARD	-	202,418.54	(202,418.54)
	023300100100	EKITI STATE MINERAL RESOURCES DEVELOPMENT AGENCY	-	-	-
	025210300100	RURAL WATER SUPPLY AND SANITATION AGENCY	1,227,900.00	1,000,000.00	227,900.00
	025300100100	MINISTRY OF LAND, HOUSING AND URBAN DEVELOPMENT	12,500.00	1,000,000.00	(987,500.00)
	051400100100	MINISTRY OF WOMEN AFFAIRS, GENDER EMPOWERMENT & SOCIAL WELFARE - HQTRS	230,000.00	410,000.00	(180,000.00)
	051700100100	MINISTRY OF EDUCATION, SCIENCE AND TECHNOLOGY	6,099,950.00	500,000.00	5,599,950.00
	051701800100	COLLEGE OF EDUCATION - IKERE EKITI	-	-	-
	051705500300	COOPERATIVE DEPARTMENT AND COOPERATIVE COLLEGE UERO-EKITI	-	744,250.65	(744,250.65)
	052100100000	MINISTRY OF HEALTH - HQTRS	27,157.50	1,747,092.00	(1,719,934.50)
		SUB - TOTAL (LICENCES - GENERAL) 120204	202,390,149.21	127,258,942.70	75,131,206.51

Report of the Accountant-General of Ekiti State for the Year Ended 31st December, 2019.

	FEES - GENERAL 120204			
011101300600	INTEGRATION & INTERGOVERNMENTAL RELATION (P & E)	2,560,000.00		2,560,000.00
011111300100	GOVERNMENT HOUSE AND PROTOCOL	550,000.00	1,145,766.89	(595,766.89)
011200300100	STATE HOUSE OF ASSEMBLY	1,100,000.00	-	1,100,000.00
011200400100	HOUSE OF ASSEMBLY SERVICE COMMISSION	120,000.00	-	120,000.00
012300100100	MINISTRY OF INFORMATION	30,000.00	137,673.72	(107,673.72)
012300300100	BROADCASTING SERVICE OF EKITI STATE		1,000,000.00	(1,000,000.00)
012500100300	GENERAL ADMINISTRATION DEPARTMENT	610,000.00	22,805,028.37	(22,195,028.37)
012500500100	OFFICE OF ESTABLISHMENTS AND TRAINING	1,213,285.00	5,500,000.00	(4,286,715.00)
014000100100	STATE AUDITOR GENERAL OFFICE	987,000.00	1,070,000.00	(83,000.00)
014700100100	CIVIL SERVICE COMMISSION	-	-	
014800100100	STATE INDEPENDENT ELECTORAL COMMISSION	143,270.00	-	143,270.00
021500100100	MINISTRY OF AGRICULTURE AND RURAL DEVELOPMENT	6,843,430.00	9,400,000.00	(2,556,570.00)
021510200100	AGRICULTURAL DEVELOPMENT PROGRAMME	60,000.00	-	60,000.00
021510900100	FORESTRY DEPARTMENT	28,675,102.93	75,000,000.00	(46,324,897.07)
021511000100	FOUNTAIN AGRIC MARKETING AGENCY	60,000.00	-	60,000.00
022000100100	MINISTRY OF FINANCE AND ECONOMIC DEVELOPMENT	51,000.00	-	51,000.00
022000700100	OFFICE OF THE ACCOUNTANT GENERAL	-	1,963,804.83	(1,963,804.83)
022000800100	BOARD OF INTERNAL REVENUE SERVICE	3,000.00	6,138,392.01	(6,135,392.01)
022000800300	EKITI STATE SIGNAGE AND ADVERTISEMENT AGENCY (IRS)	28,340,120.06	20,623,804.12	7,716,315.94

Report of the Accountant-General of Ekiti State for the Year Ended 31st December, 2019.

022200100100	MINISTRY OF COMMERCE, INDUSTRIES AND COOPERATIVES	17,592,476.25	16,924,440.40	668,035.85
022900100100	MINISTRY OF WORKS AND TRANSPORT - HQTRS	31,980,305.00	13,924,659.07	18,055,645.93
023100300100	EKITI STATE ELECTRICITY BOARD	289,000.00	322,232.35	(33,232.35)
023300100100	EKITI STATE MINERAL RESOURCES DEVELOPMENT AGENCY	12,684,000.00	34,207,542.56	(21,523,542.56)
023400200100	OFFICE OF SURVEYOR - GENERAL OF THE STATE	11,564,359.00	17,313,434.73	(5,749,075.73)
023800500100	MILLENNIUM DEVELOPMENT GOALS (MDGS) OFFICE	6,720,000.00	10,806,820.92	(4,086,820.92)
025210200100	EKITI STATE WATER CORPORATION	75,000.00	1,596,521.57	(1,521,521.57)
025210300100	RURAL WATER SUPPLY AND SANITATION AGENCY		1,000,000.00	(1,000,000.00)
025300100100	MINISTRY OF LAND, HOUSING AND URBAN DEVELOPMENT	308,899,499.47	332,975,822.09	(24,076,322.62)
025301000100	STATE HOUSING CORPORATION	3,943,061.00	20,950,000.00	(17,006,939.00)
025305600100	URBAN RENEWAL AGENCY		1,140,251.42	(1,140,251.42)
026100100100	MINISTRY OF PUBLIC UTILITIES	6,067,906.25	5,841,508.51	226,397.74
031800100100	EKITI STATE JUDICIARY	1,466,580.00	15,053,159.85	(13,586,579.85)
031801100100	STATE JUDICIAL SERVICE COMMISSION	771,093.00	1,810,000.00	(1,038,907.00)
032600100100	MINISTRY OF JUSTICE	346,700.00	800,000.00	(453,300.00)
050050010010	MINISTRY FOR LOCAL GOVERNMENT AND COMMUNITY DEVELOPMENT		3,420,754.20	(3,420,754.20)
051400100100	MINISTRY OF WOMEN AFFAIRS, GENDER EMPOWERMENT & SOCIAL WELFARE - HQTRS	2,838,457.50	4,101,131.38	(1,262,673.88)
051700100100	MINISTRY OF EDUCATION, SCIENCE AND TECHNOLOGY	14,198,053.96	521,400,000.00	(507,201,946.04)
051700100100	MINISTRY OF EDUCATION, SCIENCE AND TECHNOLOGY	4,830,000.00	5,265,503.88	(435,503.88)
051700800100	EKITI STATE LIBRARY BOARD	85,365.00	378,057.60	(292,692.60)

Report of the Accountant-General of Ekiti State for the Year Ended 31st December, 2019.

051701800100	COLLEGE OF EDUCATION - IKERE EKITI	461,092,953.00	630,000,000.00	(168,907,047.00)
051702100100	EKITI STATE UNIVERSITY	3,050,637,473.00	3,050,652,367.49	(14,894.49)
051705500100	BOARD FOR TECHNICAL AND VOCATIONAL EDUCATION	-	1,000,000.00	(1,000,000.00)
051705500200	AGENCY FOR ADULT AND NON-FORMAL EDUCATION	101,236.25	280,000.00	(178,763.75)
052100100000	MINISTRY OF HEALTH - HQTRS	-	1,737,899.00	(1,737,899.00)
052102600100	EKITI STATE UNIVERSITY TEACHING HOSPITAL	147,551,295.00	130,347,917.98	17,203,377.02
052110200100	HOSPITAL MANAGEMENT BOARD	37,369,129.94	105,000,000.00	(67,630,870.06)
052110600100	COLLEGE OF HEALTH TECHNOLOGY	263,809,875.52	236,052,159.46	27,757,716.06
053500100100	MINISTRY OF ENVIRONMENT	190,000.00	-	190,000.00
053501600100	STATE ENVIRONMENTAL PROTECTION AGENCY	7,891,575.00	7,981,759.93	(90,184.93)
053505300100	EKITI STATE WASTE MANAGEMENT BOARD	-	-	-
053905100100	EKITI STATE SPORT COUNCIL	164,000.00	1,140,251.42	(976,251.42)
	SUB - TOTAL FEES - GENERAL 120204	4,464,505,602.13	5,318,208,665.75	(853,703,063.62)
	FINES - GENERAL 120205			-
012300100100	MINISTRY OF INFORMATION	1,502,100.00	32,091.42	1,470,008.58
012301300100	GOVERNMENT PRINTING PRESS	-	662,399.97	(662,399.97)
012500500100	OFFICE OF ESTABLISHMENTS AND TRAINING	-	400,000.00	(400,000.00)
014000200100	OFFICE OF THE AUDITOR GENERAL FOR LOCAL GOVERNMENT	-	7,218,331.45	(7,218,331.45)
014700100100	CIVIL SERVICE COMMISSION	540,415.00	2,110,377.13	(1,569,962.13)

Report of the Accountant-General of Ekiti State for the Year Ended 31st December, 2019.

014800100100	STATE INDEPENDENT ELECTORAL COMMISSION	-	-	-
021500100100	MINISTRY OF AGRICULTURE AND RURAL DEVELOPMENT	21,349,935.70	29,283,158.02	(7,933,222.32)
021510200100	AGRICULTURAL DEVELOPMENT PROGRAMME	-	153,040.10	(153,040.10)
021510900100	FORESTRY DEPARTMENT	120,000.00	2,000,000.00	(1,880,000.00)
022000100100	MINISTRY OF FINANCE AND ECONOMIC DEVELOPMENT	15,000.00	114,025.14	(99,025.14)
022000800100	BOARD OF INTERNAL REVENUE SERVICE	-	-	-
022200100100	MINISTRY OF COMMERCE, INDUSTRIES AND COOPERATIVES	540,000.00	-	540,000.00
022200100100	MINISTRY OF COMMERCE, INDUSTRIES AND COOPERATIVES	-	3,437,300.65	(3,437,300.65)
022900100100	MINISTRY OF WORKS AND TRANSPORT - HQTRS	2,458,972.50	8,935,524.08	(6,476,551.58)
022905500100	EKITI STATE TRAFFIC MANAGEMENT AGENCY	10,194,560.00	14,594,900.00	(4,400,340.00)
023100300100	EKITI STATE ELECTRICITY BOARD	10,000.00	48,232.57	(38,232.57)
023400200100	OFFICE OF SURVEYOR - GENERAL OF THE STATE	2,730,108.70	4,500,000.00	(1,769,891.30)
025300100100	MINISTRY OF LAND, HOUSING AND URBAN DEVELOPMENT	24,648,345.53	183,000,000.00	(158,351,654.47)
025301000100	STATE HOUSING CORPORATION	-	-	-
026100100100	MINISTRY OF PUBLIC UTILITIES	-	1,000,000.00	(1,000,000.00)
031800100100	EKITI STATE JUDICIARY	13,265,879.81	8,000,000.00	5,265,879.81
032600100100	MINISTRY OF JUSTICE	63,997,445.36	180,976,917.56	(116,979,472.20)
050500200100	CHIEFTAINCY AFFAIRS	1,457,500.00	1,710,377.13	(252,877.13)
051305100101	MINISTRY OF YOUTH AND SPORT DEVELOPMENT	-	5,050,000.00	(5,050,000.00)
051400100100	MINISTRY OF WOMEN AFFAIRS, GENDER EMPOWERMENT & SOCIAL WELFARE - HQTRS	144,472.50	370,000.00	(225,527.50)

Report of the Accountant-General of Ekiti State for the Year Ended 31st December, 2019.

051700100100	MINISTRY OF EDUCATION, SCIENCE AND TECHNOLOGY	36,333,297.59	48,225,709.26	(11,892,411.67)
051700300100	STATE UNIVERSAL BASIC EDUCATION BOARD	341,075.02	1,576,004.63	(1,234,929.61)
051700800100	EKITI STATE LIBRARY BOARD	-	120,000.00	(120,000.00)
051701800100	COLLEGE OF EDUCATION - IKERE EKITI	205,605,857.00	491,163,267.17	(285,557,410.17)
051702100100	EKITI STATE UNIVERSITY	357,902,403.00	1,221,708,157.50	(863,805,754.50)
051705500100	BOARD FOR TECHNICAL AND VOCATIONAL EDUCATION	190,236.25	420,754.26	(230,518.01)
051705500200	AGENCY FOR ADULT AND NON-FORMAL EDUCATION	45,000.00	100,000.00	(55,000.00)
052100100000	MINISTRY OF HEALTH - HQTRS	2,452,681.25	4,966,894.64	(2,514,213.39)
052110200100	HOSPITAL MANAGEMENT BOARD	4,392,964.50	22,000,000.00	(17,607,035.50)
052110600100	COLLEGE OF HEALTH TECHNOLOGY	11,725,000.00	17,000,000.00	(5,275,000.00)
053500100100	MINISTRY OF ENVIRONMENT	4,753,100.63	5,701,257.09	(948,156.46)
053501600100	STATE ENVIRONMENTAL PROTECTION AGENCY	-	-	-
053505300100	EKITI STATE WASTE MANAGEMENT BOARD	2,889,579.00	5,701,257.09	(2,811,678.09)
	SUB - TOTAL FINES - GENERAL 120205	769,605,929.34	2,272,279,976.86	(1,502,674,047.52)
				-
	SALES - GENERAL 120206			-
011101700100	CABINET AND SPECIAL SERVICES DEPARTMENT	28,095.00	-	28,095.00
011103500100	EKITI STATE PENSION COMMISSION	-	-	-
011103500101	PENSION TRANSITION ARRANGEMENT DEPARTMENT	1,326,060.00	2,850,628.55	(1,524,568.55)
011103700100	MUSLIM PILGRIM WELFARE BOARD	620,000.00	1,710,377.13	(1,090,377.13)

Report of the Accountant-General of Ekiti State for the Year Ended 31st December, 2019.

011103800100	CHRISTIAN PILGRIM WELFARE BOARD	254,000.00	515,595.10	(261,595.10)
011200300100	STATE HOUSE OF ASSEMBLY	1,261,000.00	1,140,251.42	120,748.58
011200400100	HOUSE OF ASSEMBLY SERVICE COMMISSION	320,595.00	456,100.57	(135,505.57)
012300100100	MINISTRY OF INFORMATION	-	161,401.40	(161,401.40)
012300300100	BROADCASTING SERVICE OF EKITI STATE	63,638,304.96	117,876,622.21	(54,238,317.25)
012301300100	GOVERNMENT PRINTING PRESS	-	78,757.18	(78,757.18)
012500100300	GENERAL ADMINISTRATION DEPARTMENT	-	-	-
012500500100	OFFICE OF ESTABLISHMENTS AND TRAINING	210,880.00	3,650,480.09	(3,439,600.09)
014700100100	CIVIL SERVICE COMMISSION	272,890.00	100,000.00	172,890.00
021500100100	MINISTRY OF AGRICULTURE AND RURAL DEVELOPMENT	200,000.00	1,800,000.00	(1,600,000.00)
021500100300	DIRECTORATE OF FARM SETTLEMENT AND PEASANT FARMER DEVELOPMENT	-	-	
021502100200	SCHOOL AGRICULTURE AND ENTERPRISE	-	495,766.47	(495,766.47)
021510200100	AGRICULTURAL DEVELOPMENT PROGRAMME	-	155,455.55	(155,455.55)
021510900100	FORESTRY DEPARTMENT	172,900.00	2,000,000.00	(1,827,100.00)
021511000100	FOUNTAIN AGRIC MARKETING AGENCY	454,200.00	576,848.59	(122,648.59)
022000700100	OFFICE OF THE ACCOUNTANT GENERAL	-	500,000.00	(500,000.00)
022000800100	BOARD OF INTERNAL REVENUE SERVICE	2,714,663.00	9,501,427.22	(6,786,764.22)
022200100100	MINISTRY OF COMMERCE, INDUSTRIES AND COOPERATIVES	100,000.00	5,100,000.00	(5,000,000.00)
022200400100	MULTI- PURPOSE CREDIT AGENCY	-	342,075.42	(342,075.42)
022700600100	BUREAU OF PRODUCTIVITY AND EMPOWERMENT	4,765.00	912,201.14	(907,436.14)

Report of the Accountant-General of Ekiti State for the Year Ended 31st December, 2019.

023100300100	EKITI STATE ELECTRICITY BOARD	11,340.00	-	11,340.00
023600400200	BUREAU OF TOURISM, ART AND CULTURE	-	50,000.00	(50,000.00)
025210200100	EKITI STATE WATER CORPORATION	591,000.00	1,016,788.14	(425,788.14)
025300100100	MINISTRY OF LAND, HOUSING AND URBAN DEVELOPMENT	48,908,857.68	30,000,000.00	18,908,857.68
025301000100	STATE HOUSING CORPORATION	253,000.00	62,802,584.05	(62,549,584.05)
031801100100	STATE JUDICIAL SERVICE COMMISSION	305,605.00	1,376,598.09	(1,070,993.09)
032600100100	MINISTRY OF JUSTICE	2,000.00	6,500,000.00	(6,498,000.00)
051700300100	STATE UNIVERSAL BASIC EDUCATION BOARD	366,135.00	-	366,135.00
051701800100	COLLEGE OF EDUCATION - IKERE EKITI	-	-	-
051705400100	051705400100 STATE TEACHING SERVICE COMMISSION	672,525.00	14,823,268.45	(14,150,743.45)
051705500100	BOARD FOR TECHNICAL AND VOCATIONAL EDUCATION	-	1,500,000.00	(1,500,000.00)
051705500200	AGENCY FOR ADULT AND NON-FORMAL EDUCATION	193,500.00	333,628.46	(140,128.46)
051705500300	COOPERATIVE DEPARTMENT AND COOPERATIVE COLLEGE IJERO-EKITI	-	300,000.00	(300,000.00)
052100100000	MINISTRY OF HEALTH - HQTRS	392,340.60	100,000.00	292,340.60
052110200100	HOSPITAL MANAGEMENT BOARD	64,724,591.80	4,496,064.91	60,228,526.89
052110600100	COLLEGE OF HEALTH TECHNOLOGY	9,022,118.00	10,900,000.00	(1,877,882.00)
052111300100	CENTRAL MEDICAL STORE	1,058,372.94	4,583,067.59	(3,524,694.65)
	SUB - TOTAL SALES - GENERAL 120206	198,079,738.98	288,705,987.73	(90,626,248.75)
				-
	EARNINGS - GENERAL 120207			-

Report of the Accountant-General of Ekiti State for the Year Ended 31st December, 2019.

011101700100	CABINET AND SPECIAL SERVICES DEPARTMENT	100,835.00	1,092,997.82	(992,162.82)
011102100100	EKITI STATE LIAISON OFFICE -LAGOS	714,782.80	1,140,251.42	(425,468.62)
011102100200	EKITI STATE LIAISON OFFICE -ABUJA	1,267,300.00	1,140,251.42	127,048.58
012500100300	GENERAL ADMINISTRATION DEPARTMENT	-	-	
021500100100	MINISTRY OF AGRICULTURE AND RURAL DEVELOPMENT	42,000.00	500,000.00	(458,000.00)
021502100200	SCHOOL AGRICULTURE AND ENTERPRISE	10,075.00	650,000.00	(639,925.00)
021510200100	AGRICULTURAL DEVELOPMENT PROGRAMME	800,000.00	468,782.09	331,217.91
021510900100	FORESTRY DEPARTMENT	3,675,256.28	7,778,642.70	(4,103,386.42)
022000700100	OFFICE OF THE ACCOUNTANT GENERAL	-	339,482,761.48	(339,482,761.48)
022200100100	MINISTRY OF COMMERCE, INDUSTRIES AND COOPERATIVES	83,000.00	6,240,251.42	(6,157,251.42)
022905500100	EKITI STATE TRAFFIC MANAGEMENT AGENCY	-	110,000.00	(110,000.00)
023300100100	EKITI STATE MINERAL RESOURCES DEVELOPMENT AGENCY	-	-	-
023400200100	OFFICE OF SURVEYOR - GENERAL OF THE STATE	239,315.00	750,000.00	(510,685.00)
023600100101	TOURISM DEVELOPMENT AGENCY	244,000.00	1,482,326.84	(1,238,326.84)
023600400200	BUREAU OF TOURISM, ART AND CULTURE	320,000.00	372,125.32	(52,125.32)
025210200100	EKITI STATE WATER CORPORATION	8,310,475.25	8,629,022.43	(318,547.18)
025210300100	RURAL WATER SUPPLY AND SANITATION AGENCY	-	1,420,754.26	(1,420,754.26)
025300100100	MINISTRY OF LAND, HOUSING AND URBAN DEVELOPMENT	6,375,951.08	20,000,000.00	(13,624,048.92)
025301000100	STATE HOUSING CORPORATION	3,201,298.20	4,000,000.00	(798,701.80)
032600100100	MINISTRY OF JUSTICE	900,500.00	-	900,500.00

Report of the Accountant-General of Ekiti State for the Year Ended 31st December, 2019.

051400100100	MINISTRY OF WOMEN AFFAIRS, GENDER EMPOWERMENT & SOCIAL WELFARE - HQTRS	124,000.00	250,000.00	(126,000.00)
051701800100	COLLEGE OF EDUCATION - IKERE EKITI	-	-	-
051705500100	BOARD FOR TECHNICAL AND VOCATIONAL EDUCATION	-	500,000.00	(500,000.00)
051705600200	EDUCATION TRUST FUND	287,782,172.02	394,256,123.73	(106,473,951.71)
052102600100	EKITI STATE UNIVERSITY TEACHING HOSPITAL	556,660,393.90	717,633,890.52	(160,973,496.62)
	SUB - TOTAL EARNINGS - GENERAL 120207	870,851,354.53	1,507,898,181.45	(637,046,826.92)
				-
	RENT ON GOVERNMENT BUILDINGS 120208			-
012500100300	GENERAL ADMINISTRATION DEPARTMENT	-	-	-
021500100100	MINISTRY OF AGRICULTURE AND RURAL DEVELOPMENT	-	-	-
021511000100	FOUNTAIN AGRIC MARKETING AGENCY	125,000.00	576,848.59	(451,848.59)
022000700100	OFFICE OF THE ACCOUNTANT GENERAL	-	7,483,809.67	(7,483,809.67)
023600400200	BUREAU OF TOURISM, ART AND CULTURE	152,000.00	148,000.39	3,999.61
	SUB - TOTAL RENT ON GOVERNMENT BUILDINGS 120208	277,000.00	8,208,658.65	(7,931,658.65)
				-
	RENT ON LANDS & OTHER GENERAL 120209			-
021500100100	MINISTRY OF AGRICULTURE AND RURAL DEVELOPMENT	166,000.00	600,000.00	(434,000.00)
021500100300	DIRECTORATE OF FARM SETTLEMENT AND PEASANT FARMER DEVELOPMENT	2,256,650.00	12,103,771.28	(9,847,121.28)
023400400100	EKITI STATE ROAD MAINTENANCE AGENCY (EKROMA)(PUBLIC WORKS CORPORATION)	661,520.00	-	661,520.00
025300100100	MINISTRY OF LAND, HOUSING AND URBAN DEVELOPMENT	126,000.00	-	126,000.00

Report of the Accountant-General of Ekiti State for the Year Ended 31st December, 2019.

	025301000100	STATE HOUSING CORPORATION	21,167,392.65	60,480,064.36	(39,312,671.71)
	051701800100	COLLEGE OF EDUCATION - IKERE EKITI	-	-	-
		SUB TOTAL RENT ON LANDS & OTHER GENERAL 120209	24,377,562.65	73,183,835.64	(48,806,272.99)
					-
8		INVESTMENT INCOME 120211			-
	011103500100	EKITI STATE PENSION COMMISSION	-	-	-
	022000700100	OFFICE OF THE ACCOUNTANT GENERAL	1,304,432,815.40		1,304,432,815.40
		SUB - TOTAL INVESTMENT INCOME 120211	1,304,432,815.40	-	1,304,432,815.40
9		INTEREST EARNED 120212			
	022000700100	OFFICE OF THE ACCOUNTANT GENERAL	101,046,327.87		101,046,327.87
		SUB - TOTAL INTERST EARNED	101,046,327.87	-	101,046,327.87
		(B) TOTAL NON TAX REVENUE	7,935,566,480.11	9,595,744,248.78	(1,660,177,768.67)

NOTE 6: AIDS AND GRANTS

S/NO	MDAs/DONORS	JANUARY-DECEMBER, 2019		
		ACTUAL	BUDGET	VARIANCE
		N	N	N
1	MINISTRY OF HEALTH (UNICEF)	7,460,979.87	-	7,460,979.87
2	PRIMARY HEALTH CARE DEVELOPMENT AGENCY (UNICEF)	135,670,039.00	-	135,670,039.00
3	MDGs-CGS TO STATE TRACK (FEDERAL GOVERNMENT)	250,000,000.00	500,000,000.00	(250,000,000.00)
4	SFTAS	-	3,387,500,000.00	(3,387,500,000.00)
5	UBEC/SUBEB	7,693,222,260.49		7,693,222,260.49
6	Refund on Road	7,924,651,848.76	10,254,303,135.27	(2,329,651,286.51)
	TOTAL	16,011,005,128.12	14,141,803,135.27	1,869,201,992.85

NOTE 7: OTHER REVENUE

S/NO	DETAILS	JANUARY- DECEMBER, 2019		
		ACTUAL	BUDGET	VARIANCE
		N	N	N
	OTHER REVENUE:			
1	BAIL OUT REPAYMENT BY JAAC	94,369,459.44	-	94,369,459.44
2	REFUND BY MDAs AND OTHERS	132,933,690.71	-	132,933,690.71
3	OTHER PAYEES	9,860,642.64		9,860,642.64
4	TSA SWEEPING & OTHER REFUNDS	316,965,834.48	2,118,759,902.30	(1,801,794,067.82)
5	Wema Share	828,247.18		828,247.18
6	Paris Club Refund	600,000,000.00		600,000,000.00
	TOTAL	1,154,957,874.45	2,118,759,902.30	(963,802,027.85)

NOTE 9: PERSONEL ANALYSIS

MONTH	CIVIL SERVANTS		SECONADARY SCHOOLS TEACHERS		POLITICAL APPOINTEES		TOTAL	
	NUMBER	AMOUNT (N)	NUMBER	AMOUNT (N)	NUMBER	AMOUNT (N)	NUMBER	AMOUNT (N)
JANUARY	10173	669,806,685.32	9065	662,206,875.21	118	86,042,893.43	19356	1,418,056,453.96
FEBRUARY	10143	666,754,639.95	9041	660,193,957.49	135	81,499,804.28	19319	1,408,448,401.72
MARCH	10127	679,491,902.19	9023	659,127,526.91	144	54,760,966.91	19294	1,393,380,396.01
APRIL	10205	663,930,351.50	9008	655,941,661.91	189	66,834,097.33	19402	1,386,706,110.74
MAY	10173	662,373,257.67	8988	654,225,833.42	241	87,617,876.12	19402	1,404,216,967.21
JUNE	10108	690,470,713.02	9000	652,326,823.21	253	108,974,343.19	19361	1,451,771,879.42
JULY	10050	675,165,915.86	8962	655,023,567.90	266	99,791,572.85	19278	1,429,981,056.61
AUGUST	10331	712,212,431.82	8957	653,963,787.41	275	102,547,877.17	19563	1,468,724,096.40
SEPTEMBER	10412	709,008,987.23	8938	650,720,587.79	276	100,213,599.85	19626	1,459,943,174.87
OCTOBER	10356	757,966,082.08	8896	654,885,017.55	306	107,553,295.27	19558	1,520,404,394.90
NOVEMBER	10392	711,638,019.09	8869	653,170,430.59	313	106,397,578.23	19574	1,471,206,027.91
DECEMBER	10392	702,650,050.79	8849	650,230,575.03	317	112,109,301.17	19558	1,464,989,926.99
TOTAL	122862	8,301,469,036.52	107596	7,862,016,644.42	2833	1,114,343,205.80	233291	17,277,828,886.74

Report of the Accountant-General of Ekiti State for the Year Ended 31st December, 2019.

NOTE 10: SALARIES AND WAGES

S/NO	ADMIN CODE	MINISTRIES/DEPARTMENTS/AGENCIES	ACTUAL	FINAL BUDGET	VARIANCE
			₦	₦	₦
		ADMINISTRATIVE SECTOR			
1	11100100100	GOVERNOR OFFICE (GAD)	143,769,758.53	146,922,354.30	3,152,595.77
2	011100100200	OFFICE OF THE DEPUTY GOVERNOR	38,794,328.11	54,968,843.39	16,174,515.28
3	011100300100	EKITI STATE BOUNDARY COMMISSION	8,765,382.17	15,276,507.75	6,511,125.58
4	011100800100	STATE EMERGENCY MANAGEMENT AGENCY	12,861,361.08	16,017,042.77	3,155,681.69
5	011101300200	POLITICAL AND ECONOMIC AFFAIRS DEPARTMENT.	36,937,132.59	43,048,788.35	6,111,655.76
6	011101300200	POLITICAL APPOINTEES (P&E)	1,101,375,786.96	1,132,365,814.11	30,990,027.15
7	011102100100	EKITI STATE LIAISON OFFICE -LAGOS	10,242,390.69	15,525,044.71	5,282,654.02
8	011102100200	EKITI STATE LIAISON OFFICE -ABUJA	10,836,929.63	15,945,744.45	5,108,814.82
9	011103700100	MUSLIM PILGRIM WELFARE BOARD	7,645,134.66	17,206,254.41	9,561,119.75
10	011103800100	CHRISTIAN PILGRIM WELFARE BOARD	13,380,177.22	19,393,964.70	6,013,787.48
11	011104400100	MINISTRY OF SPECIAL DUTIES		89,559.86	89,559.86
12	011111300100	GOVERNMENT HOUSE AND PROTOCOL	150,757,556.24	164,956,503.92	14,198,947.68
13	011111300500	CABINET DEPARTMENT GOV. OFFICE	33,972,235.31	49,726,623.59	15,754,388.28
14	011113200100	INTEGRATION & INTER-GOVERNMENTAL AFFAIRS	2,894,597.33	18,338,382.48	15,443,785.15
15	011200300100	HOUSE OF ASSEMBLY	448,701,404.95	486,770,123.80	38,068,718.85
16	012300100100	MINISTRY OF INFORMATION, YOUTH AND SPORTS DEVELOPMENT	98,665,666.59	120,965,562.93	22,299,896.34
17	012300300100	BROADCASTING SERVICE OF EKITI STATE	171,798,045.19	194,793,745.32	22,995,700.13
18	012500500100	OFFICE OF ESTABLISHMENT AND TRAINING	81,823,570.98	100,000,000.00	18,176,429.02
19	014000100100	STATE AUDITOR GENERAL OFFICE	81,244,638.94	97,606,936.31	16,362,297.37
20	014000100100	AUDITOR GENERAL FOR LOCAL GOVT.	36,053,680.15	61,845,153.58	25,791,473.43
21	014700100100	CIVIL SERVICE COMMISSION	42,564,711.77	55,883,386.10	13,318,674.33
22	014700300100	EKITI STATE LOCAL GOVERNMENT SERVICE COMMISSION	793,013.24	1,215,152.04	422,138.80

Report of the Accountant-General of Ekiti State for the Year Ended 31st December, 2019.

23	014800100100	STATE INDEPENDENT ELECTORAL COMMISSION	64,856,350.18	77,162,154.50	12,305,804.32
		TOTAL ADMINISTRATIVE SECTOR	2,598,733,852.51	2,906,023,643.37	307,289,790.86
		ECONOMIC SECTOR			
24	021500100100	MINISTRY OF AGRICULTURE AND RURAL DEVELOPMENT	421,780,647.94	486,162,753.98	64,382,106.04
25	021502100200	SCHOOL AGRICULTURE AND ENTERPRISE	7,449,142.54	19,999,603.54	12,550,461.00
26	021510200100	AGRICULTURAL DEVELOPMENT PROJECT	146,685,715.78	194,938,383.73	48,252,667.95
27	021511000100	FOUNTAIN AGRIC MARKETING AGENCY	20,792,610.15	33,052,135.47	12,259,525.32
28	022000100100	MINISTRY OF FINANCE AND ECONOMIC DEVELOPMENT	107,728,939.40	127,834,754.88	20,105,815.48
29	022000700100	OFFICE OF THE ACCOUNTANT-GENERAL	110,591,918.01	100,039,445.61	(10,552,472.40)
30	022000800100	INTERNAL REVENUE SERVICE	168,512,944.10	156,741,931.00	(11,771,013.10)
31	022000800300	EKITI STATE SIGNAGE AND ADVERTISEMENT (IRS)	344,643.66	2,445,047.19	2,100,403.53
32	022200100100	MINISTRY OF COMMERCE, INDUSTRIES AND COOPERATIVES	167,401,126.98	172,127,017.92	4,725,890.94
33	022200100600	MULTI PURPOSE CREDIT AGENCY	33,001,803.65	37,662,940.85	4,661,137.20
34	022700500100	JOB CREATION AND EMPLOYMENT AGENCY	8,995,564.69	12,046,136.78	3,050,572.09
35	023100300100	EKITI STATE ELECTRICITY BOARD	65,567,528.89	82,630,338.68	17,062,809.79
36	023400100100	MINISTRY OF WORKS AND TRANSPORT	278,005,197.17	267,106,326.23	(10,898,870.94)
37	023400200100	OFFICE OF SURVEYOR - GENERAL OF THE STATE	27,224,275.59	32,140,950.04	4,916,674.45
38	023400400100	EKITI STATE ROAD MAINTENMENT AGENCY (EKROMA)(PUBLIC WORKS CORPORATION)	19,133,525.75	24,363,642.79	5,230,117.04
39	023600400200	BUREAU OF TOURISM ART AND CULTURE	67,657,802.30	94,256,913.39	26,599,111.09
40	023800100100	MINISTRY OF BUDGET AND ECONOMIC PLANNING	68,399,872.45	83,500,258.52	15,100,386.07
41	023800400100	BUREAU OF STATISTICS	25,822,467.52	36,590,538.64	10,768,071.12
42	025210200100	EKITI STATE WATER CORPORATION	305,229,610.67	352,394,091.41	47,164,480.74
43	025210300100	RURAL WATER SUPPLY AND SANITATION AGENCY	30,130,120.77	39,196,982.83	9,066,862.06
44	025300100100	MINISTRY OF LAND, HOUSING AND URBAN DEVELOPMENT	82,681,025.95	100,011,329.50	17,330,303.55
45	025301000100	STATE HOUSING CORPORATION	78,163,647.71	100,933,379.46	22,769,731.75

Report of the Accountant-General of Ekiti State for the Year Ended 31st December, 2019.

46	025305600100	URBAN RENEWAL AGENCY	8,552,672.22	15,140,161.32	6,587,489.10
47	026100100100	MINISTRY OF PUBLIC UTILITIES	63,336,689.07	67,359,694.93	4,023,005.86
48		PENCOM	14,633,598.43		
		TOTAL ECONOMICS SECTOR	2,327,823,091.39	2,638,674,758.69	325,485,265.73
		LAW AND JUSTICE SECTOR			
49	032600100100	MINISTRY OF JUSTICE	184,445,609.54	195,110,675.59	10,665,066.05
		TOTAL LAW AND JUSTICE SECTOR	184,445,609.54	195,110,675.59	10,665,066.05
		REGIONAL SECTOR			
		TOTAL REGIONAL SECTOR			
		SOCIAL SECTOR			
50	051400100100	MINISTRY OF WOMEN AFFAIRS, GENDER EMPOWERMENT & SOCIAL WELFARE	80,991,772.64	108,416,854.42	27,425,081.78
51	051700100100	MINISTRY OF EDUCATION, SCIENCE AND TECHNOLOGY	476,769,793.81	584,394,410.66	107,624,616.85
52	051700300100	STATE UNIVERSAL BASIC EDUCATION BOARD	327,801,720.89	413,151,693.38	85,349,972.49
53	051700800100	EKITI STATE LIBRARY BOARD	11,105,921.18	22,733,344.87	11,627,423.69
54	051702600000	NON-TEACHING STAFF (TSC) HQ	123,178,570.03	200,002,392.38	76,823,822.35
55	051705400100	STATE TEACHING SERVICE COMMISSION (SECONDARY SCHOOL TEACHERS)	7,860,059,792.83	8,373,789,428.89	513,729,636.06
56	051705500100	BOARD FOR TECHNICAL AND VOCATIONAL EDUCATION	81,364,235.61	101,822,874.60	20,458,638.99
57	051705500200	AGENCY FOR ADULT AND NON-FORMAL EDUCATION	38,465,054.96	57,698,059.11	19,233,004.15
58	051705600100	STATE SCHOLARSHIP BOARD	11,492,724.48	20,150,607.26	8,657,882.78
59	051705600200	EDUCATION TRUST(ENDOWMENT) FUND	13,670,831.14	20,663,026.03	6,992,194.89
60	052100100100	MINISTRY OF HEALTH	283,880,245.71	350,831,773.53	66,951,527.82
61	052100300100	PRIMARY HEALTHCARE DEVELOPMENT AGENCY	27,050,475.66	25,653,967.64	(1,396,508.02)
62	052110200100	HOSPITAL MANAGEMENT BOARD	2,469,160,785.76	2,805,220,188.26	336,059,402.50
63	052111300100	CENTRAL MEDICAL STORE	19,310,875.58	18,324,172.63	(986,702.95)
64	053500100100	MINISTRY OF ENVIRONMENT	142,273,623.71	170,011,280.10	27,737,656.39

Report of the Accountant-General of Ekiti State for the Year Ended 31st December, 2019.

65	053501600100	STATE ENVIRONMENTAL PROTECTION AGENCY	12,758,414.78	22,582,287.19	9,823,872.41
66	053505300100	EKITI STATE WASTE MANAGEMENT BOARD	21,650,884.94	27,150,951.11	5,500,066.17
67	053905100100	EKITI STATE SPORT COUNCIL	53,919,943.96	78,480,056.59	24,560,112.63
68	0505100100100	MINISTRY FOR LOCAL GOVERNMENT, COMMUNITY DEVELOPMENT AND CHIEFTANCY AFFAIRS-STATE	60,001,189.08	84,367,426.29	24,366,237.21
		TOTAL SOCIAL SECTOR	12,114,906,856.75	13,485,444,794.94	1,370,537,938.19
		PERSONEL COST SUMMARY			
		ADMINISTRATION SECTOR	2,598,733,852.51	2,906,023,643.37	307,289,790.86
		ECONOMIC SECTOR	2,327,823,091.39	2,638,674,758.69	310,851,667.30
		LAW AND JUSTICE SECTOR	184,445,609.54	195,110,675.59	10,665,066.05
		REGIONAL SECTOR	-	-	-
		SOCIAL SECTOR	12,114,906,856.75	13,485,444,794.94	1,370,537,938.19
		TOTAL (A)	17,225,909,410.19	19,224,281,750.96	1,999,344,462.40
		CORPERS ALLOWANCE	30,878,238.92		(30,878,238.92)
		REPATRIATION	7,145,502.05		(7,145,502.05)
		LOCUM/INTERN	13,895,735.58		(13,895,735.58)
		LEAVE BONUS	-		-
		STATE HEALTH INSURANCE SCHEME (SHIS)			-
		CHRISTMAS BONUS			-
		TOTAL (B)	51,919,476.55		(51,919,476.55)
		GRAND TOTAL (A+B)	17,277,828,886.74	19,224,281,750.96	1,946,452,864.22

NOTE 10B: RURAL AND CORE SUBJECT ALLOWANCE FOR TEACHERS

S/N	ADMIN CODE	MINISTRIES/DEPARTMENTS/AGENCIES	ACTUAL	FINAL BUDGET	VARIANCE
1	051700100100	SEPIP (MINISTRY OF EDUCATION)	3,033,424.22		
2	051700300100	SEPIP (SUBEB)	74,294,971.53		
3	051705400100	SEPIP (TSC)	242,310,165.04		
4	051705500100	SEPIP (BTVE)	769,552.86		
		TOTAL	320,408,113.65	815,483,762.17	495,075,648.52

NOTE 10C: SOCIAL CONTRIBUTIONS

1	210202	5% CONTRIBUTION TO REDEEMABLE RETIREMENT FUND ACCOUNT	-	88,628,360.27	88,628,360.27
2		ACTUARIAL VALUATION			-
3	210202	10% CONTRIBUTION TO RETIREMENT SAVINGS FUND ACCOUNT	112,365,035.53	112,942,540.41	577,504.88
		TOTAL	112,365,035.53	201,570,900.68	89,205,865.15

NOTE 11: SOCIAL BENEFITS

CODE	DETAILS	JANUARY - DECEMBER, 2019			2018
		ACTUAL	FINAL BUDGET	VARIANCE	ACTUAL
		₦	₦	₦	₦
210301	PENSION	5,374,470,512.28	6,081,466,472.74	706,995,960.46	4,347,945,875.15
210301	GRATUITY	2,459,386,654.86	1,000,000,000.00	(1,459,386,654.86)	1,782,760,544.41
210301	PENSION/MAINTENANCE FOR PAST POLITICAL OFFICE HOLDERS (GOVS. & DEP. GOVS.)	-	44,356,775.01	44,356,775.01	-
	TOTAL	7,833,857,167.14	7,125,823,247.75	(708,033,919.39)	6,130,706,419.56

NOTE 12: PUBLIC DEBT CHARGES

CODE	DETAILS	JANUARY - DECEMBER, 2019			2018
		ACTUAL	FINAL BUDGET	VARIANCE	ACTUAL
		₦	₦	₦	₦
220602	LEGAL CHARGES	452,148,528.06			60,550,000.00
220602	CONSULTANCY & SETTLEMENTS	196,525,100.97			
	FINANCIAL CHARGES	143,278,818.21			
220602	DOMESTIC LOAN INTEREST CHARGES	5,057,856,516.67	467,455,981.50	(4,590,400,535.17)	7,028,430,295.39
220601	FOREIGN LOAN INTEREST CHARGES	237,759,705.31	7,018,211,202.73	6,780,451,497.42	
	TOTAL	6,087,568,669.22	7,485,667,184.23	1,398,098,515.01	7,088,980,295.39

NOTE 13: OVERHEAD COST (BY SECTORS)- 2202

S/NO	ADMIN CODE	MINISTRIES/DEPARTMENTS/AGENCIES	ACTUAL	FINAL BUDGET	VARIANCE
			N	N	N
		ADMINISTRATIVE SECTOR			
1	011100100100	GOVERNOR OFFICE (GAD)	282,970,711.64	371,896,676.92	88,925,965.28
2	011100100101	EKITI STATE GOVERNORS LODGE, ABUJA	3,140,000.00	5,554,550.36	2,414,550.36
3	011100100200	OFFICE OF THE DEPUTY GOVERNOR	256,145,500.00	260,000,000.00	3,854,500.00
4	011100100201	EKITI STATE DEPUTY GOVERNORS LODGE, ABUJA	1,200,000.00	2,380,521.58	1,180,521.58
6	011100200101	OFFICE OF THE SPECIAL ADVISER GOVERNORS OFFICE (GH&P)	1,100,000.00	774,417.72	(325,582.28)
7	11100200103	OFFICE OF THE SPECIAL ADVISER, NATIONAL ASSEMBLY	600,000.00	4,800,000.00	4,200,000.00
8	011100200101	OFFICE OF THE SENIOR SPECIAL ASSISTANT (SPECIAL DUTIES)	-	2,000,000.00	2,000,000.00
9	011100200118	OFFICE OF PRIVATE SECRETARY TO GOVERNOR (GH&P)	-	414,156.47	414,156.47
10	023800100200	SPECIAL ASSISTANT DEVELOPMENT MATTERS	300,000.00	3,000,000.00	2,700,000.00
11	011102100300	SPECIAL ADVISER, FEDERAL MATTERS	500,000.00	19,250,000.00	18,750,000.00
12	011102100400	SPECIAL ASSISTANT, PROTOCOL	300,000.00	3,600,000.00	3,300,000.00
13	011111300300	OFFICE OF SPECIAL ASSISTANT ON ECONOMIC MATTERS	1,000,000.00	6,000,000.00	5,000,000.00
14	011100300100	EKITI STATE BOUNDARY COMMISSION	2,000,000.00	3,000,000.00	1,000,000.00
15	011100300200	BOUNDARY TECHNICAL COMMITTEE(D-GOV)	2,351,500.00	2,967,535.98	616,035.98
16	011100300200	OFFICE OF ECONOMIC PRESERVATION AND GENERAL ENFORCEMENT	550,000.00	3,000,000.00	2,450,000.00
17	011100800100	STATE EMERGENCY MANAGEMENT AGENCY (SEMA)	26,186,000.00	62,224,269.58	36,038,269.58
18	011100800100	CONTROL MONITORING OF DISASTER SITE	550,000.00	900,000.00	350,000.00
19	011101000100	BUREAU OF PUBLIC PROCUREMENT (BPP)	2,560,000.00	9,400,000.00	6,840,000.00
20	011101000200	STATE PROJECTS MONITORING AND EVALUATION OFFICE	1,200,000.00	2,799,222.11	1,599,222.11
21	011101000300	PROJECT EVALUATION COMMITTEE	900,000.00	1,190,260.80	290,260.80

Report of the Accountant-General of Ekiti State for the Year Ended 31st December, 2019.

22	011101300100	SECRETARY TO THE STATE GOVERNMENT (SSG)	40,567,750.00	60,000,000.00	19,432,250.00
23	011101300200	POLITICAL AND ECONOMIC AFFAIRS DEPARTMENT.	819,257,891.83	1,478,694,883.46	659,436,991.63
24	011101300200	QUARTERLY LEGISLATIVE EXECUTIVE	550,000.00	1,500,000.00	950,000.00
25	011101300200	POLICY AND STRATEGY (P&E)	550,000.00	1,500,000.00	950,000.00
26	011101300300	ECONOMIC AND PARASTATALS (P & E)	2,200,000.00	1,642,650.36	(557,349.64)
27	011101300400	POLITICAL AND INTER-PARTY AFFAIRS (P & E)	10,606,900.00	20,485,196.72	9,878,296.72
28	011101300700	NIREC (P & E)	1,725,000.00	2,120,000.00	395,000.00
29	011102000100	EKITI STATE SOCIAL SECURITY SCHEME	1,865,000.00	1,967,535.98	102,535.98
30	011102100100	EKITI STATE LIAISON OFFICE -LAGOS	6,713,275.00	9,800,000.00	3,086,725.00
31	011102100200	EKITI STATE LIAISON OFFICE -ABUJA	19,850,380.00	23,000,000.00	3,149,620.00
32	011102100300	EKITI STATE LIAISON OFFICE -AKURE	240,000.00	400,000.00	160,000.00
33	011102100201	MAINTENANCE OF LIAISON OFFICE, ABUJA STAFF QUARTERS	300,000.00	1,500,000.00	1,200,000.00
34	011103400200	BUREAU OF TRANSFORMATION AND STRATEGY	9,119,900.00	20,000,000.00	10,880,100.00
35	011103500100	EKITI STATE PENSION COMMISSION/BOARD	14,700,000.00	16,596,499.50	1,896,499.50
36	011103500100	EKITI STATE PENSION COMMISSION (ACTUARIAL VALUATION)	-		-
37	011103700100	MUSLIM PILGRIM WELFARE BOARD	11,720,000.00	20,799,611.06	9,079,611.06
38	011103800100	CHRISTIAN PILGRIM WELFARE BOARD	11,135,200.00	21,299,611.06	10,164,411.06
39	011103800100	MINISTRY OF REGIONAL DEVELOPMENT AND SPECIAL DUTIES	2,650,000.00	70,000,000.00	67,350,000.00
40	011104800100	EKITI STATE CITIZENS RIGHTS	1,440,000.00	2,300,000.00	860,000.00
41	011110500100	OFFICE OF THE CHIEF OF STAFF	38,400,000.00	38,414,000.00	14,000.00
42	011110500101	APPOINTMENT DEPARTMENT (CSC)	1,440,000.00	1,500,000.00	60,000.00
43	011111100100	PUBLIC-PRIVATE PARTNERSHIP	840,000.00	845,234.72	5,234.72

Report of the Accountant-General of Ekiti State for the Year Ended 31st December, 2019.

44	011111300100	GOVERNMENT HOUSE PROTOCOL	2,779,608,750.00	3,149,708,291.26	370,099,541.26
45	011111300400	MAINTENANCE OF GOVERNORS LODGE	550,000.00	2,142,469.42	1,592,469.42
46	011111300500	MAINTENANCE OF EXCO CHAMBERS	2,284,800.00	3,160,000.00	875,200.00
47	011111300500	CABINET DEPARTMENT GOV. OFFICE	43,595,600.00	60,000,000.00	16,404,400.00
48	011111400100	CHIEF PRESS SECRETARY/ SA MEDIA	28,101,000.00	27,853,638.69	(247,361.31)
49	011113200100	INTEGRATION & INTER-GOVERNMENTAL AFFAIRS	3,711,000.00	4,080,327.11	369,327.11
50	011200300100	HOUSE OF ASSEMBLY	665,254,275.12	786,988,100.35	121,733,825.23
51	011200400100	HOUSE OF ASSEMBLY SERVICE COMMISSION	12,340,000.00	61,489,438.56	49,149,438.56
52	011200400100	MINISTRY OF INFORMATION	37,478,657.53	259,761,043.17	222,282,385.64
					-
53	012300300100	BROADCASTING SERVICE OF EKITI STATE	70,541,011.90	10,099,416.58	(60,441,595.32)
54	012301300100	GOVERNMENT PRINTING PRESS		249,708.29	249,708.29
55	012400700100	EKITI STATE FIRE SERVICE	2,800,000.00	2,861,432.11	61,432.11
56	012500100100	OFFICE OF THE HEAD OF SERVICE	23,330,660.00	30,000,000.00	6,669,340.00
57	012500100200	PERSONNEL DEPARTMENT (CSC)	1,440,000.00	1,500,000.00	60,000.00
58	012500500100	OFFICE OF ESTABLISHMENT AND TRAINING	52,907,987.04	65,000,000.00	12,092,012.96
59	012500500200	ESTABLISHMENT AND MANAGEMENT SERVICES DEPT. (ESTABS)	2,400,000.00	2,600,000.00	200,000.00
60	012500500300	PENSIONS DEPARTMENT (ESTABS)	1,440,000.00	1,549,513.82	109,513.82
61	012500500400	STAFF MATTERS AND INDUSTRIAL RELATIONS DEPARTMENT (ESTABS)	1,200,000.00	1,349,513.82	149,513.82
62	012500500500	TRAINING AND MANPOWER DEPARTMENT (ESTABS)	1,200,000.00	1,449,319.35	249,319.35
63	012500500600	STAFF DEVELOPMENT CENTRE (ESTABS)	1,167,000.00	1,500,000.00	333,000.00
64	012500500700	STAFF HOUSING LOANS BOARD (ESTABS)	600,000.00	789,669.40	189,669.40
65	012500500800	PEER REVIEW FORUM FOR HEAD OF SERVICE AND PERMANENT SECRETARIES (ESTABS)	3,600,000.00	3,800,000.00	200,000.00

Report of the Accountant-General of Ekiti State for the Year Ended 31st December, 2019.

66	012500500800	OFFICE OF CAPACITY DEVELOPMENT AND REFORM	101,871,000.00	158,257,021.82	56,386,021.82
67	012500600100	PUBLIC SERVICE COORDINATING UNIT (HOS)	2,090,000.00	2,242,469.42	152,469.42
68	014000100100	STATE AUDITOR GENERAL OFFICE	19,352,000.00	31,556,355.92	12,204,355.92
69	014000100100	PENSION AND GRATUITY (STATE AUDIT)	550,000.00	1,000,000.00	450,000.00
70	014000100100	GOVERNMENT ACCOUNT MANAGEMENT UNITS	500,000.00	1,000,000.00	500,000.00
71	014000100300	AUDITING OF ALL SECONDARY SCHOOL	3,600,000.00	4,198,833.17	598,833.17
72	014000100300	OFFICE OF THE AUDITOR GENERAL FOR LOCAL GOVERNMENT	3,280,000.00	8,758,567.39	5,478,567.39
73	014700100100	CIVIL SERVICE COMMISSION	28,792,550.00	30,557,620.00	1,765,070.00
74	014700200100	CIVIL SERVICE TRANSFORMATION	1,680,000.00	1,785,391.19	105,391.19
75	014700300100	EKITI STATE LOCAL GOVERNMENT SERVICE COMMISSION			-
76	014000100200	MONITORING AND SPECIAL AUDIT DEPARTMENT	1,200,000.00	1,199,611.06	(388.94)
77	011103500200	PENSION TRANSITION ARRANGEMENT DEPARTMENT (PTAD)	3,000,000.00	4,000,000.00	1,000,000.00
78	022700600200	HUMAN CAPITAL DEVELOPMENT	1,050,000.00	1,399,611.06	349,611.06
79	011101000101	SUPERVISION AND MONITORING OF PROJECT (BPP)	3,600,000.00	4,000,000.00	400,000.00
80	014800100100	STATE INDEPENDENT ELECTORAL COMMISSION	12,000,000.00	12,097,277.39	97,277.39
		TOTAL ADMINISTRATIVE SECTOR	5,497,541,300.06	7,299,501,474.73	1,801,960,174.67
		ECONOMIC SECTOR			-
81	021500100100	MINISTRY OF AGRICULTURE AND RURAL DEVELOPMENT	9,476,000.00	20,598,444.22	11,122,444.22
82	021500100200	RURAL DEVELOPMENT	2,400,000.00	2,400,275.18	275.18
83	021500100300	DIRECTORATE OF FARM SETTLEMENT AND PEASANT FARMER DEVELOPMENT	1,330,000.00	2,083,767.99	753,767.99
84	021502100200	SCHOOL AGRICULTURE AND ENTERPRISE	780,000.00	866,929.43	86,929.43
85	021510200100	AGRICULTURAL DEVELOPMENT PROJECT	6,418,000.00	7,698,638.69	1,280,638.69
86	021510200200	FADAMA PROJECT	800,000.00	1,399,611.06	599,611.06

Report of the Accountant-General of Ekiti State for the Year Ended 31st December, 2019.

87	021510200400	STATE COMMITTEE ON FOOD AND NUTRITION (UNICEF ASSISTED)	600,000.00	2,000,000.00	1,400,000.00
88	021510900100	FORESTRY DEPARTMENT	1,456,000.00	1,899,611.06	443,611.06
89	021511000100	FOUNTAIN AGRIC MARKETING AGENCY	1,960,000.00	2,700,000.00	740,000.00
90	022000100100	MINISTRY OF FINANCE AND ECONOMIC DEVELOPMENT	11,650,453,699.47	10,886,746,726.36	(763,706,973.11)
91	022000200100	DEBT MANAGEMENT OFFICE	2,760,000.00	2,880,521.58	120,521.58
92	022000300100	BUDGET DEPARTMENT	3,240,000.00	4,548,735.93	1,308,735.93
93	022000400100	EXPENDITURE DEPARTMENT	4,200,000.00	4,467,535.98	267,535.98
94	022000500100	STATE FINANCES DEPARTMENT	3,000,000.00	3,967,535.98	967,535.98
95	022000500100	STATE WIDE REVENUE COMMITTEE	4,950,000.00	5,400,000.00	450,000.00
96	022000100300	STATE FISCAL EFFICIENCY UNIT	3,000,000.00	3,499,611.06	499,611.06
97	022000600100	CENTRAL INTERNAL AUDIT OFFICE	7,035,000.00	7,998,055.28	963,055.28
98	022000700100	OFFICE OF THE ACCOUNTANT GENERAL	129,496,436.50	244,071,468.47	114,575,031.97
99	022000700200	MAIN ACCOUNTS DEPARTMENT (AG'S OFFICE)	3,000,000.00	3,499,027.64	499,027.64
100	022000700800	FUND MANAGEMENT (AG'S OFFICE)	3,330,000.00	5,099,416.58	1,769,416.58
101	022000700800	IMPLEMENTATION OF TREASURY SINGLE ACCOUNTS	4,950,000.00	6,000,000.00	1,050,000.00
102	022000700300	CENTRAL PAY OFFICE	1,992,000.00	3,499,027.64	1,507,027.64
103	022000700400	PROJECT FINANCE MANAGEMENT UNIT (PFMU)	720,000.00	1,083,767.99	363,767.99
104	022000700500	IPSAS STEERING COMMITTEE	1,440,000.00	2,499,027.64	1,059,027.64
105	022000700600	STATE INTEGRATED FINANCIAL MANAGEMENT INFORMATION SYSTEM (SIFMIS)	3,000,000.00	3,499,027.64	499,027.64
106	022000700700	MANAGEMENT SERVICE DEPT. (AG)	2,400,000.00	3,499,027.64	1,099,027.64
107	022000800100	INTERNAL REVEUNE SERVICE	149,074,049.83	200,000,000.00	50,925,950.17
108	022000800200	SUSTAINABLE IGR COMMITTEE	3,360,000.00	4,284,938.85	924,938.85
109	022200100100	MINISTRY OF COMMERCE, INDUSTRIES AND COOPERATIVES	6,517,535.68	8,148,446.50	1,630,910.82

Report of the Accountant-General of Ekiti State for the Year Ended 31st December, 2019.

110	022200100100	MONITORING AND SUPERVISION OF COOPERATIVE SOCIETIES	550,000.00	1,000,000.00	450,000.00
111	022200100100	STATE COOPERATIVE ADVISORY BOARD	550,000.00	900,000.00	350,000.00
112	022200100200	MULTI LATERAL DEPARTMENT	867,000.00	1,649,124.87	782,124.87
113	022200100300	STATE REVENUE AND INVESTMENT COMMITTEE	2,040,000.00	2,499,547.66	459,547.66
114	022200100500	EKITI STATE ENTERPRISES DEVELOPMENT AGENCY	1,680,000.00	2,083,573.52	403,573.52
115	022200100600	MULTI PURPOSE CREDIT AGENCY	1,200,000.00	1,209,416.58	9,416.58
116	022200900100	PETROLEUM PRODUCTS CONSUMER PROTECTION UNIT	300,000.00	899,611.06	599,611.06
117	022700100200	BUREAU OF PRODUCTIVITY AND EMPOWERMENT	3,322,000.00	703,777,275.18	700,455,275.18
118	022700500100	JOB CREATION AND EMPLOYMENT AGENCY	1,584,000.00	5,945,400.78	4,361,400.78
119	22700100100	OFFICE OF LABOUR RELATIONS	3,954,974.00	30,100,000.00	26,145,026.00
120	022700600100	STATE GOVERNANCE AND CAPACITY BUILDING			-
121	022800700100	BUREAU OF INFORMATION, COMMUNICATION AND TECHNOLOGY (ICT)	8,897,100.00	18,000,000.00	9,102,900.00
122	022905300100	DEPARTMENT OF PUBLIC TRANSPORTATION	616,000.00	626,042.53	10,042.53
123	022905500100	EKITI STATE TRAFFIC MANAGEMENT AGENCY	14,203,260.05	44,068,539.15	29,865,279.10
124	023100300100	EKITI STATE ELECTRICITY BOARD	115,778,758.77	130,000,000.00	14,221,241.23
125	023305100100	EKITI STATE MINERAL RESOURCES DEVELOPMENT AGENCY	2,949,000.00	7,500,000.00	4,551,000.00
126	023305100200	MINERAL RESOURCES AND ENVIRONMENTAL COMMITTEE	1,700,000.00	7,500,000.00	5,800,000.00
127	023400100100	MINISTRY OF WORKS AND TRANSPORT	7,983,910.00	10,000,000.00	2,016,090.00
128	023400100100	PLANNING RESEARCH AND STATISTICS	550,000.00	1,000,000.00	450,000.00
129	023400200100	OFFICE OF SURVEYOR -GENERAL OF THE STATE	1,710,000.00	2,099,416.58	389,416.58
130	023400200100	CONTROL, MONITORING AND FIELD CHARTING	550,000.00	700,000.00	150,000.00
131	023400400100	EKITI STATE ROAD MAINTENMENT AGENCY (EKROMA)	3,360,000.00	3,370,782.38	10,782.38
132	023600100100	TOURISM DEVELOPMENT AGENCY (TOURISM DEPARTMENT)	37,387,440.00	120,485,196.72	83,097,756.72

Report of the Accountant-General of Ekiti State for the Year Ended 31st December, 2019.

133	023600400100	COUNCIL FOR ART AND CULTURE	2,182,281.82	2,182,281.82	-
134	023600400200	EKITI STATE COUNCIL FOR ART AND CULTURE	2,450,000.00	2,640,196.72	190,196.72
135	023800100100	MINISTRY OF BUDGET AND ECONOMIC PLANNING	95,767,800.00	236,530,037.05	140,762,237.05
136	023800100200	BUDGET MONITORING COMMITTEE	2,985,000.00	3,499,027.64	514,027.64
137	023800100300	BUDGET TRACKING AND AUTOMATION	600,000.00	2,000,000.00	1,400,000.00
138	023800100400	HOME GROWN SCHOOL FEEDING (MB&EP)	792,600.00	1,399,611.06	607,011.06
139	023800100400	N-POWER	550,000.00	1,500,000.00	950,000.00
140	023800100400	BUDGET RECONCILIATION COMMITTEE	550,000.00	1,500,000.00	950,000.00
141	023800100400	AUTOMATED PROJECT MONITORING INFORMATION SYSTEM	550,000.00	1,300,000.00	750,000.00
142	023800100500	DEVELOPMENT PLANNING AND STRATEGY COMMITTEE (MB&EP)	425,000.00	1,749,513.82	1,324,513.82
143	023800100600	ECONOMIC DEVELOPMENT COUNCIL (MB&EP)	900,000.00	8,000,000.00	7,100,000.00
144	023800400100	BUREAU OF STATISTICS	7,632,700.00	15,216,162.43	7,583,462.43
145	023800400200	SUSTAINABLE DEVELOPMENT GOALS (SDG) OFFICE	11,538,620.37	252,090,260.80	240,551,640.43
146	023800400300	CGS TO LGAS TRACK (MDG)	2,401,000.00	2,685,391.19	284,391.19
147	023800400400	DEVELOPMENT RELATIONS (SDGS)	640,000.00	714,156.47	74,156.47
148	025000100100	FISCAL RESPONSIBILITY COMMISSION	2,400,000.00	15,967,535.98	13,567,535.98
149	025000100100	MONITORING AND EVALUATION (FISCAL COMMISSION)	550,000.00	2,000,000.00	1,450,000.00
150	025000100200	FISCAL COMMITTEE SECRETARIAT	10,800,000.00	12,995,753.70	2,195,753.70
151	025210200100	EKITI STATE WATER CORPORATION	91,569,374.02	160,018,055.28	68,448,681.26
152	025210300100	RURAL WATER SUPPLY AND SANITATION AGENCY	880,000.00	1,500,000.00	620,000.00
153	025300100100	MINISTRY OF LAND, HOUSING AND URBAN DEVELOPMENT	13,339,675.00	79,826,501.29	66,486,826.29
154	025300100100	DEEDS REGISTRY	550,000.00	1,000,000.00	450,000.00
155	025300100200	PHYSICAL PLANNING AND DEVELOPMENT MATTERS (MINISTRY OF LANDS)	1,500,000.00	1,599,611.06	99,611.06

Report of the Accountant-General of Ekiti State for the Year Ended 31st December, 2019.

156	025301000100	STATE HOUSING CORPORATION	3,295,702.00	4,499,027.64	1,203,325.64
157	025305200100	PLANNING PLANNING PERMIT AGENCY	720,000.00	999,611.06	279,611.06
158	025305600100	URBAN RENEWAL AGENCY (CAPITAL URBAN DEVELOPMENT AUTHORITY)	1,080,000.00	1,516,018.84	436,018.84
159	026100100100	MINISTRY OF PUBLIC UTILITIES	4,517,250.00	4,000,000.00	(517,250.00)
160	23100300200	MONITORING OF GOVT. HOUSE PREMISES/TOWN ELECT.	600,000.00	1,127,805.52	527,805.52
161	026100100200	UTILITY SERVICE DEPARTMENT	1,368,900.00	3,000,000.00	1,631,100.00
162	023800100300	ACTIVITIES OF THE NATIONAL CASH TRANSFER OFFICE	600,000.00	1,149,611.06	549,611.06
163	052100100200	DEVELOPMENT PARTNERS AND AIDS COORDINATION (MBEP)	600,000.00	1,599,416.58	999,416.58
164	022000300100	MEDIUM TERM EXPENDITURE FRAMEWORK	1,200,000.00	2,799,222.11	1,599,222.11
165	011101000400	PROJECT MONITORING COMMITTEE	2,400,000.00	2,449,319.35	49,319.35
166	022200100300	SOCIAL INVESTMENT COORDINATING OFFICE	1,000,000.00	6,000,000.00	5,000,000.00
167	022200100400	SPECIAL ADVISER ON INVESTMENT	1,000,000.00	6,000,000.00	5,000,000.00
168	011111300200	STEERING COMMITTEE ON SOCIAL INVESTMENT		10,000,000.00	10,000,000.00
169	0222001100200	KNOWLEGDE ZONE	3,619,375.00	4,000,000.00	380,625.00
170	021500100200	RAAMP	1,050,000.00	24,500,000.00	23,450,000.00
171	022000800300	EKITI STATE SIGNAGE AND ADVERTISEMENT	9,789,000.00	16,000,000.00	6,211,000.00
		TOTAL ECONOMIC SECTOR	12,509,266,442.51	13,439,307,231.87	930,040,789.36
		SOCIAL SECTOR			
172	051305100100	MINISTRY OF YOUTH & SPORT DEV. (YOUTH DEVELOPMENT)	12,842,500.00	13,779,626.39	937,126.39
173	051305200100	YOUTH EMPLOYMENT AND SOCIAL SUPPORT OPERATION (YESSO)	900,000.00	2,499,027.64	1,599,027.64
174	051400100100	MINISTRY OF WOMEN AFFAIRS, GENDER EMPOWERMENT & SOCIAL WELFARE	20,509,625.00	393,515,854.18	373,006,229.18
175	051400200200	WOMEN DEVELOPMENT CENTRE, IGEDE-EKITI (WOMENT AFFAIRS)	254,000.00	296,753.60	42,753.60

Report of the Accountant-General of Ekiti State for the Year Ended 31st December, 2019.

176	051400200200	EKITI STATE OFFICE FOR DISABILITY AFFAIRS	10,683,500.00	19,500,000.00	8,816,500.00
177	051405500100	STATE CHILD'S RIGHT IMPLEMENTATION AND MONITORING COMMITTEE (WOMEN AFFAIRS)	986,000.00	1,071,234.72	85,234.72
178	051700100100	MINISTRY OF EDUCATION, SCIENCE AND TECHNOLOGY	813,438,546.93	1,345,574,340.87	532,135,793.94
179	051700300100	STATE UNIVERSAL BASIC EDUCATION BOARD	31,181,150.00	51,696,425.95	20,515,275.95
180	051700800100	EKITI STATE LIBRARY BOARD	2,582,000.00	3,000,000.00	418,000.00
181	051700900100	MONITORING OF PUBLIC SCHOOLS	1,200,000.00	1,204,417.27	4,417.27
182	051705400100	STATE TEACHING SERVICE COMMISSION	20,352,550.00	36,996,110.55	16,643,560.55
183	051705500100	BOARD FOR TECHNICAL AND VOCATIONAL EDUCATION	23,966,800.00	62,658,208.56	38,691,408.56
184	051705500100	MONITORING OF TECHNICAL COLLEGES	550,000.00	700,000.00	150,000.00
185	051705500200	AGENCY FOR ADULT AND NON-FORMAL EDUCATION	22,728,000.00	27,627,044.28	4,899,044.28
186	051705500300	COOPERATIVE DEPARTMENT AND COOPERATIVE COLLEGE, IJERO-EKITI	1,080,000.00	1,190,260.80	110,260.80
187	051705600100	STATE SCHOLARSHIP BOARD	1,762,000.00	202,469,494.14	200,707,494.14
188	051705600200	EDUCATION TRUST(ENDOWMENT) FUND	1,440,000.00	6,985,391.19	5,545,391.19
189	052100100100	MINISTRY OF HEALTH	11,769,000.00	80,435,328.06	68,666,328.06
190	052100200100	SHIS (MINISTRY OF HEALTH)	550,000.00	1,399,611.06	849,611.06
191	052100200100	SHIS COMMITTEE MEMBERS	500,000.00	1,500,000.00	1,000,000.00
192	052100100400	MAINTENANCE OF HEALTH DATA BANK	600,000.00	1,399,611.06	799,611.06
193	052100100200	EKITI STATE AIDS CONTROL AGENCY	12,090,000.00	13,142,469.42	1,052,469.42
194	052100300100	PRIMARY HEALTHCARE DEVELOPMENT AGENCY	5,334,200.00	5,698,833.17	364,633.17
195	052100300100	MONITORING OF HEALTH CENTRE	550,000.00	1,000,000.00	450,000.00
196	052110200100	HOSPITAL MANAGEMENT BOARD	1,200,000.00	76,351,303.96	75,151,303.96
197	052110200200	MEDICAL MISSION (HMB)	600,000.00	1,399,611.06	799,611.06
198	052111300100	CENTRAL MEDICAL STORE	768,000.00	649,708.29	(118,291.71)

Report of the Accountant-General of Ekiti State for the Year Ended 31st December, 2019.

199	053500100100	MINISTRY OF ENVIRONMENT	30,296,363.75	38,353,475.66	8,057,111.91
200	053500100100	MONITORING AND TASK FORCE ON FORESTRY ACTIVITIES	638,000.00	838,000.00	200,000.00
201	053501600100	STATE ENVIRONMENTAL PROTECTION AGENCY	1,525,000.00	1,940,260.80	415,260.80
202	053505300100	EKITI STATE WASTE MANAGEMENT BOARD	142,512,300.00	147,426,731.10	4,914,431.10
203	053505500100	MONTHLY SANITATION EXERCISE	5,600,000.00	6,811,237.64	1,211,237.64
204	053905100100	EKITI STATE SPORT COUNCIL	9,427,738.00	13,900,666.76	4,472,928.76
205	0505100100100	MINISTRY FOR LOCAL GOVERNMENT, COMMUNITY DEVELOPMENT AND CHIEFTANCY AFFAIRS-STATE	2,661,837.39	2,800,000.00	138,162.61
206	0505100100100	COMMUNITY DEVELOPMENT	780,000.00	739,513.87	(40,486.13)
207	0505100200100	CHIEFTANCY AFFAIRS	3,150,000.00	3,300,000.00	150,000.00
208	0514000100200	GOVT. PUPILS IN CHILDREN HOME NUR/PRY SCHOOL	800,000.00	1,399,416.56	599,416.56
209	0517005400200	TEACHING SERVICE COMMISSION LOANS BOARD	600,000.00	899,611.06	299,611.06
210	0517003000101	SUBEB STAFF HOUSING LOANS BOARD	600,000.00	1,399,611.06	799,611.06
211	0505100300100	EKITI STATE COUNCIL OF OBAS	13,741,816.00	15,526,312.00	1,784,496.00
212	011200400100	MINISTRY OF YOUTH AND SPORT	5,947,000.00	7,000,000.00	1,053,000.00
		TOTAL SOCIAL SECTOR	1,212,750,927.07	2,596,075,502.73	1,383,324,575.66
					-
		REGIONAL SECTOR			-
213	045102100200	SERVE-EKS	960,000.00	1,071,234.72	111,234.72
214	045102100300	SERVE-EKS STEERING COMMITTEE	120,000.00	357,078.24	237,078.24
		TOTAL REGIONAL SECTOR	1,080,000.00	1,428,312.96	348,312.96

Report of the Accountant-General of Ekiti State for the Year Ended 31st December, 2019.

		LAW AND JUSTICE SECTOR			-
215	032600100100	MINISTRY OF JUSTICE	108,002,988.00	341,829,300.87	233,826,312.87
216	032600700200	NEWLY CREATED MDAs	2,008,000.00	28,758,711.10	26,750,711.10
217	032600700200	OFFICE OF PUBLIC DEFENDER	1,800,000.00	10,017,134.79	8,217,134.79
218	032600700300	PUBLIC COMPLAINT COMMISSION	600,000.00	1,399,611.06	799,611.06
219	012500100300	GOVERNMENT ASSET UNIT	600,000.00	1,000,000.00	400,000.00
		TOTAL LAW AND JUSTICE SECTOR	113,010,988.00	383,004,757.82	269,993,769.82
		STATE EDUCATION PROGRAMME INVESTMENT PROJECT (SEPIP)	222,871,292.12		(222,871,292.12)
		YOUTH EMPLOYMENT AND SOCIAL SUPPORT OPERATION (YESSO)	665,712,965.49		(665,712,965.49)
		FADAMA	-		-
		3RD NATIONAL URBAN WATER SECTOR REFORM PROJECT (3RD NUWRP)	328,090,242.29		(328,090,242.29)
		CONDITIONAL CASH TRANSFER	97,587,979.32		(97,587,979.32)
		OTHERS	1,314,262,479.22	-	(1,314,262,479.22)
		SUMMARY			-
		ADMINISTRATIVE SECTOR	5,497,541,300.06	7,299,501,474.73	1,801,960,174.67
		ECONOMIC SECTOR	12,509,266,442.51	13,439,307,231.87	930,040,789.36
		SOCIAL SECTOR	1,212,750,927.07	2,596,075,502.73	1,383,324,575.66
		REGIONAL SECTOR	1,080,000.00	1,428,312.96	348,312.96
		LAW AND JUSTICE SECTOR	113,010,988.00	383,004,757.82	269,993,769.82
		OTHERS	1,314,262,479.22		(1,314,262,479.22)
		TOTAL	20,647,912,136.86	23,719,317,280.11	3,071,405,143.25

NOTE 14: SUBVENTION/GRANTS TO TERTIARY INSTITUTIONS AND PARASTATALS

S/NO	ADMIN CODE	TETIARY INSTITUTIONS/PARASTALTALS	ACTUAL	FINAL BUDGET	VARIANCE
			N	N	N
1	012300200100	MINISTRY OF INFORMATION, YOUTH AND SPORT (CIVIC ORIENTATION)	13,280,000.00	14,256,597.78	976,597.78
2	012400400100	NIGERIA SECURITY AND CIVIL DEFENCE CORPS	6,999,996.00	8,558,026.93	1,558,030.93
3	012400400200	NIGERIAN LEGION	2,000,000.00	2,701,537.12	701,537.12
4	031800100100	THE JUDICIARY	925,242,552.00	1,415,874,262.26	490,631,710.26
5	031801100100	JUDICIAL SERVICE COMMISSION	65,191,992.00	194,209,395.35	129,017,403.35
6	051701800100	COLLEGE OF EDUCATION - IKERE EKITI	2,110,423,656.00	4,259,192,837.17	2,148,769,181.17
7	051702100100	EKITI STATE UNIVERSITY	6,528,539,876.00	8,717,308,602.21	2,188,768,726.21
8	052102600100	EKITI STATE UNIVERSITY TEACHING HOSPITAL	2,148,135,795.48	4,072,331,373.69	1,924,195,578.21
9	052110600100	COLLEGE OF HEALTH TECHNOLOGY	246,222,474.48	859,000,516.82	612,778,042.34
10	053905100200	EKITI UNITED FOOTBALL CLUB	52,200,000.00	73,870,110.45	21,670,110.45
11	053905100200	10% IGR CONTRIBUTION TO LOCAL GOVT.	-	321,272,059.66	321,272,059.66
12	012500500100	OFFICE OF ESTABLISHMENTS & TRAINING		700,000.00	700,000.00
13	012500500100	COLLEGE OF AGRIC, ISAN		125,000,000.00	125,000,000.00
		TOTAL	12,098,236,341.96	20,064,275,319.44	7,966,038,977.48

NOTE 15: DEPRECIATION

S/NO	DETAILS	JANUARY-DECEMBER, 2019
		N
1	LAND AND BUILDING	1,894,031,582.48
2	INFRASTRUCTURE	3,439,928,758.90
3	PLANT AND MACHINERY	103,580,208.33
4	TRANSPORTATION EQUIPMENT	518,253,949.61
5	OFFICE EQUIPMENT	493,511,600.08
6	FURNITURES AND FITTINGS	253,960,129.49
7	Investment Property	719,292,500.00
	TOTAL	7,422,558,728.90

Report of the Accountant-General of Ekiti State for the Year Ended 31st December, 2019.

NOTE 15B: SCHEDULE OF PROPERTY, PLANT AND EQUIPMENT (PPE) & INVESTMENT PROPERTY

	INVESTMENT PROPERTY	LAND & BUILDING	INFRASTRUCTURE	PLANT & MACHINERY	TRANSPORTATIO N EQUIPMENT	OFFICE EQUIPMENT	FURNITURES & FITTINGS	TOTAL
DEPRECIATION RATE	5%	5%	5%	10%	20%	25%	20%	
	₦	₦	₦	₦	₦	₦	₦	₦
COST AS AT 1/1/19	-	3,533,098,512.43	11,951,218,436.68	215,100,326.09	1,258,138,798.06	1,410,297,035.65	815,500,962.74	19,183,354,071.65
ADDITION (JAN-DEC, 2019)	-	2,898,810,871.80	1,632,873,323.95	820,701,757.20	1,333,130,950.00	358,749,364.68	454,299,684.70	7,498,565,952.33
FIXED ASSETS RECOGNISED DURING THE YEAR	14,385,850,000.00	31,448,722,265.44	55,214,483,417.40			205,000,000.00		101,254,055,682.84
DISPOSAL		-	-	-	-	-	-	-
TRANSFER/ ADJUSTMENT		-	-	-	-	-	-	-
COST AS AT 31/12/19	14,385,850,000.00	37,880,631,649.67	68,798,575,178.03	1,035,802,083.29	2,591,269,748.06	1,974,046,400.33	1,269,800,647.44	127,935,975,706.82
DEPRECIATION:								-
DEPRECIATION AS AT 31/12/18		6,688,528,758.75	26,805,458,902.04	35,349,265.22	395,094,696.00	500,160,909.54	177,153,558.55	34,601,746,090.10
CHARGE FOR THE PERIOD	719,292,500.00	1,894,031,582.48	3,439,928,758.90	103,580,208.33	518,253,949.61	493,511,600.08	253,960,129.49	7,422,558,728.90
DISPOSAL		-	-	-	-	-	-	-
ACCUMULATED DEP. AS AT 31/12/19	719,292,500.00	8,582,560,341.23	30,245,387,660.94	138,929,473.55	913,348,645.61	993,672,509.62	431,113,688.04	42,024,304,819.00
NET BOOK VALUE (31/12/19)	13,666,557,500.00	29,298,071,308.44	38,553,187,517.09	896,872,609.74	1,677,921,102.45	980,373,890.71	838,686,959.40	85,911,670,887.82
ASSETS RECOGNISED AS AT 31/12/2019	-	7,783,883,301.00	32,000,000,000.00	1,613,565,275.00	660,157,770.00	258,718,711.00	1,529,362,782.00	43,845,687,839.00
NET BOOK VALUE (31/12/19)	13,666,557,500.00	37,081,954,609.44	70,553,187,517.09	2,510,437,884.74	2,338,078,872.45	1,239,092,601.71	2,368,049,741.40	129,757,358,726.82

LESS:

NBV OF INVESTMENT PROPERTY (31/12/19)
NBV OF PROPERTY (31/12/19)

13,666,557,500.00

116,090,801,226.82

NOTE 16: CAPITAL EXPENDITURE THAT CANNOT BE CLASSIFIED INTO PROPERT PLANT & EQUIPMENT (PPE)

S/NO	DETAILS	EXECUTING MDAs	AMOUNT
			₦
1	Cost of Computation of GDP Exercise	Bureau of Statistics	2,489,000.00
	Payment for Administration Statistics and key indications in Ekiti State	„	6,000,000.00
2	One month salary to platinum Bean concept Ltd	Govt. House & Protocol	16,005,000.00
	Payment for Salary of chelf, steward, clearer, fumigation gardener and horticulturish	„	9,027,000.00
	Payment for procurement of CUG telephone numbers for MDA's	„	1,210,000.00
3	Publicity for Government Programmes and Activities	Ministry of Information	15,180,000.00
	Production of 5000 copies of the portrait of executive governor	Ministry of Information	2,000,000.00
4	Valuation to determine the market value of mutual house	Ministry of Land & Housing	140,000.00
	Publication of 738 applicant for certificate of occupancy	Ministry of Land & Housing	6,440,000.00
	Overpayment to EKSG by MTN	Ministry of Land & Housing	67,515,000.00

Report of the Accountant-General of Ekiti State for the Year Ended 31st December, 2019.

5	Outstanding bill on unified communication to Ekiti State Government	Bureau of Information, Communication & Technology	5,811,674.40
	relocate SIFMIS training centre from old to new ministry of finance	Bureau of Information, Communication & Technology	477,990.00
6	Participation in 32nd Annual south/west refills workshop in Ibadan	ADP	836,000.00
	Conduct of Agricultural survey	ADP	1,686,989.50
	Payment for training of youth in Agric business.	ADP	14,905,000.00
	Establishment of 2019 farm adaptive reseach trials.	ADP	1,589,800.00
	Production of Agbetoba and Radio and Lalere TV	ADP	1,000,000.00
	Counterpart contribution to support prog. Across the MDAs	ADP	2,544,340.00
7	2019 International Women's day sponsoring of the State Deligate at the 63rd Session of UN Commission on the Stating of Women (CSW) New York , USA.	Ministry of Women Affairs	10,000,000.00
	National Children's day Celebration in Ekiti State	Ministry of Women Affairs	5,000,000.00
	payment for disbursement of fund/materials for multiple birth mothers in Ekiti-State.	Ministry of Women Affairs	4,200,000.00
	Conduct of 5th Children's Parliament in Ekiti State	Ministry of Women Affairs	2,500,000.00
	Payment for the Training of Female Political Office holder and Spouses.	Ministry of Women Affairs	8,000,000.00
	Payment for the Empowerment across the 16 Local Govt Area in Ekiti-State.	Ministry of Women Affairs	100,000,000.00
	Payment for the proposal on 2019 State Child Right implementation committee in Ekiti-State.	Ministry of Women Affairs	2,000,000.00

Report of the Accountant-General of Ekiti State for the Year Ended 31st December, 2019.

	Payment for the meeting of Gender Based violence management committee survivors.	Ministry of Women Affairs	20,000,000.00
	Payment for visitation to Adopted Children in Sweden by Her.Excellency.	Ministry of Women Affairs	16,000,000.00
	Payment for two Years rent (2018 & 2019) for the Ekiti-State Children Correctional Centre.	Ministry of Women Affairs	1,800,000.00
	Payment for the identification and registration of Day care centre in Ekiti-State.	Ministry of Women Affairs	4,798,000.00
8	Logistics and incidental expenses for setting up proposed agency banking and search	Ekiti State Multipurpose Credit	1,000,000.00
	Recapitalization fund for loan empowerment to people across 16 local government	Ekiti State Multipurpose Credit	13,000,000.00
9	Young conteporaries boot camp to hold in Ekiti	Ministry of Commerce	5,000,000.00
	Expend for sponsorship of young conteporaries boot camp	Ministry of Commerce	6,218,000.00
	Hosting of south West state holders forum	Ministry of Commerce	5,000,000.00
	Printing of revenue paper for the ministry	Ministry of Commerce	940,000.00
10	Conduct of detailed mapping of existing enterprises in Ekiti	Ekiti State Enterprenural Deveopment Agency	1,000,000.00
11	Engaging of 3rd batch Yesso flag off	Bureau of Productivity	790,000.00

Report of the Accountant-General of Ekiti State for the Year Ended 31st December, 2019.

12	Inuguration of the 3rd session of Ekiti youth parliament	Ministry of Youth and Sport	1,500,000.00
13	Payment for charman, commissioner and management team to all local Govts. Arrears office across the state	EKSIEC	1,795,000.00
	Payment for invitation to observe the Bayelsa state local Govt. election	EKSIEC	240,000.00
	Payment for the conduct of the 4th coming local Govt. election in Ekiti State	EKSIEC	80,000,000.00
	Payment for the conduct of 2019 local Govts. Election in Ekiti State	EKSIEC	40,000,000.00
	Payment for the 2019 local nGovt. Election in Ekiti State	EKSIEC	39,007,880.00
	Payment for additional fund for the conduct of 2019 local govts. Election in Ekiti State	EKSIEC	40,000,000.00
	Review and Printing of Election Guideline for Ekiti State	EKSIEC	2,000,000.00
	Printing of Ekiti State 2019 Local Govt. Council Election Sensitive Materials	EKSIEC	90,992,120.00
14	Payment for the implementation of E-procurement in Ekiti State	Bureau of Public Procurement	30,000,000.00
	Payment for 5days training exercise for newly converted procurement officers engaged in BPP in Ekiti State	Bureau of Public Procurement	11,520,000.00
	Payment for post procurement audit exercise across MDA's in Ekiti State	Bureau of Public Procurement	2,000,000.00
15	Payment for state honor award and investiture by Mr Gov (part payment)	Ministry of regional development and special duties	5,000,000.00
16	Sensitization programme in comm. Part development.	Ministry of Local Government	9,555,280.00

Report of the Accountant-General of Ekiti State for the Year Ended 31st December, 2019.

17	commemeration of 2019 world malaria day in Ekiti state	Ministry of Health	2,500,000.00
	payment for mama kit programme	Ministry of Health	46,200,000.00
	State steering committee on basic health care provision	Ministry of Health	80,493,700.00
	Payment for financial assistance	Ministry of Health	16,000,000.00
	World Bank Assisted Programme (UNICEF)	Ministry of Health	7,051,156.87
	Safe 1million lives programme	Ministry of Health	165,393,640.40
18	Implementation of vaccine derived polio virus type2	Primary healthcare	2,701,200.00
	Implementation of April 2019 round maternal new born and child health week in Ekiti	„	6,701,000.00
	Implementation of nationakl immunization plus days in Ekiti	„	2,500,000.00
	Implementation of June DBR in Ekiti State for the month of June 2019	„	2,701,200.00
	Task force committee quarterly meeting on polio eradication	„	300,250.00
	Rentage of office accommodation	„	6,000,000.00
	Donor Assistance Programme	„	95,249,856.36
19	State participation in healthcare provision fund	Social Health Insurance Scheme	6,500,000.00
	Conduct and accessment of all 177 selected health care facilities in Ekiti State	Social Health Insurance Scheme	10,506,300.00

Report of the Accountant-General of Ekiti State for the Year Ended 31st December, 2019.

20	Co-ordinator of HIV response in Ekiti State	Ekiti State AIDs Control Agency	15,000,000.00
21	Payment for the procurement of urgent essential instructional materials in the primary schools.	SUBEB	51,031,578.95
22	Payment for Special care for Destitutes miscrants and Beggars on the street of Ado-Ekiti.	Office for Disability Affairs	800,000.00
23	Outstanding relocation allowance and salary of acting provost college of Tech. and comm. Agriculture Isan Ekiti	Ministry of Agric	2,162,629.30
	Enumeration and evaluation of 3004 hectare	Ministry of Agric	5,257,000.00
	Clearing of 150 hectares of land in Ekiti State	Ministry of Agric	26,528,600.25
	Clearing of 100 hectares of land in Ekiti State	Ministry of Agric	17,685,733.50
	Clearing of 50 hectares of land in Ekiti State	Ministry of Agric	8,842,866.75
	Clearing of 25 hectares of land in Ekiti State	Ministry of Agric	4,421,433.38
	Clearing of 150 hectares of land in Ekiti State	Ministry of Agric	26,528,600.25
	Clearing of 50 hectares of land in Ekiti State	Ministry of Agric	8,842,866.75
	Clearing & packing grasses and bamble at Ikosu pilot	Ministry of Agric	156,000.00
	48months arrears of security men Ikosu pilot irrigation	Ministry of Agric	768,000.00
	Registration of farmers Ekiti State	Ministry of Agric	9,950,000.00

Report of the Accountant-General of Ekiti State for the Year Ended 31st December, 2019.

	Participation of director of livestock meeting at Abuja	Ministry of Agric	85,000.00
	placing advertisement for expression interest for land clearing	Ministry of Agric	918,146.00
24	Cost of transportation (10) ten trucks of fertilizer from Kaduna State to Ado Ekiti	Fountain Agric Marketing Agency	2,915,000.00
25	Counterpart fund for Procurement of water treatment materials	Water Corporation	150,000,000.00
26	Counterpart Fund for FADAMA ii-I Additional Financing Project	FADAMA	71,744,000.00
27	GCC fund for the supporting of YESSO prog. Ekiti State	Ministry of Budget	41,600,000.00
	GCC support fund activities of UNICEF in the State	Ministry of Budget	8,500,000.00
	2019 Ekiti State entrepreneurship week 1st of 2nd installment	Ministry of Budget	30,000,000.00
	2019 Ekiti State entrepreneurship week 2nd of 2nd installment	Ministry of Budget	30,000,000.00
28	Provision of basic materials for FRC	Fiscal Responsibility Commission	955,000.00
29	Printing of forms documents and books for the year 2019	SIRS	8,786,500.00
	TOTAL		1,699,630,832.66

Report of the Accountant-General of Ekiti State for the Year Ended 31st December, 2019.

NOTE 22: PURCHASE/CONSTRUCTION OF ASSETS

S/NO	ADMIN CODE	MINISTRIES/DEPARTMENTS/AGENCIES	ACTUAL	BUDGET	VARIANCE
			₦	₦	₦
		ADMINISTRATIVE SECTOR			
1	011100100100	GOVERNOR'S OFFICE (GAD)	1,308,306,975.00	4,153,000,000.00	2,844,693,025.00
2	011100100101	EKITI STATE GOVERNORS LODGE, ABUJA		-	-
3	011100100200	OFFIC OF THE DEPUTY GOVERNOR		45,000,000.00	45,000,000.00
4	011100300100	EKITI STATE BOUNDARY COMMISSION		10,000,000.00	10,000,000.00
5	011100800100	STATE EMERGENCY MANAGEMENT AGENCY (SEMA)		20,000,000.00	20,000,000.00
6	011101000100	BUREAU OF PUBLIC PROCUREMENT (BPP)	43,520,000.00	57,500,000.00	13,980,000.00
7	011101300100	OFFICE OF SECRETARY TO THE STATE GOVERNMENT (SSG)	2,807,000.00	20,000,000.00	17,193,000.00
8	11101300200	POLITICAL AND ECONOMIC AFFAIRS DEPARTMENT (P&E)		1,350,000,000.00	1,350,000,000.00
9	011101300400	POLITICAL AND INTER-PARTY AFFAIRS (P & E)		-	-
10	011102000100	EKITI STATE STOMACH INFRASTRUCTURE AGENCY		-	-
11	011102100200	EKITI STATE LIAISON OFFICE -ABUJA		140,000,000.00	140,000,000.00
12	011103400100	BUREAU OF PUBLIC SERVICE REFORMS		-	-
13	011103400200	BUREAU OF TRANSFORMATION AND STRATEGY	9,000,000.00	21,000,000.00	12,000,000.00
14	011103500100	EKITI STATE PENSION COMMISSION		100,000,000.00	100,000,000.00
15	11103500200	PENSION TRANSITION ARRANGEMENT DEPARTMENT		25,000,000.00	25,000,000.00
16	011103700100	MUSLIM PILGRIM WELFARE BOARD		5,000,000.00	5,000,000.00
17	011103800100	CHRISTIAN PILGRIM WELFARE BOARD		7,000,000.00	7,000,000.00
18	011111300100	GOVERNMENT HOUSE & PROTOCOL	407,866,786.20	2,070,000,000.00	1,662,133,213.80
19	011111300500	CABINET DEPARTMENT GOV. OFFICE		300,000,000.00	300,000,000.00
20	011113200100	INTEGRATION & INTER-GOVERNMENTAL AFFAIRS (MIN. of SPECIAL DUTIES)	6,000,000.00	15,000,000.00	9,000,000.00
21	011200300100	HOUSE OF ASSEMBLY		357,123,654.50	357,123,654.50
22	011200400100	HOUSE OF ASSEMBLY SERVIC COMMISSION		66,100,000.00	66,100,000.00

Report of the Accountant-General of Ekiti State for the Year Ended 31st December, 2019.

23	012300100100	MINISTRY OF INFORMATION	19,077,500.00	206,102,500.00	187,025,000.00
24		MINISTRY OF YOUTHS AND SPORTS	1,500,000.00	370,000,000.00	368,500,000.00
25	012300300100	BROADCASTING SERVICE OF EKITI STATE	14,875,000.00	141,000,000.00	126,125,000.00
26	012301300100	GOVERNMENT PRINTING PRESS		200,000,000.00	200,000,000.00
27	012500100100	OFFICE OF THE HEAD OF SERVICE		5,000,000.00	5,000,000.00
28	012500500100	OFFICE OF ESTABLISHMENT AND TRAINING		115,450,275.53	115,450,275.53
29	014000100100	STATE AUDITOR GENERAL OFFICE		25,000,000.00	25,000,000.00
30	014000100300	OFFICE OF AUDITOR-GENERAL FOR LOCAL GOVERNMENT		66,000,000.00	66,000,000.00
31	014700100100	CIVIL SERVICE COMMISSION	2,216,500.00	18,000,000.00	15,783,500.00
32	014800100100	STATE INDEPENDENT ELECTORAL COMMISSION	297,035,000.00	600,000,000.00	302,965,000.00
33		TOTAL ADMINISTRATION SECTOR	2,112,204,761.20	10,508,276,430.03	8,396,071,668.83
					-
		ECONOMIC SECTOR			-
34	021500100100	MINISTRY OF AGRICULTURE AND RURAL DEVELOPMENT	169,110,365.55	1,738,671,429.00	1,569,561,063.45
35	021500100100	MINISTRY OF AGRICULTURE AND RURAL DEVELOPMENT (EXTERNAL FINANCE)		-	-
36	021500100300	DIRECTORATE OF FARM SETTLEMENT AND PEASANT FARMER DEVELOPMENT		100,200,000.00	100,200,000.00
37	021502100200	SCHOOL AGRICULTURE AND ENTERPRISE	14,756,000.00	60,300,000.00	45,544,000.00
38	021510200100	AGRICULTURAL DEVELOPMENT PROJECT	23,735,789.50	80,186,989.50	56,451,200.00
39	021510200200	FADAMA PROJECT	71,744,000.00	80,604,058.50	8,860,058.50
40	021510200200	FADAMA PROJECT (EXTERNAL FINANCE)		-	-
41	021510900100	FORESTRY DEPARTMENT		40,000,000.00	40,000,000.00
42	021511000100	FOUNTAIN AGRIC MARKETING AGENCY	2,915,000.00	28,211,375.04	25,296,375.04
43	022000100100	MINISTRY OF FINANCE AND ECONOMIC DEVELOPMENT		320,000,000.00	320,000,000.00
44	022000600100	CENTRAL INTERNAL AUDIT OFFICE		17,000,000.00	17,000,000.00
45	022000700100	OFFICE OF THE ACCOUNTANT GENERAL	24,221,500.00	425,000,000.00	400,778,500.00

Report of the Accountant-General of Ekiti State for the Year Ended 31st December, 2019.

46	22000800100	INTERNAL REVEUNE SERVICE	8,786,500.00	450,000,000.00	441,213,500.00
47		MINISTRY OF REGIONAL DEV. & SPECIAL DUTIES		118,000,000.00	118,000,000.00
48		EKITI STATE SIGNAGE & ADVERTISEMENT		17,500,000.00	17,500,000.00
49	022200100100	MINISTRY OF COMMERCE, INDUSTRIES AND COOPERATIVES	690,213,367.48	1,796,753,038.56	1,106,539,671.08
50	022200100500	EKITI STATE ENTERPRISES DEVELOPMENT AGENCY	1,000,000.00	90,296,293.65	89,296,293.65
51	022200100600	MULTI PURPOSE CREDIT AGENCY	15,485,000.00	40,296,392.60	24,811,392.60
52	022700100200	BUREAU OF PRODUCTIVITY AND EMPOWERMENT	790,000.00	125,000,000.00	124,210,000.00
53	022700500100	JOB CREATION AND EMPLOYMENT AGENCY		15,000,000.00	15,000,000.00
54	22700600100	PROJECT FINANCE MANAGEMENT DRAWDOWN		-	-
55	022800700100	BUREAU OF INFORMATION, COMMUNICATION AND TECHNOLOGY (ICT)	35,166,945.07	200,000,000.00	164,833,054.93
56	022905500100	EKITI STATE TRAFFIC MANAGEMENT AGENCY		25,000,000.00	25,000,000.00
57	023100300100	EKITI STATE ELECTRICITY BOARD	215,768,255.44	1,181,000,000.00	965,231,744.56
58	023305100100	EKITI STATE MINERAL RESOURCES DEVELOPMENT AGENCY		115,399,533.40	115,399,533.40
59	023400100100	MINISTRY OF WORKS AND TRANSPORT	5,680,433,704.94	11,747,191,246.32	6,066,757,541.38
60		PUBLIC WORKS CORPORATION (EKROMA)	96,194,895.16	400,000,000.00	303,805,104.84
61	023400200100	OFFICE OF SURVEYOR -GENERAL OF THE STATE	21,741,220.00	115,000,000.00	93,258,780.00
62	023600400200	BUREAU OF TOURISM ART AND CULTURE		1,016,658,622.32	1,016,658,622.32
63	023800100100	MINISTRY OF BUDGET AND ECONOMIC PLANNING	227,154,217.00	6,983,835,230.75	6,756,681,013.75
64	023800100100	YOUTH EMPLOYMENT AND SOCIAL SUPPORT OPERATION (YESSO) DRAW DOWN	19,235,190.00	-	(19,235,190.00)
65	023800100100	GRANTS FROM UNICEF ASSISTED PROGRAMMES		-	-
66	023800400100	BUREAU OF STATISTICS	8,489,000.00	80,000,000.00	71,511,000.00
67	023800400200	SUSTAINABLE DEVELOPMENT GOALS (SDG) OFFICE	247,611,810.23	50,000,000.00	(197,611,810.23)
68	023800400200	SDG (DRAW DOWN)		-	-
69	025000100100	FISCAL RESPONSIBILITY COMMISSION	955,000.00	20,000,000.00	19,045,000.00
70	025210200100	EKITI STATE WATER CORPORATION	164,743,292.00	300,000,000.00	135,256,708.00

Report of the Accountant-General of Ekiti State for the Year Ended 31st December, 2019.

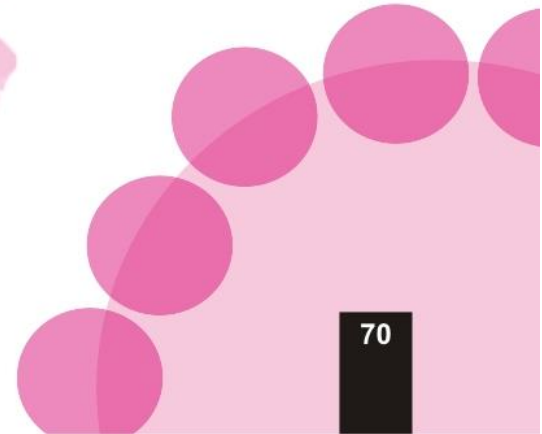
71	025210300100	RURAL WATER SUPPLY AND SANITATION AGENCY		70,000,000.00	70,000,000.00
72	025210300100	RURAL WATER SUPPLY AND SANITATION AGENCY (EXTERNAL FINANCE)		-	-
73	025210300100	3RD NATIONAL URBAN WATER SECTOR REFORM PROJECT (NUWSRP-3)	4,722,869,748.05	-	(4,722,869,748.05)
74	025210300100	FEDERAL MINISTRY OF WATER RESOURCES ASSISTED PROGRAMM		-	-
75	025210300100	EU ASSISTED WATER SUPPLY/SANITATION SECTOR REFORM PROGRAMM III		-	-
76	025300100100	MINISTRY OF LAND, HOUSING AND URBAN DEVELOPMENT	719,757,524.85	720,000,000.00	242,475.15
77	025301000100	STATE HOUSING CORPORATION	4,950,000.00	100,000,000.00	95,050,000.00
78	025305600100	URBAN RENEWAL AGENCY	43,743,442.43	117,000,000.00	73,256,557.57
79	026100100100	MINISTRY OF PUBLIC UTILITIES	1,940,229.00	70,000,000.00	68,059,771.00
80	026100100200	UTILITY SERVICE DEPARTMENT		57,783,200.00	57,783,200.00
		TOTAL ECONOMIC SECTOR	13,233,511,996.70	28,911,887,409.64	15,678,375,412.94
					-
		LAW AND JUSTICE SECTOR			-
79	031800100100	THE JUDICIARY		100,100,000.00	100,100,000.00
80	031801100100	JUDICIAL SERVICE COMMISSION		200,000,000.00	200,000,000.00
81	032600100100	MINISTRY OF JUSTICE		460,088,000.00	460,088,000.00
82	032600700200	OFFICE OF PUBLIC DEFENDER		15,000,000.00	15,000,000.00
83	032605200100	CUSTOMARY COURT OF APPEAL		-	-
		TOTAL LAW AND JUSTICE SECTOR	-	775,188,000.00	775,188,000.00
					-
		REGIONAL SECTOR			-
84	045102100400	EKITI STATE COMMUNITY DEVELOPMENT AGENCY (DRAW DOWN)		-	-
		TOTAL REGIONAL SECTOR	-	-	-
					-
		SOCIAL SERVICE SECTOR			-

Report of the Accountant-General of Ekiti State for the Year Ended 31st December, 2019.

85	051305500100	EKITI DIASPORA OFFICE		-	-
86	051400100100	MINISTRY OF WOMEN AFFAIRS, GENDER EMPOWERMENT & SOCIAL WELFARE	183,937,500.00	692,139,000.00	508,201,500.00
87		EKITI STATE OFFICE FOR DISABILITY AFFAIRS	2,619,000.00	56,000,000.00	53,381,000.00
88	051700100100	MINISTRY OF EDUCATION, SCIENCE ND TECHNOLOGY	95,187,758.37	2,759,000,000.00	2,663,812,241.63
89	051700100100	FOREIGN LOAN DRAW DOWN(SEPIP)	135,321,822.15	-	(135,321,822.15)
90	051700300100	STATE UNIVERSAL BASIC EDUCATION BOARD	51,031,578.95	858,711,850.00	807,680,271.05
91	051700300100	UBEC PROJECT (FEDERAL GOVT./WORLD BANK)		-	-
92	051700800100	EKITI STATE LIBRARY BOARD	500,000.00	21,000,000.00	20,500,000.00
93	051701800100	COLLEGE OF EDUCATION - IKERE EKITI		300,000,000.00	300,000,000.00
94	051702100100	EKITI STATE UNIVERSITY		300,000,000.00	300,000,000.00
95	051705400100	STATE TEACHING SERVICE COMMISSION		35,000,000.00	35,000,000.00
96	051705500100	BOARD FOR TECHNICAL AND VOCATIONAL EDUCATION	72,715,122.96	1,511,000,000.00	1,438,284,877.04
97	051705500200	AGENCY FOR ADULT AND NON-FORMAL EDUCATION	2,890,000.00	50,000,000.00	47,110,000.00
98	051705500300	COOPERATIVE DEPARTMENT AND COOPERATIVE COLLEGE, IJERO-EKITI		-	-
99	051705600100	STATE SCHOLARSHIP BOARD		10,450,000.00	10,450,000.00
100	051705600200	EDUCATION TRUST(ENDOWMENT) FUND	14,755,515.83	6,000,000.00	(8,755,515.83)
101	052100100100	MINISTRY OF HEALTH	320,638,497.27	2,300,000,000.00	1,979,361,502.73
102		STATE HEALTH INSURANCE SCHEME (SHIS)	17,006,300.00	307,000,000.00	289,993,700.00
103	052100100100	EKITI STATE AIDS CONTROL AGENCY (EXTERNAL FINANCE)		-	-
104	052100100200	EKITI STATE AIDS CONTROL AGENCY	15,000,000.00	30,000,000.00	15,000,000.00
105	052100300100	PRIMARY HEALTHCARE DEVELOPMENT AGENCY	117,653,506.36	164,000,000.00	46,346,493.64
106	052102600100	EKITI STATE UNIVERSITY TEACHING HOSPITAL		300,000,000.00	300,000,000.00
107	052110200100	HOSPITAL MANAGEMENT BOARD	19,857,515.99	320,000,000.00	300,142,484.01
108	052110600100	COLLEGE OF HEALTH TECHNOLOGY		45,000,000.00	45,000,000.00
109	052111300100	CENTRAL MEDICAL STORE		58,000,000.00	58,000,000.00

Report of the Accountant-General of Ekiti State for the Year Ended 31st December, 2019.

110	053500100100	MINISTRY OF ENVIRONMENT		61,000,000.00	61,000,000.00
111	053501600100	STATE ENVIRONMENTAL PROTECTION AGENCY	154,971,302.71	394,000,000.00	239,028,697.29
112	053505300100	EKITI STATE WASTE MANAGEMENT BOARD	79,914,200.00	106,400,000.00	26,485,800.00
113	053905100100	EKITI STATE SPORT COUNCIL		10,000,000.00	10,000,000.00
114	0505100100100	MINISTRY FOR LOCAL GOVERNMENT AND COMMUNITY DEVELOPMENT	11,141,280.00	248,000,000.00	236,858,720.00
115	0505100200100	CHIEFTANCY AFFAIRS		150,000,000.00	150,000,000.00
116	0505100300100	EKITI STATE COUNCIL OF OBAS		-	-
		TOTAL SOCIAL SERVICE SECTOR	1,295,140,900.59	11,092,700,850.00	9,454,185,249.41
		SUMMARY			
		ADMINISTRATIVE SECTOR	2,112,204,761.20	10,508,276,430.03	8,396,071,668.83
		ECONOMIC SECTOR	13,233,511,996.70	28,911,887,409.64	15,678,375,412.94
		LAW AND JUSTICE SECTOR		775,188,000.00	775,188,000.00
		REGIONAL SECTOR		-	-
		SOCIAL SERVICE SECTOR	1,295,140,900.59	11,092,700,850.00	9,454,185,249.41
		TOTAL	16,640,857,658.49	51,288,052,689.67	34,647,195,031.18



NOTE 23: FOREIGN LOAN DRAW DOWN

S/NO	PROJECT	AMOUNT (₦)
1	STATE EDUCATION PROGRAMME INVESTMENT PROJECT (SEPIP)	410,800,335.85
2	YOUTH EMPLOYMENT AND SOCIAL SUPPORT OPERATION (YESSO)	923,717,216.76
3	3RD NATIONAL URBAN WATER SECTOR REFORM PROJECT (3RD NUWRP)	4,754,450,000.00
4	CONDITIONAL CASH TRANSFER	85,378,971.00
5	FADAMA	-
	TOTAL	6,174,346,523.61

NOTE 24: DOMESTIC LOANS

S/NO	DETAILS	AMOUNT (₦)
1	BUDGET SUPPORT FUND	700,000,000.00
	TOTAL	700,000,000.00

EKITI STATE OF NIGERIA

NOTE 25: FACILITY REPAYMENT (FOREIGN LOAN DRAWN DOWN JAN-DEC. 2019)

S/NO	FOREIGN LOAN	LOAN CURRENCY	LOAN AMOUNT	PRINCIPAL	INTEREST	TOTAL PAYMENT	TOTAL PAYMENT IN NAIRA	CLOSING BALANCE
A	B		C	D	E	H	J	K=F-G
							N	\$
1	SNPFS-ADF	FUA	7,000,000.00	70,000.00	1359.24	71,359.24	30,121,737.02	9,281,053.26
2	ADP	XDR	8,476,945.10	423,846.20	16,688.90	440,535.10	193,034,654.11	2,637,424.84
3	AEKSCIDA	XDR	7,642,692.40	190,682.40	44,790.30	235,472.70	102,355,974.15	8,060,385.08
4	HSDP	XDR	4,088,840.00	102,221.00	7,703.10	109,924.10	49,322,680.81	1,867,361.73
5	UBE	USD	5,000,000.00	125,000.00	19,635.60	144,635.60	45,695,379.30	2,524,322.65
6	HIV/AIDS	XDR	1,535,762.30	38,394.00	8,148.20	46,542.20	20,296,845.80	1,462,481.16
7	HSDP (II)	XDR	2,313,697.80	46,274.00	16,613.40	62,887.40	27,469,380.32	3,015,213.40
8	FADAMA	XDR	2,858,563.00	57,171.20	21,117.60	78,288.80	34,305,171.84	3,834,236.29
9	HIV/AIDS (III)	XDR	3,343,202.00	-	23,968.20	23,968.20	10,184,663.42	4,419,091.38
10	SEPIP	USD	48,333,333.00	-	332,249.90	332,249.90	104,983,049.27	44,299,993.95
11	3RD NATIONAL URBAN WATER SECTOR REFORM	XDR	32,400,000.00	1,069,200.00	122,979.40	1,192,179.40	519,786,315.55	21,568,302.48
	TOTAL		122,993,035.60	2,122,788.80	615,253.84	2,738,042.64	1,137,555,851.59	102,969,866.22

NOTE 25B: FOREIGN LOANS OUTSTANDING BALANCE

JANUARY-DECEMBER 2019		
		N
BALANCE B/F		30,034,529,853.59
ADDITION		6,174,346,523.61
ADDITION YET TO BE CAPTURED BY DMO		-
TOTAL		36,208,876,377.20
LESS:		
PRINCIPAL REPAYMENT		795,978,143.83
BALANCE C/D		35,412,898,233.37
NAIRA EQUIVALENT OF FOREIGN DEBT BALANCE	102,969,866.22 * 306	31,508,779,063.32
PRIOR OVER-STATEMENT OF FOREIGN DEBT		3,904,119,170.05

NOTE: The Official Closing Rate of Dollar to Naira as at 31st December, 2019 was N306 to \$1

NOTE 26A: FACILITY REPAYMENT (DOMESTIC LOAN)

S/NO	HEADS	OPENING BALANCE	ADDITIONAL LOAN	TOTAL LOAN	PRINCIPAL PAYMENT	INTEREST PAYMENT	TOTAL PAYMENT	CLOSING BALANCE
A	B	C	D	E=C+D	F	G	H=F+G	I=E-F
		N	N	N	N	N	N	N
1	FGN BONDS	18,109,324,098.32	-	18,109,324,098.32	312,935,708.10	2,664,908,113.25	2,977,843,821.35	17,796,388,390.22
2	BAIL OUT	8,919,634,767.01	-	8,919,634,767.01	238,891,583.77	797,853,522.64	1,036,745,106.41	8,680,743,183.54
3	BOND PROCEEDS	2,458,989,888.57	-	2,458,989,888.57	713,107,680.07	516,388,320.05	1,229,496,000.12	1,180,148,518.01
4	ACCESS (ECA)	9,350,431,657.38	-	9,350,431,657.38	250,279,857.74	829,452,343.03	1,079,732,200.77	9,189,861,801.40
5	BUDGET SUPPORT FUND	16,869,000,000.00	700,000,000.00	17,569,000,000.00	433,689,090.28	249,254,217.70	682,943,307.98	17,135,310,909.72
6	UBEC 2012/2015	1,987,788,065.28	-	1,987,788,065.28	700,000,000.00	-	700,000,000.00	1,287,788,065.28
7	NUWSRP- 3	82,225,000.00	-	82,225,000.00	82,225,000.00	-	82,225,000.00	-
	TOTAL	57,695,168,476.56	700,000,000.00	58,395,168,476.56	2,648,903,919.96	5,057,856,516.67	7,706,760,436.63	55,270,240,868.17

NOTE 26B: DOMESTIC DEBT (PAYABLES & ACCRUED EXPENSES)

<i>Salaries and other staff claims</i>	4,977,800,451.35	
<i>Pension</i>	1,312,646,424.74	
<i>Gratuities</i>	13,280,043,708.31	
<i>Judgement Debt</i>	1,079,768,735.28	
<i>Contractors Arrears</i>	2,797,393,471.46	
		<u>23,447,652,791.14</u>
TOTAL DOMESTIC DEBT		<u>78,717,893,659.31</u>

NOTE 27: RECONCILED ACCOUNTANT-GENERAL'S CASH BOOK BALANCE AS AT 31/12/19

S/N	BANK NAME	ACCOUNTS NAME	AMOUNT (N)
1	ACCESS	CAPITAL	20,248,945.63
2	ACCESS	VAT	-
3	ACCESS	FAAC/CRF	42,803,517.00
4	ACCESS	E-PAYROLL MDAS	13,683,199.38
5	ACCESS	LEGAL FEES	740.82
6	ACCESS	PENSION E-PAYROLL	39,600,003.58
7	ACCESS	TSA SWEEPING	3,040,440.91
8	ACCESS	CIVIL SERVANT SALARY	745,209.61
9	ACCESS	IGR EXPENDITURE	65,260.80
10	ACCESS	FOUNTAIN HOLDING	-
11	ACCESS	TRAFFIC CONTROL	199.70
12	ACCESS (DIAMOND)	L.G. COMMUNITY DEV.	1,124,360.92
13	ACCESS (DIAMOND)	RESERVE FUND	420,836.73
14	ACCESS (DIAMOND)	LEGAL FEES	550,753.58
15	ACCESS (DIAMOND)	IGR EXPENDITURE	1,343,148.83
16	ACCESS [DIAMOND]	EKS COMM. DEV	1,102,831.23
17	ECO	VAT	297,859,015.18
18	ECO	RESERVE	-
19	ECO	SEVERANCE PACKAGE	299,948.32
20	ECO	PARIS CLUB REFUND	1,335,422.78,
21	ECO	SEPIP COUNTERPART FUND	3,210,751.10
22	ECO	BUDGET SUPPORT	1,275,687.32
23	ECO	TSA VAT	-
24	ECO	TSA RESERVE	-

Report of the Accountant-General of Ekiti State for the Year Ended 31st December, 2019.

25	ECO	IGR EXPENDITURE	7,067.11
26	ECO	CAPITAL	3,769,916.58
27	HERITAGE	IGR EXPENDITURE	398,972,584.27
28	HERITAGE	COMM. DEV.	212.90
29	FCMB	S. RESPONSIBILITY	97,062.50
30	FCMB	SURE-P	-
31	FCMB	SPECIAL PROJECT	629,501.26
32	FCMB	IGR EXPENDITURE	36,099.10
33	FIDELITY	TESCOM	32,206.28
34	FIDELITY	IGR EXPENDITURE	153,597.67
35	FIRST BANK	IGR EXPENDITURE	637,990.79
36	FIRST BANK	PLATE NUMBER	6,300.00
37	FIRST BANK	AGRIC CREDIT SCHEME	33,032,651.95
38	GTB	IGR EXPENDITURE	17,702.03
39	KEYSTONE	IGR EXPENDITURE	100,083,749.16
40	POLARIS	OTHER CHARGES	-
41	POLARIS	CIVIL SERVANT SALARY	10,073,853.44
42	POLARIS	SPECIAL FUND	-
43	POLARIS	FAAC/CRF	1,289,600.64
44	POLARIS	LAPTOP REPAYEMENT	243,117.64
45	POLARIS	E-PAYROLL	-
46	POLARIS	BACK DUTY ASSESSMENT	19,609.69
47	POLARIS	BOND	1,290.83
48	POLARIS	IGR EXPENDITURE	-
49	PROVIDUS	RESERVE	100,269,856.17
50	STANBIC	CAPITAL	19,262.04

Report of the Accountant-General of Ekiti State for the Year Ended 31st December, 2019.

51	STANBIC	IGR EXPENDITURE	25,350.60
52	STANBIC	LOCK-UP-SHOP	4,065,749.24
53	STERLING	IGR EXPENDITURE	793,283.83
54	STERLING	RESERVE FUND	808,166.92
55	STERLING	CSS SALARY REFUND	15,234,666.13
56	STERLING	FORESTRY REGENERATION	-
57	STERLING	TECHNICAL COLLEGE DEV.	1,375,102.00
58	STERLING	SOCIAL SEC. E-PAYMENT	-
59	STERLING	SOCIAL SEC. INITIATIVE	-
60	STERLING	SEPIP	-
61	STERLING	SECONDARY EDU. DEV.	-
63	STERLING	PRIMARY EDU. DEV.	-
64	STERLING	SEVERANCE PACKAGE	399,948.32
65	STERLING	TSA RESERVE	141,739,534.80
66	STERLING	SOCIAL RESPONSIBILITY	97,062.50
67	UBA	CIVIL SERVANT SALARY	-
68	UBA	CAPITAL	424,213.92
69	UBA	OTHER CHARGES	291,936.55
70	UBA	FURNITURE ALLOWANCE	-
71	UBA	IGR EXPENDITURE	160,424.05
72	UBA	CRF	280,756.71
73	UNION	CAPITAL	65,101.59
74	UNION	LAPTOP REPAYMENT	683,036.20
75	UNION	RENT	360,221.80
76	UNION	IGR EXPENDITURE	2,264,773.96
77	UNITY	CAPITAL	8,225,303.54

Report of the Accountant-General of Ekiti State for the Year Ended 31st December, 2019.

78	UNITY	UNSERVICABLE VEHICLE	1,319,328.43
79	UNITY	FERTILIZER	-
80	UNITY	IGR EXPENDITURE	345,691.14
81	UNITY	RESERVE	100,031,221.11
82	WEMA	CAPITAL	-
83	WEMA	CAPITAL DEV. FUND	179,134.43
84	WEMA	REMITTANCE	66,646.66
85	WEMA	DIVIDEND	49,947,380.49
86	WEMA	INTREST	403,914.86
87	WEMA	RENT OF GOVT. QUARTERS	-
88	WEMA	PROCEED FROM SHARES	23,046.58
89	WEMA	PTF MOTORCYCLE LOAN	263,307.16
90	WEMA	TIPPER HAULAGE	-
91	WEMA	SEPIP	7,850,163.28
92	WEMA	OJA- OBA MODERN MARKET	1,904.00
93	WEMA	CONSOLIDATED DEBT SERVICE	83,924,623.36
94	WEMA	STOMACH INFRASTURE	-
95	WEMA	CONTIGENCY	-
96	WEMA	IGR EXPENDITURE	595,434.80
97	ZENITH	IGR EXPENDITURE	5,917.72
	TOTAL		1,499,020,429.37

IGR COLLECTION ACCOUNTS BALANCES AS AT 31ST DECEMBER, 2019

S/NO	BANK	ACCOUNT NAMES	AMOUNT (₦)
1	ACCESS	COLECTION ACCOUNT (IGR)	11,162,825.43

Report of the Accountant-General of Ekiti State for the Year Ended 31st December, 2019.

2	ACCESS	CONSOLIDATED ACCOUNT	63,267,066.22
3	ACCESS	DRIVING LICENCE	422,009.91
4	ACCESS	IGR COLLECTION ACCOUNT	469,425.44
5	ACCESS	PAYDIRECT COLLECTION ACCOUNT	-
6	FIRST BANK	EKSVL ROAD TAXES	33,076,073.49
7	FIRST BANK	COMMISSION ACCOUNT	39.90
8	FIRST BANK	PLATE NUMBER	-
9	FIRST BANK	OKADA	10,506,400.00
10	FIRST BANK	IGR CONSOLIDATED	101,938,108.58
11	FIRST BANK	IGR CONSOLIDATED	32,949,583.70
12	POLARIS	VEHICLE ACCOUNT	-
13	POLARIS	IGR COLLECTION ACCOUNT	66,915.95
14	POLARIS	IGR COLLECTION ACCOUNT	-
15	POLARIS	PAYDIRECT COLLECTION ACCOUNT	16,869,576.13
16	POLARIS	PAYDIRECT COLLECTION ACCOUNT	200,747.85
17	POLARIS	PAYDIRECT COLLECTION ACCOUNT	-
18	POLARIS	IGR REMITTANCE	-
19	POLARIS	AUTO REG ACCOUNT	-
20	UBA	IGR COLLECTION ACCOUNT	28,002,447.95
21	UBA	EKS CONSOLIDATED ACCOUNT	280,756.71
22	KEYSTONE	IGR ACCOUNT	153.94
23	UNION	IGR COLLECTION ACCOUNT	100.00
24	UNION	TIPPER LORRY ACCOUNT	173,856.00
25	STERLING	IGR COLLECTION ACCOUNT	1.00
26	ZENITH	IGR COLLECTION ACCOUNT	6,101,475.78
27	ZENITH	PAYDIRECT COLLECTION ACCOUNT	-

Report of the Accountant-General of Ekiti State for the Year Ended 31st December, 2019.

28	WEMA	TRYCYCLE/AKOTO FEE	160,875.00
29	WEMA	PAYDIRECT COLLECTION ACCOUNT	2.56
30	HERITAGE	IGR COLLECTION ACCOUNT	3,317,559.14
31	HERITAGE	COMMUNITY DEVELOPMENT	250.00
32	FIDELITY	TAX/BUS FEE ACCOUNT	1,432,500.00
33	FIDELITY	IGR COLLECTION ACCOUNT	1,723,165.43
34	ECOBANK	IGR COLLECTION ACCOUNT	3.06
35	STANBIC	IGR COLLECTION ACCOUNT	5,064,003.54
36	FCMB	IGR COLLECTION ACCOUNT	1,996,688.30
TOTAL (B)			319,182,611.01

RECONCILED CASH BOOK BALANCES OF MDAs AS AT 31/12/19

S/NO	BANK	ACCOUNT NAME	AMOUNT (₦)
1	EDUCATION TRUST FUND		59,690,898.22
2	SUSTAINABLE DEVELOPMENT GOALS OFFICE		2,388,192.77
3	PROJECT FUND MANAGEMENT UNIT		5,824,442,685.07
4	MINISTRY OF HEALTH (WORLD BANK ASSISTED PROJECT) SAFE 1M LIVES		236,362,116.56
5	MINISTRY OF HEALTH (WORLD BANK ASSISTED) UNICEF		421,846.87
6	PRIMARY HEALTH CARE DEVELOPMENT AGENCY		40,420,183.00
7	UBEC/SUBEB		7,693,222,260.49
TOTAL [C]			13,856,948,182.98
TOTAL CASH BOOK BALANCES (A+B+C)			15,675,151,223.36

NOTE 28: RECEIVABLES

S/NO	BANK	AS AT 31/12/2019 ₦	AS AT 31/12/2018 ₦
1	WEMA SHARES	47,558,636.74	48,386,883.92
2	ADVANCES	4,688,238,316.62	3,990,816,911.56
3	NUWSRP- 3 OVERPAYMENT (164,450,000.42-82,225,000.00)	82,225,000.42	
	TOTAL	4,818,021,953.78	4,039,203,795.48

NOTE 28B: INCREASE IN ADVANCES

S/NO	DETAILS	AS AT 31/12/2019 ₦	AS AT 31/12/2018 ₦	INCREASE IN ADVANCES ₦
1	ADVANCES	4,688,238,316.62	3,990,816,911.56	697,421,405.06

NOTE 29: INVESTMENT

S/NO	DETAILS	AMOUNT ₦
1	IKUN EKITI DIARY FARM & PRODUCTIONS	988,244,342.00
2	IRE CLAY PRODUCTS LTD	267,000,000.00
	TOTAL	1,255,244,342.00

NOTE 29B: INVESTMENT PROPERTY

S/NO	DETAILS	AMOUNT ₦
1	EKITI HOUSE, WUSE ABUJA	8,870,000,000.00
2	FOUNTAIN COURT, OJU OLOBUN, LAGOS	2,621,000,000.00
3	ARCHBISHOP ADEILOYE ABIODUN HALL	168,000,000.00
4	FOUNTAIN HOTEL, ADO-EKITI	151,650,000.00
5	IKOGOSI WARM SPRING RESORT	503,200,000.00
6	EKITI STATE PAVILLION	2,072,000,000.00
	TOTAL	14,385,850,000.00

NOTE 30: ADVANCES (REVOLVING ADVANCES)

DETAILS	N	N	N
CIVIL SERVANTS			
Housing Loan	1,365,938,631.24		
Vehicle Loan	1,242,967,226.34		
TOTAL		2,608,905,857.58	
SECONDARY SCHOOLS TEACHERS			
Housing Loan	321,532,462.52		
Vehicle Loan	263,618,389.20		
TOTAL		585,150,851.72	
LOAN TO OTHER TIERS OF GOVERNMENT			
Local Government (Bail-Out)		1,494,181,607.32	
GRAND TOTAL			4,688,238,316.62

NOTE: 30B WEMA SHARES

DETAILS	N	N	N
Shares divested to Civil Servants etc	499,743,683.20		
Add: Unallotted Shares	16,256,316.80		
Amount released by State Government		516,000,000.00	
Less:			
Refunds (2007-2019)		468,441,363.26	
BALANCE			47,558,636.74

FINANCIAL STATEMENTS FOR THE YEAR ENDED 31ST DECEMBER, 2019

NOTES TO THE FINANCIAL STATEMENTS

NOTE 31: BOND SINKING FUND ACCOUNT

DETAILS	FIRST TRANCHE	SECOND TRANCHE	TOTAL
	₦	₦	₦
INFLOWS:			
Receipts from State Government		7,274,518,000.00	7,274,518,000.00
Investment Income		158,761,000.00	158,761,000.00
TOTAL INFLOW		7,433,279,000.00	7,433,279,000.00
OUTFLOWS:			
Principal Repayment		-	-
Payment to Bond Holders		6,963,913,000.00	6,963,913,000.00
Coupon Payment		-	-
Consultants Fee		5,726,000.00	5,726,000.00
Registrars Fees		2,258,000.00	2,258,000.00
Management Fees		19,407,000.00	19,407,000.00
Trusteeship Fees		78,752,000.00	78,752,000.00
Reimbursable Fees		2,450,000.00	2,450,000.00
Bank Charges and Courier		99,000.00	99,000.00
TOTAL OUTFLOW	-	7,072,605,000.00	7,072,605,000.00
BALANCE	-	360,674,000.00	360,674,000.00

NOTE

Balance as at 31/12/18	1,596,112,000.00		
Recovery	1,254,432,000.00		
Short-fall (Change in Equity)	18,994,000.00		
Balance as at 30/12/19	360,674,000.00		

NOTE 32: SCHEDULE OF EXPENDITURE CAPTURED IN PPE

S/NO	MDAs	CLASSIFICATION	DETAILS	AMOUNT	TOTAL
				₦	₦
1	MIN. OF WORKS	LAND AND BUILDING	Renovation of Deputy Governors office, Ado Ekiti	9,990,971.15	
			Renovation of Deputy Governors Lodge, Ado Ekiti	15,024,340.28	
			Constructon of Lagos Liason office, Lagos State	15,828,692.94	
			Blocking of 4 No of entrance gate to Govt. House Ado	1,607,293.80	
			Construction of New Gov. office, Oke Ayoba Ado	62,016,316.44	
			Additional work on constructiun of new Gov. office	377,606,485.61	
			Remodelling of Ekiti guess housestaff quarters Abuja	10,985,235.28	
			Renovation of Attoney Gen. resident Ado Ekiti	43,636,173.30	
			Construction of Adunni Olayinka WDC Ado Ekiti	4,725,248.30	
			Additional work on renovation of Diran Adesua house	5,239,851.75	
			Renovation of Deputy Governors office, Ado Ekiti	8,991,874.04	
			Renovation of Deputy Gov. lodge Ado Ekiti	14,273,143.26	
			Construction of extension of fence Gov. house Ado	5,934,163.86	
			Renovation of blown off roof Min. of Education Ado	1,552,975.00	

Report of the Accountant-General of Ekiti State for the Year Ended 31st December, 2019.

		Repair of leakage roof of central store Ado Ekiti	3,160,194.02	
		Repair of heard of service office Ado Ekiti	276,000.00	
		Renovation of PS & Comm. Office Ado Ekiti	35,838,164.97	
		Renovation of phase II of Old Ministry of Finance building	25,439,778.00	
		Renovation of Deputy Gov's lodge	3,766,980.00	
		Renovation of Ekiti State broadcasting service, ilokun Ado Ekiti	31,561,903.80	
		Rehabilitation work completion of Adetiloye hall Ado Ekiti	15,498,427.93	
		Rehabilitation of Ekiti State teaching hospital internal road	73,791,473.68	
		Construction of Ekiti State liason office at GRA Ikeja Lagos State	70,000,000.00	
		Minor work and landscaping of comm., of Finance official resident	7,658,148.70	
		Construction of Ekiti State Gov's lodge Asokoro, Abuja	143,982,434.60	
		Purchase of plot 4257A on cadaskal zone A04 asokoro Abuja	627,000,000.00	
		Maintenance of High Court Ado Ekiti	24,915,970.20	
		Repairs of the blow-offroofs at st. louis, Ikere Ekiti and Govt. special school Ido Ekiti	20,000,000.00	
		Repairs work of the department of political interparty relation held Government office	724,367.00	
				1,661,026,607.91

Report of the Accountant-General of Ekiti State for the Year Ended 31st December, 2019.

		INFRASTRUCTURE	Repair of major road Ado Ekiti	243,229,315.88
			Construction of damage culvet at Afao Igbemo	13,438,026.32
			Repair of CAT payloader No 1203 motor grade	2,557,815.00
			Construction of angle bar metal fence Gov. house Ado	1,834,938.00
			Consulting service on construction of liason Abuja	6,635,954.09
			Contribution to international Dev. In respect of comm. Project	50,000,000.00
			Repair of select failed portion along Itaji-Ijelu road	8,753,689.21
			Relocation iron postmetal grill base oke ayoba Ado	664,650.00
			Consultancy service design & supervision of new Gov. office lodge Abuja	38,991,208.98
			Reconstructure of culvet along Ipao-Oke ako road	10,557,828.95
			Repairs of box culvet and construction pf 5m channel Basiri road	6,118,242.11
			Construction of Awo Iyin road	18,127,235.03
			Construction of 2x2x11m of embassy Mofereren Ado Ekiti	7,235,598.65
			Construction of ori apata adebayo Ado Ekiti	10,809,490.71
			Patching of pothole along oke ayoba road Ado Ekiti	702,843.75
			Construction of Ekiti State pavillion Ado Ekiti	250,000,000.00
			Rehailitation of Ikogoso/Erinjiyan road & car park internal road	25,000,000.00

Report of the Accountant-General of Ekiti State for the Year Ended 31st December, 2019.

			Construction of internal housing road phase 1+ phase 1 extension	25,000,000.00	
			Construction of Federal University Oye Ekiti internal road	5,000,000.00	
			Completion of 2k road at Isan school of Agriculture	80,000,000.00	
			Completion of 2k road at Isan school of Agriculture	56,125,895.50	
			Consultancy Fees on the 2nd phase of the local Govt township project	50,000,000.00	
			Outstanding amount the Empro consultancy LTD for consultant service at 5km project accrss the	55,866,988.52	
			Payment for consultancy service for dualization of new Ado/Iyin road	87,777,006.00	
			Reconstruction of 2number of septic tank	1,200,000.00	
					1,055,626,726.70
		FURNITURE AND FITTINGS			
			Maintenance of old Gov. office and his rest room	1,422,120.00	
			Procurement of fittings furniture for attorney Gen. office	13,494,338.50	
					14,916,458.50
2	WATER CORPORATION	INFRASTRUCTURE			
			Office accomodation of all assisted small town	350,000.00	
			Kick off ceremony of Ero treatment plant	735,000.00	
			propose kick off pipeline	1,375,000.00	
			Extension of power lineat Igbara odo of 15/07/2019	6,454,200.00	
			Procurement of pipe & fitting lot of 09/08/2019	5,423,892.00	

Report of the Accountant-General of Ekiti State for the Year Ended 31st December, 2019.

					14,338,092.00
	(NUWSRP 3)	PLANT & MACHINERY	Procurement of Electro-Mechanical Equipment, Leak Detection Equipments, Mobile Kits & Bus	755,659,159.68	
			Repair of electro-chemical component	405,200.00	756,064,359.68
3	MINISTRY OF AGRICULTURE	LAND AND BUILDING	Completion of function hall and lab at coll of Agric Isan	3,340,046.27	
			Construction of 20 bed hostel at coll. Of Agric Isan	3,886,797.79	
			Construction of 20 bed hostel at coll. Of Agric Isan	1,038,288.34	
			Construction of 20 bed hostel at coll. Of Agric Isan	4,880,028.57	
			Construction of 20 bed hostel at coll. Of Agric Isan	1,237,104.79	
			Construction of 20 bed hostel at coll. Of Agric Isan	5,169,303.57	
			Construction of mechanical yard at coll. Of Agric Isan	5,620,817.56	
			Construction of 3rooms as admin office coll. Of Agric	9,790,353.96	
			Renovation of block of Agric & technology Isan Ekiti	8,505,966.02	43,468,706.87
		INFRASTRUCTURE	Reconstruction of warehouse at irrigation pilot Ikosun	5,700,286.50	

Report of the Accountant-General of Ekiti State for the Year Ended 31st December, 2019.

		Digging of water well and construction of sign post	320,000.00	
		Payment for the Construction of Road to the cleared Agric lands in Ekiti	1,762,200.00	7,782,486.50
	PLANT AND MACHINERY	Repair and maintenance of equipment coll. Of Agric	5,712,296.00	5,712,296.00
4	ADP	TRANSPORTATION & EQUIPMENT	Repairs of 6Nos Hilux pick-up vehicles	3,718,000.00
				3,718,000.00
5	MINISTRY OF BUDGET	INFRASTRUCTURE	Completion of 2km road at the school of Agriculture Isan Ekiti	80,000,000.00
			Overhauling of power generator plant at stste gov secretsariat	2,000,000.00
			Overhauling of seven (7) value in BPP	8,283,000.00
			Landscaping reconstruction of fence & greening around BPP office	8,775,877.00
				99,058,877.00
		OFFICE FURNITURES & EQUIPMENT	Purchase of office furnitures & equipments	1,452,000.00
	(YESSO)		procurement of Galaxy Tablets & other ICT Equipments	17,783,190.00
			Purchase of Furniture items for rural access Agricultural market(RAAMP)	15,451,000.00
				34,686,190.00
6	SURVEYOR GENERAL	INFRASTRUCTURE	Execution of As-bulding survey and tropical survey for Gov. house ground	1,250,000.00
				1,250,000.00

Report of the Accountant-General of Ekiti State for the Year Ended 31st December, 2019.

7	BSES	PLANT & MACHINERY	Provision of tools, repairs to urgently commence testron station	10,000,000.00	
			Extension pf 33KVA lined instalation of 549KVA 331045KV Transformer	4,875,000.00	
					14,875,000.00
8	MIN. OF PUBLIC UTILITY	PLANT AND MACHINERY	Procurement of fire fighting tools & repair of engine	1,940,229.00	1,940,229.00
9	GOVT. HOUSE & PROTOCOL	LAND AND BUILDING	Renovation Osuntokun Lodge, GOVT. House, Ado Ekiti	8,258,250.00	
			Re-roofing presidential & Osuntokun lodge, Ado	18,600,000.00	
			Maintenance and management of Government House and Protocol by Messr Platinum Bean Nig	44,526,000.00	
					71,384,250.00
		FURNITURE AND FITTINGS	Furnishing of Dep. Gov lodge	10,240,536.20	
			Procurement of F&F to Oke -Ayoba Gov. lodge,Ado	150,000,000.00	
			Procurement of F&F to Oke -Ayoba Gov. lodge,Ado	150,000,000.00	310,240,536.20

Report of the Accountant-General of Ekiti State for the Year Ended 31st December, 2019.

10	ACCOUNTANT GENERAL'S OFFICE	OFFICE EQUIPMENT	20 Units of Gubabi fire proof Iron safe by AG/PS	12,625,000.00	
			Purchase of Gubabi fire proof Iron safes.	10,862,500.00	
					23,487,500.00
		FURNITURE AND FITTINGS	Procurement of furniture items for the newly recruited accountants	249,000.00	
			Procurement of furniture items for the Office of the Accountant General	485,000.00	
					734,000.00
11	POLITICAL AND ECONOMIC AFFAIRS	FURNITURE AND FITTINGS	Supplies of Furniture to the Office of the S.S.G	2,807,000.00	
					2,807,000.00
12	MINISTRY OF REGIONAL DEVELOPMENT	OFFICE EQUIPMENT	Purchase of computer set with printer and stabilizer.	1,000,000.00	-
					1,000,000.00
13	CIVIL SERVICE COMMISSION	OFFICE EQUIPMENT	Procurement of office equipment for Chairman.	2,216,500.00	-

Report of the Accountant-General of Ekiti State for the Year Ended 31st December, 2019.

					2,216,500.00
14	BUREAU OF TRANSFORMATION	OFFICE EQUIPMENT	Procurement of multimedia equipment for OTSD	4,000,000.00	
					4,000,000.00
		LAND AND BUILDING	Re-roofing of OTSD office complex	2,000,000.00	
			Payment for repairs and refurbishment of office transformation	3,000,000.00	
					5,000,000.00
15	EKSIEK	FURNITURE AND FITTINGS	Purchase of furniture and equipment for office use	3,000,000.00	-
					3,000,000.00
16	WASTE MANAGEMENT BOARD	TRANSPORTATION EQUIPMENT	Purchase of Foreign used Compactors and brand new Hilux Vehicle	79,914,200.00	-
					79,914,200.00

Report of the Accountant-General of Ekiti State for the Year Ended 31st December, 2019.

17	MIN OF INFORMATION	OFFICE FURNITURE	purchase of office furniture for the permanent secretary office	1,897,500.00	
					1,897,500.00
19	PUBLIC WORKS	LAND AND BUILDING	renovation of office accomodation and construction of new rooms	24,243,323.44	
			renovation of office accomodation and equipment	2,300,000.00	
					26,543,323.44
			repair of 10 nos equipment	9,565,767.00	
		PLANT AND MACHINERY	replacement of missing plant of asphalt plant	8,800,000.00	
			construction of reinforcement asphill plat bilumen tank	3,911,486.00	
			installation of asphalt plant	2,500,000.00	
					24,777,253.00
		INFRASTRUCTURE	construction of 35,000 litress storage tanks	9,324,005.72	
			Routine maintenance of township roads	13,050,313.00	
			Rehabilitation and maintenance of Ekiti road	22,500,000.00	
					44,874,318.72
20	SCHOOL AGRIC & ENTERPRISE	OFFICE EQUIPMENT	financial grants & agric inpute/equipment	14,756,000.00	

Report of the Accountant-General of Ekiti State for the Year Ended 31st December, 2019.

					14,756,000.00
21	MINISTRY OF COMMERCE	INFRASTRUCTURE	direct change of floor screeding to terrazo floor	51,369,156.30	
					51,369,156.30
		LAND AND BULDING			
			perimeter fencing concrete scrsd and gassing of eyiyato	10,272,629.06	
			construction of ekiti pavillion	42,987,617.11	
			second valuation on the construction of ekiti pavillion	90,857,902.96	
					144,118,149.13
22	EKITI STATE MULTIPURPOSE CREDIT	TRANSPORTATION EQUIP	repair of vechicle painting and panel beating	1,485,000.00	
					1,485,000.00
23	ELECTRICITY BOARD	INFRASTRUCTURE	rural electrification of igede farm settlement	22,658,962.40	
			extension of electrification & installation 300kva transfomer	1,409,111.82	
			extension of electrification & installation 300kva transfomer	2,538,757.20	
			extension of electrification & installation 300kva transfomer	1,516,588.97	

Report of the Accountant-General of Ekiti State for the Year Ended 31st December, 2019.

			consultant for the dev. Of electrification infrastructure	18,600,000.00	
			revalidation of retention fee of ilupeju - ijan	1,882,343.28	
			installation of transformer in 3 communities across the state	6,159,627.50	
			construction of street light from fajuyi to police headquarter	77,159,853.60	
			revalidation of the extension & installation of 300kva	961,122.20	
			revalidation of certificate for the construction of street light	29,022,486.33	
			extension of elect. And installation of transformer	31,377,484.67	
			replacement of burnt cable at govt house	4,063,063.12	
			outstanding bal. of 5% retention fee for electric supply	1,360,234.83	
					198,709,635.92
		PLANT AND MACHINERY	installation of 2 inverter system	5,898,000.00	
			installation of transformer at ilupeju/olorunsogo	5,679,804.00	
			revalidation of contract for the exstension /installation of 300kva	1,084,369.00	
			exstention and installation of transformer at awo road	620,830.92	
			exstention and installation of tranfomer at oke ureje	960,853.60	
			Payment for servicing and repair on 800KVA generator set	2,814,762.00	

Report of the Accountant-General of Ekiti State for the Year Ended 31st December, 2019.

					17,058,619.52
24	SEPA	INFRASTRUCTURE	earth dredging of the stream channel along trade fair	47,679,835.79	
			desitation of blocked drain and culvert	33,958,635.79	
			earth dredging of the stream channel along trade fair	42,673,453.03	
			earth dredging of the stream channel at Ado	4,767,983.53	
					129,079,908.14
		OFFICE EQUIPMENT	procurement of office furniture and renovation SEPA office floor	25,891,394.57	
					25,891,394.57
25	MINISTRY OF LANDS & HOUSING	LAND AND BULDING	Seamless acquisition of landed properties along new iyin road	911,345.00	
			acquisition of land along Ado- ilawe for police quarters	746,353.60	
			property located at plot4257 behind ekiti lodge	627,000,000.00	
					628,657,698.60
26	URBAN RENEWAL AGENCY	TRANSPORTATION EQUIPMENT	procurement of 3 hilux and pick up vans	17,000,000.00	
					17,000,000.00

Report of the Accountant-General of Ekiti State for the Year Ended 31st December, 2019.

		LAND AND BULDING	construction of market complex at agric olope	26,743,442.43	
					26,743,442.43
27	HOUSING CORPORATION	OFFICE EQUIPMENT	purchase of office items and materials	3,402,500.00	
			repair of housing corporation equipment and vehicles	1,547,500.00	
					4,950,000.00
28	BUREAU OF INFORMATION	INFRASTRUCTURE	outstanding bill on board band internet access	12,880,000.00	
			Extension of Broad Band to MDAs	10,185,606.27	
			Unified Communication to Ekiti State Government	5,811,674.40	
					28,877,280.67
29	PRY. HEALTH CARE DEVELOPMENT AGENCY	OFFICE EQUIPMENT	Maintenance of The Cold Chain Store	1,500,000.00	
					1,500,000.00
30	HOSPITAL MANAGEMENT BOARD	LAND AND BUILDING	Construction of Oba Adejuyigbe General Hospital, Ado-Ekiti	19,857,515.99	-
					19,857,515.99

Report of the Accountant-General of Ekiti State for the Year Ended 31st December, 2019.

31	MINISTRY OF HEALTH	OFFICE EQUIPMENT	Payment towards the purchase of equipment for office use	3,000,000.00	
					3,000,000.00
32	OFFICE FOR DISABILITY AFFAIRS	FURNITURE AND FITTINGS	office furniture and equipment	1,819,000.00	
					1,819,000.00
33	AGENCY FOR ADULT	OFFICE EQUIPMENT	Vocational equipment materials	2,890,000.00	
					2,890,000.00
34	MINISTRY OF EDUCATION	FURNITURE AND FITTINGS	Supply of additional student lockers and chairs	31,500,000.00	
			Procurement of 1,000 units of School Furniture items to Schools	21,500,000.00	
					53,000,000.00
		LAND AND BUILDING	Payment for the Renovation of Kitchen at Govt Science College, Ayede	647,758.37	
					647,758.37
		OFFICE EQUIPMENTS	Payment for the procurement of Science Laboratory Equipments to all Public Secondary Schools	41,540,000.00	

Report of the Accountant-General of Ekiti State for the Year Ended 31st December, 2019.

					41,540,000.00
	(SEPIP)	OFFICE EQUIPMENTS	Installation of Aquaponics System in Gifted School, Afao_Ekiti	79,778,322.15	
			Supply of Laptop Computers for Learning Assesment	9,900,000.00	
			Supply of 13 units of Solar Inverter	34,944,000.00	
			Supply of 180 units of GIS Pre-Installed Android Mobile Device	10,395,000.00	
			Supply of Executive Tables and Chairs to SEPIP Office	304,500.00	
					135,321,822.15
35	GOVT. OFFICE (GAD)	OFFICE EQUIPMENT	Procurement of close circuit television system	350,000.00	
			Re-filling and replacement of fire estinguisher	1,655,500.00	
			procurement of office equipment for Ekiti state	775,000.00	
			Procurement of set of computer and stabilizer	258,000.00	
			Procurement of office equipment for home grown schl. Feeding	5,874,525.00	
			Procurement of office furniture and equipment for 4political appointee	5,922,000.00	
			Wiring and installation of 5 tone samsung standing A/C to the first lady office	500,000.00	
			Servicing, repairing, relocate and replaced some of the A/C in the old Governor office	560,000.00	
			Additional Job on furnishing of the resident of the court of appeal	7,500,000.00	
					23,395,025.00

Report of the Accountant-General of Ekiti State for the Year Ended 31st December, 2019.

	PLANT AND MACHINERY	Restoration of power to bureau of employment, labour and productivity	214,000.00	
				214,000.00
	TRANSPORTATION EQUIPMENT	Outstanding for the supply of 60Nos of ford vehicles	76,795,833.34	
		Outstanding payment for supply of ford vehicles	153,591,666.66	
		procurement and replacement of vehicle in the convoy of Governor	221,000,000.00	
		Supplies of 60nos of ford vehicle to the state govt. by coscharies motors	224,255,500.00	
		procurement of 42units of different models of toyota vehicles to interest group by the state govt	200,000,000.00	
		procurement for the 1unit of amoured lexus official vehicle of mr governor	130,000,000.00	
		procurement of three nos new brand of toyota vehicles by messers metropolitan motors ltd	18,720,750.00	
		procurement of 8 nos toyota land cruser prado	200,000,000.00	
		printing of vehicles and printing of logo and complete federal signal bars and installation	6,395,000.00	
				1,230,758,750.00
	INFRASTRUCTURE	extension of water from the central borehole of the state secretariat to the completed public toilet,also at state secretariat complex	357,000.00	
				357,000.00

Report of the Accountant-General of Ekiti State for the Year Ended 31st December, 2019.

		LAND AND BUILDING	repairs of toilet at adunni olayinka women development centre ado ekiti	600,000.00	
			Payment for the painting and sundry works at the state secretariat.	21,783,200.00	
					22,383,200.00
		FURNITURE AND FITTINGS	Procurement of conference table and podium	407,000.00	
			procurement of office furniture for state executive council members	30,000,000.00	
			procurement of six units turkish Laminated Mevada mini Conference table for Exco Members	792,000.00	
					31,199,000.00
36	BOARD FOR TECHNICAL AND VOCATIONAL	OFFICE EQUIPMENT	Upgrading of facility and equipment at Government Technical College Ado Ekiti	72,715,122.96	
					72,715,122.96
37	MIN. OF LOCAL GOVERNMENT	OFFICE EQUIPMENT	Purchase of office equipment	1,586,000.00	
					1,586,000.00
38	EDUCATION TRUST FUND	LAND AND BUILDING	Construction of Car park	1,368,408.83	

Report of the Accountant-General of Ekiti State for the Year Ended 31st December, 2019.

				1,368,408.83
	TRANSPORTATION EQUIPMENT	Purchase of four tyres and repair of Motor vehicle	255,000.00	
				255,000.00
	PLANT AND MACHINERY	Procurement of Pumping Maching	60,000.00	
				60,000.00
	INFRASTRUCTURE	Enclosure Landscaping and Erosion control	1,549,842.00	
				1,549,842.00
SDG	LAND AND BUILDING	Fund utilised by forDevelopmental Project SDG for the year	247,611,810.23	
				247,611,810.23
Library Board	OFFICE EQUIPMENT	Payment for the purchase of Newspapers and Magazines.	500,000.00	
				500,000.00
TOTAL			7,498,565,952.33	7,498,565,952.33

Report of the Accountant-General of Ekiti State for the Year Ended 31st December, 2019.

NOTE 33: SCHEDULE OF FIXED ASSETS (WORK IN PROGRESS)

S/NO	MDAs	CLASSIFICATION		DETAILS	AMOUNT	TOTAL
					N	N
	Bal b/f				1,577,074,209.00	1,577,074,209.00
1	Education Trust Fund	Land and Building		Preliminary works on New Secondary Schools	11,522,265.00	
						11,522,265.00
2	Water Corporation (PFMU)	Infrastructure		3rd National Urban Water Sector Reform Project	3,967,210,588.37	
						3,967,210,588.37
3	Min. of Works	Infrastructure		Engagement of Consultancy for Rural Access and Mobility Project	25,000,000.00	
			10,320,849.38	Consultancy on Civic Centre Ado Ekiti	10,320,849.38	
			254,750,248.46	Construction of civic centre Ado Ekiti	254,750,248.46	
			300,000,000.00	Completion of Ultral mordern civic centre	300,000,000.00	
				Conduct of structural integrity teston State secretariat	787,500.00	
				Dualization of Ado Iyin road	2,230,973,813.99	
				Production of articulture drawing proposed coll.of agric	2,031,500.00	
				Construction permits and licensing fees on Airport project Ado	125,000,000.00	
			57,621,375.00	external electrification of new oja oba market	57,621,375.00	
			200,000,000.00	completion of ultral market market	200,000,000.00	
			85,693,277.55	completion of ultral market market	85,693,277.55	
						3,292,178,564.38

Report of the Accountant-General of Ekiti State for the Year Ended 31st December, 2019.

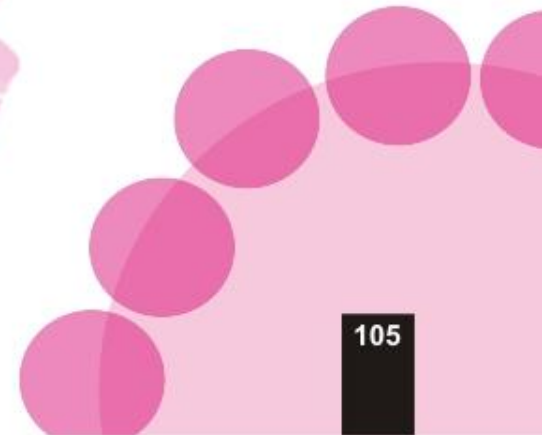
4	Ministry of Land & Housing	Infrastructure		SWAP through GIS	17,004,826.25	
						17,004,826.25
5	Ministry of Commerce	Land and Building		Consultancy service of architectural design of Ekiti knowledge zone	134,253,409.50	
						134,253,409.50
6	Surveyor General	Infrastructure		Re-establishment of survey beacon at the proposed Ekiti Airport site	2,500,000.00	
		Infrastructure		Logistic for perimental survey of the knowledge zone along Ado/Ijan road	17,991,220.00	20,491,220.00
7	Fountain Holding Ltd	Land and Building		Ekiti State Civic Centre	3,178,000,000.00	3,178,000,000.00
8	College of Health Tech. Ijero	Land and Building		Public Buiding at the College of Health Science Technology, Ijero-Ekiti	54,953,052.00	54,953,052.00
9	Public buiding	Land and Building		Public buidings	4,754,841,515.14	4,754,841,515.14
10	WIP recongnised on Roads Construction				24,604,304,054.45	24,604,304,054.45
				TOTAL	41,611,833,704.09	41,611,833,704.09

SUMMARY OF WIP

WIP B/F	NO	N
WIP ADDED DURING THE YEAR	(1-6)	1,577,074,209.00
WIP RECOGNISED DURING THE YEAR	(7-10)	7,442,660,873.50
TOTAL WIP		32,592,098,621.59
		41,611,833,704.09

NOTE 34: PAYABLES

S/NO	DETAILS	31/12/2019	31/12/2018
		N	N
1	Salaries and other staff claims	4,977,800,451.35	4,104,952,070.05
2	Pension	1,312,646,424.74	1,206,843,078.92
3	Gratuities	13,280,043,708.31	12,967,804,712.10
4	Judgement Debt	1,079,768,735.28	
5	Contractors Arrears	2,797,393,471.46	
	TOTAL	23,447,652,791.14	18,279,599,861.07



ANNEXURE I A: BUDGET SIZE AND PERFORMANCE (CASH BASIS)

	DETAILS		BUDGET	ACTUAL AMOUNT	PERFORMANCE (%)
	<u>REVENUE</u>		₦	₦	
1	RECURRENT REVENUE	94	89,390,722,580.61	93,900,893,899.44	105.05
2	CAPITAL RECEIPTS	7	40,533,749,554.10	6,874,346,523.61	16.96
	TOTAL REVENUE		129,924,472,134.71	100,775,240,423.05	77.56
	<u>EXPENDITURE</u>				
1	RECURRENT EXPENDITURE	79	78,636,419,445.34	68,459,231,541.20	87.06
2	CAPITAL EXPENDITURE	51	51,288,052,689.67	16,640,857,658.49	32.45
	TOTAL EXPENDITURE		129,924,472,135.01	85,100,089,199.69	65.50

ANNEXURE I B: PRIOR YEAR COMPARATIVE ANALYSIS (CASH BASIS)

	DETAILS		2019	2018	PERCENTAGE CHANGE (%)
	<u>REVENUE</u>		₦	₦	
1	RECURRENT REVENUE		93,900,893,899.44	66,719,055,756.21	40.74
2	CAPITAL RECEIPTS		6,874,346,523.61	9,997,051,141.08	(31.24)
	TOTAL REVENUE		100,775,240,423.05	76,716,106,897.29	31.36
	<u>EXPENDITURE</u>				
1	RECURRENT EXPENDITURE		68,459,231,541.20	66,492,183,786.27	2.96
2	CAPITAL EXPENDITURE		16,640,857,658.49	11,966,138,376.61	39.07
	TOTAL EXPENDITURE		85,100,089,199.69	78,458,322,162.88	8.47

ANNEXURE II: SCHEDULE OF BOND REPAYMENT AS AT 31ST DECEMBER , 2019

YEAR	SECOND TRANCHE		
	PRINCIPAL PAYMENT	INTEREST PAID (42% OF TOTAL PAYMENT)	TOTAL PAYMENT
	A	B	E
	(N)	(N)	(N)
2014	713,107,680.04	516,388,320.03	1,229,496,000.07
2015	713,107,678.91	516,388,319.21	1,229,495,998.12
2016	713,107,678.91	516,388,319.21	1,229,495,998.12
2017	713,107,678.91	516,388,319.21	1,229,495,998.12
2018	713,107,680.07	516,388,320.05	1,229,496,000.12
2019	713,107,680.07	516,388,320.05	1,229,496,000.12
TOTAL	3,565,538,396.84	2,581,941,597.71	7,376,975,994.67

DETAILS	SECOND TRANCHE (N)
PRINCIPAL LOAN OBTAINED (A)	5,000,000,000.00
INTEREST PAYABLE (B)	3,606,472,000.84
TOTAL LOAN PAYABLE (C=A+B)	8,606,472,000.84
TOTAL PAYMENT AS AT 31/12/2019 (D)	7,376,975,994.67
BALANCE AS AT 31/12/2017 (E=C-D)	1,229,496,006.17