

**REPORT**

**OF THE**

**AUDITOR-GENERAL FOR LOCAL**

**GOVERNMENTS**

**ON THE**

**ACCOUNTS OF ADO LOCAL GOVERNMENT,**

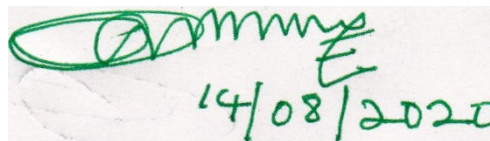
**ADO-EKITI,**

**FOR THE YEAR ENDED,**

**31ST DECEMBER, 2019.**

## **AUDIT CERTIFICATE**

I have examined the General Purpose Financial Statements of Ado Local Government as at 31<sup>st</sup> December, 2019 in accordance with Sections 123(2) of the Constitution of the Federal Republic of Nigeria 1989; 316(1) of the Constitution of the Federal Republic of Nigeria 1999, 32 (2) of the Local Government Administration Law No 2 of 1999, and section 26(2) of Ekiti State Audit Law 2014. The audit was conducted in compliance with International Standards on Auditing (ISA) and International Organisation of Supreme Audit Institutions (INTOSAI) Auditing Standards. The Financial Statements were prepared in line with IPSAS Accrual. I have obtained information and explanations that I required for my audit. In my opinion, the General Purpose Financial Statements and the supporting Accounts and Statements give a true and fair view of the Local Government as at 31<sup>st</sup> December, 2019 subject to the observations in this report.

A handwritten signature in green ink, followed by the date '14/08/2020' also in green ink.

**A.K. Fasakin, CNA, CFIP.**  
**Auditor-General for Local Governments,**  
**Ekiti State.**  
**FRC/2014/ANAN/00000010278**



**REPORT OF THE AUDITOR GENERAL FOR LOCAL GOVERNMENTS ON THE  
ACCOUNTS OF ADO LOCAL GOVERNMENT, ADO-EKITI FOR THE YEAR ENDED  
31<sup>ST</sup> DECEMBER, 2019.**

The General Purpose Financial Statements of Ado Local Government have been examined in accordance with sections 123(2) and 316 of the Constitution of the Federal Republic of Nigeria, 1989 and 1999 respectively, section 32(2) of the Local Government Administration Law No 2 of 1999. The General Purpose Financial Statements were correct subject to the comments in this report and the existence of the Assets have also been substantiated.

**2. STATEMENT OF FINANCIAL RESPONSIBILITY**

It is the responsibility of Director of Finance of Ado Local Government to prepare and present the Financial Statements to the Auditor-General in accordance with the provisions of the Constitutions of the Federal Republic of Nigeria within 90 days after the expiration of the financial year.

This section was grossly violated by the Local Government as its account was presented on 13<sup>th</sup> May, 2020, almost 1 and half months, behind schedule.

**3. STATEMENT OF RESPONSIBILITY OF AUDITOR-GENERAL**

It is my responsibility to form an independent opinion, based on General Purpose Financial Statements and accompanying Accounts prepared and submitted to me by the Director of Finance of the Local Government and to report thereupon in consonance with the Constitution of the Federal Republic of Nigeria.

**4. RESPONSIBILITY OF THE PUBLIC ACCOUNTS COMMITTEE (PAC)**

It is the responsibility of the Public Accounts Committee of the State House of Assembly to review the Auditor-General's Report with a view to ensuring enforcement of the recommendations made and impose sanctions where necessary.

## **5. BASIS OF OPINION**

The Audit was conducted in compliance with International Standards on Auditing (ISA) and Generally Accepted Public Sector and INTOSAI Auditing Standards.

These standards require that I comply with ethical requirements, plan and perform the audit to obtain reasonable assurance that the financial statements are free from material misstatements whether due to fraud or error. I also evaluated the overall adequacy of the presentation of information in the financial statements.

In the course of the Audit, I have obtained all the information and explanation that to the best of my knowledge and belief were necessary for the purpose of audit and I believe that the audit evidence I obtained is sufficient and appropriate to provide a basis for independent opinion.

## **6. OPINION**

In my opinion, the Financial Statements which included Statement of Financial Position, Statement of Financial Performance, Statement of Cash Flow, Statement of Comparison of Budget and Actual and Statement of Changes in Net Assets/Equity as at 31<sup>st</sup> December, 2019 with supporting notes, give a true and fair view of the State of Affairs And Financial Positions of the Local Governments for the fiscal year ended on that date subject to the observations and comments in the other parts of this report.

## **7. BUDGET OVERVIEW AND PERFORMANCE**

Statement of Comparison for Budget Estimates and Actual Performance for the year ended 31<sup>st</sup> December, 2019 prepared and presented though in compliance with IPSAS accrual showed the following shortfalls:

- i. The estimate made for Revenue in the 2019 budget recorded a low performance. An estimate was made for N2,950,000,000.00 while actual Revenue recorded stood at N1,058,976,482.85. This is about 35.90% performance. Equally, the IGR of N23,970,694.49 represents only 2.28% of

the total Revenue for the period, meaning the Local Government relied unduly on the Statutory allocation for survival.

- ii. The sum of N1,311,855,963.99 only was budgeted for expenditure but only N1,063,549,569.00 was actually incurred, resulting to a saving of N248,306,394.99 for the period. This is considered extra budgetary spending

#### **8. REVENUE ACCOUNT**

A total sum of N1,058,976,482.85 was earned as total Revenue as at 31<sup>st</sup> December, 2019 out of which only 2.26%- N23,970,694.49 was generated as IGR, which showed that the Local Government solely depends on the Statutory allocation.

On the basis of comparison, the IGR for the current year recorded a surplus of 11.66% over that of previous year. Details of this is contained in the statement of Budget Comparison for the year 2019.

#### **9. AUTHORITY FOR EXPENDITURE**

All expenditure shown in the statement of actual expenditure for the year have been authorized as provided for by section 22(i) of the Local Government Administration Law 1999 with the exceptions of paragraph 6, of this report

#### **10. EXPENDITURE CONTRARY TO LAW**

The following expenditure appears to be contrary to law.

S/NO	QUERY NO	SUBJECT	AMOUNT
1	AUD/ADK/AQ/01/2019	Expenditure Contrary to Regulation (i)	4,442,000.00
2	AUD/ADK/AQ/02/2019	Expenditure Contrary to Regulation (ii)	1,240,000.00

3	AUD/ADK/AQ/03/2019	Expenditure Contrary to Regulation (capital project) (iii)	3,038,098.45
4	AUD/ADK/AQ/04/2019	Unaudited Expenditure/expenditure not supported with necessary records	4,549,500.00
5	AUD/ADK/AQ/05/2019	Nugatory Expenditure	6,290,000.00
6	AUD/ADK/AQ/06/2019	Unretired Security vote	13,000,000.00
7	AUD/ADK/AQ/07/2019	Unreasonable expenditure	2,560,000.00
8	AUD/ADK/AQ/08/2019	Unaudited/Unreceipted	6,010,312.21
9	AUD/ADK/AQ/09/2019	Unaudited/Unrecipient	4,406,000.00
10	AUD/ADK/AQ/10/2019	Items not taken on ledger charge	900,200.00
11	AUD/ADK/AQ/11/2019	Unreasonable/mis-application of fund	5,000,000.00
12	AUD/ADK/AQ/12/2019	Unvouched expenditure	14,328,377.39
13	AUD/ADK/AQ/13/2019	Unproduced payment voucher	16,319,453.71
14	AUD/ADK/AQ/14/2019	Illegal withdrawal/from salary account	8,014,000.00
15	AUD/ADK/AQ/15/2019	Unproduced Revenue Earing Receipts	Various
		<b>TOTAL</b>	<b>90,097,941.76</b>

## 11. **STATEMENTS OF ASSETS AND LIABILITIES**

The statements of Assets and Liabilities were correct and existence of the Assets have been substantiated.

12. **DISALLOWANCE** Allowance has been reserved in respect of the expenditure detailed in paragraph 6 of this report pending a satisfactory explanations or the sanction of the State House of Assembly.

## 13. **STATE OF ACCOUNT**

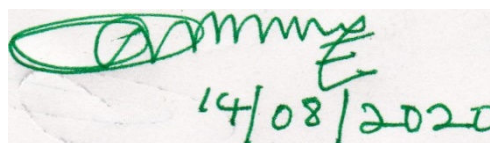
The Accounts of Ado Local Government have been examined up to 31<sup>st</sup> December, 2019 and detailed observations have been forwarded to the Director of Administration, Ado Local Government, Ado-Ekiti. Particular attention is required to the followings:

- (i) Revenue Accounts
- (ii) Audit Report and Queries

(iii) Capital Projects

14.	<b>OUTSTANDING MATTERS FROM PREVIOUS REPORTS</b>	<b>N</b>
a)	Loss of Fund (2015) involving Miss. Lola Oladepo	1,153,600.00
(b)	Loss of fund (2016)	9,228,710.00
c)	Receipt in custody of Political Office Holders and Consultant 2015	various
d)	Liquor License receipts not traceable to store 2015	various
e)	Difference in JAAC releases	69,710,518.96
(f)	<b>AUDIT QUERIES</b>	

S/NO	QUERY NO	SUBJECT	AMOUNT
1	AQ/ADKLG/01/2015	Unreasonable Expenditure	270,000.00
2	AQ/ADKLG/02/2015	Items not taken on store ledger Charge	677,000.00
3	AQ/ADKLG/07/2015	Expenditure Retired with Fake Receipts	336,000.00
4	AQ/ADKLG/02/2017	Expenditure not supported by proper records	2,644,000.00
5	AUD/ADKLG/AQ/01/2018	Unaudited and Unreceipted Payments	150,000.00
6	AUD/ADKLG/AQ/03/2018	Unaudited Payment II	950,000.00
7	AUD/ADKLG/AQ/04/2018	Expenditure not supported with proper Records	120,000.00
8	AUD/ADKLG/AQ/06/2018	Unaudited, unretired/unreceipted	910,000.00
9	AUD/ADKLG/AQ/10/2018	Unproduced Payment Vouchers	1,000,000.00
		<b>TOTAL</b>	<b>7,057,000.00</b>



**A.K. Fasakin, CNA, CFIP.**  
**Auditor-General for Local Governments,**  
**Ekiti State.**  
**FRC/2014/ANAN/00000010278**

**REPORT OF THE AUDITOR GENERAL FOR LOCAL GOVERNMENTS ON THE ACCOUNTS OF  
ADO LOCAL GOVERNMENT, ADO-EKITI FOR THE YEAR ENDED 31<sup>ST</sup> DECEMBER, 2019.**

**1. RESPONSIBILITY FOR FINANCIAL STATEMENTS**

The Financial Statements have been prepared by the Director of Finance Ado Local Government based on the available records and in compliance with the IPSAS Accrual Accounting for all Public Sectors Entities (PSE) in Nigeria.


To the best of our knowledge, the system of internal control had operated adequately throughout the reporting period, and the statements represent a true and fair view of the Financial Positions of the Local Government.

The Director of Finance accepts responsibility for the integrity of these Financial Statements, the information they contain and their compliance with International Public Sector Accounting Standards (IPSAS) Accrual Accounting for all public sector entities (PSE) in Nigeria.

In my opinion, these General Purpose Financial Statements fairly reflect the financial position of Ado Local Government as at the year ended 31<sup>st</sup> December, 2019.



**Hon. Motunde Fajuyi,  
Executive Chairman.**



**Mrs Akinola O.O.  
Director of Finance.**

## **STATEMENT OF ACCOUNTING POLICIES (IPSAS 1)**

### **(i) BASIS OF PREPARATION**

The General Purpose Financial Statements have been prepared in compliance with IPSAS Accrual Accounting basis that recognizes transactions and events occurred whether expenses are paid for or not and revenue received or outstanding, and under the guidelines of Financial Memoranda in conformity with National Chart of Account (NCOA) and the Nigeria Accounting Standard Board for Public Sector Reporting.

### **(ii) BASIS OF MEASUREMENT**

The Financial Statements have been prepared on historical cost unless stated otherwise.

### **(iii) REPORTING CURRENCY**

The Financial Statements were presented in Nigerian Naira, which is the functional currency of the Local Government Council.

### **(iv) GOING CONCERN**

The Financial Statements have been prepared on a going concern basis.

### **(v) ACCOUNTING PERIOD**

The Accounting period is from 1<sup>st</sup> January to 31<sup>st</sup> December, 2019.

### **(vi) REVEUNE**

This presented both the exchange and non-exchange revenue from Internally Generated Revenue and Statutory Allocation from the Federation Account during the year.

### **(vii) EXPENDITURE**

This represented both recurrent and capital expenditure during the year.

### **(viii) NON-CURRENT ASSETS/ DEPRECIATION**

Property Plant and Equipment were recognized less accumulated depreciation.

### **(ix) BUDGET INFORMATION**

The Annual Budget was prepared on Accrual Basis. All planned costs and incomes were presented in a single statement to determine the needs of the Local Government Council.

### **(x). INVESTMENT PROPERTIES**

Investment properties were measured initially at cost, including transaction costs. The carrying amount included the replacement cost of components of an existing investment property at the end time that cost was incurred if the recognition criteria were met and excluded the cost of day to day maintenance of an investment property.

**ADO LOCAL GOVERNMENT, ADO-EKITI, EKITI STATE, NIGERIA**  
**STATEMENT OF FINANCIAL POSITION FOR THE YEAR ENDED 31ST DECEMBER, 2019**

<b>2018</b>	<b>DETAILS</b>	<b>NOTES</b>	<b>2019</b>	
<b>N</b>	<b>Represented By:</b>		<b>N</b>	<b>N</b>
	<b>ASSETS</b>			
	<b>Current Assets</b>			
7,983,838.63	Cash and Cash Equivalents	1	3,410,753.43	-
415,200.00	Inventories	2	272,200.00	-
-	WIP	3	-	-
533,014,860.82	Receivables	4	533,960,665.05	-
-	Prepayments	5		-
<b>541,413,899.45</b>	<b>Total Current Assets</b>			<b>537,643,618.48</b>
	<b>Non-Current Assets</b>			
-	Loans Granted	6		-
-	Investments	7		-
863,747,414.21	Fixed Assets-Property, Plant & Equipment	8	849,287,737.04	-
-	Investment Property	9		-
-	Biological Assets	10		-
<b>863,747,414.21</b>	<b>Total Non-Current Assets</b>			<b>849,287,737.04</b>
<b>1,404,161,313.66</b>	<b>Total Assets</b>			<b>1,386,931,355.52</b>
	<b>LIABILITIES</b>			
	<b>Current Liabilities</b>			
-	Accumulated Depreciation	11	-	
-	Loans & Debts(Short-Term)	12	-	
-	Unremitted Deductions	13	-	
529,469,321.05	Payables	14	545,141,141.95	
<b>529,469,321.05</b>	<b>Total Current Liabilities</b>		<b>545,141,141.95</b>	
	<b>Non-Current Liabilities</b>			
-	Public Funds	15	-	
-	Borrowings	16	-	
	<b>Total Non-Current Liabilities</b>			
529,469,321.05	<b>Total Liabilities</b>			<b>545,141,141.95</b>
875,691,992.61	<b>Net Asset/Equity</b>			<b>841,790,213.57</b>
	<b>Financed By:</b>			
928,690,772.32	Reserves	17	-	913,913,342.33
-	Capital Grant	18	-	5,355,070.95
-73,265,525.21	Net Surplus/(Deficits)			-
20,262,745.50	Accumulated Surplus/(Deficits)	20		-77,478,199.71
<b>875,691,992.61</b>	<b>Total Net Assets/Equity</b>			<b>841,790,213.57</b>



**ADO LOCAL GOVERNMENT, ADO-EKITI, EKITI STATE, NIGERIA**  
**STATEMENT OF FINANCIAL PERFORMANCE FOR THE YEAR ENDED 31ST DECEMBER, 2019**

2018	DETAILS	NOTES	Actual 2019
N	<u>REVENUE</u>		N
895,888,296.95	Government Share of FAAC (Statutory Revenue)	21	1,029,650,718.36
103,584.57	Tax Revenue	22	154,614.56
21,468,299.58	Non-Tax Revenue	23	23,816,079.93
-	Aid & Grants	24	-
-	Investment Income	25	-
-	Expenditure Recovery	26	-
-	Other Capital Receipts	27	-
-	Debt Forgiveness	28	-
<b>917,460,181.10</b>	<b>Total Revenue</b>		<b>1,053,621,412.85</b>
-	<u>EXPENDITURE</u>		
786,441,735.45	Salaries & Wages	29	921,802,338.17
7,150,000.00	Social Contribution	30	17,493,520.00
27,899,243.86	Social Benefit	31	12,042,343.49
81,800,123.31	Overhead Cost	32	96,558,007.00
-	Gratuity	33	-
-	Pension Allowance	34	-
-	Stationeries	35	-
-	Impairment Charges	36	-
87,430,603.69	Depreciation Charges	37	30,204,624.19
-	Transfer to other Government Entities	38	-
-	Public Debt Charges	39	-
-	Allowance(Leave Bonus)	40	-
<b>990,721,706.31</b>	<b>Total Expenditure</b>		<b>1,078,100,832.85</b>
-			
<b>-73,261,525.21</b>	<b>Surplus/(Deficit) from Operating Activities for the Period</b>		<b>-24,479,420.00</b>
	<b>Total Non-Operating Revenue/(Expenses)</b>		
-	<b>Non-Operating Activities</b>		
-	Gain/Loss on Disposal of Asset	41	-
-	Refunded Revenue	42	-
-	Revaluation Gain	43	-
-	<b>Net Surplus/(Deficit) from Ordinary Activities</b>		
-	<b>Surplus/(Deficit) from Ordinary Activities</b>		
-	Purchases/Construction of Assets	44	-
-	Minority Interest Share of Surplus/(Deficits)	45	-
<b>-73,261,525.21</b>	<b>Net Surplus/(deficit) for the period</b>		<b>-24,479,420.00</b>

ADO LOCAL GOVERNMENT, ADO-EKITI, EKITI STATE, NIGERIA STATEMENT OF CASH FLOW FOR THE YEAR ENDED 31ST DECEMBER, 2019				
2018	DETAILS	NOTES	2019	
			N	N
	<b><u>CASH FLOWS FROM OPERATING ACTIVITIES</u></b>			
	<b><u>Inflows</u></b>			
895,888,296.95	Government Share of FAAC (Statutory Revenue)	21	1,029,650,718.36	
103,584.57	Tax Revenue	22	154,614.56	
21,468,299.59	Non-Tax Revenue	23	23,816,079.93	
-	Aid & Grants	24	-	
-	Investment Income	25	-	
-	Expenditure Recovery	26	-	
	Other Capital Receipts	27		
	Debt Forgiveness	28		
917,460,181.11	<b>Total inflow from operating Activities</b>			<b>1,053,621,412.85</b>
	<b><u>Outflows</u></b>			
786,441,735.45	Salaries & Wages	29	921,802,338.17	
7,150,000.10	Social Contributions	30	17,493,520.00	
27,899,243.86	Social Benefit	31	12,042,343.49	
81,800,123.31	Overheads Cost	32	96,558,007.00	
	Gratuity	33	-	
	Pension Allowance	34		
-	Transfer to other Government Entities	38	-	
-	Allowance	40	-	
-	Deductions	49	-	
-	Refund	50	-	
-	Inventory	51	-	
-	Loan	52	-	
903,291,102.62	<b>Total Outflow from Operating Activities</b>			<b>1,047,896,208.66</b>
14,169,078.49	<b>Net Cash Inflow/(outflow) from Operating Activities</b>			<b>5,725,204.19</b>
	<b><u>CASH FLOW FROM INVESTING ACTIVITIES</u></b>			
11,122,500.49	Proceeds from Sale of PPE	53	-	-
-	Proceeds from Sale of Investment Property	54	-	-
-	Proceeds from Sales of Intangible Assets	55	-	-
-	Proceeds from Sale of Investment	56	-	-

-	Dividends Received	57	-	-
-	<b>Total Inflow</b>		<b>0.00</b>	-
-	<b>Outflows</b>			
-	Purchase/ Construction of PPE	58	<b>15,653,360.34</b>	-
-	Purchase/ Construction OF Investment Property	59	-	-
-	Investment in Private Companies	60	-	-
-	Loan Granted	61	-	-
-	Purchase of Intangible Assets	62	-	-
-	Acquisition of Investment	63	-	-
<b>11,122,500.49</b>	<b>Total Outflow</b>			<b>-15,653,360.34</b>
<b>3,046,578.00</b>	<b>Net Cash Flow from Investing Activities</b>		-	<b>-15,653,360.34</b>
<b>3,046,578.10</b>	<b><u>CASH FLOW FROM FINANCING ACTIVITIES</u></b>			
-	Capital Grant Received	64	5,355,070.95	-
-	Proceeds from Borrowings	65	-	-
-	<b>Total Inflow</b>		5,355,070.95	-
-	<b>Outflows</b>			-
-	Repayment of Borrowings	66	-	-
-	Distribution of Surplus/Dividends Paid	67	-	-
-	<b>Total Outflow</b>		-	-
-	<b>Net Cash Flow from Financing Activities</b>		-	<b>5,355,070.95</b>
<b>3,046,578.10</b>	<b>Net Cash Flow from all Activities</b>		-	<b>-4,573,085.20</b>
4,937,260.63	Cash and Its Equivalent as at 01/01/2019		-	7,983,838.63
<b>7,983,838.63</b>	<b>Cash and Its Equivalent as at 31/12/2019</b>	<b>1</b>	-	<b>3,410,753.43</b>

<b>ADO LOCAL GOVERNMENT, ADO-EKITI, EKITI STATE, NIGERIA</b> <b>STATEMENT OF COMPARISON OF BUDGET AND ACTUAL FOR THE YEAR ENDED 31ST DECEMBER, 2019</b>					
<b>2018</b>		<b>Notes</b>	<b>Actual 2019</b>	<b>Final Budget 2019</b>	<b>Variance on Final in % Budget</b>
<b>₦</b>			<b>₦</b>	<b>₦</b>	<b>₦</b>
	<b><u>REVENUE</u></b>				
895,888,296.95	Government Share of FAAC (Statutory Revenue)	21	1,029,650,718.36	2,890,000,000.00	(64.37)
103,584.57	Tax Revenue	22	154,614.56	4,840,000.00	(96.81)
21,468,299.58	Non-Tax Revenue	23	23,816,079.93	55,160,000.00	(56.82)
-	Aid & Grants	24	-	-	
-	Investment Income	25	-	-	
-	Expenditure Recovery	26	-	-	
-	Other Capital Receipts	27	5,355,070.95	-	-100
-	Debt Forgiveness	28	-	-	
<b>917,460,181.11</b>	<b>Total Revenue</b>		<b>1,058,976,483.80</b>	<b>2,950,000,000.00</b>	<b>(318.00 )</b>
	<b><u>EXPENDITURE</u></b>				
786,441,735.45	Salaries & Wages	29	921,802,338.17	1,217,518,880.89	24.29
7,150,000.10	Social Contribution	30	17,493,520.00	-	(100.00)
27,899,243.86	Social Benefit	31	12,042,343.49	-	(100.00)
81,800,123.31	Overhead Cost	32	96,558,007.00	116,150,000.00	16.87
-	Gratuity	33	-		
-	Pension Allowance	34	-		
-	Stationeries	35	-		
-	Impairment Charges	36	-		
87,430,603.69	Purchase of Assets	37	15,653,360.34	68,187,083.10	77.04
-	Transfer to other Government Entities	38	-	-	
-	Public Debt Charges	39	-	-	
-	Allowance(Leave Bonus)	40	-	-	
<b>990,721,706.30</b>	<b>Total Expenditure</b>		<b>1,063,549,569.00</b>	<b>1,311,855,963.99</b>	<b>(118.20))</b>
<b>-73,261,525.21</b>	<b>Net Surplus/(Deficit)</b>		<b>-4,573,085.20</b>	<b>1,638,144,036.01</b>	<b>(324.27)</b>

**ADO LOCAL GOVERNMENT, ADO-EKITI, EKITI STATE, NIGERIA**  
**STATEMENT OF CHANGES IN NET ASSETS/EQUITY FOR THE YEAR ENDED 31ST DECEMBER, 2019**

S/N	NARATION	ACCUMULATED SURPLUS/DEFICIT (N)	RESERVES (N)	CAPITAL GRANT (N)	TOTAL (N)
1	Opening Balance (1/1/19)	-52,998,779.71	928,690,772.32	-	875,691,992.61
2	Surplus for the year	-24,479,420.00	-	-	-24,479,420.00
3	Grant for the year	-	-	5,355,070.95	5,355,070.95
4	Adjustment	-	-14,777,429.99	-	-14,777,429.99
	<b>Closing Balance 31/12/19</b>	<b>-77,478,199.71</b>	<b>913,913,342.33</b>	<b>5,355,070.95</b>	<b>841,790,213.57</b>

**NOTE 1****CASH AND CASH EQUIVALENTS FOR THE YEAR 2019**

<b>S/N</b>	<b>BANK</b>	<b>ACCOUNT NAME</b>	<b>ACCOUN NO</b>	<b>AMOUNT (N)</b>
1	UBA PLC	Main Account	1021427958	2,940,904.37
2	UBA PLC	Salary Account	1021427041	4,103.10
3	UNITY BANK PLC	Salary Account	0019711777	102,352.32
4	WEMA BANK PLC	IGR Account	0121260707	36,388.68
5	FIDELITY BANK PLC	IGR Account	503002270	30,745.86
6	UBA PLC	Welfare Acct. (Main)	1021867405	296,259.10
	TOTAL			<b>3,410,753.43</b>

**NOTE 2****INVENTORIES**

<b>S/N</b>	<b>MATERIALS</b>	<b>BALANCE</b>	<b>FOLIO</b>	<b>AMOUNT (N)</b>
1	Photo copier cartridge	4	196	100,000.00
2	Seal sticker	150	21	37,500.00
3	Okada sticker	200	24	10,000.00
4	Taxi sticker	100	26	5,000.00
5	Lorries sticker	100	28	5,000.00
6	Napep sticker	100	39	5,000.00
7	Poll sticker	200	42	5,000.00
8	Tipper sticker	100	42	5,000.00
9	Poll sticker	200	44	10,000.00
10	Coaster sticker	100	46	10,000.00
11	Driver's log book	9	80	11,700.00
12	Bus sticker	200	29	10,000.00
13	Small office ledger	42	118	63,000.00
	<b>Total</b>			<b>272,200.00</b>

**NOTE 4****RECEIVABLES****N**

- |                    |                      |
|--------------------|----------------------|
| 1. JAAC            | 517,806,744.98       |
| 2. Non-Tax Revenue | <u>16,153,920.07</u> |

**533,960,665.05**

=====

**NOTES 8 & 37**

**PROPERTY, PLANT & EQUIPMENT**

FISXED ASSETS – PPE	<b>20% VEHICLES &amp; MACHINERIES</b>	<b>2% LAND &amp; BUILDING</b>	<b>15% AGRIC EQUIPMENT</b>	<b>15% FURNITURE &amp; FITTINGS</b>	<b>TOTAL (N)</b>
Opening Balance 1/1/2019	56,820,860.00	889,709,715.20	1,363,196.00	3,284,246.70	951,178,017.90
Additions	-	15,375,860.34	-	277,500.00	15,653,360.34
Cost as at 31/12/19	<b>56,820,860.00</b>	<b>905,085,575.54</b>	<b>1,363,196.00</b>	<b>3,561,746.70</b>	<b>966,831,378.24</b>
Dep. As at 31/12/18	29,356,740.09	54,946,857.20	1,250,294.00	1,876,712.40	87,430,603.69
Dep. For the year	11,364,172.00	18,101,711.51	112,892.00	534,262.00	30,204,624.91
Account dep. 31/12/19	<b>40,720,912.09</b>	<b>73,048,568.71</b>	<b>1,363,186.00</b>	<b>2,410,974.40</b>	<b>117,543,641.20</b>
NBV 31/12/19	16,099,947.91	<b>832,037,006.83</b>	<b>10.00</b>	<b>1,150,772.30</b>	<b>849,287,737.04</b>



**NOTE 14****PAYABLES**

1. 6 Months' salary arrears	517,806,744.98
2. Overhead cost	19,633,941.77
3. Contractors	<u>7,700,455.20</u>
Total	<b>545,141,141.95</b>
	=====

**NOTE 18**

CAPITAL GRANT	N5,355,070.95
---------------	---------------

**NOTE 21****MONTHLY STATUTORY ALLOCATION**

<b>MONTHS</b>	<b>AMOUNT (N)</b>
JANUARY	78,614,778.96
FEBRUARY	88,706,246.30
MARCH	93,411,666.80
APRIL	88,284,313.24
MAY	85,253,523.63
JUNE	86,450,102.40
JULY	90,799,886.78
AUGUST	101,503,668.82
SEPTMBER	93,903,238.16
OCTOBER	96,223,923.98
NOVEMBER	66,377,632.03
DECEMBER	59,921,737.26
<b>TOTAL</b>	<b>1,029,650,718.36</b>

**NOTE 22****TAX REVENUE**

	JA.N.	FEB.	MAR.	APRIL	MAY	JUNE	JULY	AUG.	SEPT.	OCT.	NOV.	DEC.	TOTAL
2.5% TAX	-	7,364.56	12,500.00	-	12,500.00	12,500.00	-	15,000.00	25,000.00	30,000.00	39,750.00	-	154,614.56

**NOTE 23****NON-TAX REVENUE**

<b>S/N</b>	<b>CLASSIFICATION</b>	<b>ECONOMIC CODE</b>	<b>BUDGET</b>	<b>ACTUAL (N)</b>
1	Licenses	12020100	15,010,000.00	15,965,500.00
2	Fees	12020400	12,900,000.00	5,663,820.00
3	Fines	12020500	200,000.00	-
4	Sales	12020600	2,750,000.00	-
5	Earnings	12020700	21,750,000.00	6,750.00
6	Rent of Government	12020800	-	2,010,000.00
7	Buildings	12020900	2,400,000.00	170,000.00
8	Rent on Land and others	120201100	-	-
9	Investment income	120201000	-	-
10	Prepayments	120201200	-	9.93
	Interest			
	Total		55,160,00.00	<b>23,816,079.93</b>

## NOTE 29

### SALARIES & WAGES

MONTHS	STAFF	POH	MID WIVES	PALACE STAFF	LABOUR & SWEEPERS	PEACE CORPS	EX-POH FUR. ALL.	TOTAL
JAN.	75,651,034.35	-	120,000.00	443,744.61	-	-	-	76,214,778.96
FEB.	75,651,034.35	-	120,000.00	443,744.61	510,000.00	-	2,168,22=32.24	78,893,011.20
MAR.	75,830,094.56	-	120,000.00	433,744.20	500,000.00	-	9,349,486.48	86,276,817.24
APR.	78,640,098.64	-	120,000.00	440,173.31	500,000.00	-	332.410.86	80,032,682.81
MAY	76,198,783.93	-	120,000.00	443,744.61	550,00.00	-	-	77,312,528.54
JUNE.	76,232,932.33	-	120,000.00	440,173.31	560,000.00	-	1,100,000.00	78,860,271.95
JULY	76,018,166.06	3,404,232.24	120,000.00	443,744.61	-	1,200,000.00	-	81,186,142.91
AUG.	76,828,644.91	6,642,464.48	30,000.00	443,744.61	560,000.00		-	84,504,854.00
SEPT.	76,770,501.00	6,642,464.48	30,000.00	443,744.61	585,000.00		1,001,409.82	85,473,119.91
OCT.	77,175,305.81	-	-	-	585,000.00		-	77,760,305.81
NOV.	46,105,245.61	13,616,928.96	60,000.00	887,489.22	585,000.00		1001,409.82	62,256,073.61
DEC.	45,847,321.72	5,531,441.39	30,000.00	443,744.61	585,000.00		1,01,409.82	53,438,917.54
<b>TOTAL</b>	<b>856,949,163.27</b>	<b>35,837,531.55</b>	<b>990,000.00</b>	<b>5,351,284.31</b>	<b>5,520,000.00</b>	<b>1,200,00.00</b>	<b>15,621,948.18</b>	<b>921,802,338.17</b>

## NOTE 30

### SOCIAL CONTRIBUTION

	JAN.	FEB.	MAR.	APRIL	MAY	JUNE	JULY	AUG.	SEPT.	OCT.	NOV.	DEC.	TOTAL
Capital	1,294.582.50	1,200.000.00	3,790,000.00	-	-	-	1,229.117.54	-	-	-	3,979,819.96	-	11,493,520.00
Re-current	-	-	-	-	2,000,000	1,000,000	-	-	3,000,000	-	-	-	6,000,000.00
	1,294,582.50	1,200.000.00	3,790,000.00	-	2,000,000.00	1,000,000	1,229,117.54	-	3,000,000	-	3,979,819.96	-	<b>17,493,520.00</b>

## NOTE 31

### SUMMARY OF SOCIAL BENEFITS

	JAN.	FEB.	MAR.	APRIL	MAY	JUNE	JULY	AUG.	SEPT.	OCT.	NOV.	DEC.	TOTAL
Re-current	1,400,000.00	1,200,000.00	1,410,000.00	1,334,614.56	1,270,000.00	-	-	1,310,000.00	-	2,517,728.93	-	1,600,000.00	12,042,343.49

**NOTE 32****SUMMARY OF OVERHEAD COST**

<b>S/N</b>	<b>CLASSIFICATION</b>	<b>ECONOMIC CODE</b>	<b>BUDGET</b>	<b>ACTUAL (N)</b>
1	Travelling & Transport	220201	41,600,000.00	35,753,500.00
2	Utility Services	220202	5,450,000.00	1,430,000.00
3	Stationery & Printing	22020301	10,200,000.00	3,930,700.00
4	Maintenance of Vehicles	22020401	17,300,000.00	4,113,000.00
5	Gants and Subvention	2202401	12,000,000.00	2,990,000.00
6	Training and staff Development	22020501	16,500,000.00	6,761,225.00
7	Repair of Plant and Generator	22020802	3,000,000.00	4,693,000.00
8	Entertainment and Hospitality	22021001	20,800,000.00	1,811,000.00
9	Publicity and advertisement	2202103	6,000,000.00	581,000.00
10	Festivals	22021007	-	960,000.00
11	Miscellaneous	22201	400,000.00	2,370,082.00
12	Consultancy services	220207	2,000,000.00	4,483,000.00
13	Maintenance of Fur, & Equipment	2202042	6,000,000.00	3,728,800.00
14	Fuelling and Lubricants	220209	4,900,000.00	972,000.00
15	Security Vote	22020604	20,000,000.00	22,000,000.00
	<b>Total</b>		<b>166,150,000.00</b>	<b>96,558,007.00</b>

**REPORT**

**OF THE**

**AUDITOR-GENERAL FOR LOCAL**

**GOVERNMENTS**

**ON THE**

**ACCOUNTS OF EFON LOCAL GOVERNMENT,**

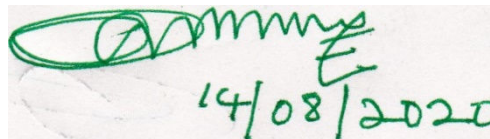
**EFON-ALAAYE-EKITI,**

**FOR THE YEAR ENDED,**

**31ST DECEMBER, 2019.**

## **AUDIT CERTIFICATE**

I have examined the General Purpose Financial Statements of Efon Local Government as at 31<sup>st</sup> December, 2019 in accordance with Sections 123(2) of the Constitution of the Federal Republic of Nigeria 1989; 316(1) of the Constitution of the Federal Republic of Nigeria 1999, 32 (2) of the Local Government Administration Law No 2 of 1999, and section 26(2) of Ekiti State Audit Law 2014. The audit was conducted in compliance with International Standards on Auditing (ISA) and International Organisation of Supreme Audit Institutions (INTOSAI) Auditing Standards. The Financial Statements were prepared in line with IPSAS Accrual. I have obtained information and explanations that I required for my audit. In my opinion, the General Purpose Financial Statements and the supporting Accounts and Statements give a true and fair view of the Local Government as at 31<sup>st</sup> December, 2019 subject to the observations in this report.

A handwritten signature in green ink, followed by the date '14/08/2020' also in green ink.

**A.K. Fasakin, CNA, CFIP.**  
**Auditor-General for Local Governments,**  
**Ekiti State.**  
**FRC/2014/ANAN/00000010278**



## **REPORT OF THE AUDITOR GENERAL FOR LOCAL GOVERNMENTS ON THE ACCOUNTS OF EFON LOCAL GOVERNMENT, EFON-ALAAYE-EKITI FOR THE YEAR ENDED 31<sup>ST</sup> DECEMBER, 2019.**

The General Purpose Financial Statements of Efon Local Government have been examined in accordance with, sections 123(2) and 316 of the Constitution of the Federal Republic of Nigeria, 1989 and 1999 respectively and Section 26(2) of Ekiti State Audit Law, 2014 and section 32(2) of the Local Government Administration Law No 2 of 1999. The General Purpose Financial Statements were correct subject to the comments in this report and the existence of the Assets have also been substantiated.

### **2. STATEMENT OF FINANCIAL RESPONSIBILITY**

It is the responsibility of Director of Finance of Efon Local Government to prepare and present the General purpose Financial Statements to the Auditor-General in accordance with the provisions of the constitutions of the Federal Republic of Nigeria within 90 days after the expiration of the financial year.

This section was grossly violated by the Local Government as their account was presented on 30<sup>th</sup> April, 2020 a month behind schedule.

### **3. STATEMENT OF RESPONSIBILITY OF AUDITOR-GENERAL**

It is my responsibility to form an independent opinion, based on General Purpose Financial Statements and accompanying Accounts prepared and submitted to me by the Director of Finance of the Local Government and to report thereupon in consonance with the Constitution of the Federal Republic of Nigeria.

### **4. RESPONSIBILITY OF THE PUBLIC ACCOUNTS COMMITTEE (PAC)**

It is the responsibility of the Public Accounts Committee of the State House of Assembly to review the Auditor-General's Report with a view to ensuring enforcement of the recommendations made and impose sanctions where necessary.

### **5. BASIS OF OPINION**

The Audit was conducted in compliance with International Standards on Auditing (ISA) and Generally Accepted Public Sector and INTOSAI Auditing Standards.

These standards require that I comply with ethical requirements, plan and perform the audit to obtain reasonable assurance that the financial statements are free from material misstatements whether due to fraud or error. I also evaluated the overall adequacy of the presentation of information in the financial statements.

In the course of the Audit, I have obtained all the information and explanation that to the best of my knowledge and belief were necessary for the purpose of audit and I believe that the audit evidence I obtained is sufficient and appropriate to provide a basis for independent opinion.

## **6. OPINION**

In my opinion, the Financial Statements which included Statement of Financial Position, Statement of Financial Performance, Statement of Cash Flow, Statement of Comparison of Budget and Actual and Statement of Changes in Net Assets/Equity as at 31<sup>st</sup> December, 2019 with supporting notes, give a true and fair view of the State of Affairs And Financial Positions of the Local Governments for the fiscal year ended on that date subject to the observations and comments in the other parts of this report.

## **7. BUDGET OVERVIEW AND PERFORMANCE**

Statement of Comparison for Budget Estimates and Actual Performance for the year ended 31<sup>st</sup> December, 2018 prepared and presented showed the following shortfalls:

- iii. The approved budget for the year was not made available to Audit despite my repeated efforts..
- iv. The estimate made for Revenue in the 2019 budget recorded a low performance. An estimate was made for **N2,321,029,500.00**, while actual Revenue recorded stood at **N1,501,407,958.40**. This is about. **64.69%** performance. Equally, the IGR of **N3,116,300.00** represents only **0.21%** of

the total Revenue for the period, meaning the Local Government relied unduly on the Statutory allocation for survival.

- v. The sum of **N2,011,540,855.69** only was budgeted for expenditure but only **N1,780,006,848.651** was actually incurred, resulting to a saving of **N231,534,007.04** for the period.

#### 8. **REVENUE ACCOUNT**

A total sum of **N1,501,407,958.40** was earned as total Revenue as at 31<sup>st</sup> December, 2019 out of which only **0.21%- N3,116,300.00** was generated as IGR, which showed that the Local Government solely depends on the Statutory allocation.

On the basis of comparison, the IGR for the current year recorded a surplus of **1.27%** over that of previous year. Details of this is contained in the statement of Budget Comparison for the year 2019.

#### 9. **AUTHORITY FOR EXPENDITURE**

All expenditure shown in the statement of actual expenditure for the year have been authorized as provided for by section 22(i) of the Local Government Administration Law 1999 with the exceptions of paragraph 6 of this report.

#### 10. **EXPENDITURE CONTRARY TO LAW**

The following expenditure appears to be contrary to law.

<b>S/N</b>	<b>QUERY NUMBER</b>	<b>SUBJECT</b>	<b>AMOUNT</b>
1	AUD/EFLG/AQ/01/19	Unproduced Revenue Earning Receipts	Assorted
2	AUD/EFLG/AQ/02/19	Expenditure Contrary to Regulations I	1,285,000.00
3	AUD/EFLG/AQ/03/19	Expenditure Contrary to Regulations II	5,171,000.00

4	AUD/EFLG/AQ/04/19	Unretired Security Vote	18,000,000.00
5	AUD/EFLG/AQ/05/19	Doubtful Expenditure	1,953,000.00
6	AUD/EFLG/AQ/06/19	Unvouched Expenditure	515,500.00
7	AUD/EFLG/AQ/07/19	Expenditure not supported with proper Records I	1,450,000.00
8	AUD/EFLG/AQ/08/19	Expenditure not supported with proper Records	1,450,000.00
9	AUD/EFLG/AQ/09/19	Nugatory Payments	3,586,000.00
10	AUD/EFLG/AQ/10/19	Unretired Expenditure	947,000.00
	<b>TOTAL</b>		<b>₦34,357,500.00</b>

#### 11. **STATEMENTS OF ASSETS AND LIABILITIES**

The statements of Assets and Liabilities were correct and existence of the Assets have been substantiated.

12. **DISALLOWANCE** Allowance has been reserved in respect of the expenditure detailed in paragraph 6 of this report pending a satisfactory explanations or the sanction of the State House of Assembly.

#### 13. **STATE OF ACCOUNT**

The Accounts of Efon Local Government have been examined up to 31<sup>st</sup> December, 2019 and detailed observations have been forwarded to the Director of Administration, Efon Local Government, Efon-Alaaye-Ekiti. Particular attention is required to the followings:

- (iv) Cash books and subsidiary ledgers
- (v) Attendance to Audit Query
- (vi) Loan Register
- (vii) Internal Generated Revenue
- (viii) Capital Accounts

(ix) Discrepancy between the Local Government receipt and the JAAC releases

(x) Loss of Public Fund involving the Management of the Council

#### 14. OUTSTANDING MATTERS FROM PREVIOUS REPORTS

The following matters remained outstanding in my previous report N

(a) Loss of fund involving Mrs. Anjorin Stella 101,400.00

**N**

b) Salary received from JAAC Palace Staff (Difference) 2015) 1,197,561.75

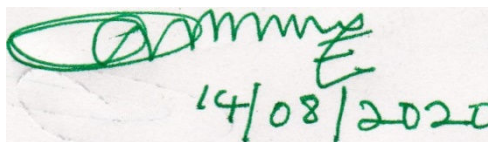
#### © 2017, AUDIT QUERIES

S/N	QUERY NO	SUBJECT	AMOUNT	AMOUNT ANSWERED	AMOUNT CLEARED	AMOUNT UNDER CORRESPONDENT	AMOUNT OUTSTANDING	PVS OUTSTANDING	REMARK
1.	AQ/EFLG/01/17	Nugatory Payment	7,770,618.90	7,770,618.90	-	-	7,770,618.00	-	Not Cleared
2.	AQ/EFLG/11/17	Doubtful Expenditure	600,000.00	-	-	-	600,000.00	All PVs	Not replied
3.	AQ/EFLG/12/17	Doubtful Expenditure	3,945,000.00	-	-	-	3,945,000.00	AA PVs	Not replied
4.	AQ/EFLG/15/17	Doubtful Expenditure	14,080,000.00	14,080,000.00	1,580,000.00	-	12,500,000.00	PV/17/1/07	Not Cleared
	<b>TOTAL</b>		<b>26,395,618.90</b>	<b>21,850,618.90</b>	<b>1,580,000.00</b>	<b>-</b>	<b>24,815,618.00</b>		

#### (d) 2018 AUDIT QUERIES

S/N	QUERY NO	QUERY SUBJECT	AMOUNT ₦	AMOUNT ANSWERED	AMOUNT CLEARED	AMOUNT UNDER CORRESPONDENT	AMOUNT OUTSTANDING	PVS OUTSTANDING	REMARK
1.	AUD/EFLG/AQ/01/18	Unproduced Revenue Earning Receipt	Assorted	Few	Few	-	Few	See Details	
2.	AUD/EFLG/AQ/02/18	Expenditure Contrary to Regulations	2,006,500.00	1,856,500.00	544,000.00	Nil	1,462,500.00	1/4/19 11/5/19	Not Cleared Not Relied
3.	AUD/EFLG/AQ/03/18	Expenditure not Supported with Proper Records of Accounts, items not taken on Store Ledger Charge	4,621,100.00	3,421,100.00	3,421,100.00	-	1,200,000.00	PV11/11/19, 13/8/19	Not Replied
4.	AUD/EFLG/AQ/04/18	Expenditure not supported with proper records of Accounts	858,750.00	748,750.00	748,750.00	Nil	110,000.00	PV 2013/19	Not Replied

5	AUD/EFLG/AQ/06/18	Expenditure not supported with proper records of Accounts.	1,648,500.00	1,500,500.00	1,500,500.00	Nil	148,000.00	PV24/3/19	Not Replied
	TOTAL		₦9,134,850.00	₦7,526,850.00	₦6,214,350.00		₦2,920,500.00		



**A.K. Fasakin, CNA, CFIP.**  
**Auditor-General for Local Governments,**  
**Ekiti State.**  
**FRC/2014/ANAN/00000010278**

**REPORT OF THE AUDITOR GENERAL FOR LOCAL GOVERNMENTS ON THE  
ACCOUNTS OF EFON LOCAL GOVERNMENT, EFON ALAAYE-EKITI FOR THE  
YEAR ENDED 31<sup>ST</sup> DECEMBER, 2019.**

**1. RESPONSIBILITY FOR FINANCIAL STATEMENTS**

The Financial Statements have been prepared by the Director of Finance of Efon Local Government based on the available records and in compliance with the IPSAS Accrual Accounting for all Public Sectors Entities (PSE) in Nigeria.

To the best of our knowledge, the system of internal control had operated adequately throughout the reporting period, and the statements represent a true and fair view of the Financial Positions of the Local Government.

The Director of Finance accepts responsibility for the integrity of these Financial Statements, the information they contain and their compliance with International Public Sector Accounting Standards (IPSAS) Accrual Accounting for all public sector entities (PSE) in Nigeria.

In my opinion, these General Purpose Financial Statements fairly reflect the financial position of Ado Local Government as at the year ended 31<sup>st</sup> December, 2019.



**Hon. Motunde Fajuyi,**

**Executive Chairman.**



**Mr Adetifa Gbenga**

**Director of Finance.**

## **STATEMENT OF ACCOUNTING POLICIES (IPSAS 1)**

### **(i). BASIS OF PREPARATION**

The General Purpose Financial Statements have been prepared in compliance with IPSAS Accrual Accounting basis that recognizes transactions and events occurred whether expenses are paid for or not and revenue received or outstanding, and under the guidelines of Financial Memoranda in conformity with National Chart of Account (NCOA) and the Nigeria Accounting Standard Board for Public Sector Reporting.

### **(ii). BASIS OF MEASUREMENT**

The Financial Statements have been prepared on historical cost unless stated otherwise.

### **(iii). REPORTING CURRENCY**

The Financial Statements were presented in Nigerian Naira, which is the functional currency of the Local Government Council.

### **(iv). GOING CONCERN**

The Financial Statements have been prepared on a going concern basis.

### **(v). ACCOUNTING PERIOD**

The Accounting period is from 1<sup>st</sup> January to 31<sup>st</sup> December, 2019.

### **(vi). REVENUE**

This presented both the exchange and non-exchange revenue from Internally Generated Revenue and Statutory Allocation from the Federation Account during the year.

### **(vii). EXPENDITURE**

This represented both recurrent and capital expenditure during the year.

### **(viii). NON-CURRENT ASSETS/ DEPRECIATION**

Property Plant and Equipment were recognized less accumulated depreciation.

### **(ix). BUDGET INFORMATION**

The Annual Budget was prepared on Accrual Basis. All planned costs and incomes were presented in a single statement to determine the needs of the Local Government Council.

### **(x). INVESTMENT PROPERTIES**

Investment properties were measured initially at cost, including transaction costs. The carrying amount included the replacement cost of components of an existing investment properly at the end time that cost was incurred if the recognition criteria were met and excluded the cost of day to day maintenance of an investment properly.



**EFON LOCAL GOVERNMENT, EFON-ALAAAYE EKITI, EKITI STATE, NIGERIA**  
**STATEMENT OF FINANCIAL POSITION FOR THE ENDED 31ST DECEMBER, 2019**

<b>2018</b>	<b>DETAILS</b>	<b>NOTES</b>	<b>2019</b>	
<b>N</b>	<b>Represented By:</b>		<b>N</b>	<b>N</b>
	<b><u>ASSETS</u></b>			
	<b>Current Assets</b>			
280,805,798.55	Cash and Cash Equivalents	1	2,206,908.30	
680,100.00	Inventories	2	536,200.00	
	WIP	3		
806,669,199.98	Receivables	4	343,075,893.58	
	Prepayments	5		
<b>108,155,098.53</b>	<b>Total Current Assets</b>			<b>345,819,001.88</b>
	<b>Non-Current Assets</b>			
	Loans Granted	6		
526,209.00	Investments	7	526,209.00	
890,865,000.00	Fixed Assets-Property, Plant & Equipment	8	902,021,292.45	
108,301,600.00	Investment Property	9	113,716,680.00	
0.00	Biological Assets	10		
<b>999,692,809.00</b>	<b>Total Non-Current Assets</b>			<b>1,016,264,181.45</b>
<b>2,087,847,907.53</b>	<b>Total Assets</b>			<b>1,362,083,183.33</b>
	<b><u>LIABILITIES</u></b>			
	<b>Current Liabilities</b>			
	Accumulated Depreciation	11		
7,876,229.72	Loans & Debts(Short-Term)	12	7,876,229.72	
13,465,160.00	Unremitted Deductions	13	264,900.00	
80,566,919,998.00	Payables	14	809,852,016.43	
<b>827,010,589.70</b>	<b>Total Current Liabilities</b>		<b>817,993,146.15</b>	
	<b>Non-Current Liabilities</b>			
	Public Funds	15		
90,274,795.08	Borrowings	16	84,719,423.07	
90,274,795.08	<b>Total Non-Current Liabilities</b>			
917,285,384.78	<b>Total Liabilities</b>			<b>902,712,569.22</b>
1,170,562,522.75	<b>Net Asset/Equity</b>			<b>459,370,614.11</b>
	<b>Financed By:</b>			
969,504,804.02	Reserves			324,697,774.45
	Capital Grant	18		-
-11,925,153.14	Net Surpluses/(Deficits)	19		-
212,982,871.87	Accumulated Surplus/(Deficits)	20		134,672,839.66
<b>1,170,562,522.75</b>	<b>Total Net Assets/Equity</b>			<b>459,370,614.11</b>

EFON LOCAL GOVERNMENT, EFON-ALAAYE EKITI, EKITI STATE, NIGERIA STATEMENT OF FINANCIAL PERFORMANCE FOR THE YEAR ENDED 31ST DECEMBER, 2019			
2018	DETAILS	NOTES	Actual 2019
N	REVENUE		N
1,354,656,309.54	Government Share of FAAC (Statutory Revenue)	21	1,498,291,658.40
100,000.00	Tax Revenue	22	520,000.00
2,977,350.00	Non-Tax Revenue	23	2,488,300.00
0.00	Aid & Grants	24	
162,000.00	Investment Income	25	108,000.00
	Expenditure Recovery	26	
	Other Capital Receipts	27	
	Debt Forgiveness	28	
<b>1,357,895,659.54</b>	<b>Total Revenue</b>		<b>1,501,407,958.40</b>
	<b>EXPENDITURE</b>		
1,135,522,425.23	Salaries & Wages	29	1,245,798,895.54
	Social Contribution	30	
	Social Benefit	31	
94,099,871.68	Overhead Cost	32	78,328,320.43
	Gratuity	33	
	Pension Allowance	34	
	Stationeries	35	
	Impairment Charges	36	
99,522,775.78	Depreciation Charges	37	100,224,588.05
24,522,110.55	Transfer to other Government Entities	38	333,002,100.95
5,555,372.01	Public Debt Charges	39	
<b>10,598,257.43</b>	Allowance(Leave Bonus)	40	11,496,651.23
1,369,820,812.68	<b>Total Expenditure</b>		<b>1,768,850,556.20</b>
<b>-11,925,153.14</b>	<b>Surplus/(Deficit) from Operating Activities for the Period</b>		<b>-267,442,597.80</b>
	<b>Total Non-Operating Revenue/(Expenses)</b>		
	<b>Non-Operating Activities</b>		
	Gain/Loss on Disposal of Asset	41	
	Refunded Revenue	42	
	Revaluation Gain	43	
	<b>Net Surplus/(Deficit) from Ordinary Activities</b>		
	<b>Surplus/(Deficit) from Ordinary Activities</b>		
	Purchases/Construction of Assets	44	
	Minority Interest Share of Surplus/(Deficits)	45	
	<b>Net Surplus/(Deficit) for the period</b>		<b>-267,442,597.80</b>

**EFON LOCAL GOVERNMENT, EFON-ALAAYE EKITI, EKITI STATE, NIGERIA**  
**STATEMENT OF CASH FLOW FOR THE YEAR ENDED 31ST DECEMBER, 2019**

2018	DETAILS	NOTES	2019	
			N	N
	<b><u>CASH FLOWS FROM OPERATING ACTIVITIES</u></b>			
	<b><u>Inflows</u></b>			
1,354,656,309.54	Government Share of FAAC (Statutory Revenue)	21	1,498,291,658.40	
1,000,000.00	Tax Revenue	22	520,000.00	
2,977,350.00	Non-Tax Revenue	23	2,488,300.00	
	Aid & Grants	24		
162,000.00	Investment Income	25	108,000.00	
	Expenditure Recovery	26		
	Other Capital Receipts	27		
	Debt Forgiveness	28		
1,357,895,659.54	<b>Total inflow from operating Activities</b>			<b>1,501,407,958.40</b>
	<b><u>Outflows</u></b>			
1,135,522,425.25	Salaries & Wages	29	1,245,798,895.54	
	Social Contributions	30		
	Social Benefit	31		
94,099,871.68	Overheads Cost	32	78,328,320.43	
	Gratuity	33		
	Pension Allowance	34		
24,522,110.55	Transfer to other Government Entities	38	333,002,100.95	
10,598,257.43	Allowance	40	11,496,651.23	
	Deductions	49		
	Refund	50		
	Inventory	51		
	Loan	52		
1,264,742,664.89	<b>Total Outflow from Operating Activities</b>			<b>1,668,625,968.15</b>
93,152,994.65	<b>Net Cash Inflow/(outflow) from Operating Activities</b>			<b>-167,218,009.75</b>
	<b><u>CASH FLOW FROM INVESTING ACTIVITIES</u></b>			
	Proceeds from Sale of PPE	53		
	Proceeds from Sale of Investment Property	54		

	Proceeds from Sales of Intangible Assets	55		
	Proceeds from Sale of Investment	56		
	Dividends Received	57	-	
	<b>Total Inflow</b>		<b>0.00</b>	
	<b>Outflows</b>		-	
75,041,432.50	Purchase/ Construction of PPE	58	<b>111,380,880.50</b>	
	Purchase/ Construction OF Investment Property	59	-	
	Investment in Private Companies	60	-	
	Loan Granted	61	-	
	Purchase of Intangible Assets	62	-	
	Acquisition of Investment	63	-	
<b>75,041,432.50</b>	<b>Total Outflow</b>		<b>111,380,880.50</b>	
<b>18,111,562.15</b>	<b>Net Cash Flow from Investing Activities</b>		-	<b>-111,380,880.50</b>
	<b><u>CASH FLOW FROM FINANCING ACTIVITIES</u></b>			
	Capital Grant Received	64		
	Proceeds from Borrowings	65		
	<b>Total Inflow</b>		0.00	
	<b>Outflows</b>			
5,555,372.01	Repayment of Borrowings	66		
	Distribution of Surplus/Dividends Paid	67		
<b>5,555,372.01</b>	<b>Total Outflow</b>		<b>0.00</b>	
<b>12,556,190.14</b>	<b>Net Cash Flow from Financing Activities</b>			-
<b>12,556,190.14</b>	<b>Net Cash Flow from all Activities</b>			<b>-278,598,890.25</b>
268,249,608.41	Cash and Its Equivalent as at 01/01/2019			280,805,798.55
<b>280,805,798.55</b>	<b>Cash and Its Equivalent as at 31/12/2019</b>	<b>1</b>		<b>2,206,908.30</b>

<b>EFON LOCAL GOVERNMENT, EFON-ALAAYE EKITI, EKITI STATE, NIGERIA</b> <b>STATEMENT OF COMPARISON OF BUDGET AND ACTUAL FOR THE YEAR ENDED 31ST DECEMBER, 2019</b>					
<b>2018</b>		<b>Notes</b>	<b>Actual 2019</b>	<b>Final Budget 2019</b>	<b>Variance on Final Budget</b>
<b>N</b>			<b>N</b>	<b>N</b>	<b>N</b>
	<b><u>REVENUE</u></b>				
1,354,655,309.54	Government Share of FAAC (Statutory Revenue)	21	1,498,291,658.40	2,295,129,500.00	-34.72
1,000,000.00	Tax Revenue	22	520,000.00	2,000,000.00	-74.00
2,977,350.00	Non-Tax Revenue	23	2,488,300.00	22,300,000.00	-88.84
	Aid & Grants	24			
162,000.00	Investment Income	25	108,000.00	1,600,000.00	-93.25
1,357,895,659.54	Expenditure Recovery	26			
	Other Capital Receipts	27			
	Debt Forgiveness	28			
	<b>Total Revenue</b>		<b>1,501,407,958.40</b>	<b>2,321,029,500.00</b>	<b>-290.81</b>
	<b><u>EXPENDITURE</u></b>				
1,135,522,425.23	Salaries & Wages	29	1,245,798,895.54	1,522,158,824.69	18.16
	Social Contribution	30			
	Social Benefit	31			
94,099,871.68	Overhead Cost	32	78,328,320.43	130,150,031.00	39.82
	Gratuity	33			
	Pension Allowance	34			
	Stationeries	35			
	Impairment Charges	36			
99,522,775.78	Purchase of Assets	37	111,380,880.50	-	-100.00
24,522,110.55	Transfer to other Government Entities	38	333,002,100.95	359,232,000.00	7.30
5,555,372.01	Public Debt Charges	39			
10,598,257.43	Allowance(Leave Bonus)	40	11,496,651.23		-100.00
<b>1,369,820,812.68</b>	<b>Total Expenditure</b>		<b>1,780,006,848.65</b>	<b>2,011,540,855.69</b>	<b>-134.72</b>
<b>-11,925,153.14</b>	<b>Net Surplus/(Deficit) for the year</b>		<b>-278,598,890.25</b>	<b>309,488,644.31</b>	<b>-156.09</b>

**EFON LOCAL GOVERNMENT, EFON-ALAAYE EKITI, EKITI STATE, NIGERIA**  
**STATEMENT OF CHANGES IN NET ASSETS/EQUITY FOR THE YEAR ENDED 31ST DECEMBER, 2019**

<b>S/ N</b>	<b>NARRATION</b>	<b>ACCUMULATED SURPLUS/DEFICIT</b>	<b>RESERVE</b>	<b>GRANT FOR THE YEAR</b>	<b>TOTAL</b>
1	Opening Balance (1/1/19)	201,057,718.73	969,504,804.02	-	1,170,562,522.75
2	Surplus for the year	-66,384,879.07	-	-	-66,384,879.07
3	Grant for the period	-	-	-	-
4	Adjustment for the period	-	-644,807,029.57	-	-644,807,029.57
	Closing Balance 31/12/19	<b>134,672,839.66</b>	<b>324,697,774.45</b>	-	<b>459,370,614.11</b>

**NOTE 1****CASH AND CASH EQUIVALENTS AS AT 31<sup>ST</sup> DECEMBER, 2019**

<b>S/N</b>	<b>NAMES OF ACCOUNT</b>	<b>NATURE OF ACCOUNT</b>	<b>ACCOUNT NUMBER</b>	<b>CLOSING BALANCE</b>
1.	Sun Beam Micro Finance Bank Efon Alaaye	Recurrent Account	1100071342	2,868.94
2.	Sun Beam Micro Finance Bank Efon Alaaye	IGR	1100136713	32,830.04
3.	Sun Beam Micro Finance Bank, Efon Alaaye	Salary Account	1100068375	2,166,553.75
4.	Sun Beam Micro Finance Bank Efon Alaaye	Capital Account	1100068052	4,655.57
			<b>TOTAL</b>	<b>₦2,206,908.30</b>

## NOTE 2

### INVENTORIES

1.	Store	206,600.00
2.	Medical Store	318,100.00
3.	Mechanical Store (scrap)	<u>11,500.00</u>
		<b>536,200.00</b>
		=====



<b>RECEIVABLE</b>		<b>NOTE 4</b>
		<b>N</b>
1.	Capital reserves with Accountant General as at December 31 <sup>st</sup> 2019	31,068,311.82
2.	Salary refunds with Accountant General as at December 31 <sup>st</sup> 2019	105,170.46
	Salary arrears	<u>311, 902,411.30</u>
	<b>TOTAL</b>	<b>343,075,893.58</b>
		=====

**NOTE 7**

Investments

N526,209.00

**NOTE 8 & 37****PLANT, PROPERTY AND EQUIPMENT**

Building	589,050,000.00
Vehicle & Equipment	<u>301,815,000.00</u>
	<b>890,865,000.00</b>
ADD: Acquisition of Assets (Unclassified)	<u>111,380,880.50</u>
Cost as at 31/12/19	<b>1,002,245,880.50</b>
Less: Depreciation charge	<u>100,224,588.05</u>
Net Book value	<b>902,021,292.45</b>
	<b>=====</b>

**NOTE 9****INVESTMENT PROPERTY**

<b>NO</b>	<b>DETAILS</b>	<b>AMOUNT (N)</b>
1	Erekesan market, Efon with about 26 lock up shops & many open stalls	52,060,800.00
2	Alajo market (Open stall)	2,040,408.00
3	Alagbamesan market (open stall)	2,040,408.00
4	Itawure Market (Open stall)	2,040,408.00
5	Fayose market @ Ado-Ekiti (1 locked up shop)	1,642,608.00
6	Ita Ido market (open stall)	2,040,408.00
7	Neighbourhood modern market (under construction)	40,808,160.00
8	Ojodi market (4 lock up shop)	5,528,400.00
9	Teak Plantation at Obake	100,000.00
		<b>108,301,600.00</b>
	Revaluation @ 5%	5,415,080.00
	<b>TOTAL</b>	<b>113,716,680.00</b>

**NOTE 12****LOANS & DEBTS (SHORT TERM)****N7,876,229.72**

NOTE 13

UNREMITTED DEDUCTION

1.	VAT	132,450.00
2.	WHT	<u>132,450.00</u>
		<b>264,900.00</b>
		=====

**NOTE 14****PAYABLES****ACCRUED EXPENSES & OTHER PAYABLES**

<b>N</b>	<b>DETAILS</b>	<b>AMOUNT (N)</b>
1	Staff Salaries (LG & Pry Schol Teacher)	311,902,411.30
2	POH Salaries & Allowances	21,082,633.88
3	Leave Bonuses (LG & Pry School Teachers)	101,234,162.33
4	Pension & Gratuity	358,552,808.92
5	Utility (BEDC)	1,880,000.00
6	Outstanding contractual obligations	14,000,000.00
7	Outstanding claims	1,200,000.00
	Total	<b>809,852,016.43</b>

**NOTE 16****LONG TERM BORROWING**

- |    |              |               |
|----|--------------|---------------|
| 1. | Bailout fund | 84,719,423.07 |
|----|--------------|---------------|

**Note:** This is the share bailout fund granted the Local Governments in Ekiti State to offset Salaries arrears. It is to be paid in 240 monthly installments out of which 52 months has been paid as at 31<sup>st</sup> December, 2019.

**NOTE 21****SHARE OF STATUTORY ALLOCATION, VAT, ETC**

S/N	CODE	DETAILS	SHARE OF EFON LG
1	11010101	Statutory Allocation	1,142,891,839.51
2	1101201	Value Added Tax	307,503,531.96
3		Additional Funds	2,391,722.81
4		Exchange Rate Gain	1,886,065.41
5	22020904	Excess Bank Charges	2,985,182.53
6		Equalization fund	10,703,272.72
7		Forex equalization	13,645,013.85

8		Augmentation Revenue	10,280,489.87
9		Salary refund A/C	5,415,885.90
10		Augmentation from Salary refunds	588,653.84
		<b>TOTAL</b>	<b>1,498,291,658.40</b>

## NOTE 22

### TAX REVENUE

<b>S/N</b>	<b>DETAILS</b>	<b>AMOUNT (N)</b>
1.	Tenement Rates	520,000.00
		<b>520,000.00</b>

**NOTE 23****NON TAX REVENUE**

<b>S/N</b>	<b>CODE</b>	<b>DETAILS</b>	<b>AMOUNT (N)</b>
1	12101-01	Flat Rate	72,200.00
2	220202	Special Rate	-
3	12021-05	Water/Elect rate	-
4	12021-06	Employment form	-
5	12021-20	Hackney permit fee	105,500.00
6	120204-19	Attestation	1,644,500.00
7	12024-18	Marriage fee	340,000.00
8	120204-53	Naming of street	40,000.00
9	120291-37	Trading permit fee	1,000.00
10	120201-09	Club Registration	20,000.00
11	12201-05	Radio/Television license fee	5,400.00



12	120204-54	Blocking of road	30,000.00
13	12020400	Market fee	27,000.00
14	12020800	Shop permit	140,200.00
15	12020900	Hiring of L.G. Vehicle	17,500.00
16	12020400	Load permit fees	13,000.00
17	12020100	Birth Certificate	7,000.00
18	12020800	L.G Hall Rentage	20,000.00
		<b>TOTAL</b>	<b>2,488,300.00</b>

## **NOTE 25**

### **INVESTMENT INCOME**

<b>S/N</b>	<b>CODE</b>	<b>DETAILS</b>	<b>AMOUNT (N)</b>
1	120207-11	Market	48,000.00
2	120204-48	Shop and shopping centres	-
3	12020400	Fuelling/selling of trees	60,000.00
		<b>TOTAL</b>	<b>108,000.00</b>

**NOTE 29****SALARIES & WAGES**

<b>S/N</b>	<b>CODE</b>	<b>DETAILS</b>	<b>AMOUNT (N)</b>
1	0112	Local Government Workers	467,448,718.20
2	22040101	Primary Education Fund	301,240,979.90
3	-	Political Office Holders	37,488,013.23
4	22040102	Traditional Council Allocation	62,704,630.69
5		Pension and Gratuity	376,916,553.52
		<b>TOTAL</b>	<b>1,245,798,895.54</b>

**NOTE 32****OVERHEAD EXPENSES**

<b>S/N</b>	<b>CODE</b>	<b>DETAILS</b>	<b>AMOUNT (N)</b>
1	220201	Travelling & Transport	11,243,878.99
2	22020301	Stationeries & Printing	3,897,000.00
3	220202	Utility	1,180,000.00
4	22021006	Telephone & Postal Services	-
5	22020402	Maintenance of Office Furniture	1,083,069.43
6	22020401	Maintenance of vehicle & Capital Asset	1,180,000.00
7	220207	Consultancy services	-

8	210202	Grants, Contribution & subvention	504,000.00
9	210202	Training & Workshop	3,744,000.00
10	220205	Entertainment & Hospitality	3,372,000.00
11	22021001	Miscellaneous Expenses	1,880,000.00
12	220210	Provision of service material	5,645,372.01
13	220203	Imprest & security vote	44,399,000.00
14	22020604	Consultancy services & special committee	200,000.00
15		Christmas Gift	-
		<b>TOTAL</b>	<b>78,328,320.43</b>

#### **NOTE 38**

#### **TRANSFER TO OTHER GOVERNMENT ENTITIES**

<b>S/N</b>	<b>DETAILS</b>	<b>AMOUNT (N)</b>
1	LGSC Parastatals & Agencies	23,373,776.64
2	SUBEB Personnel on Pry. School Teachers salary	204,300,183.08
3	Pension to PTAD	105,328,141.23
	<b>TOTAL</b>	<b>333,002,100.95</b>

#### **NOTE 40**

## LEAVE BONUSES, FURNITURE AND SEVERANCE ALLOWANCES

S/NO	DETAILS	AMOUNT (N)
1	Leave Bonus	7,805,249.23
2	Leave Bonus (Political Office Holders)	-
3	Severance Allowances (POH)	-
4	Furniture Allowance (POH)	3,691,402.00
	<b>TOTAL</b>	<b>11,496,651.23</b>

## NOTE 58

## PURCHASE/CONSTRUCTION OF PP&E

S/NO	DETAILS	AMOUNT (N)
1	ADMIN SECTOR	25,380,600.50
2	SOCIAL SERVICES	46,540,000.00
3	ECONOMIC SECTOR	14,660,000.00
4	AREA DEVELOPMENT	24,800,280.00
	<b>TOTAL</b>	<b>111,380,880.50</b>

**REPORT**

**OF THE**

**AUDITOR-GENERAL FOR LOCAL**

**GOVERNMENTS**

**ON THE**

**ACCOUNTS OF EKITI EAST LOCAL GOVERNMENT,**

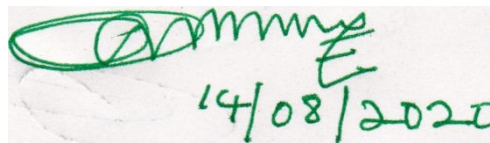
**OMUO-EKITI,**

**FOR THE YEAR ENDED,**

**31ST DECEMBER, 2019.**

## **AUDIT CERTIFICATE**

I have examined the General Purpose Financial Statements of Ekiti East Local Government as at 31<sup>st</sup> December, 2019 in accordance with Sections 123(2) of the Constitution of the Federal Republic of Nigeria 1989; 316(1) of the Constitution of the Federal Republic of Nigeria 1999, 32 (2) of the Local Government Administration Law No 2 of 1999, and section 26(2) of Ekiti State Audit Law 2014. The audit was conducted in accordance with International Standards on Auditing (ISA) and International Organisation of Supreme Audit Institutions (INTOSAI) Auditing Standards. The Financial Statements were prepared in line with IPSAS Accrual. I have obtained information and explanations that I required for my audit. In my opinion, the General Purpose Financial Statements and the supporting Accounts and Statements give a true and fair view of the Local Government as at 31<sup>st</sup> December, 2019 subject to the observations in this report.

A handwritten signature in green ink, followed by the date '14/08/2020' also in green ink.

**A.K. Fasakin, CNA, CFIP.**  
**Auditor-General for Local Governments,**  
**Ekiti State.**  
**FRC/2014/ANAN/00000010278**

**REPORT OF THE AUDITOR GENERAL FOR LOCAL GOVERNMENTS ON THE  
ACCOUNTS OF EKITI EAST LOCAL GOVERNMENT, OMUO-EKITI FOR THE YEAR  
ENDED 31<sup>ST</sup> DECEMBER, 2019.**

The General Purpose Financial Statements of Ekiti East Local Government have been examined in accordance with, sections 123(2) and 316 of the Constitution of the Federal Republic of Nigeria, 1989 and 1999 respectively, section 26(2) of Ekiti State Audit Law, 2014 and Section 32(2) of the Local Government Administration Law No 2 of 1999. The General Purpose Financial Statements were correct subject to the comments in this report and the existence of the Assets have also been substantiated.

**2. STATEMENT OF FINANCIAL RESPONSIBILITY**

It is the responsibility of Director of Finance of Ekiti East Local Government to prepare and present the General Purpose Financial Statements to the Auditor-General in accordance with the provisions of the Constitutions of the Federal Republic of Nigeria within 90 days after the expiration of the financial year.

This section was grossly violated by the Local Government as the account was presented on 30<sup>th</sup> April, 2020, a month behind schedule. This led to my late reporting on the Account.

**3. STATEMENT OF RESPONSIBILITY OF AUDITOR-GENERAL**

It is my responsibility to form an independent opinion, based on General Purpose Financial Statements and accompanying Accounts prepared and submitted to me by the Director of Finance of the Local Government and to report thereupon in consonance with the Constitution of the Federal Republic of Nigeria.

#### **4. RESPONSIBILITY OF THE PUBLIC ACCOUNTS COMMITTEE (PAC)**

It is the responsibility of the Public Accounts Committee of the State House of Assembly to review the Auditor-General's Report with a view to ensuring enforcement of the recommendations made and impose sanctions where necessary.

#### **5. BASIS OF OPINION**

The Audit was conducted in compliance with International Standards on Auditing (ISA) and Generally Accepted Public Sector and INTOSAI Auditing Standards.

These standards require that I comply with ethical requirements, plan and perform the audit to obtain reasonable assurance that the financial statements are free from material misstatements whether due to fraud or error. I also evaluated the overall adequacy of the presentation of information in the financial statements.

In the course of the Audit, I have obtained all the information and explanation that to the best of my knowledge and belief were necessary for the purpose of audit and I believe that the audit evidence I obtained is sufficient and appropriate to provide a basis for independent opinion.

#### **6. OPINION**

In my opinion, the Financial Statements which included Statement of Financial Position, Statement of Financial Performance, Statement of Cash Flow, Statement of Comparison of Budget and Actual and Statement of Changes in Net Assets/Equity as at 31<sup>st</sup> December, 2019 with supporting notes, give a true and fair view of the State of Affairs And Financial Positions of the Local Governments for the fiscal year ended on that date subject to the observations and comments in the other parts of this report.

#### **7. BUDGET OVERVIEW AND PERFORMANCE**

Statement of Comparison for Budget Estimates and Actual Performance for the year ended 31<sup>st</sup> December, 2019 prepared and presented showed the following shortfalls:

- vi. The approved budget for the year was not made available to Audit despite my repeated efforts.



- vii. The estimate made for Revenue in the 2019 budget recorded a low performance. An estimate was made for N2,003,827,010.53, while actual Revenue recorded stood at N687,579,818.86. This is about 0.34% performance. Equally, the IGR of N7,824,030.00 represents only 1.137% of the total Revenue for the period, meaning the Local Government relied unduly on the Statutory allocation for survival.
- viii. The sum of N906,082,519.10 only was budgeted for expenditure but only N721,597,416.67 was actually incurred, resulting to saving of N184,485,102.43 for the period.

#### **8. REVENUE ACCOUNT**

A total sum of N687,579,818.86 was earned as total Revenue as at 31<sup>st</sup> December, 2019 out of which only 1.14%- N7,824,030.00 was generated as IGR, which showed that the Local Government solely depends on the Statutory allocation.

On the basis of comparison, the IGR for the current year recorded a surplus of 44.59% over that of previous year. Details of this is contained in the statement of Budget Comparison for the year 2019.

#### **9. AUTHORITY FOR EXPENDITURE**

All expenditure shown in the statement of actual expenditure for the year have been authorized as provided for by section 22(i) of the Local Government Administration Law 1999 with the exceptions of paragraph 6, of this report.

#### **10. EXPENDITURE CONTRARY TO LAW:**

The following expenditure appears to be contrary to Law.

S/N	QUERY NO	SUBJECT	AMOUNT (N)
1	AUD/EELG/AQ/01/2019	Expenditure contrary to Financial Regulations I	1,342,500.00
2	AUD/EELG/AQ/02/2019	Expenditure contrary to Financial Regulations II	730,000.00
3	AUD/EELG/AQ/03/2019	Expenditure not supported with proper records/accounts	2,282,000.00
4	AUD/EELG/AQ/04/2019	Items not taken on Store ledger charge	1,179,200.00
5	AUD/EELG/AQ/05/2019	Unaudited/unretired payment vouchers	3,115,800.00
6	AUD/EELG/AQ/06/2019	Unretired/nugatory payment	1,993,000.00
7	AUD/EELG/AQ/07/2019	Unretired security vote	16,500,000.00
8	AUD/EELG/AQ/08/2019	Unproduced payment vouchers	2,026,000.00
9.	AUD/EELG/AQ/09/2019	Unvouched expenditure	3,591,000.00
		<b>TOTAL</b>	<b>32,759,500.00</b>

#### 11. **STATEMENTS OF ASSETS AND LIABILITIES**

The statements of Assets and Liabilities were correct and existence of the Assets have been substantiated.

12. **DISALLOWANCE** Allowance has been reserved in respect of the expenditure detailed in paragraph 6 of this report pending a satisfactory explanations or the sanction of the State House of Assembly.

#### 13. **STATE OF ACCOUNT**

The Accounts of Ekiti East Local Government have been examined up to 31<sup>st</sup> December, 2019 and detailed observations have been forwarded to the Director of Administration, Ekiti East Local Government, Omuo-Ekiti. Particular attention is required to the followings:

- (ii) Cash books and subsidiary ledgers

- (iii) Bank reconciliation statements
- (iv) Attendance to Audit Query
- (v) Internally Generated Revenue
- (vi) Capital Projects
- (f) Loss of Fund involving the Council Management N7,959,688.51

**14. OUTSTANDING MATTERS FROM PREVIOUS REPORTS**

	<b>N</b>
(a) Outstanding revenue from Petrol Station, 2016	190,000.00
(b) Outstanding revenue from Hotel, 2016	165,000.00
© Outstanding revenue from Sawmill, 2016	375,000.00
(d) Loss of fund involving Mr. Ajayi Adebawale (2015)	674,000.00
(e) Unproduced Revenue Earning Receipt (2015)	various
(f) Revenue Earning Receipt not traceable to store 2015	(26) booklets
(g) Revenue Earning Receipt paid for but not purchased (2015) Involving Bello Abdul	733,750.00
(h) Unproduced Treasury Receipt 345 101-348 150 involving Mr. Adediran A.A. (2015) 12 booklet	
(i) Non-salary related expenditure from salary accounts (2015)	3,543,690.00
(j) Revenue Earning Receipts not traceable to Store in 2016 involving Bello Abdul	

<b>(k) 2014 AUDIT QUERIES</b>	<b>#</b>
i. AUD/EELG/AQ/2/14 Expenditure not supported with proper records/Account	185,000.00
ii. AUD/EELG/AQ/3/14 Nugatory payments	8,120,250.00
iii. AUD/EELG/AQ/5/14 Un-audited payment vouchers	<u>490,000.00</u>
	9,795,250.00

**(l). 2015 AUDIT QUERIES**

i. AUD/EELG/AQ/2/15 Unreceipted/Unaudited payment	1,251,300.00
ii. AUD/EELG/AQ/4/15 Conversion of statutory deductions	760,000.00
iii. AUD/EELG/AQ/6/15 Seminar not supported by proper paper/	

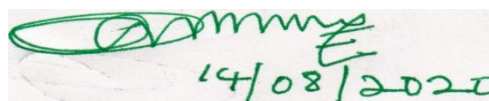
		Unaudited payments	245,000.00
iv.	AUD/EELG/AQ/7/15	Expenditure not supported by proper records/ Accounts	1,150,500.00
v.	AUD/EELG/AQ/8/15	Unaudited payment vouchers	1,451,000.00
vi.	AUD/EELG/AQ/10/15	Doubtful payments	<u>451,000.00</u>
			<b>5,372,800.00</b>
			=====

**m. 2016 AUDIT QUERIES**

i.	AUD/EELG/AQ/3/16	Unreasonable expenditure	506,000.00
ii.	AUD/EELG/AQ/5/16	Unvouched expenditure	<u>9,669,335.48</u>
			<b>10,171,335.48</b>
			=====

**(n) 2017 AUDIT QUERIES**

i.	EELG/AQ/01/2017	Unretired imprest	1,070,000.00
ii.	EELG/AQ/02/2017	Unreceipted payments I	1,230,000.00
iii.	EELG/AQ/03/2017	Unreceipted payments II	1,060,000.00
iv.	EELG/AQ/04/2017	Unreceipted payments III	1,283,000.00
v.	EELG/AQ/05/2017	unaudited payment vouchers	1,044,000.00
vi.	EELG/AQ/06/2017	Unaudited payment vouchers	540,000.00
vii.	EELG/AQ/07/2017	Doubtful expenditure	630,000.00
viii.	EELG/AQ/08/2017	Article not taken on ledger charge	495,000.00
ix.	EELG/AQ/09/2017	Expenditure not supported with proper records I	2,630,000.00
x.	EELG/AQ/10/2017	Expenditure not supported with proper records II	3,121,000.00
xi.	EELG/AQ/11/2017	Expenditure contrary to regulations I	1,541,000.00
xii.	EELG/AQ/12/2017	Expenditure contrary to regulations II	1,200,000.00
xiii.	EELG/AQ/13/2017	Expenditure not supported with proper records of account III	10,000,000.00
xiv.	EELG/AQ/14/2017	Nugatory payment I	28,202,412.95
xv.	EELG/AQ/15/2017	Nugatory payment II	3,129,000.00
xvi.	EELG/AQ/16/2017	Nugatory payment III	6,578,367.95
xvii.	EELG/AQ/17/2017	Expenditure not supported with proper records of account IV	5,625,000.00
xviii.	EELG/AQ/18/2017	Expenditure not supported with proper records of account V	3,445,000.00
xix.	EELG/AQ/19/2017	Nugatory payment IV	3,120,000.00
xx.	EELG/AQ/20/2017	Nugatory payment V	6,078,474.14
xxi.	EELG/AQ/21/2017	Expenditure contrary to regulations	8,125,000.00
xxii.	EELG/AQ/22/2017	Double payment	300,000.00
xxiii.	EELG/AQ/23/2017	Inflated purchases	300,000.00
xxiv.	EELG/AQ/24/2017	Expenditure not supported with proper records VI	2,320,500.00
xxv.	EELG/AQ/25/2017	Nugatory payments	5,094,012.60
xxvi.	EELG/AQ/26/2017	Expenditure not supported with proper records VII	760,000.00
xxvii.	EELG/AQ/27/2017	Expenditure not supported with proper records VIII	880,000.00
xxviii.	EELG/AQ/28/2017	Cash defalcation/payments not accounted for	<u>10,500,000.00</u>
			<b>110,301,767.64</b>

  
14/08/2020

**A.K. Fasakin, CNA, CFIP.**  
**Auditor-General for Local Governments,**  
**Ekiti State.**  
**FRC/2014/ANAN/00000010278**

**REPORT OF THE AUDITOR GENERAL FOR LOCAL GOVERNMENTS ON THE  
ACCOUNTS OF EKITI EAST LOCAL GOVERNMENT, OMUO-EKITI FOR THE YEAR  
ENDED 31<sup>ST</sup> DECEMBER, 2019.**

**1. RESPONSIBILITY FOR FINANCIAL STATEMENTS**

The Financial Statements have been prepared by the Director of Finance Ekiti East Local Government based on the available records and in compliance with the IPSAS Accrual Accounting for all Public Sector Entities (PSE) in Nigeria.


To the best of our knowledge, the system of internal control had operated adequately throughout the reporting period, and the statements represent a true and fair view of the Financial Positions of the Local Government.

The Director of Finance accepts responsibility for the integrity of these Financial Statements, the information they contain and their compliance with International Public Sector Accounting Standards (IPSAS) Accrual Accounting for all public sector entities (PSE) in Nigeria.

In my opinion, these General Purpose Financial Statements fairly reflect the financial position of Ekiti East Local Government as at the year ended 31<sup>st</sup> December, 2019.



**Hon. Motunde Fajuyi,  
Executive Chairman.**



**Mr Adesoba F.O.  
Director of Finance.**

## **STATEMENT OF ACCOUNTING POLICIES (IPSAS 1)**

### **(i) BASIS OF PREPARATION**

The General Purpose Financial Statements have been prepared in compliance with IPSAS Accrual Accounting basis that recognizes transactions and events occurred whether expenses are paid for or not and revenue received or outstanding, and under the guidelines of Financial Memoranda in conformity with National Chart of Account (NCOA) and the Nigeria Accounting Standard Board for Public Sector Reporting.

### **(ii) BASIS OF MEASUREMENT**

The Financial Statements have been prepared on historical cost unless stated otherwise.

### **(iii) REPORTING CURRENCY**

The Financial Statements were presented in Nigerian Naira, which is the functional currency of the Local Government Council.

### **(iv) GOING CONCERN**

The Financial Statements have been prepared on a going concern basis.

### **(v) ACCOUNTING PERIOD**

The Accounting period is from 1<sup>st</sup> January to 31<sup>st</sup> December, 2019.

### **(vi) REVENUE**

This presented both the exchange and non-exchange revenue from Internally Generated Revenue and Statutory Allocation from the Federation Account during the year.

### **(vii) EXPENDITURE**

This represented both recurrent and capital expenditure during the year.

### **(viii) NON-CURRENT ASSETS/ DEPRECIATION**

Property Plant and Equipment were recognized less accumulated depreciation.

### **(ix) BUDGET INFORMATION**

The Annual Budget was prepared on Accrual Basis. All planned costs and incomes were presented in a single statement to determine the needs of the Local Government Council.

**(x). INVESTMENT PROPERTIES**

Investment properties were measured initially at cost, including transaction costs. The carrying amount included the replacement cost of components of an existing investment property at the end time that cost was incurred if the recognition criteria were met and excluded the cost of day to day maintenance of an investment property.



**EKITI EAST LOCAL GOVERNMENT, OMUO-EKITI, EKITI STATE, NIGERIA**  
**STATEMENT OF FINANCIAL POSITION FOR THE ENDED 31ST DECEMBER, 2019**

<b>2018</b>	<b>DETAILS</b>	<b>NOTES</b>	<b>2019</b>	
<b>N</b>	<b>Represented By:</b>		<b>N</b>	<b>N</b>
	<b><u>ASSETS</u></b>			
	<b>Current Assets</b>			
37,979,200.57	Cash and Cash Equivalents	1	3,961,602.76	
12,150,000.00	Inventories	2	127,500.00	
0.00	WIP	3	0.00	
269,497,688.96	Receivables	4	300,600,951.99	
0.00	Prepayments	5		
<b>319,626,889.53</b>	<b>Total Current Assets</b>			<b>304,690,054.75</b>
	<b>Non-Current Assets</b>			
0.00	Loans Granted	6		
836,237.50	Investments	7	836,237.50	
130,719,720.90	Fixed Assets-Property, Plant & Equipment	8	500,636,894.78	
	Investment Property	9		
	Biological Assets	10		
<b>131,555,958.40</b>	<b>Total Non-Current Assets</b>			<b>501,473,132.28</b>
<b>451,182,847.93</b>	<b>Total Assets</b>			<b>806,163,187.03</b>
	<b><u>LIABILITIES</u></b>			
	<b>Current Liabilities</b>			
0.00	Accumulated Depreciation	11		
0.00	Loans & Debts(Short-Term)	12		
3,201,407.20	Unremitted Deductions	13	1,640,565.65	
269,497,688.96	Payables	14	304,267,976.99	
<b>272,699,096.16</b>	<b>Total Current Liabilities</b>		<b>305,908,542.64</b>	
	<b>Non-Current Liabilities</b>			
	Public Funds	15		
	Borrowings	16		
	<b>Total Non-Current Liabilities</b>			
	<b>Total Liabilities</b>			<b>305,908,542.64</b>
178,483,751.77	<b>Net Asset/Equity</b>			<b>500,254,644.39</b>
	<b>Financed By:</b>			
21,085,412.20	Reserves	17		381,222,209.40
	Capital Grant	18		-
24,318,001.28	Net Surpluses/(Deficits)	19		-
133,080,338.25	Accumulated Surplus/(Deficits)	20		119,032,434.99
178,483,751.77	<b>Total Net Asset/Equity</b>			<b>500,254,644.39</b>

**EKITI EAST LOCAL GOVERNMENT, OMUO-EKITI, EKITI STATE, NIGERIA**  
**STATEMENT OF FINANCIAL PERFORMANCE FOR THE YEAR ENDED 31ST DECEMBER, 2019**

<b>2018</b>	<b>DETAILS</b>	<b>NOTES</b>	<b>Actual 2019</b>
<b>₦</b>	<b><u>REVENUE</u></b>		<b>₦</b>
827,256,158.54	Government Share of FAAC (Statutory Revenue)	21	679,755,788.86
1,748,500.00	Tax Revenue	22	1,652,680.00
3,662,500.00	Non-Tax Revenue	23	6,171,350.00
0.00	Aid & Grants	24	0.00
88,025.00	Investment Income	25	0.00
	Expenditure Recovery	26	0.00
	Other Capital Receipts	27	0.00
	Debt Forgiveness	28	0.00
<b>832,755,183.54</b>	<b>Total Revenue</b>		<b>687,579,818.86</b>
	<b><u>EXPENDITURE</u></b>		
671,319,229.50	Salaries & Wages	29	553,568,011.60
0.00	Social Contribution	30	0.00
109,289,774.78	Social Benefit	31	12,255,450.00
20,618,500.00	Overhead Cost	32	86,761,649.64
0.00	Gratuity	33	0.00
0.00	Pension Allowance	34	0.00
0.00	Stationeries	35	0.00
-	Impairment Charges	36	0.00
7,209,677.98	Depreciation Charges	37	18,932,618.54
0.00	Transfer to other Government Entities	38	42,676,030.89
0.00	Public Debt Charges	39	0.00
0.00	Allowance(Leave Bonus)	40	11,751,962.77
<b>808,437,182.26</b>	<b>Total Expenditure</b>		<b>725,945,723.44</b>
<b>24,318,001.28</b>	<b>Surplus/(Deficit) from Operating Activities for the Period</b>		<b>-38,365,904.58</b>
	<b>Total Non-Operating Revenue/(Expenses)</b>		
	<b>Non-Operating Activities</b>		
	Gain/Loss on Disposal of Asset	41	
	Refunded Revenue	42	
	Revaluation Gain	43	
	<b>Net Surplus/(Deficit) from Ordinary Activities</b>		<b>-38,365,904.58</b>
	<b>Surplus/(Deficit) from Ordinary Activities</b>		
	Purchases/Construction of Assets	44	
	Minority Interest Share of Surplus/(Deficits)	45	
	<b>Net Surplus/(Deficit) for the year</b>		<b>-38,365,904.58</b>

**EKITI EAST LOCAL GOVERNMENT, OMUO-EKITI, EKITI STATE, NIGERIA**  
**STATEMENT OF CASH FLOW FOR THE YEAR ENDED 31ST DECEMBER, 2019**

2018	DETAILS	NOTES	2019	
			N	N
	<b><u>CASH FLOWS FROM OPERATING ACTIVITIES</u></b>			
	<b><u>Inflows</u></b>			
827,256,158.54	Government Share of FAAC (Statutory Revenue)	21	679,755,788.86	
3,662,500.00	Tax Revenue	22	1,652,680.00	
1,748,500.00	Non-Tax Revenue	23	6,171,350.00	
	Aid & Grants	24		
88,025.00	Investment Income	25		
0.00	Expenditure Recovery	26		
0.00	Other Capital Receipts	27		
0.00	Debt Forgiveness	28		
0.00	<b>Total inflow from operating Activities</b>			<b>687,579,818.86</b>
	<b><u>Outflows</u></b>			
671,755,183.54	Salaries & Wages	29	553,568,011.60	
	Social Contributions	30	0.00	
109,289,774.78	Social Benefit	31	12,255,450.00	
20,618,500.00	Overheads Cost	32	86,761,649.64	
	Gratuity	33	0.00	
	Pension Allowance	34	0.00	
	Transfer to other Government Entities	38	42,676,030.89	
	Allowance	40	11,751,962.77	
	Deductions	49		
	Refund	50		
	Inventory	51		
	Loan	52		
801,227,504.28	<b>Total Outflow from Operating Activities</b>			<b>707,013,104.90</b>
31,527,679.26	<b>Net Cash Inflow/(outflow) from Operating Activities</b>			<b>-19,433,286.04</b>
	<b><u>CASH FLOW FROM INVESTING ACTIVITIES</u></b>			
	Proceeds from Sale of PPE	53		
	Proceeds from Sale of Investment Property	54		
	Proceeds from Sales of Intangible Assets	55		

	Proceads from Sale of Investment	56		
	Dividends Received	57	-	
	<b>Total Inflow</b>		<b>0.00</b>	
	<b>Outflows</b>		-	
21,658,000.00	Purchase/ Construction of PPE	58	<b>14,584,311.77</b>	
	Purchase/ Construction OF Investment Property	59	-	
	Investment in Private Companies	60	-	
	Loan Granted	61	-	
	Purchase of Intangible Assets	62	-	
	Acquisition of Investment	63	-	
<b>658,000.00</b>	<b>Total Outflow</b>			<b>-14,584,311.77</b>
<b>9,869,679.26</b>	<b>Net Cash Flow from Investing Activities</b>		-	<b>-14,584,311.77</b>
	<b><u>CASH FLOW FROM FINANCING ACTIVITIES</u></b>			
	Capital Grant Received	64		
	Proceeds from Borrowings	65		
	<b>Total Inflow</b>		0.00	
	<b>Outflows</b>			
	Repayment of Borrowings	66		
	Distribution of Surplus/Dividends Paid	67		
	<b>Total Outflow</b>		<b>0.00</b>	
<b>9,869,679.26</b>	<b>Net Cash Flow from Financing Activities</b>			
<b>9,869,679.26</b>	<b>Net Cash Flow from all Activities</b>			<b>-34,017,597.81</b>
28,109,521.31	Cash and Its Equivalent as at 01/01/2019			37,979,200.57
<b>37,979,200.57</b>	<b>Cash and Its Equivalent as at 31/12/2019</b>	<b>1</b>		<b>3,961,602.76</b>

**EKITI EAST LOCAL GOVERNMENT, OMUO-EKITI, EKITI STATE, NIGERIA**  
**STATEMENT OF COMPARISON OF BUDGET AND ACTUAL FOR THE YEAR ENDED 31ST**  
**DECEMBER, 2019**

2018		Notes	Actual 2019	Final Budget 2019	Variance on Final Budget
N			N	N	N
	<b><u>REVENUE</u></b>				
827,256,158.54	Government Share of FAAC (Statutory Revenue)	21	679,755,788.86	1,992,117,010.53	-65.88
1,748,500.00	Tax Revenue	22	1,652,680.00	3,835,000.00	-56.91
3,662,500.00	Non-Tax Revenue	23	6,171,350.00	7,875,000.00	-21.63
	Aid & Grants	24			
88,025.00	Investment Income	25			
	Expenditure Recovery	26			
	Other Capital Receipts	27			
	Debt Forgiveness	28			
<b>832,755,183.54</b>	<b>Total Revenue</b>		<b>687,579,818.86</b>	<b>2,003,827,010.53</b>	<b>-144.42</b>
	<b><u>EXPENDITURE</u></b>				
671,319,229.50	Salaries & Wages	29	553,568,011.60	778,604,057.10	28.90
	Social Contribution	30			
109,289,774.78	Social Benefit	31	12,255,450.00		-100.00
20,618,500.00	Overhead Cost	32	86,761,649.64	127,478,462.00	31.94
	Gratuity	33			
	Pension Allowance	34			
	Stationeries	35			
	Impairment Charges	36			
-	Purchase of Assets	37	14,584,311.77		-100.00
	Transfer to other Government Entities	38	42,676,030.89		-100.00
	Public Debt Charges	39			
	Allowance(Leave Bonus)	40	11,751,962.77		-100.00
<b>808,437,182.26</b>	<b>Total Expenditure</b>		<b>721,597,416.67</b>	<b>906,082,519.10</b>	<b>-339.16</b>
<b>24,318,001.28</b>	<b>Net Surplus/(Deficit) for the year</b>		<b>34,017,597.81</b>	<b>1,097,744,491.43</b>	<b>-194.74</b>

**EKITI EAST LOCAL GOVERNMENT, OMUO-EKITI, EKITI STATE, NIGERIA**

**STATEMENT OF CHANGES IN NET ASSETS/EQUITY FOR THE YEAR ENDED 31ST DECEMBER, 2019**

<b>S/N</b>	<b>NARRATION</b>	<b>ACCUMULATED SURPLUS/DEFICIT</b>	<b>RESERVE</b>	<b>CAPITAL GRANT</b>	<b>TOTAL</b>
1	Opening Balance (1/1/19)	157,398,339.57	21,085,412.20	-	178,483,751.77
2	Net Surplus/(Deficit) for the year	-38,365,904.58	-	-	-38,365,904.58
3	Adjustment for the period	-	360,136,797.20	-	360,136,797.20
	Closing Balance 31/12/19	<b>119,032,434.99</b>	<b>381,222,209.40</b>		<b>500,254,644.39</b>

**NOTE 1**  
**CASH AND CASH EQUIVALENTS AS AT 31<sup>ST</sup> DECEMBER, 2019**

<b>S/N</b>	<b>BANK NAME</b>	<b>ACCOUNT NAME</b>	<b>ACCOUNT NUMBER</b>	<b>CLOSING BALANCE (N)</b>	<b>REMARKS</b>
1	Wema Bank	IGR	0122058264	36,177.62	-
2	Wema Bank	SALARY	0122058257	3,116,620.31	-
3	Wema Bank	LOAN	0122740657	4,185.92	-
4	Wema Bank	RECOVERY	0122058271	21,074.05	-
5	Wema Bank	CAPITAL	0122161076	37,286.33	-
6	Wema	5KM	0122656732	55,296.88	-
7	Wema	FUND	0122263633	499,523.41	-
8	wema	RECOVERY	0122108994	191,436.24	-
		OBA MARKET			
		RECURRENT			
				<b>3,961,602.76</b>	

**NOTE 8 & 37****PROPERTY, PLANT & EQUIPMENT AND DEPRECIATION CHARGES**

<b>S/N</b>	<b>ASSET</b>	<b>VALUE (N)</b>	<b>% OF DEP.</b>	<b>DEP. VALUE</b>	<b>NEW VALUE (N)</b>
1	Furniture and Equipment	24,619,680.00	15%	3,692,952.00	20,926,728.00
2	Land and Buildings	465,279,445.12	2%	9,305,588.90	455,973,856.22
3	Vehicle, Plan and Machinery	29,670,388.20	20%	5,934,077.64	23,736,310.56
	<b>Total</b>	<b>519,569,513.32</b>		<b>18,932,618.54</b>	<b>500,636,894.78</b>

**NOTE 21****STATUTORY ALLOCATION FOR THE YEAR ENDED 2019**

<b>S/N</b>	<b>MONTHS</b>	<b>AMOUNT (N)</b>
1	JANUARY	63,263,157.99
2	FEBRUARY	59,001,913.19
3	MARCH	53,104,451.91
4	APRIL	55,900,134.56
5	MAY	51,451,545.72
6	JUNE	52,850,838.33
7	JULY	60,072,435.46
8	AUGUST	58,940,432.63
9	SEPTEMBER	59,977,649.99
10	OCTOBER	59,043,576.35
11	NOVEMBER	52,691,422.63
12	DECEMBER	53,458,230.10
	<b>TOTAL</b>	<b>679,755,788.86</b>



**NOTE 22****NOTE ON TAX REVENUE**

<b>S/N</b>	<b>REVENUE ITEMS</b>	<b>AMOUNT (N)</b>
1	Tenement Rate	151,000.00
2	Market Rate	420,480.00
3	Flat Rate	81,200.00
4	Local Government 25%	-
	<b>Total</b>	<b>1,652,680.00</b>

**NOTE 23****NON TAX REVENUE**

<b>S/N</b>	<b>MONTH</b>	<b>AMOUNT (N)</b>
1	-	-
2	Trading Permit	265,000.00
3	Marriage fees	1,610,000.00
4	Club Registration	146,000.00
5	Liquor licenses	54,600.00
6	Birth Registration	515,000.00
7	Emblem on Avert	300,000.00
8	Attestation	1,105,000.00
9	Loading Permit	900,000.00
10	Lock up shop	1,162,750.00
11	Slaughter fees	49,000.00
12	Proceeds from Agric	34,000.00
13	Naming of Street Reg.	30,000.00

	Total	<b>6,171,350.00</b>

**NOTE 29**

**SALALRY ANALYSIS FOR THE YEAR ENDED 2019**

<b>S/N</b>	<b>MONTHS</b>	<b>STAFF SALARIES (N)</b>	<b>PALACE STAFF (N)</b>	<b>POLITICAL OFFICE HOLDERS SALARY (N)</b>	<b>TOTAL (N)</b>
1	JANUARY	44,887,740.95	1,205,714.76	-	46,093,455.71
2	FEBRUARY	44,470,205.41	1,205,714.76	7,952,630.60	53,628,550.77
3	MARCH	44,445,374.73	1,205,714.76	-	45,651,089.49
4	APRIL	44,323,389.80	1,205,714.76	-	45,529,104.56
5	MAY	44,081,088.88	1,205,714.76	-	45,286,803.64
6	JUNE	44,246,649.43	1,205,714.76	-	45,452,364.19
7	JULY	44,224,312.28	1,205,714.76	1,000,000.00	46,430,027.04
8	AUGUST	44,324,450.80	1,205,714.76	2,000,000.00	47,530,165.56
9	SEPTEMBER	44,082,270.17	1,205,714.76	2,000,000.00	47,287,984.93
10	OCTOBER	45,131,038.95	1,205,714.76	2,000,000.00	48,336,753.71
11	NOVEMBER	33,158,893.26	1,205,714.76	7,907,733.13	42,272,341.15
12	DECEMBER	33,628,468.90	1,205,714.76	5,235,187.19	40,069,370.85
	<b>TOTAL</b>	<b>511,003,88.56</b>	<b>14,468,577.12</b>	<b>28,095,550.92</b>	<b>553,568,011.60</b>

**NOTE 31**

SOCIAL BENEFIT

N12,225,450.00

OVERHEAD COST

N86,761,649.64

**NOTE 32**

**NOTE 40**

**LEAVE BONUS ANALYSIS FOR THE YEAR ENDED 2019**

<b>S/N</b>	<b>MONTHS</b>	<b>AMOUNT (N)</b>
1	JANUARY	-
2	FEBRUARY	-
3	MARCH	-
4	APRIL	-
5	MAY	-
6	JUNE	-
7	JULY	5,593,934.28
8	AUGUST	-
9	SEPTEMBER	-
10	OCTOBER	-
11	NOVEMBER	-
12	DECEMBER	6,158,028.49
	<b>TOTAL</b>	<b>11,751,962.77</b>

**REPORT**

**OF THE**

**AUDITOR-GENERAL FOR LOCAL**

**GOVERNMENTS**

**ON THE**

**ACCOUNTS OF EKITI WEST LOCAL GOVERNMENT,**

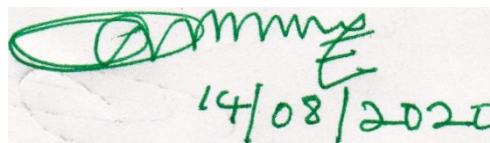
**ARAMOKO-EKITI,**

**FOR THE YEAR ENDED,**

**31ST DECEMBER, 2019.**

## **AUDIT CERTIFICATE**

I have examined the General Purpose Financial Statements of Ekiti West Local Government as at 31<sup>st</sup> December, 2019 in accordance with Sections 123(2) of the Constitution of the Federal Republic of Nigeria 1989; 316(1) of the Constitution of the Federal Republic of Nigeria 1999, 32 (2) of the Local Government Administration Law No 2 of 1999, and section 26(2) of Ekiti State Audit Law 2014. The audit was conducted in compliance with International Standards on Auditing (ISA) and International Organisation of Supreme Audit Institutions (INTOSAI) Auditing Standards. The Financial Statements were prepared in line with IPSAS Accrual. I have obtained information and explanations that I required for my audit. In my opinion, the General Purpose Financial Statements and the supporting Accounts and Statements give a true and fair view of the Local Government as at 31<sup>st</sup> December, 2019 subject to the observations in this report.



**A.K. Fasakin, CNA, CFIP.**  
**Auditor-General for Local Governments,**  
**Ekiti State.**  
**FRC/2014/ANAN/00000010278**

**REPORT OF THE AUDITOR GENERAL FOR LOCAL GOVERNMENTS ON THE  
ACCOUNTS OF EKITI WEST LOCAL GOVERNMENT, ARAMOKO-EKITI FOR THE  
YEAR ENDED 31<sup>ST</sup> DECEMBER, 2019.**

The General Purpose Financial Statements of Ekiti West Local Government have been examined in accordance with sections 123(2) and 316 of the Constitution of the Federal Republic of Nigeria, 1989 and 1999 respectively Section 26(2) of Ekiti State Audit Law 2014 and Section 32(2) of the Local Government Administration Law No 2 of 1999. The General Purpose Financial Statements were correct subject to the comments in this report and the existence of the Assets have also been substantiated.

**2. STATEMENT OF FINANCIAL RESPONSIBILITY**

It is the responsibility of Director of Finance of Ekiti West Local Government to prepare and present the General purpose Financial Statements to the Auditor-General in accordance with the provisions of the Constitutions of the Federal Republic of Nigeria within 90 days after the expiration of the financial year.

This section was complied with by the Local Government which submitted its GPFS for year 2019 on 31<sup>st</sup> March, 2020.

**3. STATEMENT OF RESPONSIBILITY OF AUDITOR-GENERAL**

It is my responsibility to form an independent opinion, based on General Purpose Financial Statements and accompanying Accounts prepared and submitted to me by the Director of Finance of the Local Government and to report thereupon in consonance with the Constitution of the Federal Republic of Nigeria.

**4. RESPONSIBILITY OF THE PUBLIC ACCOUNTS COMMITTEE (PAC)**

It is the responsibility of the Public Accounts Committee of the State House of Assembly to review the Auditor-General's Report with a view to ensuring enforcement of the recommendations made and impose sanctions where necessary.

## 5. **BASIS OF OPINION**

The Audit was conducted in compliance with International Standards on Auditing (ISA) and Generally Accepted Public Sector and INTOSAI Auditing Standards.

These standards require that I comply with ethical requirements, plan and perform the audit to obtain reasonable assurance that the financial statements are free from material misstatements whether due to fraud or error. I also evaluated the overall adequacy of the presentation of information in the financial statements.

In the course of the Audit, I have obtained all the information and explanation that to the best of my knowledge and belief were necessary for the purpose of audit and I believe that the audit evidence I obtained is sufficient and appropriate to provide a basis for independent opinion.

## 6. **OPINION**

In my opinion, the Financial Statements which included Statement of Financial Position, Statement of Financial Performance, Statement of Cash Flow, Statement of Comparison of Budget and Actual and Statement of Changes in Net Assets/Equity as at 31<sup>st</sup> December, 2019 with supporting notes, give a true and fair view of the State of Affairs And Financial Positions of the Local Governments for the fiscal year ended on that date subject to the observations and comments in the other parts of this report.

## 7. **BUDGET OVERVIEW AND PERFORMANCE**

Statement of Comparison for Budget Estimates and Actual Performance for the year ended 31<sup>st</sup> December, 2019 prepared and presented showed the following shortfalls:

- ix. The approved budget for the year was made available to Audit despite by repeated efforts.
- x. The estimate made for Revenue in the 2019 budget recorded a low performance. An estimate was made for **N1,872,105,139.93**, while actual

Revenue recorded stood at **N736,946,403.88**. This is about **39.36%** performance. Equally, the IGR of **N9,118,774.33** represents only **1.23%** of the total Revenue for the period, meaning the Local Government relied unduly on the Statutory allocation for survival.

- xi. The sum of **N1,547,687,082.94** only was budgeted for expenditure but only **N778,235,628.91** was actually incurred, resulting to saving of **N769,451,454.03** for the period.

## 8. **REVENUE ACCOUNT**

A total sum of **N736,946,403.88** was earned as total Revenue as at 31<sup>st</sup> December, 2019 out of which only **12.37%- N9,118,774.33** was generated as IGR, which showed that the Local Government solely depends on the Statutory allocation.

On the basis of comparison, the IGR for the current year recorded a surplus of 33.39% over that of previous year. Details of this is contained in the statement of Budget Comparison for the year 2019.

## 9. **AUTHORITY FOR EXPENDITURE**

All expenditure shown in the statement of actual expenditure for the year have been authorized as provided for by section 22(i) of the Local Government Administration Law 1999 with the exceptions of paragraph 6 of this report.

## 10. **EXPENDITURE CONTRARY TO LAW**

The following expenditure appears to be contrary to law.



<b>s/ N</b>	<b>QUERY NO</b>	<b>SUBJECT</b>	<b>AMOUNT</b>
1	AQ/EWLG/01/2019	Unproduced Revenue Earning Receipts	Various
2	AQ/ EWLG /02/2019	Nugatory payments I	1,568,000.00
3	AQ/ EWLG /03/2019	Nugatory payment II	1,021,000.00
4	AQ/ EWLG /04/2019	Unretired Expenditure	1,376,000.00
5	AQ/ EWLG /05/2019	Doubtful Expenditure	4,593,000.00
6	AQ/ EWLG /06/2019	Unretired Security Vote	21,900,000.00
7	AQ/ EWLG /07/2019	Item not taken on store ledger charge	1,042,350.00
8	AQ/ EWLG /08/2019	Expenditure Contrary to Memoranda	1,540,000.00
		<b>Total</b>	<b>33,040,350.00</b>

#### 11. **STATEMENTS OF ASSETS AND LIABILITIES**

The statements of Assets and Liabilities were correct and existence of the Assets have been substantiated.

12. **DISALLOWANCE** Allowance has been reserved in respect of the expenditure detailed in paragraph 6 of this report pending a satisfactory explanations or the sanction of the State House of Assembly.

#### 13. **STATE OF ACCOUNT**

The Accounts of Ekiti West Local Government have been examined up to 31<sup>st</sup> December, 2019 and detailed observations have been forwarded to the Director of Administration, Ekiti West Local Government, Aramoko-Ekiti. Particular attention is required to the followings:

- (i) Prompt attention to Audit Queries
- (ii) Inventory Register/Cards
- (iii) Internally Generated Revenue

- (iv) Discrepancy between the Local Government receipts and JAAC releases
- (v) Capital Projects

#### 14. **OUTSTANDING MATTERS FROM PREVIOUS REPORTS**

The following matters remained outstanding in my previous reports.

**N**

- a. (AQ/EWLG/02/17 Expenditure not support with proper record 8,963,250.00**

Pv5&12

- |                  |                        |               |
|------------------|------------------------|---------------|
| b. AQ/EWLG/07/17 | unproduced rev receipt | 25 receipts   |
| c. AQ/EWLG/07/17 | cash not accounted for | 9,444,0501    |
| d. AQ/EWLG/08/17 | Exp. Contrary to reg   | 15,523,785.00 |

**Pv 1,2,54,59**

- |                  |                    |              |
|------------------|--------------------|--------------|
| e. AQ/EWLG/01/17 | Nugatory & payment | 2,350,000.00 |
| f. AQ/EWLG/11/11 | nugatory & ECTR    | 7,580,000.00 |

Pv 4,6-8,11-14

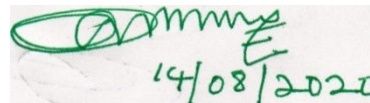
- |                  |                          |           |
|------------------|--------------------------|-----------|
| g. AQ/EWLG/13/17 | nugatory & Exp           | 1,796,367 |
| h. AQ/EWLG/16/17 | spurious /unapproved exp | 875,000   |

Pv 10&11

#### ii. **Audit queries 2018**

- |                  |                      |           |            |
|------------------|----------------------|-----------|------------|
| a. AQ/EWLG/01/18 | Exp. Contrary to Reg | 19,000.00 | 01/5/18    |
| b. AQ/EWLG/02/18 | Exp NSWPR            | 2,437,500 | PV 18/2/18 |
|                  |                      |           | 25/3/18    |

AQ/EWLG/06/18	Unproduced rev. Earning	27 receipts
---------------	-------------------------	-------------



**A.K. Fasakin, CNA, CFIP.**  
**Auditor-General for Local Governments,**  
**Ekiti State.**  
**FRC/2014/ANAN/00000010278**

**REPORT OF THE AUDITOR GENERAL FOR LOCAL GOVERNMENTS ON THE  
ACCOUNTS OF EKITI WEST LOCAL GOVERNMENT, ARAMOKO-EKITI FOR THE  
YEAR ENDED 31<sup>ST</sup> DECEMBER, 2019.**

**1. RESPONSIBILITY FOR FINANCIAL STATEMENTS**

The Financial Statements have been prepared by the Director of Finance Ekiti West Local Government based on the available records and in compliance with the IPSAS Accrual Accounting for all Public Sector Entities (PSE) in Nigeria.

To the best of our knowledge, the system of internal control had operated adequately throughout the reporting period, and the statements represent a true and fair view of the Financial Positions of the Local Government.

The Director of Finance accepts responsibility for the integrity of these Financial Statements, the information they contain and their compliance with International Public Sector Accounting Standards (IPSAS) Accrual Accounting for all public sector entities (PSE) in Nigeria.

In my opinion, these General Purpose Financial Statements fairly reflect the financial position of Ekiti West Local Government as at the year ended 31<sup>st</sup> December, 2019.



**Hon. Motunde Fajuyi,  
Executive Chairman.**



**Mrs Ogundele C.O.  
Director of Finance.**

## **STATEMENT OF ACCOUNTING POLICIES (IPSAS 1)**

### **(i) BASIS OF PREPARATION**

The General Purpose Financial Statements have been prepared in compliance with IPSAS Accrual Accounting basis that recognizes transactions and events occurred whether expenses are paid for or not and revenue received or outstanding, and under the guidelines of Financial Memoranda in conformity with National Chart of Account (NCOA) and the Nigeria Accounting Standard Board for Public Sector Reporting.

### **(ii) BASIS OF MEASUREMENT**

The Financial Statements have been prepared on historical cost unless stated otherwise.

### **(iii) REPORTING CURRENCY**

The Financial Statements were presented in Nigerian Naira, which is the functional currency of the Local Government Council.

### **(iv) GOING CONCERN**

The Financial Statements have been prepared on a going concern basis.

### **(v) ACCOUNTING PERIOD**

The Accounting period is from 1<sup>st</sup> January to 31<sup>st</sup> December, 2019.

### **(vi) REVENUE**

This presented both the exchange and non-exchange revenue from Internally Generated Revenue and Statutory Allocation from the Federation Account during the year.

### **(vii) EXPENDITURE**

This represented both recurrent and capital expenditure during the year.

### **(viii) NON-CURRENT ASSETS/ DEPRECIATION**

Property Plant and Equipment were recognized less accumulated depreciation.

### **(ix) BUDGET INFORMATION**

The Annual Budget was prepared on Accrual Basis. All planned costs and incomes were presented in a single statement to determine the needs of the Local Government Council.

**(x). INVESTMENT PROPERTIES**

Investment properties were measured initially at cost, including transaction costs. The carrying amount included the replacement cost of components of an existing investment property at the end time that cost was incurred if the recognition criteria were met and excluded the cost of day to day maintenance of an investment property.

**EKITI WEST LOCAL GOVERNMENT, ARAMOKO-EKITI, EKITI STATE**  
**STATEMENT OF FINANCIAL POSITION FOR THE ENDED 31ST DECEMBER, 2019**

<b>2018</b>	<b>DETAILS</b>	<b>NOTES</b>	<b>2019</b>	
<b>N</b>	<b>Represented By:</b>		<b>N</b>	<b>N</b>
	<b><u>ASSETS</u></b>			
	<b>Current Assets</b>			
60,237,641.51	Cash and Cash Equivalent	1	18,948,416.48	
12,760,800.00	Inventories	2	12,776,800.00	
	WIP	3		
1,622,389,131.58	Receivables	4	1,580,901,182.95	
	Prepayments	5		
<b>1,695,387,573.09</b>	<b>Total Current Assets</b>			<b>1,612,626,399.43</b>
	<b>Non-Current Assets</b>			
	Loans Granted	6		
1,650,000.00	Investments	7	1,650,000.00	
253,201,637.27	Fixed Assets-Property, Plant & Equipment	8	263,621,536.94	
86,985,626.10	Investment Property	9	75,969,510.19	
	Biological Assets	10		
<b>341,837,263.37</b>	<b>Total Non-Current Assets</b>			<b>341,241,047.13</b>
<b>2,037,224,836.46</b>	<b>Total Assets</b>			<b>1,953,867,446.56</b>
	<b><u>LIABILITIES</u></b>			
	<b>Current Liabilities</b>			
	Accumulated Depreciation	11		
	Loans & Debts(Short-Term)	12		
7,749,374.17	Unremitted Deductions	13	2,797,955.02	
1,414,668,129.28	Payables	14	1,465,825,646.59	
<b>1,422,417,503.45</b>	<b>Total Current Liabilities</b>		1,468,623,601.61	
	<b>Non-Current Liabilities</b>			
1,875,000.00	Public Funds	15		
	Borrowings	16		
1,875,000.00	<b>Total Non-Current Liabilities</b>		Nil	
1,424,292,503.45	<b>Total Liabilities</b>			<b>1,468,623,601.61</b>
612,932,333.01	<b>Net Asset/Equity</b>			<b>485,243,844.95</b>
	<b>Financed By:</b>			
582,144,588.18	Reserves	17		532,353,204.22

38,462,857.23	Capital Grant	18		4,000,000.00
-10,085,456.49	Net Surpluses/(Deficits)	19		-
2,410,344.09	Accumulated Surplus/(Deficits)	20		-51,109,359.27
<b>612,932,333.01</b>	<b>Total Net Assets/Equity</b>			<b>485,243,844.95</b>

**EKITI WEST LOCAL GOVERNMENT, ARAMOKO-EKITI, EKITI STATE**  
**STATEMENT OF FINANCIAL PERFORMANCE FOR THE YEAR ENDED 31ST DECEMBER, 2019**

2018	DETAILS	NOTES	Actual 2019
N	<u>REVENUE</u>		N
798,538,830.92	Government Share of FAAC (Statutory Revenue)	21	723,827,629.55
2,601,678.00	Tax Revenue	22	2,816,197.00
3,642,000.00	Non-Tax Revenue	23	5,667,194.00
	Aid & Grants	24	
592,563.33	Investment Income	25	635,383.33
	Expenditure Recovery	26	
	Other Capital Receipts	27	
	Debt Forgiveness	28	
<b>805,375,072.22</b>	<b>Total Revenue</b>		<b>732,946,403.88</b>
	<u>EXPENDITURE</u>		
695,757,205.03	Salaries & Wages	29	647,007,476.54
1,750,000.00	Social Contribution	30	1,860,000.00
	Social Benefit	31	
31,933,002.78	Overhead Cost	32	49,268,282.78
	Gratuity	33	
	Pension Allowance	34	
	Stationeries	35	
	Impairment Charges	36	
24,614,135.65	Depreciation Charges	37	24,025,085.07
	Transfer to other Government Entities	38	40,024,532.35
	Public Debt Charges	39	
61,406,185.25	Allowance(Leave Bonus)	40	14,195,274.01
<b>815,460,528.71</b>	<b>Total Expenditure</b>		<b>776,380,650.75</b>
<b>-10,085,456.49</b>	<b>Surplus/(Deficit) from Operating Activities for the Period</b>		<b>-43,434,246.87</b>
	<b>Total Non-Operating Revenue/(Expenses)</b>		
	<b>Non-Operating Activities</b>		
	Gain/Loss on Disposal of Asset	41	
	Refunded Revenue	42	
	Revaluation Gain	43	
	<b>Net Surplus/(Deficit) from Ordinary Activities</b>		<b>-43,434,246.87</b>
	<b>Surplus/(Deficit) from Ordinary Activities</b>		
	Purchases/Construction of Assets	44	
	Minority Interest Share of Surplus/(Deficits)	45	
<b>-10,085,456.49</b>	<b>Net surplus/(Deficit) for the year</b>		<b>-43,434,246.87</b>



**EKITI WEST LOCAL GOVERNMENT, ARAMOKO-EKITI, EKITI STATE**  
**STATEMENT OF CASH FLOW FOR THE YEAR ENDED 31ST DECEMBER, 2019**

2018	DETAILS	NOTES	2019	
			N	N
	<b><u>CASH FLOWS FROM OPERATING ACTIVITIES</u></b>			
	<b><u>Inflows</u></b>			
798,538,830.92	Government Share of FAAC (Statutory Revenue)	21	723,827,629.55	
2,601,678.00	Tax Revenue	22	2,816,197.00	
3,642,000.00	Non-Tax Revenue	23	5,667,194.00	
	Aid & Grants	24		
592,563.33	Investment Income	25	635,383.33	
	Expenditure Recovery	26		
	Other Capital Receipts	27		
	Debt Forgiveness	28		
805,375,072.22	<b>Total inflow from operating Activities</b>			<b>732,946,403.88</b>
	<b><u>Outflows</u></b>			
695,757,205.03	Salaries & Wages	29	647,007,476.54	
1,750,000.00	Social Contributions	30	1,860,000.00	
	Social Benefit	31		
31,933,002.78	Overheads Cost	32	49,268,282.78	
	Gratuity	33		
	Pension Allowance	34		
	Transfer to other Government Entities	38	40,024,532.35	
61,406,185.25	Allowance (leave Bonus)	40	14,195,274.01	
	Deductions	49		
	Refund	50		
	Inventory	51		
	Loan	52		
790,846,393.06	<b>Total Outflow from Operating Activities</b>			<b>752,355,565.68</b>
14,528,679.16	<b>Net Cash Inflow/(outflow) from Operating Activities</b>			<b>-19,409,161.80</b>
	<b><u>CASH FLOW FROM INVESTING ACTIVITIES</u></b>			
	Proceeds from Sale of PPE	53		
	Proceeds from Sale of Investment Property	54		
	Proceeds from Sales of Intangible Assets	55		
	Proceeds from Sale of Investment	56		
	Dividends Received	57	-	
	<b>Total Inflow</b>		<b>0.00</b>	
	<b><u>Outflows</u></b>		-	
30,090,377.68	Purchase/ Construction of PPE	58	<b>25,880,063.23</b>	
	Purchase/ Construction OF Investment Property	59	-	
	Investment in Private Companies	60	-	
	Loan Granted	61	-	

	Purchase of Intangible Assets	62	-	
	Acquisition of Investment	63	-	
<b>30,090,377.68</b>	<b>Total Outflow</b>			<b>-25,880,063.23</b>
<b>-15,561,698.52</b>	<b>Net Cash Flow from Investing Activities</b>		<b>-</b>	<b>-25,880,063.23</b>
	<b><u>CASH FLOW FROM FINANCING ACTIVITIES</u></b>			
38,462,857.23	Capital Grant Received	64	4,000,000.00	
	Proceeds from Borrowings	65		
38,462,857.23	<b>Total Inflow</b>		<b>0.00</b>	
	<b>Outflows</b>			
	Repayment of Borrowings	66		
	Distribution of Surplus/Dividends Paid	67		
	<b>Total Outflow</b>		<b>0.00</b>	<b>4,000,000.00</b>
<b>22,901,158.71</b>	<b>Net Cash Flow from Financing Activities</b>			<b>-</b>
<b>22,901,158.71</b>	<b>Net Cash Flow from all Activities</b>			<b>-41,289,225.03</b>
37,336,482.80	Cash and Its Equivalent as at 01/01/2019			60,237,641.51
<b>60,237,641.51</b>	<b>Cash and Its Equivalent as at 31/12/2019</b>	<b>1</b>		<b>18,948,416.48</b>

**EKITI WEST LOCAL GOVERNMENT, ARAMOKO-EKITI, EKITI STATE**  
**STATEMENT OF COMPARISON OF BUDGET AND ACTUAL FOR THE YEAR**  
**ENDED 31ST DECEMBER, 2019**

2018		Notes	Actual 20XX	Final Budget 20XX	Variance on Final Budget
N	<u>REVENUE</u>		N	N	N
798,538,830.92	Government Share of FAAC (Statutory Revenue)	21	723,827,629.55	1,834,402,139.93	-60.54
2,601,678.00	Tax Revenue	22	2,816,197.00	18,100,000.00	-84.44
3,642,000.00	Non-Tax Revenue	23	5,667,194.00	18,100,000.00	-68.69
	Aid & Grants	24	4,000,000.00	-	100
592,563.33	Investment Income	25	635,383.33	1,503,000.00	-57.75
	Expenditure Recovery	26			
	Other Capital Receipts	27			
	Debt Forgiveness	28			
<b>805,375,072.22</b>	<b>Total Revenue</b>		<b>736,946,403.88</b>	<b>1,872,105,139.93</b>	<b>-271.42</b>
	<u>EXPENDITURE</u>				
695,757,205.03	Salaries & Wages	29	647,007,476.54	1,254,022,334.77	48.48
1,750,000.00	Social Contribution	30	1,860,000.00	97,232,015.18	98.09
	Social Benefit	31			
31,933,002.78	Overhead Cost	32	49,268,282.78	123,143,000.00	59.99
	Gratuity	33			
	Pension Allowance	34			
	Stationeries	35			
	Impairment Charges	36			
24,614,135.65	Purchase of Assets	37	25,880,063.23		-100.00
	Transfer to other Government Entities	38	40,024,532.35		-100.00
	Public Debt Charges	39			
61,406,185.25	Allowance(Leave Bonus)	40	14,195,274.01	73,289,732.99	80.63
	<b>Total Expenditure</b>		<b>778,235,628.91</b>	<b>1,547,687,082.94</b>	<b>87.19</b>
<b>-10,085,456.49</b>	<b>Net Surplus /(Deficit) for the year</b>		<b>-41,289,225.03</b>	<b>324,418,056.99</b>	<b>-184.23</b>

**EKITI WEST LOCAL GOVERNMENT, ARAMOKO EKITI STATE NIGERIA**  
**STATEMENT OF CHANGES IN NET ASSET/EQUITY FOR THE YEAR ENDED 31<sup>ST</sup>,  
DECEMBER, 2019**

S/N	NARRATION	ACCUMULATED SURPLUS/DEFICIT	RESERVE	CAPITAL GRANT	TOTAL
1	Opening Balance (1/1/2019)	-7,675,112.40	582,144,588.18	-	574,469,475.78
2	Surplus/(Deficit) for the year	-43,434,246.87	-	-	-43,434,246.87
3	Grant for the period	-	-	4,000,000.00	4,000,000.00
4	Adjustment for the period	-	-49,791,383.96	-	-49,791,383.96
	Closing Balance (31/12/2019)	<b>-51,109,359.27</b>	<b>532,353,204.22</b>	4,000,000.00	<b>485,243,844.95</b>

**NOTE 1****CASH AND CASH EQUIVALENTS FOR THE YEAR 2019**

<b>S/N</b>	<b>NAME OF THE BANK</b>	<b>ACCOUNT NAME</b>	<b>ACCOUNT NUMBER</b>	<b>AMOUNT</b>
1	First Bank	Running Cost	102211257	1,955.76
2	First Bank	Salary	2014655038	3,504,419.40
3	First Bank	Salary	2004981253	705,479.27
4	First Bank	Running Cost	2026005672	819,628.36
5	Wema Bank	Main	0121524256	7,132,690.74
6	Wema Bank	5km Road	0122252419	24,050.30
7	Wema Bank	Internal Capital	0121534734	6,712,784.03
8	AMFB	IGR	1040044680	47,408.62
		<b>TOTAL</b>		<b>18,948,416.48</b>

**NOTE 2****INVENTORIES**

<b>S/N</b>	<b>ITEMS</b>	<b>OPENING BALANCE (N)</b>	<b>ADDITIONAL PURCHASES (N)</b>	<b>ISSUED CONSUMED (N)</b>	<b>BALANCE AS AT 31/12/19 (N)</b>
1	Office Equipment	30,000.00	3,536,000.00	3,521,500.00	49,100.00
2	Consumables	110,000.00	1,666,500.00	1,665,000.00	117,700.00
3	Estate Building	12,000,000.00	0.00	0.00	12,000,000.00
4	Medical Equipment	600,000.00	100,000.00	100,000.00	600,000.00
5	Mech. Workshop materials	10,000.00	20,000.00	20,000.00	10,000.00
	<b>TOTAL</b>	<b>12,770,000.00</b>	<b>5,322,500.00</b>	<b>5,306,500.00</b>	<b>12,776,800.00</b>

**NOTE 4****RECEIVABLES**

<b>S/N</b>	<b>ITEMS</b>	<b>OPENING BAL. 1/1/19 (N)</b>	<b>ADDITIONAL RECEIVABLE (N)</b>	<b>OUTSTANDING SETTLED (N)</b>	<b>BALANCE AS AT 31/12/2019 (N)</b>
1.	Staff salary	259,202,252.29	571,771,446.61	571,771,446.61	259,202,252.29
2.	Palace staff	7,084,721.66	17,840,524.00	17,840,524.00	7,084,721.66
3.	Political Office Holder	285,855,935.48	69,565,894.08	36,937,159.91	318,484,669.65
4.	MSS	240,000.00	780,000.00	780,000.00	240,000.00
5.	Leave allow. Staff	41,661,898.75	31,627,834.24	14,195,274.01	59,094,458.98
6.	10% IGR from State	316,378,700.00	26,430,000.00	0.00	342,808,700.00
7.	L.G. IGR outstanding	446,000.00	250,000.00	330,000.00	366,000.00
8.	Loan to State (ORASE)	0.00	0.00	0.00	0.00
9.	Furniture allow. (150% Basic)	429,954,066.40	18,086,232.02	0.00	448,040,298.42
10.	2009-2011 POH sal & Allowance	134,437,081.95	0.00	0.00	134,437,081.95
11.	Severance Allowance 2011-2014	11,143,000.00	0.00	0.00	11,143,000.00
	<b>Total</b>	<b>1,560,814,791.09</b>		<b>642,867,404.53</b>	<b>1,580,901,182.95</b>

**NOTE 7****INVESTMENT IN SECURITY**

1.	Wema Bank	1,000,000.00
2.	Heritage Bank	<u>650,000.00</u>
		<b>1,650,000.00</b>

=====

**NOTE 8****PROPERTY, PLANT & EQUIPMENT (PP&E)**

<b>ITEMS</b>	<b>OPENING BAL. 1/1/19 (N)</b>	<b>ADDITIONAL PURCHASES (N)</b>	<b>TOTAL (N)</b>	<b>DEPR. RATE %</b>	<b>DEPR FOR THE YEAR (N)</b>	<b>NET BOOK VALUE 31/12/2019 (N)</b>
Motor vehicle	21,144,705.33	0.00	21,144,705.33	20	4,288,941.07	16,855,764.26
Building	168,656,804.40	13,374,158.54	182,030,962.94	2	3,640,619.26	178,390,343.68
Furniture & Equipment	61,306,277.54	12,505,904.69	73,812,182.23	10	7,381,218.23	66,430,964.00
Plant & Mach.	2,093,850.00	-	2,093,850.00	10	209,385.00	1,884,465.00
<b>TOTAL</b>	<b>253,201,637.27</b>	<b>25,880,063.23</b>	<b>279,081,700.50</b>		<b>15,520,163.56</b>	<b>263,621,536.94</b>

**NOTE 9****INVESTMENT PROPERTY**

<b>S/N</b>	<b>ITEMS</b>	<b>OPENING BAL. 1/1/19 (N)</b>	<b>DEPR. RATE %</b>	<b>DEPR (N)</b>	<b>NET BOOK VALUE (N) 31/12/19</b>
1	Lock-up shops	32		3,253,545.07	29,281,905.56
2	Opening Market stalls	24		2,455,413.67	22,098,723.02
3	Poultry pens	7		733,455.00	6,601,095.00
4	Filling station	2		912,849.77	8,215,647.93
5	Women devel. Centre	8		271,060.67	2,439,546.01
6	Fayose Market staff			878,597.33	7,332,592.67
	<b>Total</b>	<b>84,474,431.70</b>		<b>8,504,921.51</b>	<b>75,969,510.19</b>

**NOTE 13****UNREMITTED DEDUCTION**

<b>S/N</b>	<b>ITEM</b>	<b>OPENING BAL. 1/1/19 (N)</b>	<b>ADD DEDCTION (N0</b>	<b>AMT PAID (N)</b>	<b>BALANCE AS AT 31/12/2019 (N)</b>
1	5% VAT	3,080,615.58	986,350.33	3,216,449.71	850,516.20
2	5% WHT	2,954,908.89	4,761.96	1,723,193.97	1,236,476.88
3	2% ETF	735,736.24	540,250.00	1,220,492.24	55,494.00
4	CREDIT	223,962.35	120,540.00	314,367.35	30,135.00
5	DIRECT PAYEE	625,332.94	2,680,972.16	2,680,972.16	625,332.94
	<b>TOTAL</b>	<b>7,620,556.00</b>	<b>4,332,874.45</b>	<b>9,155,475.43</b>	<b>2,797,955.02</b>



**NOTE 14****PAYABLES****UNREMITTED DEDUCTION**

<b>ITEMS</b>	<b>OPENING BAL. 1/1/19 (N)</b>	<b>ADDITI- ONAL COMMITME NT (N)</b>	<b>TOTAL (N)</b>	<b>AMOUNT PAID (N)</b>	<b>OUTSTAN DING 31/12/2019 (N)</b>
Salary	577,429,176.08	640,007,476.54	1,224,436,652.62	640,007,476.54	577,429,176.08
Leave Allowance	41,661,898.75	31,627,834.24	73,289,732.99	14,195,274.01	59,094,458.98
Other allowance	138,332,230.79	36,646,057.08	174,978,287.87	1,013,000.00	173,965,287.87
Contractual obligation	511,827,165.96	0.00	511,827,165.96	2,075,000.00	509,752,165.96
General claims	141,417,557.70	2,462,000.00	143,879,551.70	1,980,000.00	141,899,557.70
Audit fee to State Govt.	400,000.00	500,000.00	900,000.00	550,000.00	350,000.00
Professional fee	1,450,000.00	1,100,000.00	2,550,000.00	1,365,000.00	1,185,000.00
Utility bills	2,150,000.00	-	2,150,000.00	-	2,150,000.00
<b>TOTAL</b>	<b>1,414,668,129.28</b>	<b>719,343,367.86</b>	<b>2,134,011,397.14</b>	<b>668,185,750.55</b>	<b>1,465,825,646.59</b>

**NOTE 21****STATUTORY ALLOCATION**

<b>MONTHS</b>	<b>AMOUNT (N)</b>
JANUARY	55,877,581.85
FEBRUARY	65,498,367.27
MARCH	59,118,076.96
APRIL	61,213,952.79
MAY	56,710,178.25
JUNE	57,580,396.66
JULY	63,551,118.51
AUGUST	61,227,930.82
SEPTEMBER	64,887,638.49
OCTOBER	72,635,677.31
NOVEMBER	55,960,970.61
DECEMBER	49,565,740.03
<b>TOTAL</b>	<b>723,827,629.55</b>

	NOTE 22
<b>TAX REVENUE</b>	<b>N</b>
1. Commercial Tax	2,108,397.00
2. Tenement Rate	<u>707,800.00</u>
	<b>2,816,197.00</b>
	=====

	NOTE 23
<b>NON TAX REVENUE</b>	<b>N</b>
LOCAL LICENSES, FINE & RATE	4,826,194.00
MISCELLANEOUS INCOME	<u>841,000.00</u>
	<b>5,667,194.00</b>
	=====

**NOTE 25****INVESTMENT INCOME**

<b>S/N</b>	<b>DETAILS</b>	<b>AMOUNT (N)</b>
1	Proceed from the lease of petrol station attributable to	208,333.33
2	2017	0.00
3	Proceed from the lease of poultry pens for 2017	0.00
4	Dividend from share	427,050.00
	Rent from Local Government investment properties	
	<b>Total</b>	<b>635,383.33</b>

**NOTE 29****SALARIES AND WAGES**

<b>S/N</b>	<b>DETAILS</b>	<b>AMOUNT (N)</b>
1	STAFF SALARY	571,771,446.61
2	POLITICAL OFFICE HOLDERS SALARY	34,937,159.91
3	PALACE STAFF SALARY	19,840,524.00
4	MID WIVES SALARY	780,000.00
5	ARREARS OF SALARY DEDUCTIOIN (JULY 2018( PAID	19,678,346.02
	<b>Total</b>	<b>647,007,476.54</b>

**NOTE 30****SOCIAL CONTRIBUTION**

<b>S/N</b>	<b>DETAILS</b>	<b>AMOUNT (N)</b>
1	Monthly contribution to ALGON for the year 2019	-
2	Donation to P.S Retirement	110,000.00
3	Donation towards Ido-Ile Day Celebration	250,000.00
4	Donation towards EK FEST	1,000,000.00
5	Donation towards Isan Day Celebration	100,000.00
6	Social contribution to NULGE	150,000.00
7	Social contribution to Police	100,000.00
8	Social benefit to CLG	50,000.00
9	Social benefit to SLG	50,000.00
10	Social benefit to Auditor General	50,000.00
	<b>TOTAL</b>	<b>1,860,000.00</b>

**NOTE 32****OVERHEAD COST**

<b>S/N</b>	<b>DETAILS</b>	<b>AMOUNT (N0</b>
1	Security vote	13,500,000.00
2	Transport and travelling	2,043,500.00
3	Stationery and Printing	516,892.00
4	Maintenance of Office/Vehicle	3,100,000.00
5	Entertainment and Hospitality	7,003,000.00

6	Staff Training and Welfare	1,675,608.00
7	Imprest	21,429,282.78
	Total	<b>49,268,282.78</b>

**NOTE 37**

## **DEPRECIATION CHARGES**

**N**

PP & E	15,520,163.56
INVESTMENT PROPERTY	<u>8,504,921.51</u>
TOTAL	<b>24,025,085.07</b>

=====

**NOTE 38**

## TRANSFER TO OTHER GOVERNMENT ENTITIES

SUBEB Personnel cost on Pry. School Teachers Salary	N40,024,532.35
-----------------------------------------------------	----------------

**NOTE 40**

## **LEAVE ALLOWANCE**

**N**

### JAAC RELEASES/PAYMENT:

Staff & Palace staff (level 1-6)	6,558,832.72
Staff & Palace staff (level 7 & above)	<u>7,636,441.29</u>

**14,195,274.01**

=====

**NOTE 58****PURCHASE/CONSTRUCTION OF PP & E**

<b>S/N</b>	<b>DETAILS</b>	<b>AMOUNT (N)</b>
1	SOCIAL SERVICE PROJECT	10,439,580.11
2	ADMIN SEGMENT	9,403,055.07
3	ECONOMIC SECTOR	6,037,428.05
	<b>TOTAL</b>	<b>25,880,063.23</b>

**REPORT**

**OF THE**

**AUDITOR-GENERAL FOR LOCAL**

**GOVERNMENTS**

**ON THE ACCOUNTS OF EMURE LOCAL**

**GOVERNMENT,**

**EMURE-EKITI,**

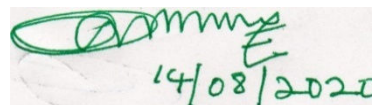
**FOR THE YEAR ENDED,**

**31ST DECEMBER, 2019.**



## **AUDIT CERTIFICATE**

I have examined the General Purpose Financial Statements of Emure Local Government as at 31<sup>st</sup> December, 2019 in accordance with Sections 123(2) of the Constitution of the Federal Republic of Nigeria 1989; 316(1) of the Constitution of the Federal Republic of Nigeria 1999, 32 (2) of the Local Government Administration Law No 2 of 1999, and section 26(2) of Ekiti State Audit Law 2014. The audit was conducted in compliance with International Standards on Auditing (ISA) and International Organisation of Supreme Audit Institutions (INTOSAI) Auditing Standards. The Financial Statements were prepared in line with IPSAS Accrual. I have obtained information and explanations that I required for my audit. In my opinion, the General Purpose Financial Statements and the supporting Accounts and Statements give a true and fair view of the Local Government as at 31<sup>st</sup> December, 2019 subject to the observations in this report.



**A.K. Fasakin, CNA, CFIP.**  
**Auditor-General for Local Governments,**  
**Ekiti State.**  
**FRC/2014/ANAN/00000010278**

**REPORT OF THE AUDITOR GENERAL FOR LOCAL GOVERNMENTS ON THE  
ACCOUNTS OF EMURE LOCAL GOVERNMENT, EMURE-EKITI FOR THE YEAR  
ENDED 31<sup>ST</sup> DECEMBER, 2019.**

The General Purpose Financial Statements of Emure Local Government have been examined in accordance with sections 123(2) and 316 of the Constitution of the Federal Republic of Nigeria, 1989 and 1999 respectively Section 26(2) of Ekiti State Audit Law 2014 and Section 32(2) of the Local Government Administration Law No 2 of 1999. The General Purpose Financial Statements were correct subject to the comments in this report and the existence of the Assets have also been substantiated.

**2. STATEMENT OF FINANCIAL RESPONSIBILITY**

It is the responsibility of Director of Finance of Emure Local Government to prepare and present the General purpose Financial Statements to the Auditor-General in accordance with the provisions of the Constitutions of the Federal Republic of Nigeria within 90 days after the expiration of the financial year.

This section was grossly violated by the Local Government as their account was presented on 30<sup>th</sup> April, 2020 a month behind schedule.

**3. STATEMENT OF RESPONSIBILITY OF AUDITOR-GENERAL**

It is my responsibility to form an independent opinion, based on General Purpose Financial Statements and accompanying Accounts prepared and submitted to me by the Director of Finance of the Local Government and to report thereupon in consonance with the Constitution of the Federal Republic of Nigeria.

**4. RESPONSIBILITY OF THE PUBLIC ACCOUNTS COMMITTEE (PAC)**

It is the responsibility of the Public Accounts Committee of the State House of Assembly to review the Auditor-General's Report with a view to ensuring enforcement of the recommendations made and impose sanctions where necessary.

## **5. BASIS OF OPINION**

The Audit was conducted in compliance with International Standards on Auditing (ISA) and Generally Accepted Public Sector and INTOSAI Auditing Standards.

These standards require that I comply with ethical requirements, plan and perform the audit to obtain reasonable assurance that the financial statements are free from material misstatements whether due to fraud or error. I also evaluated the overall adequacy of the presentation of information in the financial statements.

In the course of the Audit, I have obtained all the information and explanation that to the best of my knowledge and belief were necessary for the purpose of audit and I believe that the audit evidence I obtained is sufficient and appropriate to provide a basis for independent opinion.

## **6. OPINION**

In my opinion, the Financial Statements which included Statement of Financial Position, Statement of Financial Performance, Statement of Cash Flow, Statement of Comparison of Budget and Actual and Statement of Changes in Net Assets/Equity as at 31<sup>st</sup> December, 2019 with supporting notes, give a true and fair view of the State of Affairs And Financial Positions of the Local Governments for the fiscal year ended on that date subject to the observations and comments in the other parts of this report.

## **7. BUDGET OVERVIEW AND PERFORMANCE**

Statement of Comparison for Budget Estimates and Actual Performance for the year ended 31<sup>st</sup> December, 2019 prepared and presented showed the following shortfalls:

- xii. The approved for the year was not made available to Audit despite my repeated efforts.
- xiii. The estimate made for Revenue in the 2019 budget recorded a low performance. An estimate was made for N1,613,015,000.00, while actual Revenue recorded stood at N898,458,378.57. This is about 55.70%

performance. Equally, the IGR of N7,198,140.00 represents only 0.80% of the total Revenue for the period, meaning the Local Government relied unduly on the Statutory allocation for survival.

- xiv. The sum of N1,292,176,329.15 only was budgeted for expenditure but only N920,099,508.84 was actually incurred, resulting to saving of N372,076,820.31 for the period.

## 8. **REVENUE ACCOUNT**

A total sum of N898,458,378.57 was earned as total Revenue as at 31<sup>st</sup> December, 2019 out of which only 0.80%- N7,198,140.00 was generated as IGR, which showed that the Local Government solely depends on the Statutory allocation.

On the basis of comparison, the IGR for the current year recorded a deficit of 8.81% over that of previous year. Details of this is contained in the statement of Budget Comparison for the year 2019.

## 9. **AUTHORITY FOR EXPENDITURE**

All expenditure shown in the statement of actual expenditure for the year have been authorized as provided for by section 22(i) of the Local Government Administration Law 1999 with the exceptions of paragraph 6 of this report.

## 10. **EXPENDITURE CONTRARY TO LAW**

The following expenditure appears to be contrary to law.

S/N	QUERY NO	SUBJECT	AMOUNT ₦
1	AUD/EMLG/AQ/01/19	Unproduced revenue earning receipts	Assorted
2	AUD/EMLG/AQ/02/19	Expenditure contrary to regulations I	1,395,000.00
3	AUD/EMLG/AQ/03/19	Expenditure contrary to regulations II	3,046,000.00

4	AUD/EMLG/AQ/04/19	Unaudited/unreceipted payment vouchers	975,500.00
5	AUD/EMLG/AQ/05/19	Nugatory payments	639,000.00
6	AUD/EMLG/AQ/06/19	Expenditure not supported with proper records/Unaudited payment vouchers	1,380,000.00
7	AUD/EMLG/AQ/07/19	Unretired security votes	5,000,000.00
8	AUD/EMLG/AQ/08/19	Unproduced payment vouchers	10,849,000.00
9	AUD/EMLG/AQ/09/19	Expenditure not accounted for	1,700,956.43
10	AUD/EMLG/AQ/10/19	Unvouched expenditure	9,240,300.00
		<b>TOTAL</b>	<b>34,225,756.43</b>

#### 11. **STATEMENTS OF ASSETS AND LIABILITIES**

The statements of Assets and Liabilities were correct and existence of the Assets have been substantiated.

12. **DISALLOWANCE** Allowance has been reserved in respect of the expenditure detailed in paragraph 6 of this report pending a satisfactory explanations or the sanction of the State House of Assembly.

#### 13. **STATE OF ACCOUNT**

The Accounts of Emure Local Government have been examined up to 31<sup>st</sup> December, 2019 and detailed observations have been forwarded to the Director of Administration, Emure Local Government, Emure-Ekiti. Your attention is invited to the following issues:

- |       |                                               |              |
|-------|-----------------------------------------------|--------------|
| (i)   | Internal Control                              | N            |
| (ii)  | Lapses in the keeping of financial records    |              |
| (iii) | Loss of fund involving the Council Management | 1,500,000.00 |
| (iv)  | Expenditure contrary to regulations           |              |

- (v) Internally Generated Revenue
- (vi) Differences in JAAC releases and Local Government receipts 8,489,587.95
- (vii) Capital Projects
- (viii) No depreciation was charged for the period.

#### **14. OUTSTANDING MATTERS FROM PREVIOUS REPORTS**

##### **(A)**

- (i) Loss of Fund involving the Council Management 1,500,000.00
- (ii) Difference in JAAC releases and Local Government receipts 1,487,587.95
- (iii) Difference in JAAC releases (2015) 5,774,838.23
- (iv) Outstanding balance from GLO Networks 70,000.00
- (v) outstanding balance of N70,000.00 that was not paid by GLO and Etisalat (2015)

##### **(B) 2015 AUDIT QUERIES**

- i. EMLG/AQ/03/15 Expenditure not supported with proper records 777,000.00
- ii. EMLG/AQ/04/15 Unvouched expenditure 275,000.00
- iii. EMLG/AQ/05/15 Expenditure contrary to regulations 388,000.00
- iv. EMLG/AQ/06/15 Nugatory payment 2,593,023.00
- v. EMLG/AQ/07/15 Missing items from the Director of Finance  
Official Quarter 96,800.00
- vi. EMLG/AQ/10/15 Doubtful/irregular payment 3,000,000.00
- vii. EMLG/AQ/11/15 Illegal withdraws/misappropriation of  
fund from the salary/running accounts 10,647,000.00
- vii. EMLG/AQ/12/15 Unproduced Revenue Earning Receipts Assorted

**17,776,823.00**

##### **C) 2016 AUDIT QUERIES**

- i. EMLG/AQ/01/16 Unproduced payment vouchers 9,759,949.01
- ii. EMLG/AQ/02/16 Expenditure contrary to regulations 530,000.00
- iii. EMLG/AQ/08/16 Nugatory payment 9,319,595.43
- iv. EMLG/AQ/09/16 Unreasonable expenditure 233,000.00
- v. EMLG/AQ/10/16 Unproduced revenue receipts various.

##### **D) 2017 AUDIT QUERIES**

**N**

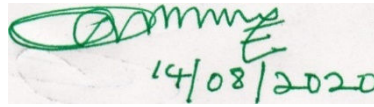
i.	EMLG/AQ/01/17	Unproduced payment vouchers	5,132,000.00
ii.	EMLG/AQ/02/17	Expenditure not accounted for	768,000.00
iii.	EMLG/AQ/03/17	Expenditure contrary to regulations	12,981,609.00
iv.	EMLG/AQ/04/17	Items not taken on ledger charge	1,938,000.00
v.	EMLG/AQ/05/17	Doubtful expenditure	1,586,500.00
vi.	EMLG/AQ/06/17	Expenditure retired with fake receipts	980,000.00
vii.	EMLG/AQ/07/17	Unretired expenditure	4,892,000.00
viii.	EMLG/AQ/08/17	Expenditure not supported with proper records	980,000.00
ix.	EMLG/AQ/09/17	Unreasonable expenditure	668,057.13
x.	EMLG/AQ/10/17	Expenditure not supported with proper records	8,750,000.00
xi.	EMLG/AQ/11/17	Unproduced Revenue Earning Receipts	various
xii.	EMLG/AQ/12/17	Expenditure not accounted for from Paris	
		Club Refund	<u>131,046,877.00</u>

**169,723,043.52**

=====

**(E) 2018 OUTSTANDING AUDIT QUERIES**

S/N	QUERY NO	SUBJECT	AMOUNT ₦
1	AUD/EMLG/AQ/01/18	Nugatory Payment (A,B,C)	33,716,499.61
2	AUD/EMLG/AQ/02/18	Items not taken on Ledger Charge	280,000.00
3	AUD/EMLG/AQ/03/18	Expenditure contrary to Regulation	6,021,922.55
4	AUD/EMLG/AQ/04/18	Unaudited Payment Vouchers	180,000.00
5	AUD/EMLG/AQ/05/18	Unreceipted Expenditure	150,000.00
6	AUD/EMLG/AQ/06/18	Unretired security vote	1,000,000.00
7	AUD/EMLG/AQ/07/18	Unproduced Revenue Earning Receipts	Various
		TOTAL	

A handwritten signature in green ink, appearing to be 'A.K. Fasakin', with the date '14/08/2020' written below it.

A.K. Fasakin,  
**AUDITOR-GENERAL FOR LOCAL GOVERNMENTS,  
EKITI STATE.  
FRC/2014/ANAN/00000010278**



# **REPORT OF THE AUDITOR GENERAL FOR LOCAL GOVERNMENTS ON THE ACCOUNTS OF EMURE LOCAL GOVERNMENT, EMURE-EKITI FOR THE YEAR ENDED 31<sup>ST</sup> DECEMBER, 2019.**

## **1. RESPONSIBILITY FOR FINACIAL STATEMENTS**

The Financial Statements have been prepared by the Director of Finance Emure Local Government based on the available records and in compliance with the IPSAS Accrual Accounting for all Public Sectors Entities (PSE) in Nigeria.


To the best of our knowledge, the system of internal control had operated adequately throughout the reporting period, and the statements represent a true and fair view of the Financial Positions of the Local Government.

The Director of Finance accepts responsibility for the integrity of these Financial Statements, the information they contain and their compliance with International Public Sector Accounting Standards (IPSAS) Accrual Accounting for all public sector entities (PSE) in Nigeria.

In my opinion, these General Purpose Financial Statements fairly reflect the financial position of Emure Local Government as at the year ended 31<sup>st</sup> December, 2019.



**Hon. Motunde Fajuyi,  
Executive Chairman.**



**Mr OLuwasanmi J.O.  
Director of Finance.**

## **STATEMENT OF ACCOUNTING POLICIES (IPSAS 1)**

### **(i) BASIS OF PREPARATION**

The General Purpose Financial Statements have been prepared in compliance with IPSAS Accrual Accounting basis that recognizes transactions and events occurred whether expenses are paid for or not and revenue received or outstanding, and under the guidelines of Financial Memoranda in conformity with National Chart of Account (NCOA) and the Nigeria Accounting Standard Board for Public Sector Reporting.

### **(ii) BASIS OF MEASUREMENT**

The Financial Statements have been prepared on historical cost unless stated otherwise.

### **(iii) REPORTING CURRENCY**

The Financial Statements were presented in Nigerian Naira, which is the functional currency of the Local Government Council.

### **(iv) GOING CONCERN**

The Financial Statements have been prepared on a going concern basis.

### **(v) ACCOUNTING PERIOD**

The Accounting period is from 1<sup>st</sup> January to 31<sup>st</sup> December, 2019.

### **(vi) REVEUNE**

This presented both the exchange and non-exchange revenue from Internally Generated Revenue and Statutory Allocation from the Federation Account during the year.

### **(vii) EXPENDITURE**

This represented both recurrent and capital expenditure during the year.

### **(viii) NON-CURRENT ASSETS/ DEPRECIATION**

Property Plant and Equipment were recognized less accumulated depreciation.

### **(ix) BUDGET INFORMATION**

The Annual Budget was prepared on Accrual Basis. All planned costs and incomes were presented in a single statement to determine the needs of the Local Government Council.

### **(x). INVESTMENT PROPERTIES**

Investment properties were measured initially at cost, including transaction costs. The carrying amount included the replacement cost of components of an existing investment properly at the end time that cost was incurred if the recognition criteria were met and excluded the cost of day to day maintenance of an investment properly.

**EMURE LOCAL GOVERNMENT, EMURE-EKITI, EKITI STATE, NIGERIA**  
**STATEMENT OF FINANCIAL POSITION FOR THE ENDED 31ST DECEMBER, 2019**

<b>2018</b>	<b>DETAILS</b>	<b>NOTES</b>	<b>2019</b>	
<b>N</b>	<b>Represented By:</b>		<b>N</b>	<b>N</b>
	<b><u>ASSETS</u></b>			
	<b>Current Assets</b>			
40,761,567.14	Cash and Cash Equivalents	1	19,120,436.87	
1,420,240.00	Inventories	2	1,904,000.00	
0.00	WIP	3		
0.00	Receivables	4	310,756,987.37	
0.00	Prepayments	5	58,000.00	
<b>42,181,807.14</b>	<b>Total Current Assets</b>			<b>331,839,424.24</b>
	<b>Non-Current Assets</b>			
	Loans Granted	6		
	Investments	7	1,000,000.00	
683,133,334.00	Fixed Assets-Property, Plant & Equipment	8	638,490,817.20	
730,000.00	Investment Property	9	22,500,000.00	
0.00	Biological Assets	10	4,490,000.00	
<b>683,863,334.00</b>	<b>Total Non-Current Assets</b>			<b>666,480,817.20</b>
<b>726,045,141.14</b>	<b>Total Assets</b>			<b>998,320,241.44</b>
	<b><u>LIABILITIES</u></b>			
	<b>Current Liabilities</b>			
	Accumulated Depreciation	11	-	
12,510,000.00	Loans & Debts(Short-Term)	12	3,220,000.00	
1,243,000.00	Unremitted Deductions	13	6,749,000.00	
505,022,896.55	Payables	14	375,489,487.31	
<b>518,775,896.55</b>	<b>Total Current Liabilities</b>		<b>385,458,487.31</b>	
0.00	<b>Non-Current Liabilities</b>			
0.00	Public Funds	15	1,463,063.85	
0.00	Borrowings	16		
	<b>Total Non-Current Liabilities</b>			
518,775,896.55	<b>Total Liabilities</b>			<b>386,921,551.16</b>
207,269,244.59	<b>Net Asset/Equity</b>			<b>611,398,690.28</b>
	<b>Financed By:</b>			
94,196,715.05	Reserves	17		541,609,807.81
	Capital Grant	18		26,719,399.69

39,675,561.97	Net Surpluses/(Deficits)	19		-
73,396,967.57	Accumulated Surplus/(Deficits)	20		43,069,482.78
<b>207,269,244.59</b>	<b>Total Net Assets/Equity</b>			<b>611,398,690.28</b>

**EMURE LOCAL GOVERNMENT, EMURE-EKITI, EKITI STATE, NIGERIA**  
**STATEMENT OF FINANCIAL PERFORMANCE FOR THE YEAR ENDED 31ST DECEMBER, 2019**

2018	DETAILS	NOTES	Actual 2019
N	<u>REVENUE</u>		N
1,160,454,007.47	Government Share of FAAC (Statutory Revenue)	21	864,540,838.88
1,097,657.67	Tax Revenue	22	393,850.00
6,795,688.55	Non-Tax Revenue	23	2,805,640.00
0.00	Aid & Grants	24	3,998,650.00
0.00	Investment Income	25	
0.00	Expenditure Recovery	26	
0.00	Other Capital Receipts	27	
0.00	Debt Forgiveness	28	
<b>1,168,347,353.79</b>	<b>Total Revenue</b>		<b>871,738,978.88</b>
	<u>EXPENDITURE</u>		
989,595,922.48	Salaries & Wages	29	743,576,921.44
0.00	Social Contribution	30	
0.00	Social Benefit	31	
80,831,382.14	Overhead Cost	32	43,987,405.69
	Gratuity	33	
	Pension Allowance	34	
	Stationeries	35	
	Impairment Charges	36	
	Depreciation Charges	37	32,261,516.80
32,000,000.00	Transfer to other Government Entities	38	101,605,538.19
0.00	Public Debt Charges	39	
26,244,487.20	Allowance(Leave Bonus)	40	20,310,643.52
<b>1,128,671,791.82</b>	<b>Total Expenditure</b>		<b>941,742,025.64</b>
<b>39,675,561.97</b>	<b>Surplus/(Deficit) from Operating Activities for the Period</b>		
	<b>Total Non-Operating Revenue/(Expenses)</b>		<b>-70,003,046.76</b>
	<b>Non-Operating Activities</b>		
	Gain/Loss on Disposal of Asset	41	
	Refunded Revenue	42	
	Revaluation Gain	43	
	<b>Net Surplus/(Deficit) from Ordinary Activities</b>		
	<b>Surplus/(Deficit) from Ordinary Activities</b>		
	Purchases/Construction of Assets	44	
	Minority Interest Share of Surplus/(Deficits)	45	
<b>39,675,561.97</b>	<b>Surplus/(Deficit) for the year</b>		<b>-70,003,046.76</b>

**EMURE LOCAL GOVERNMENT, EMURE-EKITI, EKITI STATE, NIGERIA**  
**STATEMENT OF CASH FLOW FOR THE YEAR ENDED 31ST DECEMBER, 2019**

2018	DETAILS	NOTES	2019	
			N	N
	<b><u>CASH FLOWS FROM OPERATING ACTIVITIES</u></b>			
	<b><u>Inflows</u></b>			
1,160,454,007.47	Government Share of FAAC (Statutory Revenue)	21	864,540,838.88	
1,097,657.67	Tax Revenue	22	393,850.00	
6,795,688.65	Non-Tax Revenue	23	2,805,640.00	
	Aid & Grants	24		
	Investment Income	25	3,998,650.00	
	Expenditure Recovery	26		
	Other Capital Receipts	27		
	Debt Forgiveness	28		
1,168,347,353.79	<b>Total inflow from operating Activities</b>			<b>871,738,978.88</b>
	<b><u>Outflows</u></b>			
989,595,922.48	Salaries & Wages	29	743,596,921.44	
	Social Contributions	30		
	Social Benefit	31		
80,831,382.14	Overheads Cost	32	43,987,405.69	
	Gratuity	33		
	Pension Allowance	34		
32,000,000.00	Transfer to other Government Entities	38	101,605,538.19	
26,244,487.20	Allowance (Leave Bonus)	40	20,310,643.52	
	Deductions	49		
	Refund	50		
	Inventory	51		
	Loan	52		
1,128,671,791.82	<b>Total Outflow from Operating Activities</b>			<b>909,480,508.84</b>
39,675,561.92	<b>Net Cash Inflow/(outflow) from Operating Activities</b>			<b>-37,741,529.96</b>
	<b><u>CASH FLOW FROM INVESTING ACTIVITIES</u></b>			
	Proceeds from Sale of PPE	53		

	Proceeds from Sale of Investment Property	54		
	Proceeds from Sales of Intangible Assets	55		
	Proceeds from Sale of Investment	56		
	Dividends Received	57	-	
	<b>Total Inflow</b>		<b>0.00</b>	
	<b>Outflows</b>		-	
28,742,453.13	Purchase/ Construction of PPE	58	10,619,000.00	
	Purchase/ Construction OF Investment Property	59	-	
	Investment in Private Companies	60	-	
	Loan Granted	61	-	
	Purchase of Intangible Assets	62	-	
	Acquisition of Investment	63	-	
	<b>Total Outflow</b>			<b>-10,619,000.00</b>
	<b>Net Cash Flow from Investing Activities</b>		-	<b>-10,619,000.00</b>
	<b><u>CASH FLOW FROM FINANCING ACTIVITIES</u></b>			
	Capital Grant Received	64	26,719,399.69	
	Proceeds from Borrowings	65		
28,742,433.13	<b>Total Inflow</b>		26,719,399.69	
10,933,128.84	<b>Outflows</b>			
	Repayment of Borrowings	66		
	Distribution of Surplus/Dividends Paid	67		
	<b>Total Outflow</b>		<b>0.00</b>	
<b>10,933,128.84</b>	<b>Net Cash Flow from Financing Activities</b>			<b>26,719,399.69</b>
<b>10,933,128.84</b>	<b>Net Cash Flow from all Activities</b>			<b>-21,641,130.27</b>
29,828,438.30	Cash and Its Equivalent as at 01/01/2019			40,761,567.14
<b>40,761,567.14</b>	<b>Cash and Its Equivalent as at 31/12/2019</b>	<b>1</b>		<b>19,120,436.87</b>

**EMURE LOCAL GOVERNMENT, EMURE-EKITI, EKITI STATE, NIGERIA**  
**STATEMENT OF COMPARISON OF BUDGET AND ACTUAL FOR THE YEAR ENDE31ST**  
**DECEMBER, 2019**

2018		Notes	Actual 2019	Final Budget 2019	Variance on Final Budget
N			N	N	N
	<b><u>REVENUE</u></b>				
1,160,454,007.47	Government Share of FAAC (Statutory Revenue)	21	864,540,838.88	1,602,000,000.00	-46.03
1,097,657.67	Tax Revenue	22	393,850.00	1,000,000.00	-60.62
6,795,688.65	Non-Tax Revenue	23	2,805,640.00	4,185,000.00	-32.96
	Aid & Grants	24			
	Investment Income	25	3,998,650.00	5,830,000.00	-31.41
	Expenditure Recovery	26			
	Other Capital Receipts	27	-		
	Debt Forgiveness	28			
<b>1,168,347,353.79</b>	<b>Total Revenue</b>		<b>871,738,978.88</b>	<b>1,613,015,000.00</b>	<b>-171.02</b>
	<b><u>EXPENDITURE</u></b>				
989,595,922.14	Salaries & Wages	29	743,576,921.44	1,050,411,329.15	25.57
	Social Contribution	30			
	Social Benefit	31			
80,831,382.14	Overhead Cost	32	43,987,405.69	187,890,000.00	76.59
	Gratuity	33			
	Pension Allowance	34			
	Stationeries	35			
	Impairment Charges	36			
	Purchase of Assets	37	10,619,000.00	-	-100.00
32,000,000.00	Transfer to other Government Entities	38	101,605,538.19	30,000,000.00	-27.98
	Public Debt Charges	39			
26,244,487.20	Allowance(Leave Bonus)	40	20,310,643.52	23,875,000.00	14.93
<b>1,128,671,791.82</b>	<b>Total Expenditure</b>		<b>920,099,508.84</b>	<b>1,292,176,329.15</b>	<b>-7.25</b>
<b>39,675,561.97</b>	<b>Surplus/(Deficit) for the year</b>		<b>-48,360,529.96</b>	<b>320,838,670.85</b>	<b>-163.77</b>



**EMURE LOCAL GOVERNMENT, EMURE-EKITI, EKITI STATE, NIGERIA**  
**STATEMENT OF CHANGES IN NET ASSETS/EQUITY FOR THE YEAR ENDED 31ST DECEMBER, 2019**

<b>S/N</b>	<b>NARRATION</b>	<b>ACCUMULATED SURPLUS/DEFICIT</b>	<b>RESERVE</b>	<b>CAPITAL GRANT</b>	<b>TOTAL</b>
1	Opening Balance (1/1/19)	113,072,529.54	94,196,715.05	-	207,269,244.59
2	Surplus for the period	-70,003,046.76	-	-	-70,003,046.76
3	Grant for the period	-	-	26,719,399.69	26,719,399.69
4	Adjustment for the period	-	447,413,092.76	-	447,413,092.76
	<b>Total</b>	<b>43,069,482.78</b>	<b>541,609,807.81</b>	<b>26,719,399.69</b>	<b>611,398,690.28</b>

**NOTE 1****CASH AND CASH EQUIVALENTS**

<b>S/N</b>	<b>BANK</b>	<b>ACCOUNT NAME</b>	<b>ACCOUNT NO</b>	<b>AMOUNT N</b>
1	FIRST BANK	IGR ACCOUNT	2000617046	893,176.10
2	FIRST BANK	MAIN ACCOUNT2/SALARY ACCOUNT	2005070606	7,402,960.72
3	FIRST BANK	RUNING ACCOUNT	2001702532	6,909,250.51
4	FIRST BANK	SCHOOL ACCOUNT (N/P)	2001655494	438,594.68
5	FIRST BANK	SCHOOL ACCOUNT (SECONDARY)	2031587796	205,643.50
6	FIRST BANK	EXCESS CRUDE ACCOUNT	2010420894	1,557,018.76
7	ZENITH BANK	RUNNING COST ACCOUNT	1016250520	753,996.65
8	ZENITH BANK	WELFARE ACCOUNT	1016251462	455,087.28
9	ZENITH BANK	SOCIAL ACCOUNT	1016251448	504,708.67
		<b>TOTAL</b>		<b>19,120,436.87</b>

**NOTE 2****INVENTORIES**

<b>DETAILS</b>	<b>N</b>	<b>N</b>	<b>N</b>	<b>N</b>
<b>Items</b>	<b>Open. Bal, 1/1/019</b>	<b>Purchases</b>	<b>Issued/Cons.</b>	<b>Bal, 31/12/019</b>
Office Equipment	879,900.50	1,682,000.00	1,611,900.00	950,000.00
Loose Tools	85,000.00	65,000.00	10,000.00	140,000.00
Consumables	1,010,000.00	30,700.00	226,700.00	814,000.00
<b>Total</b>	<b>1,974,900.50</b>	<b>246,000.00</b>	<b>316,900.00</b>	<b>1,904,000.00</b>

**NOTE 4****RECEIVABLES**

<b>DETAILS</b>	<b>N</b>
10% State IGR for 2019	19,468,800.00
Unpaid school fees from Students/Pupils	201,000.00
Unpaid Rent from Local Government lock up shops	85,000.00
Revenue not yet remitted by Rev. Collectors	39,000.00
Unpaid salary/Wage (Staff, POH & Palace Staff)	290,963,187.37
<b>Total</b>	<b>310,756,987.37</b>

**NOTE 5.****PREPAYMENT**

<b>DETAILS</b>	<b>N</b>
DSTV Sub	15,000.00
Recharge Card Sub	43,000.00
<b>Total</b>	<b>58,000.00</b>

**NOTE 7****INVESTMENT (SECURITY)**

<b>DETAILS</b>	<b>N</b>
Shares in insurance company	1,000,000.00

## NOTE 8 & 37

### PROPERTY, PLANT AND EQUIPMENT ASSET SCHEDULE FOR THE YEAR 2019

DETAILS	LAND & BUILDING	MOTOR VEHICLE	PLANT & EQUIP	TRANS. EQUIPMENT	FURN. & FITT.	OFFICE EQUIPMENT
RATE OF DEPR.	3% (N)	25% (N)	10% (N)	20% (N)	40% (N)	20% (N)
Balance B/F as at 1/1/2019	601,400,000.00	32,000,000.00	12,000,000.00	3,400,000.00	2,400,000.00	8,933,334.00
Acquisition during the year	0	0.00	5,309,500.00	0	0	5,309,500.00
<b>TOTAL</b>	<b>601,400,000.00</b>	<b>32,000,000.00</b>	<b>17,309,500.00</b>	<b>3,400,000.00</b>	<b>2,400,000.00</b>	<b>14,242,834.00</b>
Disposal during the year	0	0	0	0	0	0
Balance 31/12/2019	601,400,000.00	32,000,000.00	17,309,500.00	3,400,000.00	2,400,000.00	14,242,834.00
<b>ACCUMULATED DEPR.</b>						
Current year charge (N37)	-18,042,000.00	-8,000,000.00	-1,730,950.00	-680,000.00	-960,000.00	2,848,566.80
Depr on Disposal	0	0	0	0	0	
Balance C/F 31/12/2019	583,358,000.00	24,000,000.00	15,578,550.00	2,720,000.00	1,440,000.00	11,394,267.20

#### NARATION ON NOTE 37 PPE:

N

Total Net Book value of PP & E Bal. B/F	660,133,334.00
Add: Acquisition of Assets during the year	<u>10,619,000.00</u>
Total Net Book Value	<b>670,752,334.00</b>
Less: Cumulative current year Depreciation (Note 37)	32,261,516.80
Total Net Book Value B/D	638,490,817.20

#### Note 9

#### INVESTMENT PROPERTIES

DETAILS	N
Duplex structure at Irewolede Ado-Ekiti	5,000,000.00
Fayose Market (A unit of stall)	1,000,000.00
Lock up shop at Eporo	2,000,000.00

Lock up shop at Ogbontioro Market	1,800,000.00
Lock up shop at idamudu Market	1,700,000.00
Lock up shop at Emure Garage	2,500,000.00
Open market stalls at Emure	3,000,000.00
Emure LG Secondary School Builidng/Furniture	5,500,000.00
<b>Total</b>	<b>22,500,000.00</b>

#### NOTE 10

#### BIOLOGICAL ASSETS

<b>DETAILS</b>	<b>N</b>
Poultry House	1,200,000.00
Rabbitary	240,000.00
Ose Oil Palm Plantation	2,500,000.00
Teak Plantation	550,000.00
<b>TOTAL</b>	<b>4,490,000.00</b>

#### NOTE 11

<b>DETAIL</b>	<b>N</b>
NEIGHBOURHOOD Market Fund	1,463,063.85

#### NOTE 12

#### ACCRUED EXPENSES

<b>DETAILS</b>	<b>N</b>
Utility Bills	100,000.00
Residential outstanding Rent Payable	420,000.00
Legal Retainer ship Fess (Professional fees)	2,150,000.00

Outstanding Audit Fees )(A.G's Office)	250,000.00
Audit fees to State Government	300,000.00
<b>Total</b>	<b>3,220,000.00</b>

#### **NOTE 13**

#### **UNREMITTED DEDUCTIONS**

<b>DETAILS</b>	<b>N</b>
NULGE DUES	16,732.00
Iremi-Adowomi Multipurpose Coop. Soc Emure	2,000,300.00
Wema Bank LG Group Loan	2,281,268.00
WHT	585,250.00
VAT	585,250.00
PAYEE	1,156,750.00
EEF	123,450.00
<b>Total</b>	<b>6,749,000.00</b>

#### **NOTE 14**

#### **PAYABLES**

<b>DETAILS</b>	<b>N</b>
Outstanding Salary/Wage (Staff, POH & Palace Staff	290,963,187.31
Contractual obligations	59,926,300.00
General staff claims	6,250,000.00
Furniture Allowances	18,350,000.00
<b>Total</b>	<b>375,489,487.31</b>

**NOTE 18**

Capital Grants (Intervention Fund)	-	N26,719,399.69
------------------------------------	---	----------------

**NOTE 21****STATUTORY ALLOCATION FOR THE YEAR 2019**

<b>MONTHS</b>	<b>N</b>
JANUARY	86,268,018.35
FEBRUARY	79,335,239.09
MARCH	80,393,370.38
APRIL	80,339,588.57
MAY	79,894,642.74
JUNE	82,386,439.71
JULY	64,232,725.65
AUGUST	58,823,020.84
SEPTEMBER	60,392,946.94
OCTOBER	63,430,045.10
NOVEMBER	64,522,400.76
DECEMBER	64,522,400.76
<b>Total</b>	<b>864,540,838.88</b>

**NOTE 22****TAX REVENUE**

<b>DETAILS</b>	<b>N</b>
Local/Flat Rate	85,050.00
Tenement Rate	308,800.00
Total	<b>393,850.00</b>

**NOTE 23****NON TAX REVENUE**

<b>DETAILS</b>	<b>N</b>
Liquor license	47,000.00
Hackney Permit	79,600.00
Trade/Club Registration	39,000.00
Marriage Registration	320,000.00
Local Government Origin	1,029,000.00
Birth Registration	59,500.00
Trade/Shop Permit	364,140.00
Sawmill Loading/off loading	722,400.00
Road Block Permit	5,000.00
Other miscellaneous	140,000.00
Total	<b>2,805,640.00</b>



**NOTE 24**

AIDS &amp; GRANTS

N3,998,650.00

**NOTE 29****SALARY AND WAGES**

<b>DETAILS</b>	<b>N</b>
Staff	355,039,803.56
Political Office Holders	28,776,750.43
Non Regular Allowances	8,876,142.00
Primary School	292,686,675.34
Traditional Council	32,440,729.22
Palace staff	2,951,282.70
MSS	1,200,000.00
Other Government Agency Fund	21,605,538.19
<b>Total</b>	<b>743,576,921.44</b>

**NOTE 32****OVERHEAD COST**

<b>DETAILS</b>	<b>N</b>
Local Training & Transport	240,005.59
Office Material & Supply	1,866,000.00
Maintenance	2,471,500.00
Other maintenance services	250,000.00
Utility	2,420,000.00

Local Training	1,595,500.00
Security Services	2,500,000.00
Residential Rentage	150,400.00
Security Votes	20,000,000.00
Environmental services	450,000.00
Legal services fees	800,000.00
Refreshment and meals	4,837,000.00
Honorarium & siting allowances	1,760,000.00
Welfare Parkages	4,297,000.00
Grants to NGO's	250,000.00
Special Day Celebration	100,000.00
<b>Total</b>	<b>43,987,405.69</b>

**NOTE 38**

**TRANSFER TO OHER GOVERNMENT AGENCIES**

<b>DETAILS</b>	<b>N</b>
PTAD	2,750,000.00
SUBEB	80,000,000.00
LGST	2,570,000.00
LGSC	4,005,538.19
LGSB	2,750,000.00
AUDITOR GENERAL'S OFFICE	2,750,000.00
ACCOUNTANT GENERAL'S OFFICE	2,750,000.00
MLGA & CD	3,850,000.00
<b>Total</b>	<b>101,605,538.19</b>

**NOTE 40****STAFF LEAVE BONUS**

<b>DETAILS</b>	<b>N</b>
Year 2016 Leave Bonus	20,310,643.52
<b>Total</b>	<b>20,310,643.52</b>

**NOTE 37 & 58****PURCHASE OF PP&E FOR 2019**

<b>S/N</b>	<b>DETAILS</b>	<b>AMOUNT (N)</b>
1	Admin. Sector	3,481,000.00
2	Social Service Sector	3,28,504.00
3	Economic Sector	3,889,496.00
	<b>Total</b>	<b>10,619,000.00</b>

**NOTE 64****CAPITAL GRANTS I**

<b>S/N</b>	<b>DETAILS</b>	<b>AMOUNT (N)</b>
1	Admin. Sector	3,481,000.00
2	Social Service Sector	3,248,504.00
3	Economic Sector	3,889,496.00
4	Intervention Fund	16,100,399.69
	<b>Total</b>	<b>26,719,399.69</b>

**REPORT**

**OF THE**

**AUDITOR-GENERAL FOR LOCAL**

**GOVERNMENTS**

**ON THE**

**ACCOUNTS OF GBONYIN LOCAL GOVERNMENT,**

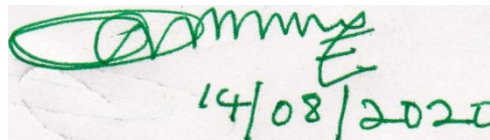
**ODE-EKITI,**

**FOR THE YEAR ENDED,**

**31ST DECEMBER, 2019.**

## **AUDIT CERTIFICATE**

I have examined the General Purpose Financial Statements of Gbonyin Local Government as at 31<sup>st</sup> December, 2019 in accordance with Sections 123(2) of the Constitution of the Federal Republic of Nigeria 1989; 316(1) of the Constitution of the Federal Republic of Nigeria 1999, 32 (2) of the Local Government Administration Law No 2 of 1999, and section 26(2) of Ekiti State Audit Law 2014. The audit was conducted in compliance with International Standards on Auditing (ISA) and International Organisation of Supreme Audit Institutions (INTOSAI) Auditing Standards. The Financial Statements were prepared in line with IPSAS Accrual. I have obtained information and explanations that I required for my audit. In my opinion, the General Purpose Financial Statements and the supporting Accounts and Statements give a true and fair view of the Local Government as at 31<sup>st</sup> December, 2019 subject to the observations in this report.



**A.K. Fasakin, CNA, CFIP.**  
**Auditor-General for Local Governments,**  
**Ekiti State.**  
**FRC/2014/ANAN/00000010278**

**REPORT OF THE AUDITOR GENERAL FOR LOCAL GOVERNMENTS ON THE  
ACCOUNTS OF GBONYIN LOCAL GOVERNMENT, ODE-EKITI FOR THE YEAR  
ENDED 31<sup>ST</sup> DECEMBER, 2019.**

The General Purpose Financial Statements of Gbonyin Local Government have been examined in accordance with sections 123(2) and 316 of the Constitution of the Federal Republic of Nigeria, 1989 and 1999 respectively Section 26(2) of Ekiti State Audit Law 2014 and Section 32(2) of the Local Government Administration Law No 2 of 1999, The General Purpose Financial Statements were correct subject to the comments in this report and the existence of the Assets have also been substantiated.

**2. STATEMENT OF FINANCIAL RESPONSIBILITY**

It is the responsibility of Director of Finance of Gbonyin Local Government to prepare and present the General purpose Financial Statements to the Auditor-General in accordance with the provisions of the Constitutions of the Federal Republic of Nigeria within 90 days after the expiration of the financial year.

This section was grossly violated by the Local Government as its account was presented on 28<sup>th</sup> April, 2020 almost a month behind schedule.

**3. STATEMENT OF RESPONSIBILITY OF AUDITOR-GENERAL**

It is my responsibility to form an independent opinion, based on General Purpose Financial Statements and accompanying Accounts prepared and submitted to me by the Director of Finance of the Local Government and to report thereupon in consonance with the Constitution of the Federal Republic of Nigeria.

**4. RESPONSIBILITY OF THE PUBLIC ACCOUNTS COMMITTEE (PAC)**

It is the responsibility of the Public Accounts Committee of the State House of Assembly to review the Auditor-General's Report with a view to ensuring enforcement of the recommendations made and impose sanctions where necessary.

## 5. **BASIS OF OPINION**

The Audit was conducted in compliance with International Standards on Auditing (ISA) and Generally Accepted Public Sector and INTOSAI Auditing Standards.

These standards require that I comply with ethical requirements, plan and perform the audit to obtain reasonable assurance that the financial statements are free from material misstatements whether due to fraud or error. I also evaluated the overall adequacy of the presentation of information in the financial statements.

In the course of the Audit, I have obtained all the information and explanation that to the best of my knowledge and belief were necessary for the purpose of audit and I believe that the audit evidence I obtained is sufficient and appropriate to provide a basis for independent opinion.

## 6. **OPINION**

In my opinion, the Financial Statements which included Statement of Financial Position, Statement of Financial Performance, Statement of Cash Flow, Statement of Comparison of Budget and Actual and Statement of Changes in Net Assets/Equity as at 31<sup>st</sup> December, 2019 with supporting notes, give a true and fair view of the State of Affairs And Financial Positions of the Local Governments for the fiscal year ended on that date subject to the observations and comments in the other parts of this report.

## 7. **BUDGET OVERVIEW AND PERFORMANCE**

Statement of Comparison for Budget Estimates and Actual Performance for the year ended 31<sup>st</sup> December, 2019 prepared and presented showed the following shortfalls:

- i. The approved budget for the year was not made available to Audit despite my repeated efforts.
- ii. The estimate made for Revenue in the 2019 budget recorded a low performance. An estimate was made for N1,715,985,772.99, while actual Revenue recorded stood at N949,735,824.63. This is about 42.79% performance. Equally, the IGR of N7,608,900.00 represents only 1.04% of the total Revenue for the period,

meaning the Local Government relied unduly on the Statutory allocation for survival.

- iii. The sum of N1,264,556,208.60 only was budgeted for expenditure but only N1,042,735,824.13 was actually incurred, resulting to a saving of N221,820,384.47 for the period.

#### **8. REVENUE ACCOUNT**

A total sum of N949,735,824.63 was earned as total Revenue as at 31<sup>st</sup> December, 2019 out of which only 1.04%- N7,608,900.00 was generated as IGR, which showed that the Local Government solely depends on the Statutory allocation.

On the basis of comparison, the IGR for the current year recorded a saving of 35.77% over that of previous year. Details of this is contained in the statement of Budget for the year 2019.

#### **9. AUTHORITY FOR EXPENDITURE**

All expenditure shown in the statement of actual expenditure for the year have been authorized as provided for by section 22(i) of the Local Government Administration Law 1999 with the exceptions of paragraph 6 of this report.

#### **10. EXPENDITURE CONTRARY TO LAW**

The following expenditure appears to be contrary to law.

<b>S/N</b>	<b>QUERY NO</b>	<b>SUBJECT</b>	<b>AMOUNT (N)</b>
1	AUD/GBLG/AQ/01/19	Unproduced Revenue Earning Receipts	Assorted



2	AUD/GBLG/AQ/02/19	Unaudited and unretired payment vouchers	2,217,300.00
3	AUD/GBLG/AQ/03/19	Expenditure contrary to Financial Regulations I	3,405,495.67
4	AUD/GBLG/AQ/04/19	Expenditure contrary to Financial Regulations II	13,669,953.25
5	AUD/GBLG/AQ/05/19	Unretired security vote	8,250,000.00
6	AUD/GBLG/AQ/06/19	Unreceipted/Nugatory payments	1,662,000.00
7	AUD/GBLG/AQ/07/19	Items not taken on Store ledger charge	650,170.59
8	AUD/GBLG/AQ/08/19	Unproduced payment vouchers	613,938,941.12
9.	AUD/GBLG/AQ/09/19	Unvouched Expenditures	5,042,438.06
		<b>TOTAL</b>	<b>648,836,298.69</b>

#### 11. **STATEMENTS OF ASSETS AND LIABILITIES**

The Assets schedule prepared was incorrect as the PP&E were not categorized in accordance with IPSAS compliance. Henceforth, the PP&E should be split to each heads i.e. Lands, Building, furniture etc and appropriate depreciation percentage should be used.

12. **DISALLOWANCE** Allowance has been reserved in respect of the expenditure detailed in paragraph 6 of this report pending a satisfactory explanations or the sanction of the State House of Assembly.

#### 13. **STATE OF ACCOUNT**

The Accounts of Gbonyin Local Government have been examined up to 31<sup>st</sup> December, 2019 and detailed observations have been forwarded to the Director of Administration, Gbonyin Local Government, Ode-Ekiti. Particular attention is required to the followings:

- (i) Internally Generated Revenue
- (ii) Unproduced Revenue Receipts

(iii) All Outstanding matters from previous report

**14. OUTSTANDING MATTERS FROM PREVIOUS REPORTS**

- i. Loss of fund involving Mr. Olarewanju Oladimeji (2015) 4,881,128.88
- ii. Non-salary related Expenditure from salary account (2015) 6,633,000.00
- iii. Rehabilitation of Basic Health Centre (inflation of contract (2015) 1,700,000.00
- iv. Receipts purchased but not traceable to store (143) (2014) involving Mr. Peter Adelusi

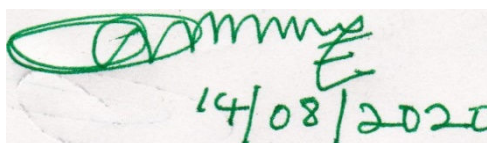
**(v) 2017 AUDIT QUERY**

S/N	QUERY NO	SUBJECT	AMOUNT (N)
1	AQ/GBLG/02/2017	Items not taken on Store ledger charge (i)	162,700.00
2	AQ/GBLG/09/2017	Nugatory payment	3,125,000.00
3	AQ/GBLG/10/2017	Expenditure not supported with proper records	10,000,000.0
4	AQ/GBLG/11/2017	Nugatory payment II	7,426,550.00
5	Mrs. Rotimi Taibat	Cash Defacation	58,000.00
		Total	<b>20,772,250.00</b>

**(vi) 2018 AUDIT QUERY**

S/N	QUERY NO	SUBJECT	
1	AQ/GBLG/01/2018	Unproduce Revenue Earning Receipts	19501-20,000 153451-153500

			0051-0200 38801-388050 65601-65650 242201-242300
--	--	--	-----------------------------------------------------------



**A.K. Fasakin, CNA, CFIP.**  
**Auditor-General for Local Governments,**  
**Ekiti State.**  
**FRC/2014/ANAN/00000010278**

**REPORT OF THE AUDITOR GENERAL FOR LOCAL GOVERNMENTS ON THE  
ACCOUNTS OF GBONYIN LOCAL GOVERNMENT, ODE-EKITI FOR THE YEAR  
ENDED 31<sup>ST</sup> DECEMBER, 2019.**

**1. RESPONSIBILITY FOR FINANCIAL STATEMENTS**

The Financial Statements have been prepared by the Director of Finance Gbonyin Local Government based on the available records and in compliance with the IPSAS Accrual Accounting for all Public Sectors Entities (PSE) in Nigeria.

To the best of our knowledge, the system of internal control had operated adequately throughout the reporting period, and the statements represent a true and fair view of the Financial Positions of the Local Government.

The Director of Finance accepts responsibility for the integrity of these Financial Statements, the information they contain and their compliance with International Public Sector Accounting Standards (IPSAS) Accrual Accounting for all public sector entities (PSE) in Nigeria.

In my opinion, these General Purpose Financial Statements fairly reflect the financial position of Gbonyin Local Government as at the year ended 31<sup>st</sup> December, 2019.



**Hon. Motunde Fajuyi,  
Executive Chairman.**



**Mr Tunde Arowolaju  
Director of Finance.**

## **STATEMENT OF ACCOUNTING POLICIES (IPSAS 1)**

### **(i) BASIS OF PREPARATION**

The General Purpose Financial Statements have been prepared in compliance with IPSAS Accrual Accounting basis that recognizes transactions and events occurred whether expenses are paid for or not and revenue received or outstanding, and under the guidelines of Financial Memoranda in conformity with National Chart of Account (NCOA) and the Nigeria Accounting Standard Board for Public Sector Reporting.

### **(ii) BASIS OF MEASUREMENT**

The Financial Statements have been prepared on historical cost unless stated otherwise.

### **(iii) REPORTING CURRENCY**

The Financial Statements were presented in Nigerian Naira, which is the functional currency of the Local Government Council.

### **(iv) GOING CONCERN**

The Financial Statements have been prepared on a going concern basis.

### **(v) ACCOUNTING PERIOD**

The Accounting period is from 1<sup>st</sup> January to 31<sup>st</sup> December, 2019.

### **(vi) REVEUNE**

This presented both the exchange and non-exchange revenue from Internally Generated Revenue and Statutory Allocation from the Federation Account during the year.

### **(vii) EXPENDITURE**

This represented both recurrent and capital expenditure during the year.

### **(viii) NON-CURRENT ASSETS/ DEPRECIATION**

Property Plant and Equipment were recognized less accumulated depreciation.

### **(ix) BUDGET INFORMATION**

The Annual Budget was prepared on Accrual Basis. All planned costs and incomes were presented in a single statement to determine the needs of the Local Government Council.

**(x). INVESTMENT PROPERTIES**

Investment properties were measured initially at cost, including transaction costs. The carrying amount included the replacement cost of components of an existing investment property at the end time that cost was incurred if the recognition criteria were met and excluded the cost of day to day maintenance of an investment property.

**GBONYIN LOCAL GOVERNMENT, ODE-EKITI, EKITI-STATE, NIGERIA**  
**STATEMENT OF FINANCIAL POSITION FOR THE ENDED 31ST DECEMBER, 2019**

<b>2018</b>	<b>DETAILS</b>	<b>NOTES</b>	<b>2019</b>	
<b>N</b>	<b>Represented By:</b>		<b>N</b>	<b>₦</b>
	<b><u>ASSETS</u></b>			
	<b>Current Assets</b>			
91,700,656.70	Cash and Cash Equivalents	1	4,700,657.20	
-	Inventories	2	-	
-	WIP	3	-	
484,956,421.22	Receivables	4	420,768,987.27	
-	Prepayments	5	-	
<b>582,657,077.92</b>	<b>Total Current Assets</b>			<b>425,469,644.47</b>
	<b>Non-Current Assets</b>			
-	Loans Granted	6	-	-
1,000,000.00	Investments	7	1,000,000.00	-
511,350,126.44	Fixed Assets-Property, Plant & Equipment	8	508,798,822.62	-
-	Investment Property	9	-	-
-	Biological Assets	10	-	-
<b>512,350,126.44</b>	<b>Total Non-Current Assets</b>			<b>509,798,822.62</b>
<b>1,095,007,204.36</b>	<b>Total Assets</b>			<b>935,268,467.09</b>
	<b><u>LIABILITIES</u></b>			
	<b>Current Liabilities</b>			
-	Accumulated Depreciation	11	-	-
-	Loans & Debts(Short-Term)	12	-	-
-	Unremitted Deductions	13	-	-
479,956,241.66	Payables	14	420,768,987.27	-
<b>479,956,241.66</b>	<b>Total Current Liabilities</b>		<b>420,768,987.27</b>	-
	<b>Non-Current Liabilities</b>			
-	Public Funds	15	-	-
42,146,480.58	Borrowings	16	15,230,420.00	-
42,146,480.58	<b>Total Non-Current Liabilities</b>			
522,102,722.24	<b>Total Liabilities</b>			<b>435,999,407.27</b>
572,904,482.12	<b>Net Asset/Equity</b>			<b>499,269,059.82</b>
	<b>Financed By:</b>			
425,502,935.84	Reserves	17	-	447,418,816.86
-	Capital Grant	18	-	-
109,161,013.44	Net Surplus/(Deficits)	19	-	-
38,240,532.84	Accumulated Surplus/(Deficits)	20	-	51,850,242.96

<b>572,904,482.12</b>	<b>Total Net Assets/Equity</b>		<b>499,269,059.82</b>
-----------------------	--------------------------------	--	-----------------------



**GBONYIN LOCAL GOVERNMENT, ODE-EKITI, EKITI-STATE, NIGERIA**  
**STATEMENT OF FINANCIAL PERFORMANCE FOR THE YEAR ENDED 31ST DECEMBER, 2019**

2018	DETAILS	NOTES	Actual 2019
N	<u>REVENUE</u>		N
799,157,727.51	Government Share of FAAC (Statutory Revenue)	21	942,126,924.63
3,306,800.00	Tax Revenue	22	-
2,301,700.00	Non-Tax Revenue	23	7,608,900.00
-	Aid & Grants	24	-
-	Investment Income	25	-
-	Expenditure Recovery	26	-
-	Other Capital Receipts	27	-
-	Debt Forgiveness	28	-
<b>804,766,227.51</b>	<b>Total Revenue</b>		<b>949,735,824.63</b>
	<u>EXPENDITURE</u>		
624,248,510.18	Salaries & Wages	29	611,731,340.14
-	Social Contribution	30	-
-	Social Benefit	31	-
71,256,703.89	Overhead Cost	32	84,809,061.70
-	Gratuity	33	-
-	Pension Allowance	34	-
-	Stationeries	35	-
-	Impairment Charges	36	-
-	Depreciation Charges	37	25,567,506.32
-	Transfer to other Government Entities	38	310,909,490.35
-	Public Debt Charges	39	-
-	Allowance(Leave Bonus)	40	12,269,729.44
<b>695,605,214.07</b>	<b>Total Expenditure</b>		<b>1,045,287,127.95</b>
<b>109,161,013.44</b>	<b>Surplus/(Deficit) from Operating Activities for the Period</b>		
109,161,013.44	<b>Total Non-Operating Revenue/(Expenses)</b>		<b>-95,551,303.32</b>
-	<b>Non-Operating Activities</b>		
-	Gain/Loss on Disposal of Asset	41	-
-	Refunded Revenue	42	-
-	Revaluation Gain	43	-
-	<b>Net Surplus/(Deficit) from Ordinary Activities</b>		
-	<b>Surplus/(Deficit) from Ordinary Activities</b>		<b>-95,551,303.32</b>
-	Purchases/Construction of Assets	44	-
	<b>Net Surplus/(deficits) for the year</b>		<b>-95,551,303.32</b>

**GBONYIN LOCAL GOVERNMENT, ODE-EKITI, EKITI-STATE, NIGERIA**  
**STATEMENT OF CASH FLOW FOR THE YEAR ENDED 31ST DECEMBER, 2019**

2018	DETAILS	NOTES	2019	
			N	N
	<b><u>CASH FLOWS FROM OPERATING ACTIVITIES</u></b>			
	<b><u>Inflows</u></b>			
799,157,727.51	Government Share of FAAC (Statutory Revenue)	21	942,126,924.63	
3,306,800.00	Tax Revenue	22	-	
2,301,700.00	Non-Tax Revenue	23	7,608,900.00	
	Aid & Grants	24		
-	Investment Income	25	-	
-	Expenditure Recovery	26	-	
-	Other Capital Receipts	27	-	
-	Debt Forgiveness	28	-	
804,766,227.51	<b>Total inflow from operating Activities</b>			<b>949,735,824.63</b>
	<b><u>Outflows</u></b>			
642,248,510.18	Salaries & Wages	29	611,731,340.14	
-	Social Contributions	30	-	
-	Social Benefit	31	-	
71,356,703.89	Overheads Cost	32	84,809,061.70	
-	Gratuity	33	-	
-	Pension Allowance	34	-	
-	Transfer to other Government Entities	38	310,909,490.35	
-	Allowance	40	12,269,729.44	
-	Deductions	49	-	
-	Refund	50	-	
-	Inventory	51	-	
-	Loan	52	-	
695,605,214.07	<b>Total Outflow from Operating Activities</b>			<b>1,019,719,621.63</b>
109,161,013.44	<b>Net Cash Inflow/(outflow) from Operating Activities</b>			
	Net Surplus/(Deficit)			-69,983,797.00
	<b><u>CASH FLOW FROM INVESTING ACTIVITIES</u></b>			
-	Proceeds from Sale of PPE	53	-	
-	Proceeds from Sale of Investment Property	54	-	
-	Proceeds from Sales of Intangible Assets	55	-	
-	Proceeds from Sale of Investment	56	-	

-	Dividends Received	57	-	
-	<b>Total Inflow</b>		<b>0.00</b>	
-	<b>Outflows</b>		-	
49,700,889.58	Purchase/ Construction of PPE	58	<b>23,016,202.50</b>	-
	Purchase/ Construction OF Investment Property	59	-	-
-	Investment in Private Companies	60	-	-
-	Loan Granted	61	-	-
-	Purchase of Intangible Assets	62	-	-
-	Acquisition of Investment	63	-	-
<b>49,700,889.58</b>	<b>Total Outflow</b>		<b>23,016,202.50</b>	<b>-23,016,202.50</b>
<b>59,460,123.86</b>	<b>Net Cash Flow from Investing Activities</b>		-	<b>-23,016,202.50</b>
	<b><u>CASH FLOW FROM FINANCING ACTIVITIES</u></b>			
-	Capital Grant Received	64	-	-
-	Proceeds from Borrowings	65	-	-
-	<b>Total Inflow</b>		-	-
-	<b>Outflows</b>			
-	Repayment of Borrowings	66	-	-
-	Distribution of Surplus/Dividends Paid	67	-	-
-	<b>Total Outflow</b>		-	-
<b>59,460,123.86</b>	<b>Net Cash Flow from Financing Activities</b>		-	
<b>59,460,123.86</b>	<b>Net Cash Flow from all Activities</b>		-	<b>-92,999,999.50</b>
38,240,532.84	Cash and Its Equivalent as at 01/01/2019		-	97,700,656.70
<b>97,700,656.70</b>	<b>Cash and Its Equivalent as at 31/12/2019</b>	<b>1</b>	-	<b>4,700,657.20</b>

**GBONYIN LOCAL GOVERNMENT, ODE-EKITI, EKITI-STATE, NIGERIA**  
**STATEMENT OF COMPARISON OF BUDGET AND ACTUAL FOR THE YEAR ENDED 31ST**  
**DECEMBER, 2019**

2018		Notes	Actual 2019	Final Budget 2019	Variance on Final Budget
N			N	N	N
	<b><u>REVENUE</u></b>				
799,157,727.51	Government Share of FAAC (Statutory Revenue)	21	942,126,924.63	1,695,985,772.99	-44.44
3,366,800.00	Tax Revenue	22	-	900,000.00	-100.00
2,301,700.00	Non-Tax Revenue	23	7,608,900.00	19,100,000.00	-60.16
-	Aid & Grants	24	-	-	
-	Investment Income	25	-	-	
-	Expenditure Recovery	26	-	-	
-	Other Capital Receipts	27	-	-	
-	Debt Forgiveness	28	-	-	
<b>805,766,227.51</b>	<b>Total Revenue</b>		<b>949,735,824.63</b>	<b>1,715,985,772.99</b>	<b>-204.60</b>
	<b><u>EXPENDITURE</u></b>				
624,248,510.18	Salaries & Wages	29	611,731,340.14	770,038,877.91	20.56
-	Social Contribution	30	-	-	
-	Social Benefit	31		-	
71,256,703.89	Overhead Cost	32	84,809,061.70	169,749,456.18	50.04
-	Gratuity	33	-	-	
-	Pension Allowance	34	-	130,000,000.00	100.00
-	Stationeries	35	-	4,670,000.00	100.00
-	Impairment Charges	36	-	-	
-	Purchase of Assets	37	23,016,202.50	-	-100.00
-	Transfer to other Government Entities	38	310,909,490.35	-	
-	Public Debt Charges	39	-	-	
-	Allowance(Leave Bonus)	40	12,269,729.44	190,097,874.51	93.55
<b>695,605,214.07</b>	<b>Total Expenditure</b>		<b>1,042,735,824.13</b>	<b>1,264,556,208.60</b>	<b>264.15</b>
	<b>Surplus /(Deficit) for the year</b>		<b>-92,999,999.50</b>	<b>451,429,564.39</b>	<b>-48.47</b>

**GBONYIN LOCAL GOVERNMENT, ODE-EKITI, EKITI-STATE, NIGERIA**  
**STATEMENT OF CHANGES IN NET ASSETS/EQUITY FOR THE YEAR ENDED 31ST DECEMBER, 2019**

<b>S/N</b>	<b>NARATION</b>	<b>ACCUMULATED SURPLUS/DEFICIT (N)</b>	<b>RESERVES (N)</b>	<b>CAPITAL GRANT (N)</b>	<b>TOTAL (N)</b>
1	Opening Balance (1/1/19)	147,401,546.28	425,502,935.84	-	572,904,482.12
2	Surplus for the year	-95,551,303.32	-	-	-95,551,303.32
3	Adjustment	-	21,915,881.02	-	21,915,881.02
	<b>Closing Balance 31/12/19</b>	<b>51,850,242.96</b>	<b>447,418,816.86</b>	<b>-</b>	<b>499,269,059.82</b>

**NOTE 1****CASH AND CASH EQUIVALENTS FOR THE YEAR 2019**

<b>S/N</b>	<b>BANK</b>	<b>ACCOUNT NAME</b>	<b>ACCOUN NO</b>	<b>AMOUNT (N)</b>
1	UBA PLC	IGR	1014549383	1,802,925.28
2	UBA PLC	PROJECT	1000706103	79,574.04
3	UBA	MAIN	100003570693	768,164.91
4	UBA	SALARY	1000709496	1,995,936.55
5	UBA	AGRIC	1016992718	14,035.42
6	FIDELIT	PROJECT	5030026560	40,021.00
	<b>TOTAL</b>			<b>4,700,657.20</b>

**NOTE 4****RECEIVABLES**

<b>S/N</b>	<b>DETAILS</b>	<b>AMOUNT (N)</b>
1	Salary Arrears	296,500,420.33
2	Outstanding Leave Bonus	124,268,566.94
	<b>Total</b>	<b>420,768,987.27</b>

**NOTE 7**

Investments

N1,000,000.00

**NOTE 8, 37 & 58**

**VALUATION OF PROPERTY, PLANT AND EQUIPMENT**

Valuation at 31 <sup>st</sup> December, 2018	511,350,126.44
Less: 5% depreciation Note 37	-
Valuation as at 1/1/2019	<b><u>25,567,506.32</u></b>
	<b>485,782,620.12</b>

**Add:**

Additional Capital Plant and Equipment for the  
year 2019 (31/12/19)

23,016,202.50

TOTAL

**508,798,822.62**

=====

**NOTE 14**

**PAYABLES FOR 2019**

<b>S/N</b>	<b>DETAILS</b>	<b>AMOUNT (N)</b>
1	Outstanding salary	296,500,420.33
2	Outstanding Leave Bonus	124,268,566.94
	Total	<b>420,768,987.27</b>

**NOTE 16**

Borrowings

N15,230,420.00

**NOTE 21****STATUTORY ALLOCATION:**

<b>S/N</b>	<b>MONTH ALLOCATION</b>	<b>AMOUNT (N)</b>
1	JANUARY 2019	81,435,345.82
2	FEBRUARY 2019	81,140,152.58
3	MARCH 2019	75,384,400.21
4	APRIL 2019	77,289,717.02
5	MAY 2019	72,914,919.28
6	JUNE 2019	74,149,720.63
7	JULY 2019	82,984,306.78
8	AUGUST 2019	87,713,069.72
9	SEPTMBER 2019	81,181,618.73
10	OCTOBER 2019	86,379,252.41
11	NOVEMBER 2019	70,588,542.29
12	DECEMBER 2019	70,965,879.16
	<b>TOTAL</b>	<b>942,126,924.63</b>



**NOTE 23****NON-TAX REVENUE FOR 2019**

<b>S/N</b>	<b>PARTICULAR</b>	<b>HEAD</b>	<b>AMOUNT (N)</b>
1	Local Government Identification	12070103	1,607,600.00
2	Market Tolls	12020105	1,159,650.00
3	Lock up shop	12020104	856,100.00
4	Hawking permit	12020120	687,650.00
5	Loading permit	12020102	700,000.00
6	Marriage Registration Fees	12020418	1,090,000.00
7	Tenement Rate	12020449	425,500.00
8	Flat Rate	12020123	140,600.00
9	Birth Certificate	12020443	226,400.00
10	Rent on Local Government Tax Levy	12020801	130,000.00
11	Expenditure Recovery	12020102	38,000.00
12	Reg. on Social Organization	12020204	20,000.00
13	Tenement Rate MTN	12020449	240,000.00
14	Sales on Agric Products	12020609	207,000.00
15	Sales on Consulting Reg.	12020607	5,000.00
16	Local Government Tax Levy	10220103	38,600.00
17	Trade Permit	12020116	27,000.00
18	Liquor license fees	12020131	9,500.00
	<b>Total</b>		<b>7,608,900.00</b>

**NOTE 29****PERSONNEL COST:**

<b>MONTH</b>	<b>STAFF SALARY (N)</b>	<b>POLITICAL SALARY (N)</b>	<b>PALACE SALARY (N)</b>	<b>MID WIFE SALARY (N)</b>
JANUARY 2019	48,849,209.43	-	691,418.46	90,000.00
FEBRUARY 2019	40,308,5-7.41	6,872,139.12	697,678.00	90,000.00
MARCH 2019	49,449,271.03	-	697,678.39	90,000.00
APRIL 2019	49,378,915.10	-	697,678.39	30,000.00
MAY 2019	49,378,915.10	-	697,678.39	30,000.00
JUNE 2019	49,378,915.10	-	583,549.58	30,000.00
JULY 2019	48,682,284.74	2,604,265.86	583,549.58	30,000.00
AUGUST 2019	50,497,422.84	5,208,531.72	436,650.83	30,000.00
SEPTEMBER	50,497,422.84	5,208,531.72	436,650.83	30,000.00
2019	51,639,515.47	5,374,551.72	658,187.93	30,000.00
OCTOBER 2019	36,271,990.08	5,623,531.72	658,187.93	30,000.00
NOVEMBER 2019	35,038,890.14	4,431,426.76	658,187.93	30,000.00
DECEMBER 2019				
<b>TOTAL</b>	<b>568,371,262.28</b>	<b>35,322,981.62</b>	<b>7,497,096.24</b>	<b>540,000.00</b>

**SUM TOTAL:**

568,371,262.28+35,322,981.62+7,497,096.24+540,000.00 =**611,731,340.14**

**NOTE 32****OVERHEAD COST:**

<b>S/N</b>	<b>PARTICULAR</b>	<b>CODES</b>	<b>AMOUNT (N)</b>
1	Transport and Travelling	220201	2,577,955.00
2	Material and supplies	220203	3,465,00.00
3	Maintenance service general	220204	1,408,400.00
4	Consulting and Professional service general	220207	1,150,000.00
5	Grant and contribution general	220401	1,825,000.00
6	Training general	220205	2,091,875.00
7	Miscellaneous expenses	220204	21,021,941.73
8	Other services	220206	27,390,680.13
9	Fuelling and lubricant	220208	411,000.00
10	Financial charges	220209	67,209.84
11	Traditional Council		200,000.00
	Total		<b>84,809,061.70</b>

**NOTE 38****TRANSFER TO OTHER GOVERNMENT ENTITIES**

N

SUBEB PRIMARY SCHOOL TEACHER'S SALARY

310,909,490.35

**NOTE 40**

LEAVE BONUS ALLOWANCE

12,269,729.44

**NOTE 58****PURCHASE OF PP & E FOR 2019**

<b>S/N</b>	<b>CODE</b>	<b>PARTICULAR</b>	<b>AMOUNT (N)</b>
1	03151012	Infrastructural and Industrial Development	1,202,000.00
2	00030106	Societal Re-Orientation	30,000.00
3	03115101	Social Security/Investment	990,000.00
4	23030103	Office furniture and vehicle	2,700,902.50
5	23030104	Rehabilitation of Roads	7,787,000.00
6	2308411	Environmental sanitation Equipment	350,000.00
7	23030102	Construction/provision of security Equipment	800,000.00
8	23030101	Rehabilitation of Local Government building	8,676,300.00
9	01004210	Health Equipment	300,000.00
10	23030121	Renovation of market	180,000.00
		<b>Total</b>	<b>23,016,202.50</b>

**REPORT**

**OF THE**

**AUDITOR-GENERAL FOR LOCAL**

**GOVERNMENTS**

**ON THE ACCOUNTS OF IDO/OSI LOCAL**

**GOVERNMENT,**

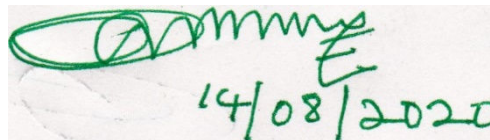
**IDO-EKITI,**

**FOR THE YEAR ENDED,**

**31ST DECEMBER, 2019.**

## **AUDIT CERTIFICATE**

I have examined the General Purpose Financial Statements of Ido/Osi Local Government as at 31<sup>st</sup> December, 2019 in accordance with Sections 123(2) of the Constitution of the Federal Republic of Nigeria 1989; 316(1) of the Constitution of the Federal Republic of Nigeria 1999, 32 (2) of the Local Government Administration Law No 2 of 1999, and section 26(2) of Ekiti State Audit Law 2014. The audit was conducted in compliance with International Standards on Auditing (ISA) and International Organisation of Supreme Audit Institutions (INTOSAI) Auditing Standards. The Financial Statements were prepared in line with IPSAS Accrual. I have obtained information and explanations that I required for my audit. In my opinion, the General Purpose Financial Statements and the supporting Accounts and Statements give a true and fair view of the Local Government as at 31<sup>st</sup> December, 2019 subject to the observations in this report.



**A.K. Fasakin, CNA, CFIP.**  
**Auditor-General for Local Governments,**  
**Ekiti State.**  
**FRC/2014/ANAN/00000010278**

**REPORT OF THE AUDITOR GENERAL FOR LOCAL GOVERNMENTS ON THE  
ACCOUNTS OF IDO/OSI LOCAL GOVERNMENT, IDO-EKITI FOR THE YEAR  
ENDED 31<sup>ST</sup> DECEMBER, 2019.**

The General Purpose Financial Statements of Ido/Osi Local Government have been examined in accordance with sections 123(2) and 316 of the Constitution of the Federal Republic of Nigeria, 1989 and 1999 respectively Section 26(2) of Ekiti State Audit Law 2014 and Section 32(2) of the Local Government Administration Law No 2 of 1999. The General Purpose Financial Statements were correct subject to the comments in this report and the existence of the Assets have also been substantiated.

**2. STATEMENT OF FINANCIAL RESPONSIBILITY**

It is the responsibility of Director of Finance of Irepodun/Ifelodun Local Government to prepare and present the General purpose Financial Statements to the Auditor-General in accordance with the provisions of the Constitutions of the Federal Republic of Nigeria within 90 days after the expiration of the financial year.

This section was grossly violated by the Local Government as its account was presented on 29<sup>th</sup> April, 2020, almost a month behind schedule.

**3. STATEMENT OF RESPONSIBILITY OF AUDITOR-GENERAL**

It is my responsibility to form an independent opinion, based on General Purpose Financial Statements and accompanying Accounts prepared and submitted to me by the Director of Finance of the Local Government and to report thereupon in consonance with the Constitution of the Federal Republic of Nigeria.

**4. RESPONSIBILITY OF THE PUBLIC ACCOUNTS COMMITTEE (PAC)**

It is the responsibility of the Public Accounts Committee of the State House of Assembly to review the Auditor-General's Report with a view to ensuring enforcement of the recommendations made and impose sanctions where necessary.

## 5. **BASIS OF OPINION**

The Audit was conducted in compliance with International Standards on Auditing (ISA) and Generally Accepted Public Sector and INTOSAI Auditing Standards.

These standards require that I comply with ethical requirements, plan and perform the audit to obtain reasonable assurance that the financial statements are free from material misstatements whether due to fraud or error. I also evaluated the overall adequacy of the presentation of information in the financial statements.

In the course of the Audit, I have obtained all the information and explanation that to the best of my knowledge and belief were necessary for the purpose of audit and I believe that the audit evidence I obtained is sufficient and appropriate to provide a basis for independent opinion.

## 6. **OPINION**

In my opinion, the Financial Statements which included Statement of Financial Position, Statement of Financial Performance, Statement of Cash Flow, Statement of Comparison of Budget and Actual and Statement of Changes in Net Assets/Equity as at 31<sup>st</sup> December, 2019 with supporting notes, give a true and fair view of the State of Affairs And Financial Positions of the Local Governments for the fiscal year ended on that date subject to the observations and comments in the other parts of this report.

## 7. **BUDGET OVERVIEW AND PERFORMANCE**

Statement of Comparison for Budget Estimates and Actual Performance for the year ended 31<sup>st</sup> December, 2019 prepared and presented though in compliance with IPSAS accrual showed the following shortfalls:

- i. The estimate made for Revenue in the 2019 budget recorded a low performance. An estimate was made for **N2,034,694,833.76**, while actual Revenue recorded stood at **N772,772,347.48**. This is about **37.98%** performance. Equally, the IGR of **N6,615,900.00** represents only 0.86% of the total Revenue for the



period, meaning the Local Government relied unduly on the Statutory allocation for survival.

- ii. The sum of **N1,218,563,089.48** only was budgeted for expenditure but only **N775,003,174.24** was actually incurred, resulting to saving of **N443,559,915.24** for the period.

## 8. REVENUE ACCOUNT

A total sum of **N772,772,347.48** was earned as total Revenue as at 31<sup>st</sup> December, 2019 out of which only **0.86%- N6,615,900.00** was generated as IGR, which showed that the Local Government solely depends on the Statutory allocation.

On the basis of comparison, the IGR for the current year recorded a deficit of **4.60%** over that of previous year. Details of this is contained in the statement of Budget Comparison for the year 2019.

## 9. AUTHORITY FOR EXPENDITURE

All expenditure shown in the statement of actual expenditure for the year have been authorized as provided for by section 22(i) of the Local Government Administration Law 1999 with the exceptions of paragraph 6 of this report.

## 10. EXPENDITURE CONTRARY TO LAW

The following expenditure appear to be contrary to law.

s/N	QUERY NO	SUBJECT	AMOUNT
1	AQ/IDLG/01/2019	Unproduced Revenue Earning Receipts	Various
2	AQ/IDLG/02/2019	Nugatory payments	2,205,498.89
3	AQ/IDLG/03/2019	Unaudited payment vouchers	421,500.00
4	AQ/IDLG/04/2019	Unreceipted / unretired vouchers	979,500.00
5	AQ/IDLG/05/2019	Unproduced payment vouchers	2,752,936.00

6	AQ/IDLG/06/2019	Expenditure contrary to regulations	1,386,300.00
7	AQ/IDLG/07/2019	Unreasonable expenditures	250,000.00
8	AQ/IDLG/08/2019	Items not taken on store ledger charge	710,300.00
9	AQ/IDLG/09/2019	Unretired Security Vote	24,000,000.00
		<b>Total</b>	<b>37,706,034.89</b>

#### 11. **STATEMENTS OF ASSETS AND LIABILITIES**

The statements of Assets and Liabilities were correct and existence of the Assets have been substantiated.

12. **DISALLOWANCE** Allowance has been reserved in respect of the expenditure detailed in paragraph 6 of this report pending a satisfactory explanations or the sanction of the State House of Assembly.

#### 13. **STATE OF ACCOUNT**

The Accounts of Ido/Osi Local Government have been examined up to 31<sup>st</sup> December, 2019 and detailed observations have been forwarded to the Director of Administration, Ido/Osi Local Government, Ido-Ekiti. Particular attention is required to the followings:

- (i) Attendance to Audit Query
- (ii) Inventory Register/Cards
- (iii) Internally Generated Revenue
- (iv) Discrepancy between the Local Government receipts and JAAC release
- (v) Capital Projects

#### 14. **OUTSTANDING MATTERS FROM PREVIOUS REPORTS**

The following matters remained outstanding in my previous reports.

**(A) (i) LOSS OF FUND INVOLVING MR AJAYI OLUBAYO AND MR VICTOR OGUNJE  
IN 2015**

Amounts involved (₦)	Amount recovered (₦)	Outstanding balance	Remark
1,907,357.48	300,000.00	1,607,357.48	Not yet recovered

ii)	Outstanding bills of MTN, Airtel and Glo (2015)	600,000.00
iii)	Doubtful expenses (Query No 14) 2015	110,000.00
iv)	Doubtful/Nugatory payment (Query No 13) 2015	1,260,000.00
v)	Difference in JAAC releases (2018)	75,542,573.36

**(B) AUDIT QUERIES 2015**

1. QUERY NO 13	Doubtful Nugatory Payments	₦1,260,000.00
2. QUERY NO 14	Doubtful Expenses	₦110,000.00

**(C) AUDIT QUERIES 2016**

1. AQ/IDLG/01/2016	Expenditure Regulation	₦250,000.00
--------------------	------------------------	-------------

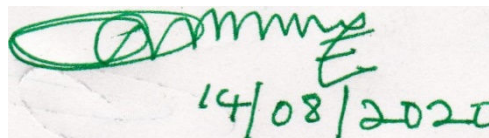
**(D) AUDIT QUERIES 2017**

(1) AQ/IDLG/05/2017	Unproduced payment vouchers	₦4,500,000.00
(2) AQ/IDLG/09/2017	Nugatory Payment II	₦3,000,000.00
(3) AQ/IDLG/04/2017	Doubtful Payment	₦1,473,476.19

**(E) AUDIT QUERIES**

**(a) AUDIT QURIES 2018**

(1) AQ/IDLG/01/18	Expenditure contrary to Financial Regulation	₦1,635,000.00
(2) AQ/IDLG/06/18	Nugatory Payment	₦1,250,000.00



**A.K. Fasakin, CNA, CFIP.  
Auditor-General for Local Governments,  
Ekiti State.**

**FRC/2014/ANAN/00000010278**

**REPORT OF THE AUDITOR GENERAL FOR LOCAL GOVERNMENTS ON THE  
ACCOUNTS OF IDO/OSI LOCAL GOVERNMENT, IDO-EKITI FOR THE YEAR  
ENDED 31<sup>ST</sup> DECEMBER, 2019.**

**1. RESPONSIBILITY FOR FINANCIAL STATEMENTS**

The Financial Statements have been prepared by the Director of Finance Ido/Osi Local Government based on the available records and in compliance with the IPSAS Accrual Accounting for all Public Sectors Entities (PSE) in Nigeria.

To the best of our knowledge, the system of internal control had operated adequately throughout the reporting period, and the statements represent a true and fair view of the Financial Positions of the Local Government.

The Director of Finance accepts responsibility for the integrity of these Financial Statements, the information they contain and their compliance with International Public Sector Accounting Standards (IPSAS) Accrual Accounting for all public sector entities (PSE) in Nigeria.

In my opinion, these General Purpose Financial Statements fairly reflect the financial position of Ido/Osi Local Government as at the year ended 31<sup>st</sup> December, 2019.



**Hon. Motunde Fajuyi,  
Executive Chairman.**



**Mr Agbaje S.A.  
Director of Finance.**

## **STATEMENT OF ACCOUNTING POLICIES (IPSAS 1)**

### **(i) BASIS OF PREPARATION**

The General Purpose Financial Statements have been prepared in compliance with IPSAS Accrual Accounting basis that recognizes transactions and events occurred whether expenses are paid for or not and revenue received or outstanding, and under the guidelines of Financial Memoranda in conformity with National Chart of Account (NCOA) and the Nigeria Accounting Standard Board for Public Sector Reporting.

### **(ii) BASIS OF MEASUREMENT**

The Financial Statements have been prepared on historical cost unless stated otherwise.

### **(iii) REPORTING CURRENCY**

The Financial Statements were presented in Nigerian Naira, which is the functional currency of the Local Government Council.

### **(iv) GOING CONCERN**

The Financial Statements have been prepared on a going concern basis.

### **(v) ACCOUNTING PERIOD**

The Accounting period is from 1<sup>st</sup> January to 31<sup>st</sup> December, 2019.

### **(vi) REVEUNE**

This presented both the exchange and non-exchange revenue from Internally Generated Revenue and Statutory Allocation from the Federation Account during the year.

### **(vii) EXPENDITURE**

This represented both recurrent and capital expenditure during the year.

### **(viii) NON-CURRENT ASSETS/ DEPRECIATION**

Property Plant and Equipment were recognized less accumulated depreciation.

### **(ix) BUDGET INFORMATION**

The Annual Budget was prepared on Accrual Basis. All planned costs and incomes were presented in a single statement to determine the needs of the Local Government Council.

**(x). INVESTMENT PROPERTIES**

Investment properties were measured initially at cost, including transaction costs. The carrying amount included the replacement cost of components of an existing investment property at the end time that cost was incurred if the recognition criteria were met and excluded the cost of day to day maintenance of an investment property.

**IDO/OSI LOCAL GOVERNMENT, IDO-EKITI, EKITI STATE, NIGERIA**  
**STATEMENT OF FINANCIAL POSITION FOR THE YEAR ENDED 31ST DECEMBER, 2019**

<b>2018</b>	<b>DETAILS</b>	<b>NOTES</b>	<b>2019</b>	
<b>N</b>	<b>Represented By:</b>		<b>N</b>	<b>N</b>
	<b><u>ASSETS</u></b>			
	<b>Current Assets</b>			
27,313,338.24	Cash and Cash Equivalents	1	25,082,512.08	-
1,855,322.00	Inventories	2	1,220,322.00	-
-	WIP	3	-	-
407,309,749.39	Receivables	4	810,346,822.79	-
	Prepayments	5	-	-
<b>436,478,410.23</b>	<b>Total Current Assets</b>			<b>836,649,656.87</b>
	<b>Non-Current Assets</b>			
-	Loans Granted	6	-	-
1,650,000.00	Investments	7	1,650,000.00	-
1,217,931,907.50	Fixed Assets-Property, Plant & Equipment	8	1,180,813,114.41	-
203,015,440.00	Investment Property	9	201,595,228.34	-
-	Biological Assets	10	-	-
<b>1,422,597,347.50</b>	<b>Total Non-Current Assets</b>			<b>1,384,058,342.75</b>
<b>1,859,075,757.73</b>	<b>Total Assets</b>			<b>2,220,707,999.62</b>
	<b><u>LIABILITIES</u></b>			
	<b>Current Liabilities</b>			
-	Accumulated Depreciation	11	-	-
-	Loans & Debts(Short-Term)	12	-	-
19,595,906.50	Unremitted Deductions	13	23,411,180.47	-
1,354,060,518.07	Payables	14	1,458,258,987.22	-
<b>1,373,656,419.57</b>	<b>Total Current Liabilities</b>		<b>1,481,670,167.69</b>	-
	<b>Non-Current Liabilities</b>			-
-	Public Funds	15	-	-
-	Borrowings	16	-	-
-	<b>Total Non-Current Liabilities</b>			
1,373,656,419.57	<b>Total Liabilities</b>			<b>1,481,670,167.69</b>
485,419,338.16	<b>Net Asset/Equity</b>			<b>739,037,831.99</b>
	<b>Financed By:</b>			
488,432,151.37	Reserves	17		<b>759,295,265.05</b>

-	Capital Grant	18	-	-
-99,263,237.46	Net Surpluses/(Deficits)	19		-
96,250,424.25	Accumulated Surplus/(Deficits)	20		-20,257,433.06
<b>485,419,338.16</b>	<b>Total Net Assets/Equity</b>			<b>739,037,831.99</b>



**IDO/OSI LOCAL GOVERNMENT, IDO-EKITI, EKITI STATE, NIGERIA**  
**STATEMENT OF FINANCIAL PERFORMANCE FOR THE YEAR ENDED 31ST DECEMBER, 2019**

2018	DETAILS	NOTES	Actual 2019
N	<u>REVENUE</u>		N
904,845,281.16	Government Share of FAAC (Statutory Revenue)	21	766,156,447.48
963,655.81	Tax Revenue	22	1,007,385.00
5,361,200.00	Non-Tax Revenue	23	4,029,540.00
	Aid & Grants	24	-
1,144,200.00	Investment Income	25	1,578,975.00
-	Expenditure Recovery	26	-
-	Other Capital Receipts	27	-
-	Debt Forgiveness	28	-
<b>912,314,366.97</b>	<b>Total Revenue</b>		<b>772,772,347.48</b>
	<u>EXPENDITURE</u>		
770,341,043.05	Salaries & Wages	29	668,647,705.96
-	Social Contribution	30	-
-	Social Benefit	31	-
65,117,233.88	Overhead Cost	32	75,000,000.00
-	Gratuity	33	-
-	Pension Allowance	34	-
--	Stationeries	35	-
-	Impairment Charges	36	-
176,119,327.75	Depreciation Charges	37	46,369,261.37
-	Transfer to other Government Entities	38	-
-	Public Debt Charges	39	-
-	Allowance(Leave Bonus)	40	-
<b>1,011,577,604.43</b>	<b>Total Expenditure</b>		<b>790,016,967.33</b>
<b>-99,263,237.46</b>	<b>Surplus/(Deficit) from Operating Activities for the Period</b>		<b>-17,244,619.85</b>
-	<b>Total Non-Operating Revenue/(Expenses)</b>		-
-	<b>Non-Operating Activities</b>		-
-	Gain/Loss on Disposal of Asset	41	-
-	Refunded Revenue	42	-
-	Revaluation Gain	43	-
-	<b>Net Surplus/(Deficit) from Ordinary Activities</b>		<b>-17,244,619.85</b>
-	<b>Surplus/(Deficit) from Ordinary Activities</b>		
-	Purchases/Construction of Assets	44	
	Minority Interest Share of Surplus/(Deficits)	45	-
<b>-99,263,237.46</b>	<b>Net Surplus/(Deficit) for the year</b>		<b>-17,244,619.85</b>

**IDO/OSI LOCAL GOVERNMENT, IDO-EKITI, EKITI STATE, NIGERIA**  
**STATEMENT OF CASH FLOW FOR THE YEAR ENDED 31ST DECEMBER, 2019**

2018	DETAILS	NOTES	2019	
			N	N
	<b><u>CASH FLOWS FROM OPERATING ACTIVITIES</u></b>			
	<b><u>Inflows</u></b>			
904,845,281.16	Government Share of FAAC (Statutory Revenue)	21	766,156,447.48	-
963,685.81	Tax Revenue	22	1,007,385.00	-
5,361,200.00	Non-Tax Revenue	23	4,029,540.00	-
	Aid & Grants	24		
1,114,200.00	Investment Income	25	1,578,975.00	-
-	Expenditure Recovery	26	-	-
-	Other Capital Receipts	27	-	-
-	Debt Forgiveness	28	-	-
912,314,366.97	<b>Total inflow from operating Activities</b>			<b>772,772,347.48</b>
	<b><u>Outflows</u></b>			
770,341,041.05	Salaries & Wages	29	668,647,705.96	-
-	Social Contributions	30	-	-
-	Social Benefit	31	-	-
65,117,233.88	Overheads Cost	32	75,000,000.00	-
-	Gratuity	33	-	-
-	Pension Allowance	34	--	-
-	Transfer to other Government Entities	38	-	-
-	Allowance	40	-	-
-	Deductions	49	-	-
-	Refund	50	-	-
-	Inventory	51	-	-
-	Loan	52	-	-
835,458,276.93	<b>Total Outflow from Operating Activities</b>			<b>743,647,705.96</b>
76,856,090.04	<b>Net Cash Inflow/(outflow) from Operating Activities</b>			<b>29,124,641.52</b>
	<b><u>CASH FLOW FROM INVESTING ACTIVITIES</u></b>			
-	Proceeds from Sale of PPE	53	-	-
-	Proceeds from Sale of Investment Property	54	-	-
-	Proceeds from Sales of Intangible Assets	55	-	-

-	Proceeds from Sale of Investment	56	-	-
-	Dividends Received	57	-	-
-	<b>Total Inflow</b>		<b>0.00</b>	-
	<b>Outflows</b>			
57,794,556.77	Purchase/ Construction of PPE	58	<b>31,355,468.28</b>	-
	Purchase/ Construction OF Investment Property	59	-	-
	Investment in Private Companies	60	-	-
	Loan Granted	61	-	-
	Purchase of Intangible Assets	62	-	-
	Acquisition of Investment	63	-	-
<b>57,794,556.77</b>	<b>Total Outflow</b>		<b>0</b>	<b>-31,355,468.28</b>
<b>19,061,533.27</b>	<b>Net Cash Flow from Investing Activities</b>		<b>-</b>	<b>-31,355,468.28</b>
	<b><u>CASH FLOW FROM FINANCING ACTIVITIES</u></b>			-
	Capital Grant Received	64	-	-
	Proceeds from Borrowings	65	-	-
	<b>Total Inflow</b>		-	-
	<b>Outflows</b>			-
	Repayment of Borrowings	66	-	-
	Distribution of Surplus/Dividends Paid	67	-	-
	<b>Total Outflow</b>		-	-
	<b>Net Cash Flow from Financing Activities</b>		-	
<b>19,061,533.27</b>	<b>Net Cash Flow from all Activities</b>		-	<b>-2,230,826.76</b>
8,251,805.57	Cash and Its Equivalent as at 01/01/2019		-	27,313,338.84
<b>27,313,338.84</b>	<b>Cash and Its Equivalent as at 31/12/2019</b>	<b>1</b>	-	<b>25,082,512.08</b>

**IDO/OSI LOCAL GOVERNMENT, IDO-EKITI, EKITI STATE, NIGERIA**  
**STATEMENT OF COMPARISON OF BUDGET AND ACTUAL FOR THE YEAR ENDED 31ST**  
**DECEMBER, 2019**

2018		Notes	Actual 2019	Final Budget 2019	Variance on Final Budget
N			N	N	N
	<b><u>REVENUE</u></b>				
904,845,281.16	Government Share of FAAC (Statutory Revenue)	21	766,156,447.48	2,009,694,833.76	-61.88
963,655.81	Tax Revenue	22	1,007,385.00	3,140,000.00	-67.92
5,361,200.00	Non-Tax Revenue	23	4,029,540.00	17,130,000.00	-76.48
-	Aid & Grants	24	-	-	-
1,144,200.00	Investment Income	25	1,578,975.00	4,730,000.00	-66.62
-	Expenditure Recovery	26	-	-	-
-	Other Capital Receipts	27	-	-	-
-	Debt Forgiveness	28	-	-	-
<b>912,314,366.97</b>	<b>Total Revenue</b>		<b>772,772,347.48</b>	<b>2,034,694,833.76</b>	<b>-272.89</b>
	<b><u>EXPENDITURE</u></b>				
770,341,043.05	Salaries & Wages	29	668,647,705.96	1,093,563,089.48	38.86
-	Social Contribution	30	-	-	-
-	Social Benefit	31	-	-	-
65,117,233.88	Overhead Cost	32	75,000,000.00	125,000,000.00	40.00
-	Gratuity	33	-	-	-
-	Pension Allowance	34	-	-	-
-	Stationeries	35	-	-	-
-	Impairment Charges	36	-	-	-
	Purchase of Assets	37	31,355,468.28	-	100.00
-	Transfer to other Government Entities	38	-	-	-
-	Public Debt Charges	39	-	-	-
-	Allowance(Leave Bonus)	40	-	-	-
<b>1,011,577,604.43</b>	<b>Total Expenditure</b>		<b>775,003,174.24</b>	<b>1,218,563,089.48</b>	<b>78.86</b>
-3,012,813.21	<b>Accumulated Surplus/(Deficit) 31/12/2019</b>		<b>-2,230,826.76</b>	<b>816,131,744.28</b>	<b>-251.75</b>

**IDO/OSI LOCAL GOVERNMENT, IDO-EKITI, EKITI STATE, NIGERIA**

**STATEMENT OF CHANGES IN NET ASSETS/EQUITY FOR THE YEAR ENDED 31<sup>ST</sup> DECEMBER, 2019**

<b>S/N</b>	<b>NARRATION</b>	<b>ACCUMULATED SURPLUS/DEFICIT (N)</b>	<b>RESERVES (N)</b>	<b>CAPITAL GRANT (N)</b>	<b>TOTAL (N)</b>
1	Opening Balance (1/1/19)	-3,012,813.21	488,432,151.37	-	485,419,338.16
2	Surplus for the year	-17,244,619.85	-	-	-17,244,619.85
3	Grant for the year	-	-	-	-
4	Adjustment	-	270,863,113.68	-	270,863,113.68
	<b>Closing Balance 31/12/19</b>	<b>-20,257,433.06</b>	<b>759,295,265.05</b>	<b>-</b>	<b>739,037,831.99</b>

**NOTE 1****CASH AND CASH EQUIVALENTS FOR THE YEAR 2019**

<b>S/N</b>	<b>BANK</b>	<b>ACCOUNT NAME</b>	<b>ACCOUN NO</b>	<b>AMOUNT (N)</b>
1	FIRST BANK	SALARY	2008656902	6,336,203.21
2	"	CAPITAL	2006289472	7,000,943.50
3	"	MAIN ACCOUNT	2008714192	2,000,943.50
4	ZENITH BANK	SALARY	1016251747	554,541.04
5	"	MAIN ACCOUNT	1016251709	2,545,134.75
6	"	CAPITAL	1016251723	6,489,159.14
7	"	N/A	1016251780	-3,540.08
8	POLARIS BANK	IGR	1750029041	159,127.02
	TOTAL			<b>25,082,512.08</b>

**NOTE 2****INVENTORIES**

<b>S/N</b>	<b>DETAILS</b>	<b>AMOUNT (N)</b>
1	Store	1,220,322.00

**NOTE 4****RECEIVABLES**

<b>S/N</b>	<b>DETAILS</b>	<b>AMOUNT (N)</b>
1	Staff Salaries	330,290,591.70
2	Political Office Holders	82,411,366.17
3	Palace Staff	9,848,807.40
4	Leave Bonus	126,967,557.23
5	Mid wives	900,000.00
6	Local Government IGR Outstanding	420,000.00
7	Furniture Allowance	688,708.30
8	Former Political Office Holders	258,819,791.99
	<b>Total</b>	<b>810,346,822.79</b>

**NOTE 7****INVESTMENT IN SECURITY**

<b>S/N</b>	<b>DETAILS</b>	<b>AMOUNT (N)</b>
1	Investment in share at Wema Bank	1,000,000.00
2	Investment Share at Heritage Bank	650,000.00
	<b>Total</b>	<b>1,650,000.00</b>

**PROPERTY, PLANT & EQUIPMENT**

<b>FISXED ASSETS – PPE</b>	<b>20% VEHICLES &amp; MACHINERIES</b>	<b>2% LAND &amp; BUILDING</b>	<b>15% AGRIC EQUIPMENT</b>	<b>15% FURNITURE &amp; FITTINGS</b>	<b>TOTAL (N)</b>
Opening Balance 1/1/2019	1,119,375,637.73	53,895,165.10	40,001,979.67	4,649,125.00	1,217,931,907.50
Additions	-	-	-	31,355,468.28	31,355,468.28
Cost as at 31/12/19	<b>1,119,375,637.73</b>	<b>53,895,165.10</b>	<b>40,011,979.67</b>	<b>36,004,593.28</b>	<b>1,249,287,375.78</b>
Dep. As at 31/12/18	22,105,000.00	-	-	-	22,105,000.00
Dep. For the year	22,387,512.75	10,779,033.02	6,001,796.95	7,200,918.65	46,369,261.37
Account dep. 31/12/19	<b>44,492,512.75</b>	<b>10,779,033.02</b>	<b>6,001,796.95</b>	<b>7,200,918.65</b>	<b>68,474,261.37</b>
NBV 31/12/19	<b>1,074,883,124.98</b>	<b>43,116,132.08</b>	<b>34,010,182.72</b>	<b>28,803,674.63</b>	<b>1,180,813,114.41</b>



**NOTE 9****INVESTMENT PROPERTY**

<b>S/N</b>	<b>DETAILS</b>	<b>AMOUNT (N)</b>
1	Lock up shop	107,561,270.00
2	Open market stalls	15,530,158.34
3	Poultry pen	4,590,000.00
4	Fayose Market shops	3,304,800.00
5	Irewolede Estate	25,704,000.00
6	Teak plantation	10,200,000.00
7	Neighborhood market	37,600,000.00
		<b>204,490,228.34</b>
	Current Depreciation (N 37B)	2,895,000.00
	MBV	<b>201,595,228.34</b>

**NOTE 13****UNREMITTED DEDUCTION**

<b>S/N</b>	<b>DETAILS</b>	<b>AMOUNT (N)</b>
1	VAT	8,350,905.34
2	WHT	15,060,275.13
	<b>TOTAL</b>	<b>23,411,180.47</b>

**NOTE 14****PAYABLES**

<b>S/N</b>	<b>DETAILS</b>	<b>AMOUNT (N)</b>
1	Staff Salaries	330,290,591.70
2	PHO Salaries and allowances	82,411,366.17
3	Leave Bonus	126,967,557.23
4	Mid Wives	900,000.00
5	Palace staff	9,848,807.40
6	Former Political Office Holders	258,819,791.99
7	Utility (BEDC)	3,924,730.00
8	Outstanding Contracted Obligation	612,418,526.09
9	Outstanding Claims	32,677,616.64
	<b>Total</b>	<b>1,458,258,987.22</b>

**NOTE 21****SHARE OF STATUTORY ALLOCATION**

<b>S/N</b>	<b>MONTH</b>	<b>AMOUNT (N)</b>
1	JANUARY	58,989,307.27
2	FEBRUARY	64,935,976.06
3	MARCH	65,540,336.08
4	APRIL	63,963,137.76
5	MAY	64,859,116.37
6	JUNE	60,401,642.88
7	JULY	68,392,803.19
8	AUGUST	65,660,443.77
9	SEPTEMBER	75,909,824.08
10	OCTOBER	62,990,755.33
11	NOVEMBER	50,173,701.93
12	DECEMBER	64,339,402.76
	<b>TOTAL</b>	<b>766,156,447.48</b>

**NOTE 22****TAX REVENUE**

<b>S/N</b>	<b>DETAILS</b>	<b>AMOUNT (N)</b>
1	COMMERCIAL TAX	398,470.00
2	TENEMENT RATE	608,915.00
	<b>TOTAL</b>	<b>1,007,385.00</b>

**NOTE 23****NON TAX REVENUE**

<b>S/N</b>	<b>DETAILS</b>	<b>AMOUNT (N)</b>
1	LOCAL LICENSE, FINE AND RATE	1,509,230.00
2	MISCELLANEOUS INCOME	2,520,310.00
	<b>TOTAL</b>	<b>4,029,540.00</b>

**NOTE 25****INVESTMENT INCOME**

<b>S/N</b>	<b>DETAILS</b>	<b>AMOUNT (N)</b>
1	RENT FROM LOCAL GOVERNMENT PROPERTY	998,475.00
2	HIRING OF LOCAL GOVERNMENT PROPERTIES	580,500.00
	<b>TOTAL</b>	<b>1,578,975.00</b>

**NOTE 29****SALARIES AND WAGES**

<b>S/N</b>	<b>DETAILS</b>	<b>AMOUNT (N)</b>
1	Staff salary	611,813,493.83
2	Political Office Holder	21,297,339.77
3	Palace staff	19,462,141.30
4	Midwives	840,000.00
5	Leave bonus	13,168,612.16
6	Furniture Allowance	2,066,118.90
	<b>TOTAL</b>	<b>668,647,705.96</b>

**NOTE 32****OVERHEAD COST**

<b>S/N</b>	<b>DETAILS</b>	<b>AMOUNT (N)</b>
1	Travel & Transport	12,880,000.00
2	Utilities	1,169,300.00
3	Materials and supplier	4,747,100.00
4	Maintenance service	4,711,670.00
5	Travelling	5,425,802.00
6	Other services	15,151,000.00
7	Consultancy & Professional service	2,425,000.00
8	Fuel and lubricants	8,830,500.00
9	Financial charge	50,142.46
10	Miscellaneous expenses	19,606,485.54
	<b>TOTAL</b>	<b>75,000,000.00</b>

**NOTE 58****PURCHASE OF PROPERTY, PLANT & EQUIPMENT**

<b>S/N</b>	<b>DETAILS</b>	<b>AMOUNT (N)</b>
1	Administrative Sector	4,033,934.95
2	Social Sector	21,150,133.86
3	Economic sector	6,171,399.47
	<b>TOTAL</b>	<b>31,355,468.28</b>

**REPORT**

**OF THE**

**AUDITOR-GENERAL FOR LOCAL**

**GOVERNMENTS**

**ON THE ACCOUNTS OF IREPODUN/IFELODUN**

**LOCAL GOVERNMENT,**

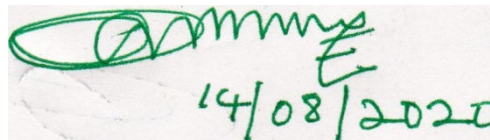
**IGEDE-EKITI,**

**FOR THE YEAR ENDED,**

**31ST DECEMBER, 2019.**

## **AUDIT CERTIFICATE**

I have examined the General Purpose Financial Statements of Irepodun/Ifelodun Local Government as at 31<sup>st</sup> December, 2019 in accordance with Sections 123(2) of the Constitution of the Federal Republic of Nigeria 1989; 316(1) of the Constitution of the Federal Republic of Nigeria 1999, 32 (2) of the Local Government Administration Law No 2 of 1999, and section 26(2) of Ekiti State Audit Law 2014. The audit was conducted in compliance with International Standards on Auditing (ISA) and International Organisation of Supreme Audit Institutions (INTOSAI) Auditing Standards. The Financial Statements were prepared in line with IPSAS Accrual. I have obtained information and explanations that I required for my audit. In my opinion, the General Purpose Financial Statements and the supporting Accounts and Statements give a true and fair view of the Local Government as at 31<sup>st</sup> December, 2019 subject to the observations in this report.



**A.K. Fasakin, CNA, CFIP.**  
**Auditor-General for Local Governments,**  
**Ekiti State.**

**FRC/2014/ANAN/00000010278**



**REPORT OF THE AUDITOR GENERAL FOR LOCAL GOVERNMENTS ON THE  
ACCOUNTS OF IREPODUN/IFELODUN LOCAL GOVERNMENT, IGEDE-EKITI FOR  
THE YEAR ENDED 31<sup>ST</sup> DECEMBER, 2019.**

The General Purpose Financial Statements of Irepodun/Ifelodun Local Government have been examined in accordance with sections 123(2) and 316 of the Constitution of the Federal Republic of Nigeria, 1989 and 1999 respectively Section 26(2) of Ekiti State Audit Law 2014 and Section 32(2) of the Local Government Administration Law No 2 of 1999. The General Purpose Financial Statements were correct subject to the comments in this report and the existence of the Assets have also been substantiated.

**2. STATEMENT OF FINANCIAL RESPONSIBILITY**

It is the responsibility of Director of Finance of Irepodun/Ifelodun Local Government to prepare and present the General Purpose Financial Statements to the Auditor-General in accordance with the provisions of the Constitutions of the Federal Republic of Nigeria within 90 days after the expiration of the financial year.

This section was grossly violated by the Local Government as its account was presented on 8<sup>th</sup> May, 2020, more than a month behind schedule. This led to my late reporting on the Account.

**3. STATEMENT OF RESPONSIBILITY OF AUDITOR-GENERAL**

It is my responsibility to form an independent opinion, based on General Purpose Financial Statements and accompanying Accounts prepared and submitted to me by the Director of Finance of the Local Government and to report thereupon in consonance with the Constitution of the Federal Republic of Nigeria.

**4. RESPONSIBILITY OF THE PUBLIC ACCOUNTS COMMITTEE (PAC)**

It is the responsibility of the Public Accounts Committee of the State House of Assembly to review the Auditor-General's Report with a view to ensuring enforcement of the recommendations made and impose sanctions where necessary.

## **5. BASIS OF OPINION**

The Audit was conducted in compliance with International Standards on Auditing (ISA) and Generally Accepted Public Sector and INTOSAI Auditing Standards.

These standards require that I comply with ethical requirements, plan and perform the audit to obtain reasonable assurance that the financial statements are free from material misstatements whether due to fraud or error. I also evaluated the overall adequacy of the presentation of information in the financial statements.

In the course of the Audit, I have obtained all the information and explanation that to the best of my knowledge and belief were necessary for the purpose of audit and I believe that the audit evidence I obtained is sufficient and appropriate to provide a basis for independent opinion.

## **6. OPINION**

In my opinion, the Financial Statements which included Statement of Financial Position, Statement of Financial Performance, Statement of Cash Flow, Statement of Comparison of Budget and Actual and Statement of Changes in Net Assets/Equity as at 31<sup>st</sup> December, 2019 with supporting notes, give a true and fair view of the State of Affairs And Financial Positions of the Local Governments for the fiscal year ended on that date subject to the observations and comments in the other parts of this report.

## **7. BUDGET OVERVIEW AND PERFORMANCE**

Statement of Comparison for Budget Estimates and Actual Performance for the year ended 31<sup>st</sup> December, 2019 prepared and presented showed the following shortfalls:

- i. The approved budget for the year was not made available to Audit despite my repeated efforts.

- ii. The estimate made for Revenue in the 2019 budget recorded a low performance. An estimate was made for **N2,029,270,000.00**, while actual Revenue recorded stood at **N881,537,633.85**. This is about **43.44%** performance. Equally, the IGR of **N6,571,350.00** represents only **0.75%** of the total Revenue for the period, meaning the Local Government relied unduly on the Statutory allocation for survival.
- iii. The sum of **N1,252,887,071.31** only was budgeted for expenditure but only **N901,842,691.07** was actually incurred, resulting to saving of **N351,044,380.24** for the period.

#### 8. **REVENUE ACCOUNT**

A total sum of **N881,537,633.85** was earned as total Revenue as at 31<sup>st</sup> December, 2019 out of which only **0.75%- N6,571,350.00** was generated as IGR, which showed that the Local Government solely depends on the Statutory Allocation.

On the basis of comparison, the IGR for the current year recorded surplus of **91.17%** over that of previous year. Details of this is contained in the statement of Budget Comparison for the year 2019.

#### 9. **AUTHORITY FOR EXPENDITURE**

All expenditure shown in the statement of actual expenditure for the year have been authorized as provided for by section 22(i) of the Local Government Administration Law 1999 with the exceptions of paragraph 6 of this report.

#### 10. **EXPENDITURE CONTRARY TO LAW**

The following expenditure appears to be contrary to law.

S/N	QUERY NO	SUBJECT	AMOUNT (N)
1	AQ/IILG/01/19	Unproduced Revenue Earning Receipts	Various
2	AQ/IILG/02/19	Expenditure not supported by proper records	2,157,500.00
3	AQ/IILG/03/19	Expenditure contrary to regulations	562,000.00
4	AQ/IILG/04/19	Items not taken on ledger charge	510,000.00
5	AQ/IILG/05/19	Unaudited/unretired expenditure	2,030,000.00
6	AQ/IILG/06/19	Doubtful expenditure	940,000.00
7	AQ/IILG/07/19	Unretired security vote	5,000,000.00
8	AQ/IILG/08/19	Unvouchced expenditure	2,905,500.00
9.	AQ/IILG/09/19	Inflated cost of project	119,427.00
10.	AQ/IILG/10/19	Unproduced payment vouchers	8,012,000.00
		<b>TOTAL</b>	<b>22,236,427.00</b>

#### 11. **STATEMENTS OF ASSETS AND LIABILITIES**

The Statements of Assets and Liabilities were correct and existence of the Assets have been substantiated.

12. **DISALLOWANCE** Allowance has been reserved in respect of the expenditure detailed in paragraph 6 of this report pending a satisfactory explanations or the sanction of the State House of Assembly.

#### 13. **STATE OF ACCOUNT**

The Accounts of Irepodun/Ifelodun Local Government have been examined up to 31<sup>st</sup> December, 2019 and detailed observations have been forwarded to the Director of

Administration, Irepodun/Irepodun Local Government, Igede-Ekiti. Particular attention is required to the followings:

- (a) Bank Reconciliation Statements
- (b) Internal Control and Internal checks
- (d) Discrepancy between the Local Government receipts and JAAC releases for the period

(e) Outstanding audit queries

(f) **PROPERTY PLANT AND EQUIPMENT:** The Local Government is yet to value its Property Plant and Equipment. The assets are not disclosed in the statement of financial position, since its fair value is not known yet. Exception to this is the purchase of Property Plant and Equipment for the current year and the balance of previous year that were disclosed in the financial position.

#### 14. **OUTSTANDING MATTERS FROM PREVIOUS REPORTS**

The following matters remained outstanding in my previous reports.

	N
(i) Loss of fund involving the Council Management	9,964,506.78
ii) Loss of fund from Salary Account involving Arowolo F.O and Omolade J.O. (2015) of total sum of	N7,242,399.15
Amount paid	<u>(N1,000,000.00)</u>
Amount outstanding	<b><u>N6,242,399.15</u></b>

#### (b) **AUDIT QUERIES (2015)**

(i) IILG/AUD/5/15	unremitted Taxes	1,711,671.93
(ii) IILG/AUD/9/15	Expenditure not accounted for	5,911,109.00
(iii) IILG/AUD/10/15	Fake Expenditure	<u>10,000,000.00</u>
		<b>17,622,780.93</b>

© **2016 AUDIT QUERIES**

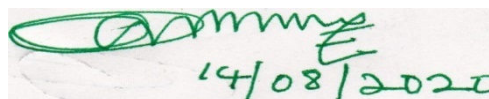
(i)	IILG/AUD/1/16	Nugatory payment	904,950.00
(ii)	IILG/AUD/2/16	Unproduced Payment Vouchers	<u>1,914,500.00</u>
			<b><u>2,819,450.00</u></b>

**2017 Audit Queries**

S/N	QUERY	SUBJECT	AMOUNT (N)	REMARKS
1	IILG/AUD/2/17	Items not taken on ledger charge	1,341,000.00	Not replied
2	IILG/AUD/3/17	Expenditure not supported by proper records	10,000,000.00	"
3	IILG/AUD/4/17	Doubtful expenditure	26,890,006.43	"
4	IILG/AUD/5/17	Nugatory Payment II	9,151,367.95	"
		<b>Total</b>	<b>47,382,374.38</b>	

**2018 Audit Queries**

S/N	QUERY	SUBJECT	AMOUNT (N)	REMARKS
1	IILG/AUD/6/18	Nugatory payment	7,114,894.65	Outstanding
		<b>Total</b>	<b>7,114,894.65</b>	

  
14/08/2020

**A.K. Fasakin, CNA, CFIP.**  
**Auditor-General for Local Governments,**  
**Ekiti State.**  
**FRC/2014/ANAN/00000010278**

**REPORT OF THE AUDITOR GENERAL FOR LOCAL GOVERNMENTS ON THE  
ACCOUNTS OF IREPODUN/IFELODUN LOCAL GOVERNMENT, IGEDE-EKITI FOR  
THE YEAR ENDED 31<sup>ST</sup> DECEMBER, 2019.**

**1. RESPONSIBILITY FOR FINANCIAL STATEMENTS**

The Financial Statements have been prepared by the Director of Finance Irepodun/Ifelodun Local Government based on the available records and in compliance with the IPSAS Accrual Accounting for all Public Sectors Entities (PSE) in Nigeria.


To the best of our knowledge, the system of internal control had operated adequately throughout the reporting period, and the statements represent a true and fair view of the Financial Positions of the Local Government.

The Director of Finance accepts responsibility for the integrity of these Financial Statements, the information they contain and their compliance with International Public Sector Accounting Standards (IPSAS) Accrual Accounting for all public sector entities (PSE) in Nigeria.

In my opinion, these General Purpose Financial Statements fairly reflect the financial position of Irepodun/Ifelodun Local Government as at the year ended 31<sup>st</sup> December, 2019.



**Hon. Motunde Fajuyi,  
Executive Chairman.**



**Mrs Akinola O.O.  
Director of Finance.**

## **STATEMENT OF ACCOUNTING POLICIES (IPSAS 1)**

### **(i) BASIS OF PREPARATION**

The General Purpose Financial Statements have been prepared in compliance with IPSAS Accrual Accounting basis that recognizes transactions and events occurred whether expenses are paid for or not and revenue received or outstanding, and under the guidelines of Financial Memoranda in conformity with National Chart of Account (NCOA) and the Nigeria Accounting Standard Board for Public Sector Reporting.

### **(ii) BASIS OF MEASUREMENT**

The Financial Statements have been prepared on historical cost unless stated otherwise.

### **(iii) REPORTING CURRENCY**

The Financial Statements were presented in Nigerian Naira, which is the functional currency of the Local Government Council.

### **(iv) GOING CONCERN**

The Financial Statements have been prepared on a going concern basis.

### **(v) ACCOUNTING PERIOD**

The Accounting period is from 1<sup>st</sup> January to 31<sup>st</sup> December, 2019.

### **(vi) REVENUE**

This presented both the exchange and non-exchange revenue from Internally Generated Revenue and Statutory Allocation from the Federation Account during the year.

### **(vii) EXPENDITURE**

This represented both recurrent and capital expenditure during the year.

### **(viii) NON-CURRENT ASSETS/ DEPRECIATION**

Property Plant and Equipment were recognized less accumulated depreciation.

### **(ix) BUDGET INFORMATION**

The Annual Budget was prepared on Accrual Basis. All planned costs and incomes were presented in a single statement to determine the needs of the Local Government Council.



**(x). INVESTMENT PROPERTIES**

Investment properties were measured initially at cost, including transaction costs. The carrying amount included the replacement cost of components of an existing investment property at the end time that cost was incurred if the recognition criteria were met and excluded the cost of day to day maintenance of an investment property.

**IREPODUN/IFELODUN LOCAL GOVERNMENT, IGEDE-EKITI, EKITI STATE, NIGERIA**  
**STATEMENT OF FINANCIAL POSITION FOR THE ENDED 31ST DECEMBER, 2019**

<b>2018</b>	<b>DETAILS</b>	<b>NOTES</b>	<b>2019</b>	
<b>N</b>	<b>Represented By:</b>		<b>N</b>	<b>N</b>
	<b><u>ASSETS</u></b>			
	<b>Current Assets</b>			
32,398,776.50	Cash and Cash Equivalents	1	12,093,719.28	
	Inventories	2	0.00	
	WIP	3	-	
502,541,534.97	Receivables	4	534,140,058.23	
	Prepayments	5	0.00	
<b>534,940,311.47</b>	<b>Total Current Assets</b>			<b>546,233,777.51</b>
	<b>Non-Current Assets</b>			
	Loans Granted	6	0.00	
	Investments	7	0.00	
98,446,085.91	Fixed Assets-Property, Plant & Equipment	8	109,486,068.07	
	Investment Property	9	0.00	
	Biological Assets	10	0.00	
<b>98,446,085.91</b>	<b>Total Non-Current Assets</b>			<b>109,486,068.07</b>
<b>633,386,397.38</b>	<b>Total Assets</b>			<b>655,719,845.58</b>
	<b><u>LIABILITIES</u></b>			
	<b>Current Liabilities</b>			
	Accumulated Depreciation	11	0.00	
	Loans & Debts(Short-Term)	12	0.00	
	Unremitted Deductions	13	0.00	
502,541,534.97	Payables	14	534,140,058.23	
	<b>Total Current Liabilities</b>		<b>534,140,058.23</b>	
	<b>Non-Current Liabilities</b>			
8,182,811.96	Public Funds	15	0.00	
	Borrowings	16	0.00	
8,182,811.96	<b>Total Non-Current Liabilities</b>		Nil	
510,724,346.93	<b>Total Liabilities</b>			<b>534,140,058.23</b>
122,662,050.45	<b>Net Asset/Equity</b>			<b>121,579,787.35</b>
	<b>Financed By:</b>			
29,889,375.60	Reserves	17		52,131,275.81
	Capital Grant	18		-

60,267,112.24	Net Surpluses/(Deficits)	19		-
32,505,562.61	Accumulated Surplus/(Deficits)	20		69,448,511.54
<b>122,662,050.45</b>	<b>Total Net Assets/Equity</b>			<b>121,579,787.35</b>

**IREPODUN/IFELODUN LOCAL GOVERNMENT, IGEDE-EKITI, EKITI STATE,  
NIGERIA**  
**STATEMENT OF FINANCIAL PERFORMANCE FOR THE YEAR ENDED 31ST DECEMBER,  
2019**

<b>2018</b>	<b>DETAILS</b>	<b>NOTES</b>	<b>Actual 2019</b>
<b>₦</b>	<b>REVENUE</b>		<b>₦</b>
1,034,861,497.43	Government Share of FAAC (Statutory Revenue)	21	874,966,283.85
0.00	Tax Revenue	22	267,000.00
3,437,450.00	Non-Tax Revenue	23	5,959,550.00
0.00	Aid & Grants	24	0.00
73,802.57	Investment Income	25	344,800.00
0.00	Expenditure Recovery	26	0.00
0.00	Other Capital Receipts	27	0.00
0.00	Debt Forgiveness	28	0.00
<b>1,038,372,750.00</b>	<b>Total Revenue</b>		<b>881,537,633.85</b>
	<b>EXPENDITURE</b>		
898,778,929.11	Salaries & Wages	29	791,391,796.62
0.00	Social Contribution	30	-
0.00	Social Benefit	31	8,183,209.40
79,328,708.65	Overhead Cost	32	67,669,796.80
0.00	Gratuity	33	0.00
0.00	Pension Allowance	34	0.00
0.00	Stationeries	35	0.00
0.00	Impairment Charges	36	0.00
0.00	Depreciation Charges	37	16,794,994.34
0.00	Transfer to other Government Entities	38	20,822,000.00
0.00	Public Debt Charges	39	0.00
0.00	Allowance(Leave Bonus)	40	0.00
<b>978,105,637.76</b>	<b>Total Expenditure</b>		<b>904,861,797.16</b>
<b>60,267,112.24</b>	<b>Surplus/(Deficit) from Operating Activities for the Period</b>		<b>-23,324.163.31</b>
	<b>Total Non-Operating Revenue/(Expenses)</b>		
	<b>Non-Operating Activities</b>		
0.00	Gain/Loss on Disposal of Asset	41	
<b>0.00</b>	Refunded Revenue	42	
0.00	Revaluation Gain	43	
<b>0.00</b>	<b>Net Surplus/(Deficit) from Ordinary Activities</b>		<b>-23,324,163.31</b>
0.00	<b>Surplus/(Deficit) from Ordinary Activities</b>		
0.00	Purchases/Construction of Assets	44	
0.00	Minority Interest Share of Surplus/(Deficits)	45	
<b>60,267,112.24</b>	<b>Net Surplus/(Deficit) for the period</b>		<b>-23,324,163.31</b>

**IREPODUN/IFELODUN LOCAL GOVERNMENT, IGEDE-EKITI, EKITI STATE,  
NIGERIA  
STATEMENT OF CASH FLOW FOR THE YEAR ENDED 31ST DECEMBER, 2019**

2018	DETAILS	NOTES	2019	
			N	N
	<b><u>CASH FLOWS FROM OPERATING ACTIVITIES</u></b>			
	<b><u>Inflows</u></b>			
103,861,497.48	Government Share of FAAC (Statutory Revenue)	21	874,966,283.85	
0.00	Tax Revenue	22	267,000.00	
3,437,450.00	Non-Tax Revenue	23	5,959,550.00	
	Aid & Grants	24		
73,802.57	Investment Income	25	344,800.00	
0.00	Expenditure Recovery	26		
0.00	Other Capital Receipts	27		
0.00	Debt Forgiveness	28		
1,038,372,750.00	<b>Total inflow from operating Activities</b>			<b>881,537,633.85</b>
	<b><u>Outflows</u></b>			
898,776,929.11	Salaries & Wages	29	791,391,796.62	
0.00	Social Contributions	30	0.00	
0.00	Social Benefit	31	8,183,209.40	
79,328,708.65	Overheads Cost	32	67,669,796.80	
0.00	Gratuity	33	0.00	
0.00	Pension Allowance	34	0.00	
0.00	Social Contributions	30	0.00	
0.00	Social Benefit	31	8,183,209.40	
0.00	Transfer to other Government Entities	38	20,822,000.00	
0.00	Allowance	40	0.00	
0.00	Deductions	49	0.00	
0.00	Refund	50	0.00	
0.00	Inventory	51	0.00	
0.00	Loan	52	0.00	
978,105,637.70	<b>Total Outflow from Operating Activities</b>			<b>888,066,802.82</b>
60,267,112.20	<b>Net Cash Inflow/(outflow) from Operating Activities</b>			<b>-6,529,168.97</b>
	<b><u>CASH FLOW FROM INVESTING ACTIVITIES</u></b>			
	Proceeds from Sale of PPE	53		
	Proceeds from Sale of Investment Property	54		
	Proceeds from Sales of Intangible Assets	55		

	Proceeds from Sale of Investment	56		
	Dividends Received	57	-	
	<b>Total Inflow</b>		<b>0.00</b>	
	<b>Outflows</b>		-	
33,969,495.00	Purchase/ Construction of PPE	58	<b>13,775,888.25</b>	
0.00	Purchase/ Construction OF Investment Property	59	0.00	
0.00	Investment in Private Companies	60	0.00	
0.00	Loan Granted	61	0.00	
0.00	Purchase of Intangible Assets	62	0.00	
0.00	Acquisition of Investment	63	-	
<b>33,969,495.00</b>	<b>Total Outflow</b>			<b>-13,775,888.25</b>
<b>26,297,617.20</b>	<b>Net Cash Flow from Investing Activities</b>		-	<b>-13,775,888.25</b>
	<b><u>CASH FLOW FROM FINANCING ACTIVITIES</u></b>			
	Capital Grant Received	64		
	Proceeds from Borrowings	65		
	<b>Total Inflow</b>		0.00	
	<b>Outflows</b>			
	Repayment of Borrowings	66		
	Distribution of Surplus/Dividends Paid	67		
	<b>Total Outflow</b>		<b>0.00</b>	
<b>26,297,617.20</b>	<b>Net Cash Flow from Financing Activities</b>			
<b>26,297,617.20</b>	<b>Net Cash Flow from all Activities</b>			<b>-20,305,057.22</b>
6,101,159.20	Cash and Its Equivalent as at 01/01/2019			32,398,776.50
<b>32,398,776.50</b>	<b>Cash and Its Equivalent as at 31/12/2019</b>	<b>1</b>		<b>12,093,719.28</b>

**IREPODUN/IFELODUN LOCAL GOVERNMENT, IGEDE-EKITI, EKITI STATE,  
NIGERIA**  
**STATEMENT OF COMPARISON OF BUDGET AND ACTUAL FOR THE YEAR ENDED 31ST  
DECEMBER, 2019**

2018		Notes	Actual 2019	Final Budget 2019	Variance on Final Budget
N			N	N	N
	<b><u>REVENUE</u></b>				
1,034,861,497.48	Government Share of FAAC (Statutory Revenue)	21	874,966,283.85	2,009,000,000.00	-56.45
0.00	Tax Revenue	22	267,000.00	4,000,000.00	-93.33
3,437,450.00	Non-Tax Revenue	23	5,959,550.00	16,070,000.00	-62.92
0.00	Aid & Grants	24	0.00	0.00	
73,802.57	Investment Income	25	344,800.00	200,000.00	
0.00	Expenditure Recovery	26	0.00		
0.00	Other Capital Receipts	27	0.00		
0.00	Debt Forgiveness	28	0.00		
<b>1,038,372,750.00</b>	<b>Total Revenue</b>		<b>881,537,633.85</b>	<b>2,029,270,000.00</b>	<b>-140.29</b>
	<b><u>EXPENDITURE</u></b>				
898,776,929.11	Salaries & Wages	29	791,391,796.62	1,119,936,576.11	29.34
0.00	Social Contribution	30	0.00	0.00	
0.00	Social Benefit	31	8,183,209.40	33,969,495.10	75.91
79,328,708.65	Overhead Cost	32	67,669,796.80	98,981,000.10	31.63
0.00	Gratuity	33			
0.00	Pension Allowance	34			
0.00	Stationeries	35			
0.00	Impairment Charges	36			
0.00	Purchase/construction of Assets	37	13,775,888.25		-100.00
0.00	Transfer to other Government Entities	38	20,822,000.00		
0.00	Public Debt Charges	39			
0.00	Allowance(Leave Bonus)	40			
<b>978,105,637.70</b>	<b>Total Expenditure</b>		<b>901,842,691.07</b>	<b>1,252,887,071.31</b>	<b>63.12</b>
<b>60,267,112.20</b>	<b>Surplus/(Deficit) for the year</b>		<b>-20,305,057.22</b>	<b>810,752,423.89</b>	<b>-77.17</b>

**IREPODUN/IFELODUN LOCAL GOVERNMENT, IGEDE-EKITI, EKITI STATE, NIGERIA**  
**STATEMENT OF CHANGES IN NET ASSETS/EQUITY FOR THE YEAR ENDED 31ST DECEMBER, 2**

<b>S/N</b>	<b>NARRATION</b>	<b>ACCUMULATED SURPLUS/DEFICIT</b>	<b>RESERVE</b>	<b>CAPITAL GRANT</b>	<b>TOTAL</b>
1	Opening Balance (1/1/2019)	92,772,674.85	29,889,375.60	-	122,662,050.45
2	Surplus/(Deficit) for the year	-23,324,163.31	-	-	-23,324,163.31
3	Adjustment for the period	-	22,241,900.21	-	22,241,900.21
	Closing Balance (31/12/19)	<b>69,448,511.54</b>	<b>52,131,275.81</b>		<b>121,579,787.35</b>



**NOTE 1****CASH AND CASH EQUIVALENT AS AT 31<sup>ST</sup> DECEMBER, 2019**

<b>S/N</b>	<b>NAME OF BANK</b>	<b>ACCOUNT NO</b>	<b>PURPOSE</b>	<b>BALANCE (N)</b>
1	Union Bank, Ilawe	0036885506	Agric project	543,585.26
2	Union Bank, Ilawe	0004621952	UNAD	1,072,167.79
3	Fidelity Bank	5030036656	Main account	6,871,762.62
4	First Bank	2034727076	Salary account	1,966,899.61
5	Union Bank	0004650028	IGR account	924,013.53
6	Wema Bank	0122517013	IGR account	715,290.47
	Total			<b>12,093,719.28</b>

**NOTE 4****RECEIVABLE****ARREARS OF 2019 STAFF SALARIES**

<b>S/N</b>	<b>MONTHS</b>	<b>CAREER STAFF (N)</b>	<b>POLITICAL OFFICE HOLDER (N)</b>	<b>PALACE STAFF (N)</b>	<b>TOTAL (N)</b>
1	APRIL	63,162,010.63		1,237,822.73	64,399,833.36
2	MAY	63,114,165.95		1,237,822.73	64,351,988.68
3	JUNE	62,752,554.89		1,237,822.73	63,990,377.62
4	JULY	63,570,776.59	5,504,294.53	1,237,822.73	70,313,893.85
5	AUGUST	63,560,301.37	5,504,294.53	1,237,822.73	70,302,418.63
6	SEPTMBER	63,460,212.04	5,504,294.53	1,237,822.73	70,202,329.30
	TOTAL	<b>379,620,012.47</b>	<b>16,512,883.59</b>	<b>7,426,936.38</b>	<b>403,559,841.44</b>

### ARREARS OF STAFF LEAVE BONUS

PARTICULARS	AMOUNT
2017 LEAVE BONUS	40,038,198.47
2018 LEAVE BONUS	44,042,018.32
2019 LEAVE BONUS	46,500,000.00
TOTAL	<b>130,580,216.79</b>

### GRAND TOTAL

**N**

ARREARS OF SALARIES

403, 559,841.44

ARREARS OF LEAVE BONUS

130,580,216.79

**534,140,058.23**

=====

**NOTE 8 & 37**

**PLANT, PROPERTY AND EQUIPMENT & DEPRECIATION CHARGES**

	<b>INFRASTRUC TURE 5%</b>	<b>BUILDING 10%</b>	<b>MOTOR VEHICLE 20%</b>	<b>EQUIPMENT 10%</b>	<b>TOTAL (N)</b>
Opening Bal.1/1/19	-	55,446,085.91	43,000,000.00	14,059,088.25	112,505,174.16
Addition	4,368,227.00	7,208,161.25	853,000.00	1,346,500.00	13,775,888.25
Cost as at 31/12/19	4,368,227.00	62,654,247.16	43,853,000.00	15,405,588.25	126,281,062.41
Dep. As at 1/1/19	-	-	-	-	-
Dep. For the year	218,411.35	6,265,424.16	8,770,600.00	1,540,558.83	16,794,994.34
Accumulated Dep. 31/12/19	218,411.35	6,265,424.16	8,770,600.00	1,540,558.83	16,794,994.34
NBV	<b>4,149,815.65</b>	<b>56,388,823.10</b>	<b>35,082,400.00</b>	<b>13,865,029.42</b>	<b>109,486,068.07</b>

**NOTE 14****PAYABLES****ARREARS OF 2019 STAFF SALARIES**

<b>S/N</b>	<b>MONTHS</b>	<b>CAREER STAFF (N)</b>	<b>POLITICAL OFFICE HOLDER (N)</b>	<b>PALACE STAFF (N)</b>	<b>TOTAL (N)</b>
1	APRIL	63,162,010.63		1,237,822.73	64,399,833.36
2	MAY	63,114,165.95		1,237,822.73	64,351,988.68
3	JUNE	62,752,554.89		1,237,822.73	63,990,377.62
4	JULY	63,570,776.59	5,504,294.53	1,237,822.73	70,313,893.85
5	AUGUST	63,560,301.37	5,504,294.53	1,237,822.73	70,302,418.63
6	SEPTMBER	63,460,212.04	5,504,294.53	1,237,822.73	70,202,329.30
	<b>TOTAL</b>	<b>379,620,012.47</b>	<b>16,512,883.59</b>	<b>7,426,936.38</b>	<b>403,559,841.44</b>

**ARREARS OF STAFF LEAVE BONUS**

<b>PARTICULARS</b>	<b>AMOUNT</b>
2017 LEAVE BONUS	40,038,198.47
2018 LEAVE BONUS	44,042,018.32
2019 LEAVE BONUS	46,500,000.00
<b>TOTAL</b>	<b>130,580,216.79</b>

**GRAND TOTAL****N**

ARREARS OF SALARIES 403,559,841.44

ARREARS OF LEAVE BONUS 130,580,216.79**534,140,058.23**

**NOTE 21****STATUTORY ALLOCATION**

<b>S/N</b>	<b>MONTH</b>	<b>AMOUNT (N)</b>
1	JANUARY	68,546,169.35
2	FEBRUARY	78,709,287.34
3	MARCH	72,407,075.67
4	APRIL	74,223,849.33
5	MAY	69,381,502.96
6	JUNE	71,721,701.93
7	JULY	80,889,791.69
8	AUGUST	81,579,572.65
9	SEPTEMBER	78,674,311.98
10	OCTOBER	67,044,238.07
11	NOVEMBER	67,044,238.07
12	DECEMBER	64,744,544.81
	<b>TOTAL</b>	<b>874,966,283.85</b>

**NOTE 22****TAX REVENUE**

<b>S/N</b>	<b>DETAILS</b>	<b>AMOUNT (N)</b>
1	Community Tax	117,000.00
2	Development Tax	150,000.00
	<b>Total</b>	<b>267,000.00</b>

**NOTE 23****NON-TAX REVENUE**

<b>S/N</b>	<b>HEAD</b>	<b>PARTICULARS</b>	<b>AMOUNT(N)</b>
1	12020101	Community development poll tax	117,000.00
2	12020418	Marriage registration fees	1,57,000.00
3	12020419	Local Government attestation fees	448,500.00
4	12020449	Birth, death registration fees	275,400.00
5	12020449	Communication mast fees	720,000.00
6	12020501	Flat rate	64,700.00
7	12020708	Earning from Agric products	-
8	12020711	Shop/shopping center	636,300.00
9	12020711	Squatter	260,100.00
10	12020904	Tenement rate	347,500.00
11	32020105	Expenditure recovery	490,000.00
12		Bank interest received	-
13		Development tax	150,000.00
14	12020126	Harkening permit	18,000.00
15	12020449	loading	247,000.00
16	12020131	Liquor	23,750.00
17	12020109	Registration Ass	20,000.00
18	12020137	Trading Permit	821,300.00
		<b>Total</b>	<b>5,959,550.00</b>

**NOTE 25****INVESTMENT INCOME**

<b>S/N</b>	<b>DETAILS</b>	<b>AMOUNT (N)</b>
1	Market Stall	124,800.00
2	UNAD Hostel	220,000.00
	Total	<b>344,800.00</b>

**NOTE 29**

**SALARY PAYMENT FOR YEAR 2019**

<b>S/N</b>	<b>MONTH</b>	<b>CAREER STAFF (N)</b>	<b>POLITICAL STAFF (N)</b>	<b>PALACE/ MIDWIVES (N)</b>	<b>SECURITY ALLOCANCE &amp; PEACE CORPS (N)</b>	<b>LEAVE BONUS (N)</b>	<b>TOTAL (N)</b>
1	JANUARY	62,989,307.92	9,226,435.10	1,403,560.70	-	-	64,392,868.62
2	FEBRUARY	62,844,848.51		1,483,368.74	1,200,000.00	-	74,647,652.35
3	MARCH	62,739,938.02		1,483,176.78	3,200,000.00	-	67,423,114.80
4	APRIL	62,658,059.92		1,483,176.78	3,200,000.00	-	67,341,235.70
5	MAY	62,031,504.82		1,403,368.74	1,200,000.00	-	64,634,873.56
6	JUNE	63,185,046.44		1,403,368.74	1,200,000.00	-	65,788,415.18
7	JULY	63,634,849.70	2,898,578.81	1,499,506.74	100,000.00	7,273,569.69	-
8	AUGUST	62,499,621.54	5,797,157.62	1,499,506.74	4,000,000.00		73,796,285.90
9	SEPTEMBER	62,566,149.04	5,797,157.62	1,284,389.50	100,000.00		
10	OCTOBER	63,603,226.66	5,797,157.62	1,24,389.90	100,000.00		
11	NOVEMBER	44,044,798.59		1,483,176.78	120,000.00		
12	DECEMBER	44,039,079.64	5,229,928.92	1,284,389.90	1,200,000.00		51,753,398.00
	<b>TOTAL</b>	<b>716,836,430.80</b>	<b>34,746,415.69</b>	<b>16,915,380.44</b>	<b>15,620,000.00</b>	<b>7,273,569.69</b>	<b>791,391,796.62</b>



**SOCIAL BENEFITS FOR THE YEAR****(FINANCIAL ASSISTANCE)**

<b>S/N</b>	<b>MONTHS</b>	<b>AMOUNT (N)</b>
1	JANUARY	1,200,000.00
2	FEBRUARY	1,200,000.00
3	MARCH	945,802.35
4	APRIL	
5	MAY	
6	JUNE	1,000,000.00
7	JULY	900,000.00
8	AUGUST	
9	SEPTEMBER	500,000.00
10	OCTOBER	500,000.00
11	NOVEMBER	968,703.53
12	DECEMBER	968,703.52
	<b>TOTAL</b>	<b>8,183,209.40</b>

**OVERHEAD COST**

<b>S/N</b>	<b>HEAD</b>	<b>PARTICULARS</b>	<b>AMOUNT(N)</b>
1	220201	Travel & Transport General	14,520,500.00
2	220202	Utilities General	2,975,861.25
3	220203	Materials and supplies General	8,043,879.55
4	220204	Maintenance services General	2,175,500.00
5	220205	Training General	513,000.00
6	220206	Other services General	21,855,000.00
7	220207	Consulting & Professional Services General	100,000.00
8	220208	Fuel & Lubricants General	1,841,000.00
9	220209	Financial charges General	
10	220210	Miscellaneous Expenses General	23,828,265.40
		Total	<b>67,669,796.80</b>

NOTE 38

**TRANSFER TO OTHER GOVERNMENT ENTITIES**

<b>S/N</b>	<b>DETAILS</b>	<b>AMOUNT (N)</b>
1.	SUBEB PERSONNEL COST	20,822,000.00
	TOTAL	<b>20,822,000.00</b>

**NOE 58**

## PURCHASE OF PP&E

S/N	HEAD	PARTICULARS	SECTOR	AMOUNT (N)
1	23010112	Purchase of the furniture	Social	483,000.00
2	23010114	Purchase of computer laptops	Admin	388,500.00
3	23010115	Purchase of photocopy machine	Admin	275,000.00
4	23010103	Extension of electricity (Odori)	Social	1,097,227.00
5	23030101	Repairs of Local Government quarters	Admin	135,000.00
6	23030113	Repair of roads	Social	3,271,000.00
7	23030113	Repairs of Public schools	Social	1,021,000.00
8	23030115	Repairs of Office Building	Admin	1,003,361.25
9	23030124	Repairs of Market stalls	Economic	2,548,800.00
10	23030112	Furniture's to Traditional Chamber	Social	200,000.00
11	23030105	Oba's Plate numbers	Social	200,000.00
12		Repairs of vehicles	Social	653,000.00
12		Renovation of Oba's palace	Social	2,500,000.00
		<b>TOTAL</b>		<b>13,775,888.25</b>

**REPORT**

**OF THE**

**AUDITOR-GENERAL FOR LOCAL**

**GOVERNMENTS**

**ON THE**

**ACCOUNTS OF IJERO LOCAL GOVERNMENT,**

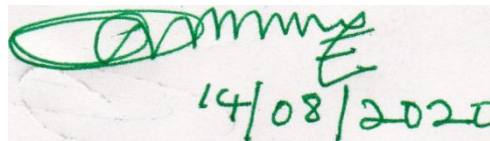
**IJERO-EKITI,**

**FOR THE YEAR ENDED,**

**31ST DECEMBER, 2019.**

# AUDIT CERTIFICATE

I have examined the General Purpose Financial Statements of Ijero Local Government as at 31<sup>st</sup> December, 2019 in accordance with Sections 123(2) of the Constitution of the Federal Republic of Nigeria 1989; 316(1) of the Constitution of the Federal Republic of Nigeria 1999, 32 (2) of the Local Government Administration Law No 2 of 1999, and section 26(2) of Ekiti State Audit Law 2014. The audit was conducted in compliance with International Standards on Auditing (ISA) and International Organisation of Supreme Audit Institutions (INTOSAI) Auditing Standards. The Financial Statements were prepared in line with IPSAS Accrual. I have obtained information and explanations that I required for my audit. In my opinion, the General Purpose Financial Statements and the supporting Accounts and Statements give a true and fair view of the Local Government as at 31<sup>st</sup> December, 2019 subject to the observations in this report.

A handwritten signature in green ink, followed by the date '14/08/2020' also in green ink.

**A.K. Fasakin, CNA, CFIP.**  
**Auditor-General for Local Governments,**  
**Ekiti State.**

**REPORT OF THE AUDITOR GENERAL FOR LOCAL GOVERNMENTS ON THE  
ACCOUNTS OF IJERO LOCAL GOVERNMENT, IJERO-EKITI FOR THE YEAR ENDED  
31<sup>ST</sup> DECEMBER, 2019.**

The General Purpose Financial Statements of Ijero Local Government have been examined in accordance with, sections 123(2) and 316 of the Constitution of the Federal Republic of Nigeria, 1989 and 1999 respectively, section 26(2) of Ekiti State Audit Law, 2014 and Section 32(2) of the Local Government Administration Law No 2 of 1999. The General Purpose Financial Statements were correct subject to the comments in this report and the existence of the Assets have also been substantiated.

**2. STATEMENT OF FINANCIAL RESPONSIBILITY**

It is the responsibility of Director of Finance of Ijero Local Government to prepare and present the General Purpose Financial Statements to the Auditor-General in accordance with the provisions of the Constitutions of the Federal Republic of Nigeria within 90 days after the expiration of the financial year.

This section was complied with by the Local Government which submitted its GPFS for year 2019 on 31<sup>st</sup> March, 2020.

**3. STATEMENT OF RESPONSIBILITY OF AUDITOR-GENERAL**

It is my responsibility to form an independent opinion, based on General Purpose Financial Statements and accompanying Accounts prepared and submitted to me by the Director of Finance of the Local Government and to report thereupon in consonance with the Constitution of the Federal Republic of Nigeria.

**4. RESPONSIBILITY OF THE PUBLIC ACCOUNTS COMMITTEE (PAC)**

It is the responsibility of the Public Accounts Committee of the State House of Assembly to review the Auditor-General's Report with a view to ensuring enforcement of the recommendations made and impose sanctions where necessary.

**5. BASIS OF OPINION**

The Audit was conducted in compliance with International Standards on Auditing (ISA) and Generally Accepted Public Sector and INTOSAI Auditing Standards.

These standards require that I comply with ethical requirements, plan and perform the audit to obtain reasonable assurance that the financial statements are free from material misstatements whether due to fraud or error. I also evaluated the overall adequacy of the presentation of information in the financial statements.

In the course of the Audit, I have obtained all the information and explanation that to the best of my knowledge and belief were necessary for the purpose of audit and I believe that the audit evidence I obtained is sufficient and appropriate to provide a basis for independent opinion.

## **6. OPINION**

In my opinion, the Financial Statements which included Statement of Financial Position, Statement of Financial Performance, Statement of Cash Flow, Statement of Comparison of Budget and Actual and Statement of Changes in Net Assets/Equity as at 31<sup>st</sup> December, 2019 with supporting notes, give a true and fair view of the State of Affairs And Financial Positions of the Local Governments for the fiscal year ended on that date subject to the observations and comments in the other parts of this report.

## **7. BUDGET OVERVIEW AND PERFORMANCE**

Statement of Comparison of Budget Estimates and Actual Performance for the year ended 31<sup>st</sup> December, 2019 prepared and presented showed the following shortfalls:

- i. The approved budget for the year 2019 was not made available to Audit despite my repeated efforts.
- ii. The estimate made for Revenue in the 2019 budget recorded a low performance. An estimate was made for N1,623,200,000.00, while actual Revenue recorded stood at N1,273,486,775.93. This is about 78.46% performance. Equally, the IGR of N7,133,110.00 represents only 0.56% of the total Revenue for the period, meaning the Local Government relied unduly on the Statutory allocation for survival.

- iii. The sum of N1,005,000,000.00 only was budgeted for expenditure but N1,273,393,600.22 was actually incurred, resulting to a deficit of N268,393,600.22 for the period.

## 8. **REVENUE ACCOUNT**

A total sum of N1,273,486,775.93 was earned as total Revenue as at 31<sup>st</sup> December, 2019 out of which only 0.56%- N7,133,110.00 was generated as IGR, which showed that the Local Government solely depends on the Statutory Allocation.

On the basis of comparison, the IGR for the current year recorded an increase of 60.89% over that of previous year. Details of this is contained in the statement of Budget Comparison for the year 2019.

## 9. **AUTHORITY FOR EXPENDITURE**

All expenditure shown in the statement of actual expenditure for the year have been authorized as provided for by section 22(i) of the Local Government Administration Law 1999 with the exceptions of paragraph 6, of this report.

## 10. **EXPENDITURE CONTRARY TO LAW:**

The following expenditure appears to be contrary to Law.

S/N	QUERY NO	SUBJECT	AMOUNT (N)
1	AUD/IJLG/AQ/01/19	Unproduced Revenue Earning Receipts	Assorted
2	AUD/IJLG/AQ/02/19	Expenditure Contrary to Regulation I	3,180,400.00
3	AUD/IJLG/AQ/03/19	Expenditure Contrary to Regulation II	4,233,598.40
4	AUD/IJLG/AQ/04/19	Expenditure not Supported with proper Records of Account I	675,500.00
5	AUD/IJLG/AQ/05/19	Expenditure not Supported with proper Records of Account II	750,000.00
6	AUD/IJLG/AQ/06/19	Items not taken on a Store Ledger Charge	2,449,000.00
7	AUD/IJLG/AQ/08/19	Unaudited/unreceipted Expenditure	3,592,931.00
8	AUD/IJLG/AQ/09/19	Unretired Expenditure	50,000.00



9	AUD/IJLG/AQ/10/19	Unretired Security Vote/ Responsibility allowance	14,200,000.00
10	AUD/IJLG/AQ/11/19	Doubtful Expenditure	2,580,000.00
11	AUD/IJLG/AQ/12/19	Unvouched Expenditure	4,801,075.00
		<b>TOTAL</b>	<b>36,512,504.40</b>

## 11. STATEMENTS OF ASSETS AND LIABILITIES

The statements of Assets and Liabilities were correct and existence of the Assets have been substantiated.

12. **DISALLOWANCE** Allowance has been reserved in respect of the expenditure detailed in paragraph 6 of this report pending a satisfactory explanations or the sanction of the State House of Assembly.

## 13. STATE OF ACCOUNT

The Accounts of Ijero Local Government have been examined up to 31<sup>st</sup> December, 2019 and detailed observations have been forwarded to the Director of Administration, Ijero Local Government, Ijero-Ekiti. Particular attention is required to the followings:

- (i) Cash books and subsidiary ledgers
- (ii) Bank Reconciliation Statement
- (iii) Attendance of Audit Queries
- (iv) Internally Generated Revenue
- (v) Discrepancy of N30,903,683.08 between the Local Government receipts and JAAC releases for the period.

## 14. OUTSTANDING MATTERS FROM PREVIOUS REPORTS

<b>A.</b>	1. Payment for logistics and security (2015)	5,000,000.00
	2. Debits in Bank not in cashbook (2015)	4,179,000.00
	3. Unproduced payment vouchers (2015)	617,000.00
	4. Differences in JAAC releases (2015)	63,924,495.68
	5. Loss of Fund involving the Council Management (2018)	16,971,000.00

## 6. Differences in JAAC releases (2018)

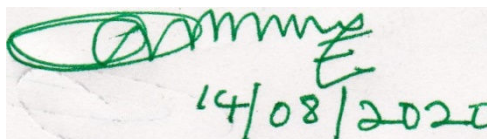
30,903,683.08

## B.

S/N	QUERY SUBJECT	QUERY NUMBER	AMOUNT ON QUERY (N)	AMOUNT CLEARED	AMOUNT OUTSTANDING (N)	OUTSTANDING PV'S	REMARKS
1	Unproduced Rev. Earning Receipts	AQ/IJLG/01/17	Various	NONE	ALL	-	All are still O/S
2	Exp. C. TO Reg./unaudited	AQ/IJLG/02/17	981,250.00	441,250.00	540,000.00	95/4/17	1 PV is still o/s
3	Unaudited Exp.	AQ/IJLG/03/17	1,406,877.61	1,231,878.00	175,000.00	15/03/17	3 pvs o/s
4	Unaudited Exp.	AQ/IJLG/04/17	894,000.00	NONE	894,000.00	15/4/17	Not Answered
5	Unretired/Unc onrolled Exp.	AQ/IJLG/05/17	120,000.00	70,000.00	50,000.00	09/05/17	PV 09/05/17 not properly retired
6	Doubtful Payment II	AQ/IJLG/07/17	888,000.00	None	888,000.00	ALL	All are O/S
7	Exp. NSWPR	AQ/IJLG/08/17	130,000.00	None	130,000.00	ALL	All are O/S Necessary doc. Not attached
8	Nugatory payments	AQ/IJLG/09/17	2,576,903.01	286,122.18	2,290,781.00	15 PV'S	15 Pvs are O/S
9	Nugatory payment I	AQ/IJLG/10/17	3,000,000.00	None	3,000,000.00	ALL PV'S	All are O/S
10	Nugatory payment II	AQ/IJLG/11/17	3,000,000.00	2,000,000.00	1,000,000.00	7/9/17	One pv o/s
11	Exp. Cont to Reg.	AQ/IJLG/12/17	3,765,000.00	None	3,765,000.00	ALL	All are O/S
12	Doubtful Payment	AQ/IJLG/13/17	4,000,000.00	None	4,000,000.00	ALL	All are O/S
13	Items not taken on ledger charge	AQ/IJLG/15/17	5,059,200.00	135,000.00	4,924,200.00	6PVs	6 pvs not attended to
14	Exp. Contrary to Reg.	AQ/IJLG/16/17	10,000,000.00	None	10,000,000.00	All	All are o/s
15	Loss of fund	AQ/IJLG/17/17	613,000.00	518,000.00	95,000.00	28/8/17	PV 28/8/17 has not been attended to

S/N	QUERY SUBJECT	QUERY NUMBER	AMOUNT ON QUERY (N)	AMOUNT CLEARED	AMOUNT OUTSTANDING (N)	OUTSTANDING PV'S	REMARKS
1	Unproduced Rev. Earning Receipts	AQ/IJLG/01/18	Various	3	14 receipts	-	14 receipts are still o/s
2	Exp. C. TO Reg.	AQ/IJLG/02/18	9,798,500.00	8,798,500.00	1,000,000.00	19/01/18	One pv o/s
3	Exp. NSWPR/Fake receipts	AQ/IJLG/03/18	8,548,796.00	4,963,796.00	3,585,000.00	7/06/18 09/01/18 26/4/18 09/3/18	Pv 9/3/18 was not answered while the 3 others are still o/s
4	Nugatory payment	AQ/IJLG/05/18	3,528,200.00	3,528,200.00	265,000.00	22/01/18 02/04/18	Two pvs still o/s
5	Spurious Exp. Agric	AQ/IJLG/07/18	4,187,500.00	-	4,187,500.00	All pvs	Still o/s

6	Exp. Not account for	AQ/IJLG/08/18	3,614,894.65	-	3,614,894.65	All pvs	Pv/6/02/18 not attend to
7	Unproduced pvs	AQ/IJLG/09/18	5,501,000.00	1,161,000.00	4,340,000.00	8 PVS O/S	Still o/s
8 I	Loss (unvouched Exp.):- Access Bank		13,946,900.00	13,546,900.00	400,000.00	9/2/18 05/6/18	1 ps out
li	Heritage IGR		718,300.00	658,300.00	60,000.00		Still o/s pvs not produced



**A.K. Fasakin, CNA, CFIP.**  
**Auditor-General for Local Governments,**  
**Ekiti State.**  
**FRC/2014/ANAN/00000010278**

**REPORT OF THE AUDITOR GENERAL FOR LOCAL GOVERNMENTS ON THE  
ACCOUNTS OF IJERO LOCAL GOVERNMENT, IJERO-EKITI FOR THE YEAR ENDED  
31<sup>ST</sup> DECEMBER, 2019.**

**1. RESPONSIBILITY FOR FINACIAL STATEMENTS**

The Financial Statements have been prepared by the Director of Finance Ijero Local Government based on the available records and in compliance with the IPSAS Accrual Accounting for all Public Sectors Entities (PSE) in Nigeria.


To the best of our knowledge, the system of internal control had operated adequately throughout the reporting period, and the statements represent a true and fair view of the Financial Positions of the Local Government.

The Director of Finance accepts responsibility for the integrity of these Financial Statements, the information they contain and their compliance with International Public Sector Accounting Standards (IPSAS) Accrual Accounting for all public sector entities (PSE) in Nigeria.

In my opinion, these General Purpose Financial Statements fairly reflect the financial position of Ijero Local Government as at the year ended 31<sup>st</sup> December, 2019.



**Hon. Motunde Fajuyi,  
Executive Chairman.**



**Mr Falayi Tope.  
Director of Finance.**

## **STATEMENT OF ACCOUNTING POLICIES (IPSAS 1)**

### **(i) BASIS OF PREPARATION**

The General Purpose Financial Statements have been prepared in compliance with IPSAS Accrual Accounting basis that recognizes transactions and events occurred whether expenses are paid for or not and revenue received or outstanding, and under the guidelines of Financial Memoranda in conformity with National Chart of Account (NCOA) and the Nigeria Accounting Standard Board for Public Sector Reporting.

### **(ii) BASIS OF MEASUREMENT**

The Financial Statements have been prepared on historical cost unless stated otherwise.

### **(iii) REPORTING CURRENCY**

The Financial Statements were presented in Nigerian Naira, which is the functional currency of the Local Government Council.

### **(iv) GOING CONCERN**

The Financial Statements have been prepared on a going concern basis.

### **(v) ACCOUNTING PERIOD**

The Accounting period is from 1<sup>st</sup> January to 31<sup>st</sup> December, 2019.

### **(vi) REVENUE**

This presented both the exchange and non-exchange revenue from Internally Generated Revenue and Statutory Allocation from the Federation Account during the year.

### **(vii) EXPENDITURE**

This represented both recurrent and capital expenditure during the year.

### **(viii) NON-CURRENT ASSETS/ DEPRECIATION**

Property Plant and Equipment were recognized less accumulated depreciation.

### **(ix) BUDGET INFORMATION**

The Annual Budget was prepared on Accrual Basis. All planned costs and incomes were presented in a single statement to determine the needs of the Local Government Council.

### **(x). INVESTMENT PROPERTIES**

Investment properties were measured initially at cost, including transaction costs. The carrying amount included the replacement cost of components of an existing investment properly at the end time that cost was incurred if the recognition criteria were met and excluded the cost of day to day maintenance of an investment properly.

**IJERO LOCAL GOVERNMENT, IJERO-EKITI, EKITI-STATE, NIGERIA**  
**STATEMENT OF FINANCIAL POSITION FOR THE ENDED 31ST DECEMBER, 2019**

<b>2018</b>	<b>DETAILS</b>	<b>NOTES</b>	<b>2019</b>	
<b>N</b>			<b>N</b>	<b>N</b>
	<b><u>ASSETS</u></b>			
	<b>Current Assets</b>			
860,807.56	Cash and Cash Equivalents	1	953,983.27	-
-	Inventories	2	-	-
-	WIP	3	-	-
492,478,045.24	Receivables	4	394,478,045.22	-
	Prepayments	5	-	-
<b>493,338,852.80</b>	<b>Total Current Assets</b>			<b>395,432,028.49</b>
	<b>Non-Current Assets</b>			
-	Loans Granted	6	-	-
-	Investments	7	-	-
780,512,601.22	Fixed Assets-Property, Plant & Equipment	8	724,705,950.23	-
-	Investment Property	9	-	-
-	Biological Assets	10	-	-
-	<b>Total Non-Current Assets</b>			<b>724,705,950.23</b>
<b>780,512,601.22</b>	<b>Total Assets</b>			<b>1,120,137,978.72</b>
	<b><u>LIABILITIES</u></b>			
	<b>Current Liabilities</b>			
-	Accumulated Depreciation	11	-	-
-	Loans & Debts(Short-Term)	12	-	-
66,255.05	Unremitted Deductions	13	73,422.05	-
490,224,922.40	Payables	14	398,285,297.99	-
<b>490,288,177.45</b>	<b>Total Current Liabilities</b>		<b>398,358,720.04</b>	-
	<b>Non-Current Liabilities</b>			-
-	Public Funds	15	-	-
-	Borrowings	16	-	-
-	<b>Total Non-Current Liabilities</b>			-
490,288,177.45	<b>Total Liabilities</b>			<b>398,358,720.04</b>
783,563,276.57	<b>Net Asset/Equity</b>			<b>721,779,258.68</b>
108,875,833.78	Reserves	17	-	102,805,291.17
-	Capital Grant	18	-	-
-155,337,739.12	Net Surpluses/(Deficits)	19		
830,025,181.91	Accumulated Surplus/(Deficit)	20		618,973,967.51
<b>783,563,276.57</b>	<b>Total Net Assets/Equity</b>			<b>721,779,258.68</b>

**IJERO LOCAL GOVERNMENT, IJERO-EKITI, EKITI-STATE, NIGERIA**  
**STATEMENT OF FINANCIAL PERFORMANCE FOR THE YEAR ENDED 31ST DECEMBER, 2019**

<b>2018</b>	<b>DETAILS</b>	<b>NOTES</b>	<b>Actual 2019</b>
<b>₦</b>	<b><u>REVENUE</u></b>		<b>₦</b>
810,662,744.93	Government Share of FAAC (Statutory Revenue)	21	1,266,353,665.93
2,625,700.00	Tax Revenue	22	3,095,900.00
1,807,800.10	Non-Tax Revenue	23	4,037,210.00
-	Aid & Grants	24	-
-	Investment Income	25	-
-	Expenditure Recovery	26	-
-	Other Capital Receipts	27	-
-	Debt Forgiveness	28	-
<b>815,096,244.93</b>	<b>Total Revenue</b>		<b>1,273,486,775.93</b>
	<b><u>EXPENDITURE</u></b>		
641,991,827.23	Salaries & Wages	29	610,122,062.64
-	Social Contribution	30	-
228,090,046.89	Social Benefit	31	
100,352,109.93	Overhead Cost	32	61,003,279.84
-	Gratuity	33	-
-	Pension Allowance	34	-
-	Stationeries	35	-
-	Impairment Charges	36	-
-	Depreciation Charges	37	55,806,650.99
-	Transfer to other Government Entities	38	602,268,257.74
-	Public Debt Charges	39	-
-	Allowance(Leave Bonus)	40	-
<b>970,433,948.12</b>	<b>Total Expenditure</b>		<b>1,329,200,251.21</b>
<b>-155,387,739.12</b>	<b>Surplus/(Deficit) from Operating Activities for the Period</b>		<b>-55,713,475.28</b>
<b>-155,387,739.12</b>	<b>Total Non-Operating Revenue/(Expenses)</b>		
	<b>Non-Operating Activities</b>		
-	Gain/Loss on Disposal of Asset	41	-
-	Refunded Revenue	42	-
-	Revaluation Gain	43	-
-	<b>Net Surplus/(Deficit)</b>		<b>-55,713,475.28</b>

**IJERO LOCAL GOVERNMENT, IJERO-EKITI, EKITI-STATE, NIGERIA**  
**STATEMENT OF CASH FLOW FOR THE YEAR ENDED 31ST DECEMBER, 2019**

2018	DETAILS	NOTES	2019	
			N	N
	<b><u>CASH FLOWS FROM OPERATING ACTIVITIES</u></b>			
	<b><u>Inflows</u></b>			
810,662,744.63	Government Share of FAAC (Statutory Revenue)	21	1,266,353,665.93	-
2,625,700.10	Tax Revenue	22	3,095,900.00	-
1,807,800.10	Non-Tax Revenue	23	4,037,210.00	-
	Aid & Grants	24		
-	Investment Income	25	-	-
-	Expenditure Recovery	26	-	-
-	Other Capital Receipts	27	-	-
-	Debt Forgiveness	28	-	-
815,096,244.93	<b>Total inflow from operating Activities</b>			<b>1,273,486,775.93</b>
	<b><u>Outflows</u></b>			
641,991,827.23	Salaries & Wages	29	610,122,062.64	-
-	Social Contributions	30	-	-
228,090,046.89	Social Benefit	31	-	-
100,352,109.93	Overheads Cost	32	61,003,279.84	-
-	Gratuity	33	-	-
-	Pension Allowance	34	-	-
-	Transfer to other Government Entities	38	602,268,257.74	-
-	Allowance	40	-	-
-	Deductions	49	-	-
-	Refund	50	-	-
-	Inventory	51	-	-
-	Loan	52	-	-
970,433,989.05	<b>Total Outflow from Operating Activities</b>		-	<b>1,273,393,600.22</b>
-155,337,739.12	<b>Net Cash Inflow/(outflow) from Operating Activities</b>		-	<b>93,175.71</b>
	<b><u>CASH FLOW FROM INVESTING ACTIVITIES</u></b>			
-	Proceeds from Sale of PPE	53	-	-
-	Proceeds from Sale of Investment Property	54	-	-
-	Proceeds from Sales of Intangible Assets	55	-	-
-	Proceeds from Sale of Investment	56	-	-
-	Dividends Received	57	-	-
-	<b>Total Inflow</b>		<b>0.00</b>	-
-	<b>Outflows</b>		-	-
72,752,307.77	Purchase/ Construction of PPE	58		
	Purchase/ Construction OF Investment Property	59	-	-



-	Investment in Private Companies	60	-	-
-	Loan Granted	61	-	-
-	Purchase of Intangible Assets	62	-	-
-	Acquisition of Investment	63	-	-
<b>72,752,307.77</b>	<b>Total Outflow</b>		-	-
<b>-228,090,046.89</b>	<b>Net Cash Flow from Investing Activities</b>		-	-
	<b><u>CASH FLOW FROM FINANCING ACTIVITIES</u></b>			
-	Capital Grant Received	64	-	-
-	Proceeds from Borrowings	65	-	-
-	<b>Total Inflow</b>		-	-
-	<b>Outflows</b>			-
-	Repayment of Borrowings	66	-	-
-	Distribution of Surplus/Dividends Paid	67	-	-
-	<b>Total Outflow</b>		-	-
<b>-228,090,046.89</b>	<b>Net Cash Flow from Financing Activities</b>		-	-
<b>-228,090,046.89</b>	<b>Net Cash Flow from all Activities</b>		-	<b>93,175.71</b>
227,229,239.33	Cash and Its Equivalent as at 01/01/2019		-	860,807.56
<b>860,807.56</b>	<b>Cash and Its Equivalent as at 31/12/2019</b>	<b>1</b>	-	<b>953,983.27</b>

**IJERO LOCAL GOVERNMENT, IJERO-EKITI, EKITI-STATE, NIGERIA**  
**STATEMENT OF COMPARISON OF BUDGET AND ACTUAL FOR THE YEAR ENDED 31ST**  
**DECEMBER, 2019**

2018		Notes	Actual 2019	Final Budget 2019	Variance on Final Budget
N			N	N	N
	<b><u>REVENUE</u></b>				
810,662,744.93	Government Share of FAAC (Statutory Revenue)	21	1,266,353,665.93	1,605,000,000.00	-21.10
2,625,700.00	Tax Revenue	22	3,095,900.00	9,210,000.00	-66.39
1,807,800.00	Non-Tax Revenue	23	4,037,210.00	8,990,000.00	-55.09
-	Aid & Grants	24	-	-	-
-	Investment Income	25	-	-	-
-	Expenditure Recovery	26	-	-	-
-	Other Capital Receipts	27	-	-	-
-	Debt Forgiveness	28	-	-	-
<b>815,096,244.93</b>	<b>Total Revenue</b>		<b>1,273,486,775.93</b>	<b>1,623,200,000.00</b>	<b>-142.58</b>
	<b><u>EXPENDITURE</u></b>				
641,991,827.23	Salaries & Wages	29	610,122,062.64	735,000,000.00	16.99
-	Social Contribution	30	-	-	-
228,090,046.89	Social Benefit	31		100,000,000.00	-71.20
100,352,109.93	Overhead Cost	32	61,003,279.84	170,000,000.00	64.11
-	Gratuity	33	-	-	-
-	Pension Allowance	34	-	-	-
-	Stationeries	35	-	-	-
-	Impairment Charges	36	-	-	-
-	Depreciation Charges	37		-	
-	Transfer to other Government Entities	38	602,268,257.74	-	-100.00
-	Public Debt Charges	39		-	-
-	Allowance(Leave Bonus)	40		-	-
<b>970,433,948.12</b>	<b>Total Expenditure</b>		<b>1,273,393,600.22</b>	<b>1,005,000,000.00</b>	<b>81.1</b>
	<b>Surplus/(Deficit) for the period</b>		<b>93,175.71</b>	<b>618,200,000.00</b>	

**IJERO LOCAL GOVERNMENT, IJERO-EKITI, EKITI-STATE, NIGERIA**  
**STATEMENT OF CHANGES IN NET ASSETS/EQUITY FOR THE YEAR ENDED 31ST DECEMBER, 2019**

<b>S/N</b>	<b>NARATION</b>	<b>ACCUMULATED SURPLUS/DEFICIT (N)</b>	<b>RESERVES (N)</b>	<b>CAPITAL GRANT (N)</b>	<b>TOTAL (N)</b>
1	Opening Balance (1/1/19)	674,687,442.79	108,875,833.78	-	783,563,276.57
2	Surplus for the year	-55,713,475.28	-	-	-55,713,475.28
3	Grant for the year	-	-	-	-
4	Adjustment	-	-6,070,542.61	-	-6,070,542.61
	<b>Closing Balance 31/12/19</b>	<b>618,973,967.51</b>	<b>102,805,291.17</b>	<b>-</b>	<b>721,779,258.68</b>

**NOTE 1****CASH & CASH EQUIVALENTS FOR THE YEAR 2019**

<b>S/N</b>	<b>BANK</b>	<b>ACCOUNT NAME</b>	<b>ACCOUN NO</b>	<b>AMOUNT (N)</b>
1	ACCESS BANK	IGR	0009560347	225,336.05
2	ACCESS BANK	RECURRENT	0027088074	125,229.69
3	HERITAGE BANK	IGR	0002279364	33,155.69
4	"	CAPITAL PROJECT	6002279405	4,866.94
5	"	SALARY	6002279302	563,523.11
6	"	RECURENT	6002279412	1,871.79
	<b>TOTAL</b>			<b>953,983.27</b>

**NOTE 4****IJERO LOCAL GOVERNMENT, IJERO EKITI GENERAL PURPSOE FINANCIAL STATEMENT FOR THE YEAR ENDED 31<sup>ST</sup> DECEMBER, 2019****RECEIVABLE**

<b>S/N</b>	<b>DETAILS</b>	<b>AMOUNT (N)</b>
1	10% IGR from State	30,462,220.80
2	Unpaid rent from lockup shops	2,000,000.00
3	Revenue	2,250,000.02
4	Salary	359,765,824.40
	<b>Total</b>	<b>394,478,045.22</b>

**NOTE 8 & 37****PROPERTY, PLANTS & EQUIPMENT AND DEPRECIATION CHARGE FOR 2019**

<b>ASSETS</b>	<b>COST (N)</b>	<b>PERCENTAGE</b>	<b>DEPRECIATION CHARGES (NOTE 37) (N)</b>	<b>NBV (N)</b>
LAND AND BUILDING	546,368,820.85	2%	10,927,176.42	535,431,644.43
MOTOR VEHICLES	78,051,260.12	20%	15,610,252.02	62,441,008.10
FURNITURE AND FITINGS	39,025,630.06	15%	5,853,844.51	33,171,785.55
PLANT AND MACHINERY	79,551,260.73	20%	15,910,252.15	63,641,008.58
OFFICE EQUIPEMENT	37,525,629.46	20%	7,505,125.89	30,020,503.57
<b>TOTAL</b>	<b>780,512,601.22</b>		<b>-55,806,650.99</b>	724,705,950.23

### **NOTE 13**

#### **UNREMITTED DEDUCTIONS**

Sharp-sharp 73,422.05

### **NOTE 14**

#### **PAYABLES**

<b>S/N</b>	<b>DETAILS</b>	<b>AMOUNT (N)</b>
1	Outstanding Salaries & Wages (staff)	207,581,777.35
2	Outstanding Palace salary	6,595,690.38
3	Political Office Holders	93,461,544.96
4	Contractual Obligations	70,225,730.48
5	General Staff claims	20,420,554.82
	<b>Total</b>	<b>398,285,297.99</b>

### **NOTE 21**

#### **STATUTORY ALLOCATION FROM JANUARY TO DECEMBER, 2019**

<b>MONTH</b>	<b>AMOUNT (N)</b>
JANUARY	102,974,045.93
FEBRUARY	92,522,014.56

MARCH	92,631,491.20
APRIL	85,227,093.62
MAY	90,888,969.99
JUNE	86,562,884.41
JULY	87,946,483.61
AUGUST	93,859,359.07
SEPTEMBER	139,284,939.25
OCTOBER	145,916,992.76
NOVEMBER	128,084,301.26
DECEMBER	120,455,091.17
<b>TOTAL</b>	<b>1,266,353,665.93</b>

## NOTE 22

### TAX REVENUE

<b>S/N</b>	<b>DETAILS</b>	<b>AMOUNT (N)</b>
1	Local/Flat Rate	2,850,000.00
2	Tenement Rate	245,900.00
	<b>Total</b>	<b>3,095,900.00</b>

## NOTE 23

### NON-TAX REVENUE

<b>S/N</b>	<b>DETAILS</b>	<b>AMOUNT (N)</b>
1	Liquor license	150,000.00
2	Hackney Permit	350,000.00
3	Trade/Club Registration	70,000.00

4	Marriage Registration	850,000.00
5	Local Government Origin	1,100,000.00
6	Trade/Shop Permit	250,210.00
7	Road Block Permit	367,000.00
8	Sawmill Loading/offloading	200,000.00
9	Other Miscellaneous	700,000.00
	<b>Total</b>	<b>4,037,210.00</b>

## NOTE 29

### SALARIES & WAGES

<b>S/N</b>	<b>DETAILS</b>	<b>AMOUNT (N)</b>
1	Staff Salaries	479,040,803.51
2	Political Office Holders	50,978,300.26
3	Traditional Council	66,031,578.12
4	Palace Staff	11,191,380.75
5	MSS	2,880,000.00
	<b>Total</b>	<b>610,122,062.64</b>

## NOTE 32

### OVERHEAD COST

<b>MONTH</b>	<b>AMOUNT (N)</b>
JANUARY	4,554,221.17
FEBRUARY	5,847,392.00
MARCH	5,809,780.89
APRIL	5,128,517.65

MAY	5,702,865.42
JUNE	6,128,517.65
JULY	5,128,517.65
AUGUST	4,428,419.65
SEPTEMBER	3,541,367.41
OCTOBER	4,028,017.05
NOVEMBER	5,574,938.13
DECEMBER	5,130,725.17
<b>TOTAL</b>	<b>61,003,279.84</b>

### NOTE 38

#### TRANSFER TO OTHER GOVERNMENT ENTITIES

SUBEB PERSONNEL COST N602,268,257 .74



**REPORT**

**OF THE**

**AUDITOR-GENERAL FOR LOCAL**

**GOVERNMENTS**

**ON THE**

**ACCOUNTS OF IKERE LOCAL GOVERNMENT,**

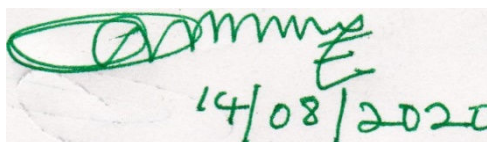
**IKERE-EKITI,**

**FOR THE YEAR ENDED,**

**31ST DECEMBER, 2019.**

## **AUDIT CERTIFICATE**

I have examined the General Purpose Financial Statements of Ado Local Government as at 31<sup>st</sup> December, 2019 in accordance with Sections 123(2) of the Constitution of the Federal Republic of Nigeria 1989; 316(1) of the Constitution of the Federal Republic of Nigeria 1999, 32 (2) of the Local Government Administration Law No 2 of 1999, and section 26(2) of Ekiti State Audit Law 2014. The audit was conducted in compliance with International Standards on Auditing (ISA) and International Organisation of Supreme Audit Institutions (INTOSAI) Auditing Standards. The Financial Statements were prepared in line with IPSAS Accrual. I have obtained information and explanations that I required for my audit. In my opinion, the General Purpose Financial Statements and the supporting Accounts and Statements give a true and fair view of the Local Government as at 31<sup>st</sup> December, 2019 subject to the observations in this report.



**A.K. Fasakin, CNA, CFIP.**  
**Auditor-General for Local Governments,**  
**Ekiti State.**  
**FRC/2014/ANAN/00000010278**

**REPORT OF THE AUDITOR GENERAL FOR LOCAL GOVERNMENTS ON THE  
ACCOUNTS OF IKERE LOCAL GOVERNMENT, IKERE-EKITI FOR THE YEAR  
ENDED 31<sup>ST</sup> DECEMBER, 2019.**

The General Purpose Financial Statements of Ikere Local Government have been examined in accordance with sections 123(2) and 316 of the Constitution of the Federal Republic of Nigeria, 1989 and 1999 respectively, section 26(2) of Ekiti State Audit Law, 2014 and section 32(2) of the Local Government Administration Law No 2 of 1999. The General Purpose Financial Statements were correct subject to the comments in this report and the existence of the Assets have been substantiated.

**2. STATEMENT OF FINANCIAL RESPONSIBILITY**

It is the responsibility of Director of Finance of Ikere Local Government to prepare and present the Financial Statements to the Auditor-General in accordance with the provisions of the constitutions of the Federal Republic of Nigeria within 90 days after the expiration of the financial year, and the section was adhered to by the Local Government and submitted its accounts on 30<sup>th</sup> March 2019.

**3. STATEMENT OF RESPONSIBILITY OF AUDITOR-GENERAL**

It is my responsibility to form an independent opinion, based on General Purpose Financial Statements and accompanying Accounts prepared and submitted to me by the Director of Finance of the Local Government and to report thereupon in consonance with the Constitution of the Federal Republic of Nigeria.

**4. RESPONSIBILITY OF THE PUBLIC ACCOUNTS COMMITTEE (PAC)**

It is the responsibility of the Public Accounts Committee of the State House of Assembly to review the Auditor-General's Report with a view to ensuring enforcement of the recommendations made and impose sanctions where necessary.

**5. BASIS OF OPINION**

The Audit was conducted in compliance with International Standards on Auditing (ISA) and Generally Accepted Public Sector and INTOSAI Auditing Standards.

These standards require that I comply with ethical requirements, plan and perform the audit to obtain reasonable assurance that the financial statements are free from material misstatements whether due to fraud or error. I also evaluated the overall adequacy of the presentation of information in the financial statements.

In the course of the Audit, I have obtained all the information and explanation that to the best of my knowledge and belief were necessary for the purpose of audit and I believe that the audit evidence I obtained is sufficient and appropriate to provide a basis for independent opinion.

## 6. **OPINION**

In my opinion, the Financial Statements which included Statement of Financial Position, Statement of Financial Performance, Statement of Cash Flow, Statement of Comparison of Budget and Actual and Statement of Changes in Net Assets/Equity as at 31<sup>st</sup> December, 2019 with supporting notes, give a true and fair view of the State of Affairs And Financial Positions of the Local Governments for the fiscal year ended on that date subject to the observations and comments in the other parts of this report.

## 7. **BUDGET OVERVIEW AND PERFORMANCE**

Statement of Comparison for Budget Estimates and Actual Performance for the year ended 31<sup>st</sup> December, 2018 prepared and presented showed the following shortfalls:

- i. The approved for the year was not made available to Audit.
- ii. The estimate made for Revenue in the 2019 budget recorded a low performance. An estimate was made for **N3,646,145,231.16**, while actual Revenue recorded stood at **N1,817,516,084.87**. This is about **49.85%** performance. Equally, the IGR of **N13,025,822.50** represents only **0.73%** of the total Revenue for the period, meaning the Local Government relied unduly on the Statutory allocation for survival.
- iii. The sum of **N3,122,442,184.16** only was budgeted for expenditure but only **N1,791,760,570.95** was actually incurred, resulting to savings of **N1,330,681,613.21** for the period.

## 8. **REVENUE ACCOUNT**

A total sum of **#1,817,516,084.87** was earned as total Revenue as at 31<sup>st</sup> December, 2018 out of which only **0.73%- N13,187,591.42** was generated as IGR, which showed that the Local Government solely depends on the Statutory allocation.

On the basis of comparison, the IGR for the current year recorded an increase of **7.42%** over that of previous year. Details of this is contained in the statement of Budget Comparison for the year 2019.

## 9. **AUTHORITY FOR EXPENDITURE**

All expenditure shown in the statement of actual expenditure for the year have been authorized as provided for by section 22(i) of the Local Government Administration Law 1999 with the exceptions of paragraphs 3 and 7 of this report.

## 10. **EXPENDITURE CONTRARY TO LAW**

The following expenditure appears to be contrary to law.

S/NO	QUERY NO	SUBJECT	AMOUNT
1	AUD/IKELG/AQ/01/2019	Unaudited/Items not taken on store ledger charge	630,400.00
2	AUD/IKELG/AQ/02/2019	Unreceipted/Unaudited Expenditure	1,068,000.00
3	AUD/IKELG/AQ/03/2019	Nugatory Expenditure	7,737,000.00
4	AUD/IKELG/AQ/04/2019	Expenditure not Supported with proper records	2,683,375.00
5	AUD/IKELG/AQ/05/2019	Unreasonable Expenditure	1,020,000.00
6	AUD/IKELG/AQ/06/2019	Unretired Security vote	20,000,000.00
7	AUD/IKELG/AQ/07/2019	Unaudited Expenditure	5,596,517.00
8	AUD/IKELG/AQ/08/2019	Expenditure Contrary to Regulation	14,045,540.00
9	AUD/IKELG/AQ/09/2019	Unproduced payment Vouchers	7,050,770.00
10	AUD/IKELG/AQ/10/2019	Unvouched Expenditure	5,989,000.00
11	AUD/IKELG/AQ/11/2019	Illegal Withdrawal from salary Account	7,901,400.00
12	AUD/IKELG/AQ/12/2019	Unproduced Revenue Earning Receipt	Various
		<b>Total</b>	<b>73,722,002.00</b>

## 11. **STATEMENTS OF ASSETS AND LIABILITIES**

The statements of Assets and Liabilities were correct and existence of the Assets have been substantiated.

12. **DISALLOWANCE** Allowance has been reserved in respect of the expenditure detailed in paragraph 6 of this report pending a satisfactory explanations or the sanction of the State House of Assembly.

### 13. STATE OF ACCOUNT

The Accounts of Ikere Local Government have been examined up to 31<sup>st</sup> December 2019 and detailed observations have been forwarded to the Director of Administration, Ikere Local Government, Ikere Ekiti.

Your attention is invited to the following issues:

- Non adherence to Financial Memoranda
- Internally Generated Revenue
- Traditional Council's Accounts
- Attendance to Audit Queries
- Capital Projects

### 14. OUTSTANDING MATTERS FROM PREVIOUS REPORTS

The following matters remained outstanding in my previous reports.

(a)	Difference in JAAC releases (2015)	-	N11,715,250.57
(b)	Loss of fund involving Mr. Fasanmi Oluremi (2015)		257,000.00
©	Loss of fund involving the Management of the Council		2,052,000.00
(d)	Unremitted Revenue		25,300.00

S/N	QUERY SUBJECT	QUERY NUMBER	AMOUNT OUTSTANDING (N)
1	Unvouched Expenditure	AQ/IKELG/07/2015	371,889.31
2	Expenditure not supported with Proper Records/Account	AQ/IKELG/08/2015	261,860.00
3		Differences in JAAC Releases	11,715,250.27

### OUTSTANDING QUERIES (2016)

S/N	QUERY SUBJECT	QUERY NUMBER	AMOUNT OUTSTANDING (N)
1	Unauthorised Expenditure	AUD/IKELG/AQ/01/2016	900,000.00
2	Nugatory Payment	AUD/IKELG/AQ/05/2016	1,950,000.00
3	Unvouched Expenditure	AUD/IKELG/AQ/10/2016	26,931,937.13
4	Unproduced Payment Vouchers	AUD/IKELG/AQ/11/2016	7,315,984.00

### OUTSTANDING QUERIES (2017)

S/N	QUERY SUBJECT	QUERY NUMBER	AMOUNT OUTSTANDING (N)
1	Expenditure Contrary to Regulation I	AUD/IKELG/AQ/02/2017	800,000.00
2	Expenditure Contrary to Regulation II	AUD/IKELG/AQ/03/2017	850,000.00
3	Expenditure Not Supported with Proper Records	AUD/IKELG/AQ/04/2017	1,120,000.00
4	Unretired/ Unaudited Expenditure	AUD/IKELG/AQ/05/2017	900,000.00
5	Unreceipted Expenditure	AUD/IKELG/AQ/06/2017	1,101,500.00
6	Nugatory Payment	AUD/IKELG/AQ/07/2017	869,600.00
7	Nugatory Payment II	AUD/IKELG/AQ/12/2017	6,125,000.00
8	Nugatory Payment II	AUD/IKELG/AQ/13/2017	12,500.00
9	Expenditure Contrary to Regulation IV	AUD/IKELG/AQ/14/2017	700,000.00
10	Expenditure Contrary to Regulation V	AUD/IKELG/AQ/15/2017	14,717,294.04
11	Expenditure Contrary to Regulation VI	AUD/IKELG/AQ/17/2017	7,368,161.34
12	Nugatory Payment V	AUD/IKELG/AQ/18/2017	-
13	Nugatory/Unverified Projects I	AUD/IKELG/AQ/19/2017	-
14	Nugatory/Unverified Project II	AUD/IKELG/AQ/20/2017	7,658,824.58
15	Expenditure not Accounted for	AUD/IKELG/AQ/21/2017	-
16	Loss of fund		1,388,000.00

### PROJECT NOT CARRIED OUT TO SPECIFICATION

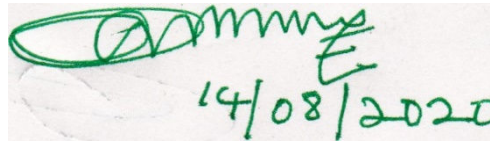
17. Project:- Construction of Health Centre at Idemo quarters Ikere Ekiti.

Contractor: Dayo & Dayo Nig. Ltd.

### OUTSTANDING QUERIES (2018)

S/N	QUERY SUBJECT	QUERY NUMBER	AMOUNT OUTSTANDING (N)
1	Expenditure Contrary to Financial Regulations I	AUD/IKELG/AQ/01/2018	1,008,000.00
2	Expenditure Contrary to Financial Regulations II	AUD/IKELG/AQ/02/2018	835,000.00
3	Expenditure Contrary to Financial Regulations II	AUD/IKELG/AQ/03/2018	800,000.00

4	Unproduced Revenue Earning Receipts	AUD/IKELG/AQ/05/2018	-
5	Unproduce Payment Vouchers	AUD/IKELG/AQ/06/2018	1,167,000.00
6	Doubtful Payment	AUD/IKELG/AQ/07/2018	-
	Total		<b>3,810,000.00</b>



**A.K. Fasakin, CNA, CFIP.**  
**Auditor-General for Local Governments,**  
**Ekiti State.**  
**FRC/2014/ANAN/00000010278**



**REPORT OF THE AUDITOR GENERAL FOR LOCAL GOVERNMENTS ON THE ACCOUNTS OF IKERE LOCAL GOVERNMENT, IKERE-EKITI FOR THE YEAR ENDED 31<sup>ST</sup> DECEMBER, 2019.**

**1. RESPONSIBILITY FOR FINANCIAL STATEMENTS**

The Financial Statements have been prepared by the Director of Finance Ikere Local Government based on the available records and in compliance with the IPSAS Accrual Accounting for all Public Sectors Entities (PSE) in Nigeria.


To the best of our knowledge, the system of internal control had operated adequately throughout the reporting period, and the statements represent a true and fair view of the Financial Positions of the Local Government.

The Director of Finance accepts responsibility for the integrity of these Financial Statements, the information they contain and their compliance with International Public Sector Accounting Standards (IPSAS) Accrual Accounting for all public sector entities (PSE) in Nigeria.

In my opinion, these General Purpose Financial Statements fairly reflect the financial position of Ikere Local Government as at the year ended 31<sup>st</sup> December, 2019.



**Hon. Motunde Fajuyi,  
Executive Chairman.**



**Mr Agboola S.B.  
Director of Finance.**

## **STATEMENT OF ACCOUNTING POLICIES (IPSAS 1)**

### **(i) BASIS OF PREPARATION**

The General Purpose Financial Statements have been prepared in compliance with IPSAS Accrual Accounting basis that recognizes transactions and events occurred whether expenses are paid for or not and revenue received or outstanding, and under the guidelines of Financial Memoranda in conformity with National Chart of Account (NCOA) and the Nigeria Accounting Standard Board for Public Sector Reporting.

### **(ii) BASIS OF MEASUREMENT**

The Financial Statements have been prepared on historical cost unless stated otherwise.

### **(iii) REPORTING CURRENCY**

The Financial Statements were presented in Nigerian Naira, which is the functional currency of the Local Government Council.

### **(iv) GOING CONCERN**

The Financial Statements have been prepared on a going concern basis.

### **(v) ACCOUNTING PERIOD**

The Accounting period is from 1<sup>st</sup> January to 31<sup>st</sup> December, 2019.

### **(vi) REVEUNE**

This presented both the exchange and non-exchange revenue from Internally Generated Revenue and Statutory Allocation from the Federation Account during the year.

### **(vii) EXPENDITURE**

This represented both recurrent and capital expenditure during the year.

### **(viii) NON-CURRENT ASSETS/ DEPRECIATION**

Property Plant and Equipment were recognized less accumulated depreciation.

### **(ix) BUDGET INFORMATION**

The Annual Budget was prepared on Accrual Basis. All planned costs and incomes were presented in a single statement to determine the needs of the Local Government Council.

### **(x). INVESTMENT PROPERTIES**

Investment properties were measured initially at cost, including transaction costs. The carrying amount included the replacement cost of components of an existing investment properly at the end time that cost was incurred if the recognition criteria were met and excluded the cost of day to day maintenance of an investment properly.

**IKERE LOCAL GOVERNMENT, IKERE-EKITI, EKITI STATE, NIGERIA**  
**STATEMENT OF FINANCIAL POSITION FOR THE ENDED 31ST DECEMBER, 2019**

<b>2018</b>	<b>DETAILS</b>	<b>NOTES</b>	<b>2019</b>	
<b>N</b>	<b>Represented By:</b>		<b>N</b>	<b>N</b>
	<b><u>ASSETS</u></b>			
	<b>Current Assets</b>			
-12,127,799.57	Cash and Cash Equivalents	1	13,627,723.35	
	Inventories	2	50,500.00	
	WIP	3		
303,411,200.47	Receivables	4	37,793,785.14	
	Prepayments	5		
<b>291,283,400.90</b>	<b>Total Current Assets</b>			<b>51,472,008.49</b>
	<b>Non-Current Assets</b>			
	Loans Granted	6		
11,383,242.65	Investments	7	11,381,242.65	
916,985,323.23	Fixed Assets-Property, Plant & Equipment	8	905,010,265.26	
	Investment Property	9		
	Biological Assets	10	87,978,000.00	
<b>928,366,565.99</b>	<b>Total Non-Current Assets</b>			<b>1,004,369,507.91</b>
<b>1,219,649,966.89</b>	<b>Total Assets</b>			<b>1,055,841,516.40</b>
	<b><u>LIABILITIES</u></b>			
	<b>Current Liabilities</b>			
	Accumulated Depreciation	11		
	Loans & Debts(Short-Term)	12		
753,619.47	Unremitted Deductions	13	7,526,880.45	
320,410,431.20	Payables	14	555,056,670.45	
<b>321,164,050.67</b>	<b>Total Current Liabilities</b>		<b>562,583,550.90</b>	
	<b>Non-Current Liabilities</b>			
	Public Funds	15	4,000,000.00	
	Borrowings	16		
	<b>Total Non-Current Liabilities</b>		<b>4,000,000.00</b>	
321,164,050.67	<b>Total Liabilities</b>			<b>566,583,550.90</b>
898,485,916.22	<b>Net Asset/Equity</b>			<b>489,257,965.50</b>
	<b>Financed By:</b>			
854,178,576.00	Reserves	17		408,996,711.04
	Capital Grant	18		-
7,778,410.97	Net Surpluses/(Deficits)	19		-
36,528,929.23	Accumulated Surplus/(Deficits)	20		80,261,254.46
<b>898,485,916.00</b>	<b>Total Net Assets/Equity</b>			<b>489,257,965.50</b>

**IKERE LOCAL GOVERNMENT, IKERE-EKITI, EKITI STATE, NIGERIA STATEMENT OF FINANCIAL PERFORMANCE FOR THE YEAR ENDED 31ST DECEMBER, 2019**

<b>2018</b>	<b>DETAILS</b>	<b>NOTES</b>	<b>Actual 2019</b>
<b>₦</b>	<b>REVENUE</b>		<b>₦</b>
1,070,031,299.97	Government Share of FAAC (Statutory Revenue)	21	1,804,328,493.45
30,000.00	Tax Revenue	22	3,693,300.00
10,995,822.50	Non-Tax Revenue	23	5,881,530.00
	Aid & Grants	24	
1,250,410.00	Investment Income	25	3,612,761.42
	Expenditure Recovery	26	
	Other Capital Receipts	27	
	Debt Forgiveness	28	
<b>1,082,307,532.47</b>	<b>Total Revenue</b>		<b>1,817,516,084.87</b>
	<b>EXPENDITURE</b>		
961,421,019.20	Salaries & Wages	29	912,727,781.38
	Social Contribution	30	38,926,802.97
	Social Benefit	31	
87,331,367.95	Overhead Cost	32	102,397,140.00
	Gratuity	33	
	Pension Allowance	34	
	Stationeries	35	
	Impairment Charges	36	
2,776,735.35	Depreciation Charges	37	23,823,458.21
	Transfer to other Government Entities	38	686,036,639.22
	Public Debt Charges	39	
	Allowance(Leave Bonus)	40	17,650,348.83
<b>1,074,529,121.50</b>	<b>Total Expenditure</b>		<b>1,781,562,170.61</b>
<b>7,778,410.97</b>	<b>Surplus/(Deficit) from Operating Activities for the Period</b>		<b>35,953,914.26</b>
	<b>Total Non-Operating Revenue/(Expenses)</b>		
	<b>Non-Operating Activities</b>		
	Gain/Loss on Disposal of Asset	41	
	Refunded Revenue	42	
	Revaluation Gain	43	
	<b>Net Surplus/(Deficit) from Ordinary Activities</b>		<b>35,953,914.26</b>
	<b>Surplus/(Deficit) from Ordinary Activities</b>		
	Purchases/Construction of Assets	44	
	Minority Interest Share of Surplus/(Deficits)	45	
<b>7,778,410.97</b>	<b>Net surplus/(Deficit) for the year</b>		<b>35,953,914.26</b>

**IKERE LOCAL GOVERNMENT, IKERE-EKITI, EKITI STATE, NIGERIA STATEMENT  
OF CASH FLOW FOR THE YEAR ENDED 31ST DECEMBER, 2019**

2018	DETAILS	NOTES	2019	
			N	N
	<b><u>CASH FLOWS FROM OPERATING ACTIVITIES</u></b>			
	<b><u>Inflows</u></b>			
1,070,031,299.97	Government Share of FAAC (Statutory Revenue)	21	1,804,328,493.45	
30,000.00	Tax Revenue	22	3,693,300.00	
10,995,822.50	Non-Tax Revenue	23	5,881,530.00	
	Aid & Grants	24		
1,250,410.00	Investment Income	25	3,612,761.42	
	Expenditure Recovery	26		
	Other Capital Receipts	27		
	Debt Forgiveness	28		
1,082,307,532.47	<b>Total inflow from operating Activities</b>			<b>1,817,516,084.87</b>
	<b><u>Outflows</u></b>			
961,421,019.20	Salaries & Wages	29	912,727,781.38	
	Social Contributions	30	38,926,802.97	
	Social Benefit	31		
87,331,367.95	Overheads Cost	32	102,397,140.00	
	Gratuity	33		
	Pension Allowance	34		
	Transfer to other Government Entities	38	686,036,639.22	
	Allowance	40	17,650,348.83	
	Deductions	49		
	Refund	50		
	Inventory	51		
	Loan	52		
1,048,752,387.00	<b>Total Outflow from Operating Activities</b>			<b>1,757,738,712.40</b>
33,555,145.00	<b>Net Cash Inflow/(outflow) from Operating Activities</b>			<b>59,777,372.47</b>
	<b><u>CASH FLOW FROM INVESTING ACTIVITIES</u></b>			
	Proceeds from Sale of PPE	53		
	Proceeds from Sale of Investment Property	54		
	Proceeds from Sales of Intangible Assets	55		
	Proceeds from Sale of Investment	56		
	Dividends Received	57	-	
	<b>Total Inflow</b>		<b>0.00</b>	

	<b>Outflows</b>		-	
32,781,376.24	Purchase/ Construction of PPE	58	<b>-34,021,858.55</b>	
	Purchase/ Construction OF Investment Property	59	-	
	Investment in Private Companies	60	-	
	Loan Granted	61	-	
	Purchase of Intangible Assets	62	-	
	Acquisition of Investment	63	-	
<b>32,781,376.24</b>	<b>Total Outflow</b>		-	<b>-34,021,858.55</b>
<b>773,769.08</b>	<b>Net Cash Flow from Investing Activities</b>		-	<b>-34,021,858.55</b>
	<b><u>CASH FLOW FROM FINANCING ACTIVITIES</u></b>			
	Capital Grant Received	64		
	Proceeds from Borrowings	65		
	<b>Total Inflow</b>		0.00	
	<b>Outflows</b>			
	Repayment of Borrowings	66		
	Distribution of Surplus/Dividends Paid	67		
	<b>Total Outflow</b>		<b>0.00</b>	
<b>773,769.00</b>	<b>Net Cash Flow from Financing Activities</b>			
<b>77,369.00</b>	<b>Net Cash Flow from all Activities</b>			<b>25,755,513.92</b>
-12,901,568.65	Cash and Its Equivalent as at 01/01/2019			-12,127,790.57
<b>-12,127,799.57</b>	<b>Cash and Its Equivalent as at 31/12/2019</b>	<b>1</b>		<b>13,627,723.35</b>

**IKERE LOCAL GOVERNMENT, IKERE-EKITI, EKITI STATE, NIGERIA STATEMENT  
OF COMPARISON OF BUDGET AND ACTUAL FOR THE YEAR ENDED 31ST DECEMBER,  
2019**

2018		Notes	Actual 2019	Final Budget 2019	Variance on Final Budget
N			N	N	N
	<b>REVENUE</b>				
1,070,312,299.97	Government Share of FAAC (Statutory Revenue)	21	1,804,328,493.45	3,622,107,231.16	-50.19
30,000.00	Tax Revenue	22	3,693,300.00	2,500,000.00	47.73
10,995,822.50	Non-Tax Revenue	23	5,881,530.00	16,970,000.00	-65.34
	Aid & Grants	24			
1,250,410.00	Investment Income	25	3,612,761.42	4,568,000.00	-20.91
	Expenditure Recovery	26			
	Other Capital Receipts	27			
	Debt Forgiveness	28			
<b>1,082,307,532.47</b>	<b>Total Revenue</b>		<b>1,817,516,084.87</b>	<b>3,646,145,231.16</b>	<b>-88.71</b>
	<b>EXPENDITURE</b>				
961,421,019.20	Salaries & Wages	29	912,727,781.38	1,243,182,805.10	26.58
	Social Contribution	30	38,926,802.97	718,184,312.27	94.58
	Social Benefit	31			
87,331,367.95	Overhead Cost	32	102,397,140.00	130,990,400.00	21.83
	Gratuity	33			
	Pension Allowance	34			
	Stationeries	35			
	Impairment Charges	36			
25,776,734.35	Purchase of Assets	37	34,021,858.55	0.00	- 100.00
	Transfer to other Government Entities	38	686,036,639.22	1,000,085,471.79	31.40
	Public Debt Charges	39			
	Allowance(Leave Bonus)	40	17,650,348.83	30,000,000.00	41.17
<b>1,074,529,121.50</b>	<b>Total Expenditure</b>		<b>1,791,760,570.95</b>	<b>3,122,442,989.16</b>	<b>115.56</b>
<b>777,841,097.00</b>	<b>Net Surplus/(Deficit) for the year</b>		<b>25,755,513.92</b>	<b>523,702,242.00</b>	<b>- 204.27</b>

**IKERE LOCAL GOVERNMENT, IKERE-EKITI, EKITI STATE, NIGERIA**  
**STATEMENT OF CHANGES IN NET ASSETS/EQUITY FOR THE**  
**YEAR ENDED 31ST DECEMBER, 2019**

<b>S/ N</b>	<b>NARRATION</b>	<b>ACCUMULATED SURPLUS/DEFICIT</b>	<b>RESERVE</b>	<b>CAPITAL GRANT</b>	<b>TOTAL</b>
1	Opening Balance (1/1/2019)	44,307,340.20	854,178,576.00	-	898,485,916.20
2	Surplus/(Deficit) for the year	35,953,914.26	-	-	35,953,914.26
3	Adjustment for the period	-	-445,181,864.96	-	-445,179,864.96
	Closing Balance (31/12/19)	<b>80,261,254.46</b>	<b>408,996,711.04</b>	-	<b>489,257,965.50</b>



**NOTE I****CASH AND CASH EQUIVALENTS**

S/No	BANK NAME	PURPOSE	ACCOUNT NUMBER	BALANCE
1	Access	Recurrent/Salary (Running grant)	0053602170	1,995,592.85
2	Amoye	IGR Account	1100075362	557,203.22
3	Zenith	Running Grant	1016492968	552,228.99
4	Zenith	Social Wefare and Salary	1016252847	671,554.63
5	Zenith	Sundry Account	1016252854	215,178.15
6	Wema	Salary Account	0122240683	269,798.64
7	Wema	IGR Account	0122884481	461,643.63
8	Wema	Internal Capital	0122642036	5,837,394.74
9	Wema	Main Account	0122642050	3,067,128.50
	<b>TOTAL</b>			<b>13,627,723.35</b>

**NOTE 2**

Inventories

50,500.00

**NOTE 3****RECEIVABLES****SALARY ADVANCE**

Mr. Oladunjoye L.S

353,785.14

State IGR 10% for 2019

37,440,000.00**37,793,785.14**

**NOTE 7****INVESTMENTS:**

Re:instead figure from previous year                      11,381,242.65                      **11,381,242.65**

**NOTE 8****PROPERTY, PLANT & EQUIPMENT**

<b>PROPERTY, PLANT &amp; EQUIPMENT</b>	<b>LAND &amp; BUILDING (N)</b>	<b>PLANT (MOTOR VEHICLES) (N)</b>	<b>TOTAL (N)</b>
Opening Balance 1/1/19	890,237,687.30	26,747,635.93	916,985,323.23
Addition	-	34,021,858.55	34,021,858.55
Cost as at 31/12/19	890,237,687.30	60,769,494.48	951,007,181.78
Dep. As at 1/1/19	17,692,134.57	4,481,323.64	22,173,458.21
Dep. For the year	18,517,130.62	5,306,327.69	23,823,458.31
Accumulated Dep. 31/12/19	36,209,265.19	9,787,651.33	45,996,916.52
Net Book Value	<b>854,028,422.11</b>	<b>50,981,843.15</b>	<b>905,010,265.26</b>

**NOTE 10****BIOLOGICAL ASSETS**

Teak	11,898,000.00	
Melina	<u>76,080,000.00</u>	<b><u>87,978,000.00</u></b>

**NOTE 13****UNREMITTED DEDUCTIONS****(A) FIRST GROUP ASSOCIATION AND BOARD OF INTERNAL REVENUE**

<b>S/N</b>	<b>MONTH</b>	<b>DEDUCTION AMOUNT</b>
1	October 2014	133,151.87
2	November 2014	129,222.80
3	December 2012	147,353.58
4	January 2015	135,702.20
5	PAYEE 2018/2019	6,808,450.00
6	EEF 2018	173,000.00
	<b>TOTAL</b>	<b>7,526,880.45</b>

**NOTE 14****PAYABLE ANALYSIS**

<b>DETAILS</b>	<b>OPENING BAL 1/1/19</b>	<b>ADDITIONAL 2019</b>	<b>TOTAL</b>	<b>AMOUNT PAID</b>	<b>OUTSTANDING PAYABLES</b>
Salary  (Political & Career)	427,063,876.92	850,628,655.80	1,277,602,532.72	850,628,655.80	427,063,876.92
Leave/Bonus	72,636,877.94	37,318,439.69	109,955,317.63	36,318,438.97	73,636,878.66
Furniture Allowance	7,825,169.80	30,670,056.00	38,495,225.80	2,608,364.00	35,868,861.80
Contractual obligation	4,600,000.00	-	4,600,000.00	359,047.00	4,240,953
General Claim	6,078,100.00	1,000,000.00	7,078,100.00	-	7,078,100.00
Legal debts	10,650,000.00	-	10,650,000.00	3,500,000.00	7,150,000.00
<b>Total</b>					<b>555,056,670.38</b>

**NOTE 15**

**PUBLIC FUND**

Lease for 7 years 2017-2023	7,000,000.00	
Lease for year 2019	<u>-2,000,000.00</u>	
<b>Balance for the remaining year</b>	<b>5,000,000.00-1,000,000.00</b>	<b>4,000,000.00</b>

**NOTE 21A****NET STATUTORY ALLOCATION FOR THE YEARS 2019**

<b>S/N</b>	<b>MONTH</b>	<b>AMOUNT RECEIVED (N)</b>
1	JANUARY	126,394,659.08
2	FEBRUARY	107,659,909.59
3	MARCH	115,242,061.12
4	APRIL	107,371,729.30
5	MAY	103,838,042.30
6	JUNE	121,284,689.74
7	JULY	127,549,520.93
8	AUGUST	123,549,423.05
9	SEPTEMBER	124,875,958.22
10	OCTOBER	124,988,801.67
11	NOVEMBER	121,032,623.10
12	DECEMBER	110,596,334.23
	<b>TOTAL</b>	<b>1,414,383,752.33</b>

**NOTE 21B****VAT FOR THE YEAR 2019**

<b>S/N</b>	<b>MONTH</b>	<b>AMOUNT RECEIVED (N)</b>
1	JANUARY	33,254,367.56
2	FEBRUARY	35,381,749.39
3	MARCH	31,776,485.78
4	APRIL	30,632,630.65
5	MAY	32,321,926.63
6	JUNE	35,794,911.35
7	JULY	35,553,361.16
8	AUGUST	31,710,111.42
9	SEPTEMBER	28,910,629.11
10	OCTOBER	30,817,828.53
11	NOVEMBER	34,811,592.68
12	DECEMBER	29,979,146.87
	<b>TOTAL</b>	<b>389,944,740.94</b>

NET STATUTORY                    - 1,414,383,752.33

VAT                                        - 389,944,740.94

GRAND TOTAL:        =        **N1,804,328,493.27**

=====

## NOTES 22,23 & 25

### DETAIL OF INTERNAL GENERATED REVENUE

<b>MONTH</b>	<b>NOTE 22 TAX REVENUE</b>	<b>NOTE 23 NON-TAX REVENUE</b>	<b>NOTE 25A INCOME INVESTMENT</b>	<b>NOTE 25B RENT PROPERTIES</b>
JANUARY	250,000.00	350,000.00	41,000.00	199,000.00
FEBRUARY	120,000.00	125,000.00	36,000.00	90,000.00
MARCH	75,000.00	809,000.00	12,000.00	70,000.00
APRIL	150,000.00	155,000.00	26,000.00	125,000.00
MAY	92,000.00	950,000.00	41,500.00	90,000.00
JUNE	120,000.00	120,000.00	15,000.00	125,000.00
JULY	470,000.00	550,000.00	10,000.00	450,000.00
AUGUST	650,000.00	720,000.00	5,000.00	600,000.00
SEPTEMBER	92,000.00	95,000.00	2,000.00	91,000.00
OCTOBER	240,000.00	260,000.00	5,000.00	230,000.00
NOVEMBER	720,000.00	902,000.00	9,000.00	702,000.00
DECEMBER	714,300.00	845,530.00	9,500.00	637,761.42
<b>TOTAL</b>	<b>3,693,300.00</b>	<b>5,881,530.00</b>	<b>212,000.00</b>	<b>3,400,761.42</b>



## NOTE 29

### PERSONNEL EMOLUMENT FOR LOCAL GOVERNMENT

HEAD	DESCRIPTION	BUDGET 2019	ACTUAL 2019	MONTHS	TRADITIONAL RULERS	CHIEFTAINCY
2002	Office of the D.A	189,145,335.36	222,594,184.08	JANUARY	5,392,720.70	110,055.52
2004	Finance & Supply	130,004,332.32	144,047,327.16	FEBRUARY	4,918,986.90	100,387.49
2005	Planning & Budget	16,245,054.60	7,974,723.43	MARCH	4,766,179.17	95,323.58
2007A	Medical & Health	384,331,939.36	318,598,691.81	April	4,403,596.52	89,869.32
2007B	Environmental	135,614,815.24	18,882,189.60	May	5,064,182.06	103,350.65
2008	Community Development	149,657,228.56	36,384,715.32	June	5,668,208.52	115,677.72
2009	Works & Housing	85,155,068.52	65,058,711.12	July	6,197,865.06	126,487.04
2010	Agriculture & Natural Resources	28,249,103.90	11,052,662.16	August	6,038,584.63	127,236.42
				September	6,079,724.57	124,076.01
				October	5,916,405.06	120,742.96
				November	5,834,795.28	119,077.45
				December	486,301.09	99,291.86
		<b>954,075,079.16</b>	<b>824,591,204.73</b>		<b>60,767,549.56</b>	<b>1,331,576.02</b>

### SUMMARY OF TOTAL PERSONNEL EMOLUMENT FOR LOCAL GOVERNMENT

1.	CAREER OFFICERS	824,591,204.73
2.	POLITICAL OFFICER HOLDER	26,037,451.07
3.	TRADITIONAL COUNCIL	60,767,549.56
4.	CHIEFTAINCY	<u>1,331,576.02</u>
		<b>912,727,781.38</b>

**NOTE 30****SOCIAL CONTRIBUTION**

	<b>LEAVE BONUS</b>	<b>FURNITURE ALLOWANCE</b>
April 2019	20,905,271.89	-
July 2019	7,365,303.79	650,778.52
August 2019		652,744.00
Sept 2019	8,047,863.29	652,744.00
Oct 2019	-	652,097.48
<b>TOTAL</b>	<b>36,318,438.97</b>	<b>38,926,802.97</b>
<b>G. TOTAL</b>	<b>38,926,802.97</b>	

**NOTE 32****CAREER OFFICERS' OVERHEAD COST**

<b>HEAD</b>	<b>EXPENDITURE CENTRE</b>	<b>ACTUAL 2019</b>
70131	Office of the DA	37,787,024.18
70112	Finance & supply	331,854.17
70132	Planning and Budget	365,500.00
70980	Education	-
70760	Medical & Health	210,000.00
70560	Environmental	797,000.00
70620	Community Development	981,000.00
70440	Works & Housing	3,895,546.52
70420	Agriculture & Natural Resources	402,000.00
	<b>Total</b>	<b>48,756,664.65</b>

**POLITICAL SECTOR OVERHEAD COST**

<b>HEAD</b>	<b>EXPENDITURE CENTRE</b>	<b>ACTUAL 2019</b>
70111A	Political	42,378,086.35
	<b>Total</b>	<b>42,378,086.35</b>

## SUMMARY OF OVERHEAD (ACTUAL) EXPENDITURE

A. CAREER	48,756,664.65
B. POLITICAL	42,378,086.35
C. FIR	6,386,542.05
D. BAIL OUT	<u>5,875,846.00</u>
GRAND TOTAL	<b>102,397,140.00</b>

## FEDERAL INLAND REVENUE SERVICE

## BAIL OUT SERVICE

MONTHS	FIRS	MONTHS	BAIL-OUT
JANUARY	1,867,428.40	JANUARY	489,522.80
FEBRUARY	622,476.13	FEBRUARY	491,095.63
MARCH	622,476.13	MARCH	489,522.80
APRIL	622,476.13	APRIL	489,522.80
MAY	622,476.13	MAY	489,522.80
JUNE	622,476.13	JUNE	489,522.80
JULY	622,476.13	JULY	489,522.80
AUGUST	622,476.13	AUGUST	489,522.80
SEPTEMBER	161,781.26	SEPTEMBER	489,522.80
OCTOBER		OCTOBER	489,522.80
NOVEMBER		NOVEMBER	489,522.80
DECEMBER		DECEMBER	489,522.80
TOTAL	<b>6,386,542.57</b>		<b>5,875,846.43</b>

**NOTE 38**

**TRANSFER TO THE GOVERNMENT ENTITIES  
GRANT TO PARASTATALS AND OTHERS**

<b>MONTH</b>	<b>SUBVENTION TO PENSION</b>	<b>SUBEB OVERHEAD</b>	<b>SUBVENTION TO PARASTATAL (LGSC &amp; OTHERS)</b>	<b>PEACE CORPS</b>	<b>GRATUITY</b>	<b>TOTAL</b>	<b>PRY SCHOOL TEACHERS</b>
JANUARY	6,943,425.52	435,000.00	1,826,921.70	-		9,205,345.22	49,927,213.37
FEBRUARY	8,835,072.06	435,000.00	1,666,423.30	1,200,000.00	622,476.13	12,758,971.49	42,566,236.74
MARCH	11,411,314.16	435,000.00	1,582,371.48	1,200,000.00	622,476.13	15,251,161.77	42,529,904.22
APRIL	6,632,418.74	435,000.00	1,491,830.66	1,200,000.00	622,476.13	10,381,725.53	42,497,739.06
MAY	8,197,020.29	435,000.00	1,715,620.86	1,200,000.00	2,489,904.53	14,037,545.68	42,913,536.04
JUNE	14,396,499.88	435,000.00	1,920,250.23	1,200,000.00	4,481,828.16	22,433,578.27	42,780,010.20
JULY	10,402,974.21	435,000.00	2,276,766.75	1,200,000.00	1,469,043.68	15,723,784.64	42,967,787.41
AUGUST	9,140,007.21	435,000.00	2,218,255.58	1,200,000.00	622,476.13	13,615,738.92	42,683,466.85
SEPTEMBER	9,130,982.04	435,000.00	2,233,368.21	1,200,000.00		12,999,350.25	42,469,257.90
OCTOBER	9,455,914.64	435,000.00	2,173,373.28	1,200,000.00		13,264,287.92	42,866,265.33
NOVEMBER	9,454,109.00	435,000.00	2,143,394.18	1,200,000.00		13,232,503.18	43,562,910.98
DECEMBER	9,123,685.90	435,000.00	1,787,253.46	1,200,000.00		12,545,939.36	42,762,368.99
<b>TOTAL</b>	<b>113,123,426.65</b>	<b>5,220,000.00</b>	<b>13,200,000.00</b>	<b>10,930,680.89</b>	<b>10,930,80.89</b>	<b>165,509,942.13</b>	<b>520,526,697.09</b>

**NOTE 40****LEAVE BONUS ALLOWANCE**

<b>MONTHS</b>	<b>PRY. SCHOOL TEACHER L/B</b>
JANUARY	5,294,882.75
FEBRUARY	
MARCH	
APRIL	933,714.20
MAY	933,714.20
JUNE	4,046,094.86
JULY	311,238.06
AUGUST	
SEPTEMBER	622,476.13
OCTOBER	2,114,418.85
NOVEMBER	3,393,809.78
DECEMBER	-
<b>TOTAL</b>	<b>17,650,348.83</b>

**NOTE 58****PURCHASE/CONSTRUCTION OF ASSETS**

<b>S/N</b>	<b>DETAILS</b>	<b>ACTUAL 2019</b>
1	Administrative sector (NOTE 26)	22,269,687.68
2	Economic	4,778,209.06
3	Social service	1,940,961.81
4	Area Development (Environmental)	5,033,000.00
	Total	<b>34,021,858.55</b>

**REPORT**

**OF THE**

**AUDITOR-GENERAL FOR LOCAL**

**GOVERNMENTS**

**ON THE**

**ACCOUNTS OF IKOLE LOCAL GOVERNMENT,**


**IKOLE-EKITI,**

**FOR THE YEAR ENDED,**

**31ST DECEMBER, 2019.**

## **AUDIT CERTIFICATE**

I have examined the General Purpose Financial Statements of Ikole Local Government as at 31<sup>st</sup> December, 2019 in accordance with Sections 123(2) of the Constitution of the Federal Republic of Nigeria 1989; 316(1) of the Constitution of the Federal Republic of Nigeria 1999, 32 (2) of the Local Government Administration Law No 2 of 1999, and section 26(2) of Ekiti State Audit Law 2014. The audit was conducted in compliance with International Standards on Auditing (ISA) and International Organisation of Supreme Audit Institutions (INTOSAI) Auditing Standards. The Financial Statements were prepared in line with IPSAS Accrual. I have obtained information and explanations that I required for my audit. In my opinion, the General Purpose Financial Statements and the supporting Accounts and Statements give a true and fair view of the Local Government as at 31<sup>st</sup> December, 2019 subject to the observations in this report.



**A.K. Fasakin, CNA, CFIP.**  
**Auditor-General for Local Governments,**  
**Ekiti State.**  
**FRC/2014/ANAN/00000010278**



**REPORT OF THE AUDITOR GENERAL FOR LOCAL GOVERNMENTS ON THE  
ACCOUNTS OF IKOLE LOCAL GOVERNMENT, IKOLE-EKITI FOR THE YEAR  
ENDED 31<sup>ST</sup> DECEMBER, 2019.**

The General Purpose Financial Statements of Ikole Local Government have been examined in accordance with sections 123(2) and 316 of the Constitution of the Federal Republic of Nigeria, 1989 and 1999 respectively, section 26(2) of Ekiti State Audit Law, 2014 and section 32(2) of the Local Government Administration Law No 2 of 1999,. The General Purpose Financial Statements were correct subject to the comments in this report and the existence of the Assets have also been substantiated.

**2. STATEMENT OF FINANCIAL RESPONSIBILITY**

It is the responsibility of Director of Finance of Ikole Local Government to prepare and present the General Purpose Financial Statements to the Auditor-General in accordance with the provisions of the Constitutions of the Federal Republic of Nigeria within 90 days after the expiration of the financial year.

This section was complied with by the Local Government which submitted its GPFS for year 2019 on 20<sup>th</sup> March, 2020.

**3. STATEMENT OF RESPONSIBILITY OF AUDITOR-GENERAL**

It is my responsibility to form an independent opinion, based on General Purpose Financial Statements and accompanying Accounts prepared and submitted to me by the Director of Finance of the Local Government and to report thereupon in consonance with the Constitution of the Federal Republic of Nigeria.

**4. RESPONSIBILITY OF THE PUBLIC ACCOUNTS COMMITTEE (PAC)**

It is the responsibility of the Public Accounts Committee of the State House of Assembly to review the Auditor-General's Report with a view to ensuring enforcement of the recommendations made and impose sanctions where necessary.

## **5. BASIS OF OPINION**

The Audit was conducted in compliance with International Standards on Auditing (ISA) and Generally Accepted Public Sector and INTOSAI Auditing Standards.

These standards require that I comply with ethical requirements, plan and perform the audit to obtain reasonable assurance that the financial statements are free from material misstatements whether due to fraud or error. I also evaluated the overall adequacy of the presentation of information in the financial statements.

In the course of the Audit, I have obtained all the information and explanation that to the best of my knowledge and belief were necessary for the purpose of audit and I believe that the audit evidence I obtained is sufficient and appropriate to provide a basis for independent opinion.

## **6. OPINION**

In my opinion, the Financial Statements which included Statement of Financial Position, Statement of Financial Performance, Statement of Cash Flow, Statement of Comparison of Budget and Actual and Statement of Changes in Net Assets/Equity as at 31<sup>st</sup> December, 2019 with supporting notes, give a true and fair view of the State of Affairs And Financial Positions of the Local Governments for the fiscal year ended on that date subject to the observations and comments in the other parts of this report.

## **7. BUDGET OVERVIEW AND PERFORMANCE**

Statement of Comparison for Budget Estimates and Actual Performance for the year ended 31<sup>st</sup> December, 2019 prepared and presented through in compliance with IPSAS accrual showed the following shortfalls:

- i. The estimate made for Revenue in the 2019 budget recorded a low performance. An estimate was made for N2,079,644,454.00, while actual Revenue recorded stood at N884,055,705.75. This is about 42.51% performance. Equally, the IGR of N11,502,720.00 represents only 1.30% of

the total Revenue for the period, meaning the Local Government relied unduly on the Statutory allocation for survival.

- ii. The sum of N991,540,893.41 only was budgeted for expenditure but only N920,844,048.02 was actually incurred, resulting to a saving of N70,696,845.39 for the period.

## **8. REVENUE ACCOUNT**

A total sum of N884,055,705.75 was earned as total Revenue as at 31<sup>st</sup> December, 2019 out of which only 1.30%- N11,502,720.00 was generated as IGR, which showed that the Local Government solely depends on the Statutory allocation.

On the basis of comparison, the IGR for the current year recorded a surplus of 156.90% over that of previous year. Details of this is contained in the statement of Budget Comparison for the year 2019.

## **9. AUTHORITY FOR EXPENDITURE**

All expenditure shown in the statement of actual expenditure for the year have been authorized as provided for by section 22(i) of the Local Government Administration Law 1999 with the exceptions of paragraph 6, of this report.

## **10. EXPENDITURE CONTRARY TO LAW:**

The following expenditure appears to be contrary to Law.

<b>S/N</b>	<b>QUERY NO</b>	<b>SUBJECT</b>	<b>AMOUNT (N)</b>
1	AQ/IKLG/01/2019	Expenditure not supported by proper records	857,000.00
2	AQ/IKLG/02/2019	Expenditure contrary to regulations	1,266,000.00
3	AQ/IKLG/03/2019	Items not taken on ledger charge	565,000.00
4	AQ/IKLG/04/2019	Unaudited/unretired expenditure	620,000.00

5	AQ/IKLG/05/2019	Expenditure contrary to regulations	756,000.00
6	AQ/IKLG/06/2019	Unretired security vote	18,300,000.00
7	AQ/IKLG/07/2019	Unproduced payment vouchers	770,000.00
		<b>TOTAL</b>	<b>23,134,000.00</b>

## 11. **STATEMENTS OF ASSETS AND LIABILITIES**

The statements of Assets and Liabilities were correct and existence of the Assets have been substantiated.

12. **DISALLOWANCE** Allowance has been reserved in respect of the expenditure detailed in paragraph 6 of this report pending a satisfactory explanations or the sanction of the State House of Assembly.

## 13. **STATE OF ACCOUNT**

The Accounts of Ikole Local Government have been examined up to 31<sup>st</sup> December, 2018 and detailed observations have been forwarded to the Director of Administration, Ikole Local Government, Ikole-Ekiti. Particular attention is required to the followings:

- (i) Cash books and subsidiary ledgers
- (ii) Attendance to Audit Query
- (iii) Loan Register
- (iv) Internal Generated Revenue
- (v) Capital Accounts
- (vi) Loss of Public Fund involving the Management of the Council

## 14. **OUTSTANDING MATTERS FROM PREVIOUS REPORTS**

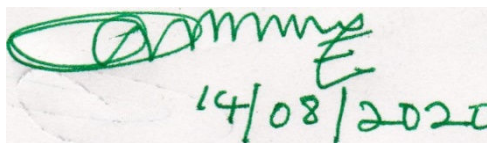
The following matters remained outstanding from my previous report

**N**

- a) Loss of Fund (IGR) Involving Mr. Omole M.A. and Mrs Rufai

		M.A (2015)	1,111,000.00
b)	Loss of revenue earning receipts/unremitted (2015)		458,950.00
c)	86 Booklets involving Mrs. Ipinlaye L.A (2015)		-
	Differences in JAAC releases (2015)		93,513,929.85
	Outstanding from telecommunication companies (2015)		270,000.00
d)	<b>2014 AUDIT QUERIES</b>		
i.	AUD/AQ/IKLG/04/14	Nugatory payments	4,016,590.49
ii.	AUD/AQ/IKLG/0514	Unreasonable Expenditure	2,815,000.00
iii.	AUD/AQ/IKLG/06/14	Irregular payments	20,033,500.00
iv.	AUD/AQ/IKLG/09/14	Expenditure not accounted for	50,545,475.31
v.	AUD/AQ/IKLG/11/14	Expenditure not supported with proper records	<u>1,950,000.00</u>
			<b>61,330,565.80</b>
			=====
e)	<b>2015 AUDIT QUERIES</b>		
i.	AUD/AQ/IKLG/01/15	Expenditure contrary to regulation	5,389,221.56
ii.	AUD/AQ/IKLG/07/15	Unreceipted payment vouchers	<u>50,000.00</u>
		Total	<b>5,459,221.56</b>
e)	<b>2016 AUDIT QUERIES</b>		
i.	AUD/AQ/IKLG/07/16	Un-vouched Expenditure	1,445,991.68
ii.	AUD/AQ/IKLG/04/16	un-produced payment vouchers	1,550,000.00
iii.	AUD/AQ/IKLG/04/16	Items not taken on ledgers charge	<u>95,000.00</u>
			<b>3,090,991.68</b>
g)	<b>2017 AUDIT QUERIES</b>		
i.	IKLG/AQ/01/2017	Unreceipted/Unaudited expenditure	2,617,000.00
ii.	IKLG/AQ/02/2017	Expenditure not supported with proper records/accounts	100,000.00
iii.	IKLG/AQ/03/2017	Unreceipted/Unretired payment vouchers	400,000.00
iv.	IKLG/AQ/04/2017	Nugatory payment	970,000.00
v.	IKLG/AQ/05/2017	Doubtful payment	100,000.00
vi.	IKLG/AQ/06/2017	Expenditure not supported with proper records/ account and unreceipted	700,000.00
vii.	IKLG/AQ/07/2017	Expenditure contrary to regulation, unaudited/ uncontrolled vouchers	420,000.00

viii.	IKLG/AQ/08/2017	Items not taken on ledger charge	924,000.00
ix.	IKLG/AQ/09/2017	Expenditure retired with suspected fake receipts/ purchases not taken on Store ledger charge	945,000.00
x.	IKLG/AQ/10/2017	Loan from salary account	430,000.00
xi.	IKLG/AQ/11/2017	Unproduced revenue earning receipts	<u>various</u>
		Total	<b>7,606,000.00</b> =====



**A.K. Fasakin, CNA, CFIP.**  
**Auditor-General for Local Governments,**  
**Ekiti State.**  
**FRC/2014/ANAN/00000010278**

**REPORT OF THE AUDITOR GENERAL FOR LOCAL GOVERNMENTS ON THE ACCOUNTS OF  
IKOLE LOCAL GOVERNMENT, IKOLE-EKITI FOR THE YEAR ENDED 31<sup>ST</sup> DECEMBER, 2019.**

**1. RESPONSIBILITY FOR FINACIAL STATEMENTS**

The Financial Statements have been prepared by the Director of Finance Ikole Local Government based on the available records and in compliance with the IPSAS Accrual Accounting for all Public Sectors Entities (PSE) in Nigeria.


To the best of our knowledge, the system of internal control had operated adequately throughout the reporting period, and the statements represent a true and fair view of the Financial Positions of the Local Government.

The Director of Finance accepts responsibility for the integrity of these Financial Statements, the information they contain and their compliance with International Public Sector Accounting Standards (IPSAS) Accrual Accounting for all public sector entities (PSE) in Nigeria.

In my opinion, these General Purpose Financial Statements fairly reflect the financial position of Ikole Local Government as at the year ended 31<sup>st</sup> December, 2019.



**Hon. Motunde Fajuyi,  
Executive Chairman.**



**Mrs Ajewole J.O.  
Director of Finance.**

## **STATEMENT OF ACCOUNTING POLICIES (IPSAS 1)**

### **(x) BASIS OF PREPARATION**

The General Purpose Financial Statements have been prepared in compliance with IPSAS Accrual Accounting basis that recognizes transactions and events occurred whether expenses are paid for or not and revenue received or outstanding, and under the guidelines of Financial Memoranda in conformity with National Chart of Account (NCOA) and the Nigeria Accounting Standard Board for Public Sector Reporting.

### **(xi) BASIS OF MEASUREMENT**

The Financial Statements have been prepared on historical cost unless stated otherwise.

### **(xii) REPORTING CURRENCY**

The Financial Statements were presented in Nigerian Naira, which is the functional currency of the Local Government Council.

### **(xiii) GOING CONCERN**

The Financial Statements have been prepared on a going concern basis.

### **(xiv) ACCOUNTING PERIOD**

The Accounting period is from 1<sup>st</sup> January to 31<sup>st</sup> December, 2019.

### **(xv) REVEUNE**

This presented both the exchange and non-exchange revenue from Internally Generated Revenue and Statutory Allocation from the Federation Account during the year.

### **(xvi) EXPENDITURE**

This represented both recurrent and capital expenditure during the year.

### **(xvii) NON-CURRENT ASSETS/ DEPRECIATION**

Property Plant and Equipment were recognized less accumulated depreciation.

### **(xviii) BUDGET INFORMATION**

The Annual Budget was prepared on Accrual Basis. All planned costs and incomes were presented in a single statement to determine the needs of the Local Government Council.

### **(x). INVESTMENT PROPERTIES**

Investment properties were measured initially at cost, including transaction costs. The carrying amount included the replacement cost of components of an existing investment properly at the end time that cost was incurred if the recognition criteria were met and excluded the cost of day to day maintenance of an investment properly.



**IKOLE LOCAL GOVERNMENT, IKOLE-EKITI, EKITI STATE, NIGERIA**  
**STATEMENT OF FINANCIAL POSITION FOR THE ENDED 31ST DECEMBER, 2019**

<b>2018</b>	<b>DETAILS</b>	<b>NOTES</b>	<b>2019</b>	
<b>N</b>	<b>Represented By:</b>		<b>N</b>	<b>N</b>
	<b>ASSETS</b>			
	<b>Current Assets</b>			
34,183,739.19	Cash and cash Equivalents	1	2,604,603.08	
200,000.00	Inventories	2	200,000.00	
0.00	WIP	3	-	
204,060,477.22	Receivables	4	204,060,497.22	
	Prepayments	5		
<b>238,444,216.41</b>	<b>Total Current Assets</b>			<b>206,865,100.30</b>
	<b>Non-Current Assets</b>			
	Loans Granted	6		
15,926,327.00	Investments	7	15,926,327.00	
460,853,450.00	Fixed Assets-Property, Plant & Equipment	8	442,369,312.00	
	Investment Property	9		
	Biological Assets	10		
<b>476,779,777.00</b>	<b>Total Non-Current Assets</b>			<b>458,295,639.00</b>
<b>715,223,993.41</b>	<b>Total Assets</b>			<b>665,160,739.30</b>
	<b>LIABILITIES</b>			
	<b>Current Liabilities</b>			
	Accumulated Depreciation	11		
	Loans & Debts(Short-Term)	12		
	Unremitted Deductions	13		
203,467,000.21	Payables	14	204,060,497.22	
<b>203,467,000.32</b>	<b>Total Current Liabilities</b>		<b>204,060,497.22</b>	
	<b>Non-Current Liabilities</b>			
20,853,484.19	Public Funds	15		
	Borrowings	16		
20,853,484.19	<b>Total Non-Current Liabilities</b>			
490,903,508.90	<b>Total Liabilities</b>			<b>204,060,497.22</b>
	<b>Net Asset/Equity</b>			<b>461,100,242.08</b>
	<b>Financed By:</b>			
215,123,507.16	Reserves	17		240,792,720.61
	Capital Grant	18		
38,349,980.84	Net Surpluses/(Deficits)	19		
237,230,020.90	Accumulated Surplus/(Deficits)	20		220,307,521.47
<b>490,903,508.90</b>	<b>Total Net Assets/Equity</b>			<b>461,100,242.08</b>

**IKOLE LOCAL GOVERNMENT, IKOLE-EKITI, EKITI STATE, NIGERIA**  
**STATEMENT OF FINANCIAL PERFORMANCE FOR THE YEAR ENDED 31ST DECEMBER, 2019**

<b>2018</b>	<b>DETAILS</b>	<b>NOTES</b>	<b>Actual 2019</b>
<b>N</b>	<b><u>REVENUE</u></b>		<b>N</b>
851,208,435.63	Government Share of FAAC (Statutory Revenue)	21	841,060,547.95
3,975,980.00	Tax Revenue	22	1,820,160.00
350,000.00	Non-Tax Revenue	23	9,682,560.00
	Aid & Grants	24	31,492,437.80
	Investment Income	25	
	Expenditure Recovery	26	
	Other Capital Receipts	27	
	Debt Forgiveness	28	
<b>855,535,215.63</b>	<b>Total Revenue</b>		<b>884,055,705.75</b>
	<b><u>EXPENDITURE</u></b>		
752,195,495.23	Salaries & Wages	29	721,739,374.13
	Social Contribution	30	
	Social Benefit	31	14,304,363.20
46,555,601.56	Overhead Cost	32	80,942,650.00
	Gratuity	33	
	Pension Allowance	34	
	Stationeries	35	
	Impairment Charges	36	
18,434,138.00	Depreciation Charges	37	18,484,138.00
	Transfer to other Government Entities	38	98,302,301.54
	Public Debt Charges	39	
	Allowance(Leave Bonus)	40	5,555,359.15
<b>817,185,234.79</b>	<b>Total Expenditure</b>		<b>939,328,186.02</b>
<b>38,349,980.84</b>	<b>Surplus/(Deficit) from Operating Activities for the Period</b>		<b>-55,272,480.27</b>
	<b>Total Non-Operating Revenue/(Expenses)</b>		
	<b>Non-Operating Activities</b>		
	Gain/Loss on Disposal of Asset	41	
	Refunded Revenue	42	
	Revaluation Gain	43	
	<b>Net Surplus/(Deficit) from Ordinary Activities</b>		<b>-55,272,480.27</b>
	<b>Surplus/(Deficit) from Ordinary Activities</b>		
	<b>Purchase of PPE</b>	<b>44</b>	
	Minority Interest Share of Surplus/(Deficits)	45	
<b>38,349,980.84</b>	<b>Surplus/Deficit for the year</b>		<b>-55,272,480.27</b>

**IKOLE LOCAL GOVERNMENT, IKOLE-EKITI, EKITI STATE, NIGERIA**

**STATEMENT OF CASH FLOW FOR THE YEAR ENDED 31ST DECEMBER, 2019**

<b>2018</b>	<b>DETAILS</b>	<b>NOTES</b>	<b>2019</b>	
			<b>₦</b>	<b>₦</b>
	<b><u>CASH FLOWS FROM OPERATING ACTIVITIES</u></b>			
	<b><u>Inflows</u></b>			
1,354,656,309.54	Government Share of FAAC (Statutory Revenue)	21	841,060,547.95	
100,000.00	Tax Revenue	22	1,820,160.00	
2,977,350.00	Non-Tax Revenue	23	9,682,560.00	
	Aid & Grants	24	31,492,437.80	
162,000.00	Investment Income	25		
	Expenditure Recovery	26		
	Other Capital Receipts	27		
	Debt Forgiveness	28		
856,745,130.91	<b>Total inflow from operating Activities</b>			<b>884,055,705.75</b>
	<b><u>Outflows</u></b>			
1,135,522,425.25	Salaries & Wages	29	721,739,374.13	
	Social Contributions	30		
	Social Benefit	31	14,304,363.20	
94,099,871.68	Overheads Cost	32	80,942,650.00	
	Gratuity	33		
	Pension Allowance	34		
	Transfer to other Government Entities	38	98,302,301.54	
	Allowance (Leave Bonus)	40	5,555,359.15	
	Deductions	49		
	Refund	50		
	Inventory	51		
	Loan	52		
798,751,096.79	<b>Total Outflow from Operating Activities</b>			<b>920,844,048.02</b>
52,560,014.12	<b>Net Cash Inflow/(outflow) from Operating Activities</b>			<b>-36,788,342.27</b>
	<b><u>CASH FLOW FROM INVESTING ACTIVITIES</u></b>			
	Proceeds from Sale of PPE	53		

	Proceeds from Sale of Investment Property	54		
	Proceeds from Sales of Intangible Assets	55		
	Proceeds from Sale of Investment Dividends Received	56 57		
	<b>Total Inflow</b>		-	
	<b>Outflows</b>		-	
39,229,759.12	Purchase/ Construction of PPE	58		
	Purchase/ Construction OF Investment Property	59	-	
	Investment in Private Companies	60	-	
	Loan Granted	61	-	
	Purchase of Intangible Assets	62	-	
	Acquisition of Investment	63	-	
<b>39,239,759.12</b>	<b>Total Outflow</b>		<b>0.00</b>	
<b>13,330,255.00</b>	<b>Net Cash Flow from Investing Activities</b>		-	
	<b><u>CASH FLOW FROM FINANCING ACTIVITIES</u></b>			
	Capital Grant Received	64		
	Proceeds from Borrowings	65		
	<b>Total Inflow</b>		0.00	
	<b>Outflows</b>			
5,555,372.01	Repayment of Borrowings	66		
	Distribution of Surplus/Dividends Paid	67		
	<b>Total Outflow</b>		<b>0.00</b>	
<b>13,330,255.00</b>	<b>Net Cash Flow from Financing Activities</b>			
<b>13,330,255.00</b>	<b>Net Cash Flow from all Activities</b>			<b>-36,788,342.27</b>
20,852,484.19	Cash and Its Equivalent as at 01/01/2019			34,183,739.19
<b>34,183,739.19</b>	<b>Cash and Its Equivalent as at 31/12/2019</b>	<b>1</b>		<b>2,604,603.08</b>

**IKOLE LOCAL GOVERNMENT, IKOLE-EKITI, EKITI STATE, NIGERIA**  
**STATEMENT OF COMPARISON OF BUDGET AND ACTUAL FOR THE YEAR ENDED 31ST**  
**DECEMBER, 2019**

2018		Notes	Actual 2019	Final Budget 2019	Variance on Final Budget
N			N	N	N
	<b>REVENUE</b>				
856,208,435.63	Government Share of FAAC (Statutory Revenue)	21	841,060,547.95	2,054,324,454.00	-59.06
3,975,980.00	Tax Revenue	22	1,820,160.00	3,591,000.00	-49.31
350,000.00	Non-Tax Revenue	23	9,682,560.00	21,729,000.00	-55.44
	Aid & Grants	24	31,492,437.80		100.00
	Investment Income	25			
	Expenditure Recovery	26			
	Other Capital Receipts	27			
	Debt Forgiveness	28			
<b>855,535,215.63</b>	<b>Total Revenue</b>		<b>884,055,705.75</b>	<b>2,079,644,454.00</b>	<b>-63.81</b>
	<b>EXPENDITURE</b>				
752,195,495.23	Salaries & Wages	29	721,739,374.04	889,887,693.41	18.90
	Social Contribution	30			
	Social Benefit	31	14,304,363.20		-100.00
46,555,601.56	Overhead Cost	32	80,942,650.00	101,653,200.00	20.37
	Gratuity	33			
	Pension Allowance	34			
	Stationeries	35			
	Impairment Charges	36			
18,434,138.00	Depreciation Charges	37			
	Transfer to other Government Entities	38	98,302,301.54		100
	Public Debt Charges	39			
	Allowance(Leave Bonus)	40	5,555,359.15		-100.00
<b>817,185,234.79</b>	<b>Total Expenditure</b>		<b>920,844,048.02</b>	<b>991,540,893.41</b>	<b>-260.73</b>
<b>38,349,980.84</b>	<b>Surplus/(Deficit) from Operating Activities for the Period</b>		<b>-36,788,342.27</b>	<b>1,088,103,560.59</b>	<b>196.92</b>
<b>38,349,980.84</b>	<b>Total Non-Operating Revenue/(Expenses)</b>				
	<b>Non-Operating Activities</b>				
	Gain/Loss on Disposal of Asset	41			
	Refunded Revenue	42			

**IKOLE LOCAL GOVERNMENT, IKOLE-EKITI, EKITI STATE, NIGERIA**  
**STATEMENT OF CHANGES IN NET ASSETS/EQUITY FOR THE**  
**YEAR ENDED 31ST DECEMBER, 2019**

<b>S/N</b>	<b>NARRATION</b>	<b>ACCUMULATED SURPLUS/DEFICIT</b>	<b>RESERVE</b>	<b>CAPITAL GRANT</b>	<b>TOTAL</b>
1	Opening Balance (1/1/2019)	275,580,001.74	215,123,507.16	-	490,703,508.90
2	Surplus for the period	-55,272,480.27	-	-	-55,272,480.27
3	Grant for the year	-	-	-	-
4	Adjustment for the period	-	25,669,213.45	-	25,669,213.45
	Closing Balance (31/12/19)	<b>220,307,521.47</b>	<b>240,792,720.61</b>	-	<b>461,100,242.08</b>

**NOTE 1****CASH AND CASH EQUIVALENTS**

<b>S/N</b>	<b>NAME OF BANK</b>	<b>ACCOUNT NO</b>	<b>PURPOSE</b>	<b>BALANCE (N)</b>
1	EK-Reliable Micro Finance Bank	1100085141	IGR	166,022.00
2	Ijesha Confidence Micro Finance Bank	1103000987	IGR	224.87
3	First Bank	2008900045	SALARY	2,420,860.37
4	Wema Bank	0120775989	MAIN/CAPITAL	17,495.84
	Total			<b>2,604,603.08</b>

**NOTE 2****INVENTORIES**

<b>S/N</b>	<b>RECEIPT</b>	<b>RATE (N)</b>	<b>QTY</b>	<b>AMOUNT (N)</b>
1	Tenement Receipt	700.00	50	35,000.00
2	GRR Receipt	800.00	40	32,000.00
3	Market Receipt	400.00	100	40,000.00
4	Birth Certificate	1200.00	43	51,600.00
5	TR receipt	800.00	50	40,000.00
6	Biro	700.00	2	1,400.00
	Total			<b>200,000.00</b>

**NOTE 4****RECEIVABLES****ARREARS OF STAFF SALARIES**

<b>MONTH</b>	<b>AMOUNT (N)</b>
APRIL 2018	33,121,851.68
MAY	34,052,134.00
JUNE	34,052,114.00
JULY	33,142,031.00
AUGUST	34,142,051.00
SEPTEMBER	35,550,315.54
<b>TOTAL</b>	<b>204,060,497.22</b>

**NOTE 7****INVESTMENTS**

<b>S/N</b>	<b>DETAIL</b>	<b>AMOUNT (N)</b>
1	Poultry	2,000,000.00
2	Tick plantation	5,000,000.00
3	Oil Palm Nursery	1,926,327.00
4	Lock up shop	7,000,000.00
	<b>Total</b>	<b>15,926,327.00</b>



**NOTE 8 & 37****PLANT, PROPERTIES EQUIPMENT AND DEPRECIATION (PP&E)**

<b>S.N</b>	<b>DETAILS</b>	<b>AMOUNT (N)</b>
1	Land	133,000,000.00
2	Building	170,000,000.0
3	Infrastructure	80,000,000.00
4	Plant & Machinery	20,000,000.00
5	Transport Equipment	30,532,200.00
6	Office Equipment	15,321,250.00
7	Furniture & Fittings	12,000,000.00
	<b>TOTAL PP&amp;E</b>	<b>460,853,450.00</b>
	LESS 20% DEPRECIATION (NOTE 37)	18,484,138.00
	<b>NET VALUE</b>	<b>442,369,312.00</b>

**NOTE 14****PAYABLES****ARREARS OF STAFF SALARIES**

<b>MONTH</b>	<b>AMOUNT (N)</b>
APRIL '18	33,121,851.68
MAY '18	34,052,134.00
JUNE '18	34,052,114.00
JULY '18	33,142,031.00
AUGUST '18	34,142,051.00
SEPTEMBER '18	35,550,315.54

TOTAL	<b>204,060,497.22</b>
-------	-----------------------

## NOTE 21

### STATUTORY ALLOCATION FOR 2019

S/N	MONTH	AMOUNT (N)
1	JANUARY 2019	68,420,322.30
2	FEBRUARY 2019	73,160,931.91
3	MARCH 2019	65,261,387.34
4	APRIL	66,489,582.52
5	MAY	62,677,855.83
6	JUNE	64,244,967.34
7	JULY	85,061,202.39
8	AUGUST	78,294,129.58
9	SEPTEMBER	71,701,792.26
10	OCTOBER	76,031,460.79
11	NOVEMBER	74,223,844.22
12	DECEMBER	55,493,071.47
	<b>TOTAL</b>	<b>841,060,547.95</b>

**NOTE 22 & 23****TAX AND NON-TAX REVENUES**

<b>S/N</b>	<b>MONTH</b>	<b>TAX REVENUE (N)</b>	<b>NON TAX REVENUE (N)</b>
1	JANUARY	137,000.00	583,820.00
2	FEBRUARY	115,600.00	362,780.00
3	MARCH	486,960.00	492,590.00
4	APRIL	279,400.00	481,870.00
5	MAY	264,700.00	714,000.00
6	JUNE	151,000.00	574,800.00
7	JULY	85,300.00	1,154,800.00
8	AUGUST	74,000.00	918,330.00
9	SEPTEMBER	53,000.00	1,510,200.00
10	OCTOBER	65,900.00	1,140,150.00
11	NOVEMBER	80,300.00	869,770.00
12	DECEMBER	27,000.00	879,450.00
	<b>TOTAL</b>	<b>1,820,160.00</b>	<b>9,682,560.00</b>

**NOTE 24****AIDS & GRANTS 2019**

<b>S/N</b>	<b>MONTH</b>	<b>AMOUNT (N)</b>
1	JANUARY	1,676,300.00
2	FEBRUARY	1,890,500.00
3	MARCH	1,591,000.00
4	APRIL	2,029,000.00
5	MAY	1,326,000.00
6	JUNE	1,858,500.00
7	JULY	2,292,819.30
8	AUGUST	4,000,000.00
9	SEPTEMBER	5,872,000.00
10	OCTOBER	4,169,318.50
11	NOVEMBER	3,467,000.00
12	DECEMBER	1,320,000.00
	<b>TOTAL</b>	<b>31,492,437.80</b>

**NOTE 29****SALARIES & WAGES FOR 2019****N**

Local Government Salaries	-	583,551,982.86
Palace Staff	-	22,152,775.96
Mid-wives	-	1,080,000.00
Political	-	43,716,629.09
Traditional	-	<u>71,237,986.22</u>

**721,739,374.13**

=====

**NOTE 31**

**SOCIAL BENEFITS**

<b>MONTH</b>	<b>SECURITY FUND (N)</b>	<b>CHILDREN DAY (N)</b>	<b>SALLAH FUND (N)</b>	<b>EKIFEST (N)</b>	<b>FURNITURE POLITICAL (N)</b>
JANUARY					
FEBRUARY					
MARCH	2,000,000.00				
APRIL	2,000,000.00	1,067,337.30			
MAY					
JUNE					
JULY			250,000.00		
AUGUST	4,000,000.00				
SEPTEMBER					995,675.30
OCTOBER					995,675.30
NOVEMBER	1,000,000.00			1,000,000.00	
DECEMBER					995,675.30
	<b>9,000,000.00</b>	<b>1,067,337.30</b>	<b>250,000.00</b>	<b>1,000,000.00</b>	<b>2,987,025.90</b>

GRAND TOTAL      =      N14,304,363.20

**NOTE 32****OVERHEAD COST 2019**

<b>MONTH</b>	<b>AMOUNT (N)</b>
JANUARY 2019	8,195,500.00
FEBRUARY 2019	8,690,000.00
MARCH 2019	7,924,500.00
APRIL 2019	8,419,200.00
MAY 2019	5,992,500.00
JUNE 2019	6,202,500.00
JULY 2019	4,219,000.00
AUGUST 2019	6,669,050.00
SEPTEMBER 2019	7,102,600.00
OCTOBER 2019	7,085,600.00
NOVEMBER 2019	6,223,200.00
DECEMBER 2019	4,219,000.00
<b>TOTAL</b>	<b>80,942,650.00</b>

**NOTE 38**

TRANSFER TO OTHER GOVERNMENT ENTITIES

SUBEB PERSONNEL COST FOR PRIMARY SCHOOL TEACHERS      N98,302,301.54

**NOTE 40**

**LEAVE ALLOWANCE**

July	-	N5,555,359.15
------	---	---------------



**REPORT**

**OF THE**

**AUDITOR-GENERAL FOR LOCAL**

**GOVERNMENTS**

**ON THE**

**ACCOUNTS OF EKITI SOUTH WEST**

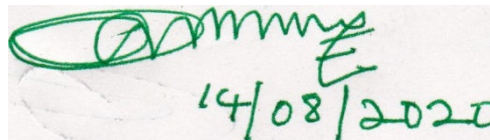
**LOCAL GOVERNMENT, ILAWE-EKITI,**

**FOR THE YEAR ENDED,**

**31ST DECEMBER, 2019.**

## **AUDIT CERTIFICATE**

I have examined the General Purpose Financial Statements of Ado Local Government as at 31<sup>st</sup> December, 2019 in accordance with Sections 123(2) of the Constitution of the Federal Republic of Nigeria 1989; 316(1) of the Constitution of the Federal Republic of Nigeria 1999, 32 (2) of the Local Government Administration Law No 2 of 1999, and section 26(2) of Ekiti State Audit Law 2014. The audit was conducted in compliance with International Standards on Auditing (ISA) and International Organisation of Supreme Audit Institutions (INTOSAI) Auditing Standards. The Financial Statements were prepared in line with IPSAS Accrual. I have obtained information and explanations that I required for my audit. In my opinion, the General Purpose Financial Statements and the supporting Accounts and Statements give a true and fair view of the Local Government as at 31<sup>st</sup> December, 2019 subject to the observations in this report.



**A.K. Fasakin, CNA, CFIP.**  
**Auditor-General for Local Governments,**  
**Ekiti State.**  
**FRC/2014/ANAN/00000010278**

## **REPORT OF THE AUDITOR GENERAL FOR LOCAL GOVERNMENTS ON THE ACCOUNTS OF EKITI SOUTH WEST LOCAL GOVERNMENT, ILAWE-EKITI FOR THE YEAR ENDED 31<sup>ST</sup> DECEMBER, 2019.**

The General Purpose Financial Statements of Ekiti South West Local Government have been examined in accordance with sections 123(2) and 316 of the Constitution of the Federal Republic of Nigeria, 1989 and 1999 respectively Section 26(2) of Ekiti State Audit Law 2014 and Section 32(2) of the Local Government Administration Law No 2 of 1999. The General Purpose Financial Statements were correct subject to the comments in this report and the existence of the Assets have also been substantiated.

### **2. STATEMENT OF FINANCIAL RESPONSIBILITY**

It is the responsibility of Director of Finance of Ekiti South West Local Government to prepare and present the General purpose Financial Statements to the Auditor-General in accordance with the provisions of the Constitutions of the Federal Republic of Nigeria within 90 days after the expiration of the financial year.

This section was grossly violated by the Local Government as their account was presented on 25<sup>th</sup> April, 2020, more than 4 months behind schedule.

### **3. STATEMENT OF RESPONSIBILITY OF AUDITOR-GENERAL**

It is my responsibility to form an independent opinion, based on General Purpose Financial Statements and accompanying Accounts prepared and submitted to me by the Director of Finance of the Local Government and to report thereupon in consonance with the Constitution of the Federal Republic of Nigeria.

### **4. RESPONSIBILITY OF THE PUBLIC ACCOUNTS COMMITTEE (PAC)**

It is the responsibility of the Public Accounts Committee of the State House of Assembly to review the Auditor-General's Report with a view to ensuring enforcement of the recommendations made and impose sanctions where necessary.

## **5. BASIS OF OPINION**

The Audit was conducted in compliance with International Standards on Auditing (ISA) and Generally Accepted Public Sector and INTOSAI Auditing Standards.

These standards require that I comply with ethical requirements, plan and perform the audit to obtain reasonable assurance that the financial statements are free from material misstatements whether due to fraud or error. I also evaluated the overall adequacy of the presentation of information in the financial statements.

In the course of the Audit, I have obtained all the information and explanation that to the best of my knowledge and belief were necessary for the purpose of audit and I believe that the audit evidence I obtained is sufficient and appropriate to provide a basis for independent opinion.

## **6. OPINION**

In my opinion, the Financial Statements which included Statement of Financial Position, Statement of Financial Performance, Statement of Cash Flow, Statement of Comparison of Budget and Actual and Statement of Changes in Net Assets/Equity as at 31<sup>st</sup> December, 2019 with supporting notes, give a true and fair view of the State of Affairs And Financial Positions of the Local Governments for the fiscal year ended on that date subject to the observations and comments in the other parts of this report.

## **7. BUDGET OVERVIEW AND PERFORMANCE**

Statement of Comparison for Budget Estimates and Actual Performance for the year ended 31<sup>st</sup> December, 2019 prepared and presented though in compliance with IPSAS accrual showed the following shortfalls:

- i. The estimate made for Revenue in the 2019 budget recorded a low performance. An estimate was made for N2,439,872,952.10, while actual Revenue recorded stood at N1,796,439,096.35. This is about 73.63%

performance. Equally, the IGR of N6,457,150.00 represents only 0.36% of the total Revenue for the period, meaning the Local Government relied unduly on the Statutory allocation for survival.

- ii. The sum of N2,519,907,116.00 only was budgeted for expenditure but only N1,815,861,079.40 was actually incurred, resulting to saving of N704,046,036.60 for the period.

## 8. REVENUE ACCOUNT

A total sum of N1,796,439,096.35 was earned as total Revenue as at 31<sup>st</sup> December, 2019 out of which only 0.36%- N6,457,150.00 was generated as IGR, which showed that the Local Government solely depends on the Statutory allocation.

On the basis of comparison, the IGR for the current year recorded a saving of 46.33% over that of previous year. Details of this is contained in the statement of Budget Comparison for the year 2019.

## 9. AUTHORITY FOR EXPENDITURE

All expenditure shown in the statement of actual expenditure for the year have been authorized as provided for by section 22(i) of the Local Government Administration Law 1999 with the exceptions of paragraph 6 of this report.

## 10. EXPENDITURE CONTRARY TO LAW

The following expenditure appears to be contrary to law.

S/N	QUERY NO	SUBJECTS	AMOUNTS
1	AUD/ESWLG/AQ/01/2019	Unproduced Revenue Earning Receipts	Various
2	AUD/ESWLG/AQ/02/2019	Illegal Withdrawal of fund from Salary Account	650,000.00
3	AUD/ESWLG/AQ/03/2019	Items not Taken on Store Ledger Charge/Unaudited/Unreceipted Payment Vouchers	1,504,000.00
4	AUD/ESWLG/AQ/04/2019	Items not taken on Store Ledger Charge	588,000.00
5	AUD/ESWLG/AQ/05/2019	Expenditure not Supported with Proper Records	953,000.00
6	AUD/ESWLG/AQ/06/2019	Unreceipted/Unaudited Payment Vouchers	1,801,000.00
7	AUD/ESWLG/AQ/07/2019	Doubtful Payment/ Unaudited/ Expenditure not Supported with Proper Records or Accounts	200,000.00

8	AUD/ESWLG/AQ/08/2019	Unvouched Expenditure	1,407,000.00
9	AUD/ESWLG/AQ/09/2019	Unretired Security Votes	11,400,000.00
10	AUD/ESWLG/AQ/10/2019	Unproduced Payment Vouchers	2,797,865.22
11	AUD/ESWLG/AQ/11/2019	Expenditure not Accounted for	1,459,093.17
	<b>TOTAL</b>		<b>22,759,958.39</b>

## 11. STATEMENTS OF ASSETS AND LIABILITIES

The statements of Assets and Liabilities were correct and existence of the Assets have been substantiated.

12. **DISALLOWANCE** Allowance has been reserved in respect of the expenditure detailed in paragraph 6 of this report pending a satisfactory explanations or the sanction of the State House of Assembly.

## 13. STATE OF ACCOUNT

The Accounts of Ekiti South West Local Government have been examined up to 31<sup>st</sup> December, 2019 and detailed observations have been forwarded to the Director of Administration, Ekiti South West Local Government, Ilawe-Ekiti. Particular attention is required to the followings:

- (i) Internally Generated Revenue
- (ii) Unproduced Revenue Receipts
- (iii) All Outstanding matters from previous report

## 14. OUTSTANDING MATTERS FROM PREVIOUS REPORTS

	<b>N</b>
a) Difference in JAAC releases (2015)	46,438,067.89
b) Outstanding from GSM operators (2015)	160,000.00
c) Unprocured revenue earning receipt (2015)	351,000.00
d) Missing revenue earning receipts (247751-247800 involving Mr. Agbaje (GRR) (2015)	-
e) Unvouched Expenditure (2015)	1,452,589.00
f) Abandoned Projects	

(i)	5km road 1 <sup>st</sup> phase	28,665,052.00
(ii)	5km road 2 <sup>nd</sup> phase	155,961,583.93
(iii)	Neighborhood Market	<u>46,760,988.76</u>
	Total	<b><u>231,387,624.69</u></b>
<b>g) 2014 AUDIT QUERIES</b>		
i.	ESWLG/AQ/03/14 Irregular expenditure	1,275,000.00
ii.	ESWLG/AQ/06/14 Unvouched expenditure	<u>49,568,198.02</u>
		<b><u>50,843,198.02</u></b>
<b>h) 2015 AUDIT QUERIES</b>		
i.	ESWLG/AQ/02/15 Nugatory payment	2,701,000.00
ii.	ESWLG/AQ/03/15 Unvouched expenditure	1,457,589.00
iii.	ESWLG/AQ/07/15 Illegal withdrawal/misapplication of fund	
	From salary Account	24,391,138.13
iv.	ESWLG/AQ/08/15 Doubtful/Irregular payment	5,000,000.00
v.	ESWLG/AQ/10/15 Inflated cost of contracts	<u>1,467,971.00</u>
		<b><u>35,017,698.13</u></b>
<b>I) 2016 AUDIT QUERIES</b>		
i.	ESWLG/AQ/03/16 Expenditure contrary to regulations	1,012,860.00
ii.	ESWLG/AQ/04/16 Unvouched expenditure	5,795,733.00
iii.	ESWLG/AQ/06/16 Unretired expenditure	1,066,500.00
iv.	ESWLG/AQ/07/16 Nugatory payment I	5,125,000.00
v.	ESWLG/AQ/08/16 Nugatory payment II	698,312.50
vi.	ESWLG/AQ/11/16 Doubtful payment II	510,000.00
	Re-investment in the Sale/disposal of asset valued	<u>5,921,466.00</u>
	Total	<b><u>20,129,871.50</u></b>

j) **2017 AUDIT QUERIES**

i.	ESWLG/AQ/01/17	Unproduced revenue earning receipts	assorted
ii.	ESWLG/AQ/02/17	Unproduced payment vouchers	10,796,000.00
iii.	ESWLG/AQ/03/17	Expenditure contrary to regulations	3,369,500.00
iv.	ESWLG/AQ/04/17	Unaudited/unreceipted expenditure	4,670,000.00
v.	ESWLG/AQ/05/17	Expenditure contrary to regulations	11,728,288.64
vi.	ESWLG/AQ/06/17	Expenditure not supported with proper records	342,000.00
vii.	ESWLG/AQ/07/17	Items not taken on store ledger charge	832,700.00
viii.	ESWLG/AQ/08/17	Unreceipted/unaudited expenditure	1,300,000.00
ix.	ESWLG/AQ/09/17	Double expenditure	1,618,000.00
x.	ESWLG/AQ/10/17	Expenditure not supported with proper records	11,125,000.00
xi.	ESWLG/AQ/11/17	Expenditure contrary to regulations	2,240,000.00
xii.	ESWLG/AQ/12/17	Expenditure not supported with proper records	1,990,000.00
xiii.	ESWLG/AQ/13/17	Expenditure contrary to regulations/Double pay.	1,170,000.00
Xiv	ESWLG/AQ/14/17	Spurious expenditure	4,457,000.00

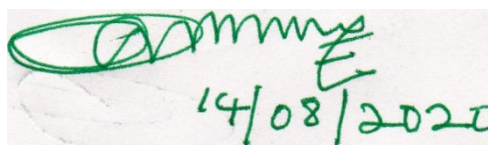


xv	ESWLG/AQ/15/17	Expenditure contrary to regulation	35,290,850.54
xvi.	ESWLG/AQ/16/17	Doubtful payments	17,052,765.20
xvii.	ESWLG/AQ/17/17	Doubtful payments	20,105,867.95
xviii.	ESWLG/AQ/18/17	Expenditure contrary to regulations	15,625,000.00
xix	ESWLG/AQ/19/17	Nugatory payments	8,125,000.00
xx.	ESWLG/AQ/20/17	Expenditure not Retired	6,865,000.00
xxi.	ESWLG/AQ/21/17	Expenditure contrary to regulations	22,810,000.00
xxii.	ESWLG/AQ/21/17	Nugatory payment	<u>10,831,000.00</u>

**Total**

**192,245,972.33**

=====



**A.K. Fasakin, CNA, CFIP.**  
**Auditor-General for Local Governments,**  
**Ekiti State.**  
**FRC/2014/ANAN/00000010278**

**REPORT OF THE AUDITOR GENERAL FOR LOCAL GOVERNMENTS ON THE ACCOUNTS OF  
EKITI SOUTHWEST LOCAL GOVERNMENT, ILAWE-EKITI FOR THE YEAR ENDED 31<sup>ST</sup>  
DECEMBER, 2019.**

**1. RESPONSIBILITY FOR FINACIAL STATEMENTS**

The Financial Statements have been prepared by the Director of Finance Ekiti SouthWest Local Government based on the available records and in compliance with the IPSAS Accrual Accounting for all Public Sectors Entities (PSE) in Nigeria.


To the best of our knowledge, the system of internal control had operated adequately throughout the reporting period, and the statements represent a true and fair view of the Financial Positions of the Local Government.

The Director of Finance accepts responsibility for the integrity of these Financial Statements, the information they contain and their compliance with International Public Sector Accounting Standards (IPSAS) Accrual Accounting for all public sector entities (PSE) in Nigeria.

In my opinion, these General Purpose Financial Statements fairly reflect the financial position of Ekiti SouthWest Local Government as at the year ended 31<sup>st</sup> December, 2019.



**Hon. Motunde Fajuyi,  
Executive Chairman.**



**Mr Ajileye P.A.  
Director of Finance.**

## **STATEMENT OF ACCOUNTING POLICIES (IPSAS 1)**

### **(i) BASIS OF PREPARATION**

The General Purpose Financial Statements have been prepared in compliance with IPSAS Accrual Accounting basis that recognizes transactions and events occurred whether expenses are paid for or not and revenue received or outstanding, and under the guidelines of Financial Memoranda in conformity with National Chart of Account (NCOA) and the Nigeria Accounting Standard Board for Public Sector Reporting.

### **(ii) BASIS OF MEASUREMENT**

The Financial Statements have been prepared on historical cost unless stated otherwise.

### **(iii) REPORTING CURRENCY**

The Financial Statements were presented in Nigerian Naira, which is the functional currency of the Local Government Council.

### **(iv) GOING CONCERN**

The Financial Statements have been prepared on a going concern basis.

### **(v) ACCOUNTING PERIOD**

The Accounting period is from 1<sup>st</sup> January to 31<sup>st</sup> December, 2019.

### **(vi) REVEUNE**

This presented both the exchange and non-exchange revenue from Internally Generated Revenue and Statutory Allocation from the Federation Account during the year.

### **(vii) EXPENDITURE**

This represented both recurrent and capital expenditure during the year.

### **(viii) NON-CURRENT ASSETS/ DEPRECIATION**

Property Plant and Equipment were recognized less accumulated depreciation.

### **(ix) BUDGET INFORMATION**

The Annual Budget was prepared on Accrual Basis. All planned costs and incomes were presented in a single statement to determine the needs of the Local Government Council.

### **(x). INVESTMENT PROPERTIES**

Investment properties were measured initially at cost, including transaction costs. The carrying amount included the replacement cost of components of an existing investment properly at the end time that cost was incurred if the recognition criteria were met and excluded the cost of day to day maintenance of an investment properly.

**EKITI SOUTHWEST LOCAL GOVERNMENT, ILAWE-EKITI, EKITI STATE, NIGERIA**  
**STATEMENT OF FINANCIAL POSITION FOR THE ENDED 31ST DECEMBER, 2019**

<b>2018</b>	<b>DETAILS</b>	<b>NOTES</b>	<b>2019</b>	
<b>N</b>	<b>Represented By:</b>		<b>N</b>	<b>N</b>
	<b><u>ASSETS</u></b>			
	<b>Current Assets</b>			
28,748,632.79	Cash and Cash Equivalents	1	9,326,649.74	
875,522.00	Inventories	2	2,547,850.00	
	WIP	3		
306,429,629.07	Receivables	4	377,646,618.74	
	Prepayments	5		
<b>326,053,843.86</b>	<b>Total Current Assets</b>			<b>389,521,118.48</b>
	<b>Non-Current Assets</b>			
	Loans Granted	6		
	Investments	7		
1,503,111,933.57	Fixed Assets-Property, Plant & Equipment	8	477,653,775.00	
	Investment Property	9	99,960,000.00	
	Biological Assets	10		
<b>1,503,111,933.57</b>	<b>Total Non-Current Assets</b>			<b>577,613,775.00</b>
<b>1,839,165,777.43</b>	<b>Total Assets</b>			<b>967,134,893.48</b>
	<b><u>LIABILITIES</u></b>			
	<b>Current Liabilities</b>			
	Accumulated Depreciation	11		
	Loans & Debts(Short-Term)	12		
1,377,980.00	Unremitted Deductions	13	1,377,980.00	
305,674,826.47	Payables	14	452,960,834.43	
<b>307,052,806.47</b>	<b>Total Current Liabilities</b>		<b>454,338,814.43</b>	
	<b>Non-Current Liabilities</b>			
	Public Funds	15		
	Borrowings	16		
	<b>Total Non-Current Liabilities</b>			
	<b>Total Liabilities</b>			<b>454,338,814.43</b>
	<b>Net Asset/Equity</b>			<b>512,796,079.05</b>
	<b>Financed By:</b>			
1,448,091,192.18	Reserves	17		414,004,638.14
	Capital Grant	18		-
30,472,648.24	Net Surpluses/(Deficits)	19		-
53,549,130.54	Accumulated Surplus/(Deficits)	20		98,791,440.91
<b>1,532,112,970.90</b>	<b>Total Net Assets/Equity</b>			<b>512,796,079.05</b>

**EKITI SOUTHWEST LOCAL GOVERNMENT, ILAWE-EKITI, EKITI STATE, NIGERIA**  
**STATEMENT OF FINANCIAL PERFORMANCE FOR THE YEAR ENDED 31ST DECEMBER, 2019**

<b>2018</b>	<b>DETAILS</b>	<b>NOTES</b>	<b>Actual 2019</b>
<b>N</b>	<b><u>REVENUE</u></b>		<b>N</b>
1,017,787,163.85	Government Share of FAAC (Statutory Revenue)	21	1,789,981,946.35
1,763,205.50	Tax Revenue	22	20,600.00
1,649,544.50	Non-Tax Revenue	23	6,436,550.00
	Aid & Grants	24	
	Investment Income	25	
	Expenditure Recovery	26	
	Other Capital Receipts	27	
	Debt Forgiveness	28	
<b>1,022,199,913.85</b>	<b>Total Revenue</b>		<b>1,796,439,096.35</b>
	<b><u>EXPENDITURE</u></b>		
810,952,702.31	Salaries & Wages	29	861,309,786.52
3,300,000.00	Social Contribution	30	-
3,350,000.00	Social Benefit	31	371,848,305.91
106,716,857.34	Overhead Cost	32	66,325,995.50
	Gratuity	33	
	Pension Allowance	34	
	Stationeries	35	
	Impairment Charges	36	
8,286,566.43	Depreciation Charges	37	17,087,925.00
	Transfer to other Government Entities	38	465,097,421.29
	Public Debt Charges	39	
59,121,139.53	Allowance(Leave Bonus)	40	
<b>991,727,265.61</b>	<b>Total Expenditure</b>		<b>1,781,669,434.22</b>
<b>30,472,648.24</b>	<b>Surplus/(Deficit) from Operating Activities for the Period</b>		<b>14,769,662.13</b>
	<b>Total Non-Operating Revenue/(Expenses)</b>		
	<b>Non-Operating Activities</b>		
	Gain/Loss on Disposal of Asset	41	
	Refunded Revenue	42	
	Revaluation Gain	43	
	<b>Net Surplus/(Deficit) from Ordinary Activities</b>		<b>14,769,662.13</b>
	<b>Surplus/(Deficit) from Ordinary Activities</b>		
	Purchases/Construction of Assets	44	
	Minority Interest Share of Surplus/(Deficits)	45	

30,472,648.24	Net surplus/(Deficit) for the year		14,769,662.13
---------------	------------------------------------	--	---------------

**EKITI SOUTHWEST LOCAL GOVERNMENT, ILAWE-EKITI, EKITI STATE,  
NIGERIA**

**STATEMENT OF CASH FLOW FOR THE YEAR ENDED 31ST DECEMBER, 2019**

2018	DETAILS	NOTES	2019	
			N	N
	<b><u>CASH FLOWS FROM OPERATING ACTIVITIES</u></b>			
	<b><u>Inflows</u></b>			
1,017,787,163.85	Government Share of FAAC (Statutory Revenue)	21	1,789,981,946.35	
1,763,205.50	Tax Revenue	22	20,600.00	
2,649,544.50	Non-Tax Revenue	23	6,436,550.00	
	Investment Income	25		
	Aid & Grants	24		
	Expenditure Recovery	26		
	Other Capital Receipts	27		
	Debt Forgiveness	28		
1,022,199,913.85	<b>Total inflow from operating Activities</b>			<b>1,796,439,096.35</b>
	<b><u>Outflows</u></b>			
810,950,702.31	Salaries & Wages	29	861,309,786.52	
3,300,000.00	Social Contributions	30		
3,350,000.00	Social Benefit	31	371,848,305.91	
106,716,857.34	Overheads Cost	32	66,325,995.50	
	Gratuity	33	Gratuity	
	Pension Allowance	34		
	Transfer to other Government Entities	38	465,097,421.29	
59,121,139.53	Allowance	40		
	Deductions	49		
	Refund	50		
	Inventory	51		
	Loan	52		
983,440,699.18	<b>Total Outflow from Operating Activities</b>			<b>1,764,581,509.22</b>
38,759,214.70	<b>Net Cash Inflow/(outflow) from Operating Activities</b>			<b>31,857,587.13</b>
	<b><u>CASH FLOW FROM INVESTING ACTIVITIES</u></b>			
	Proceeds from Sale of PPE	53		
	Proceeds from Sale of Investment Property	54		
	Proceeds from Sales of Intangible Assets	55		

	Proceeds from Sale of Investment	56		
	Dividends Received	57	-	
	<b>Total Inflow</b>		<b>0.00</b>	
	<b>Outflows</b>		-	
9,258,813.72	Purchase/ Construction of PPE	58	-51,279,570.18	
	Purchase/ Construction OF Investment Property	59	-	
	Investment in Private Companies	60	-	
	Loan Granted	61	-	
	Purchase of Intangible Assets	62	-	
	Acquisition of Investment	63	-	
<b>9,258,813.72</b>	<b>Total Outflow</b>			<b>-51,279,570.18</b>
<b>29,500,400.95</b>	<b>Net Cash Flow from Investing Activities</b>		<b>-</b>	<b>-51,279,570.18</b>
	<b>CASH FLOW FROM FINANCING ACTIVITIES</b>			
	Capital Grant Received	64		
	Proceeds from Borrowings	65		
	<b>Total Inflow</b>		<b>0.00</b>	
	<b>Outflows</b>			
5,350,386.50	Repayment of Borrowings	66		
	Distribution of Surplus/Dividends Paid	67		
<b>5,350,385.50</b>	<b>Total Outflow</b>		<b>0.00</b>	
<b>24,150,015.45</b>	<b>Net Cash Flow from Financing Activities</b>			
<b>24,150,015.45</b>	<b>Net Cash Flow from all Activities</b>			<b>-19,421,983.05</b>
4,598,617.34	Cash and Its Equivalent as at 01/01/2019			28,748,632.79
<b>28,748,632.79</b>	<b>Cash and Its Equivalent as at 31/12/2019</b>	<b>1</b>		<b>9,326,649.74</b>



**EKITI SOUTHWEST LOCAL GOVERNMENT, ILAWE-EKITI, EKITI STATE, NIGERIA**  
**STATEMENT OF COMPARISON OF BUDGET AND ACTUAL FOR THE YEAR ENDED 31ST DECEMBER, 2019**

2018		Notes	Actual 2019	Final Budget 2019	Variance on Final Budget
N			N	N	N
	<b><u>REVENUE</u></b>				
1,017,787,163.85	Government Share of FAAC (Statutory Revenue)	21	1,789,981,946.35	2,418,942,952.10	-26.00
1,763,205.50	Tax Revenue	22	20,600.00		100.00
2,649,544.50	Non-Tax Revenue	23	6,436,550.00	20,930,000.00	-69.25
	Aid & Grants	24			
	Investment Income	25			
	Expenditure Recovery	26			
	Other Capital Receipts	27			
	Debt Forgiveness	28			
<b>1,022,199,913.85</b>	<b>Total Revenue</b>		<b>1,796,439,096.35</b>	<b>2,439,872,952.10</b>	<b>-4.75</b>
	<b><u>EXPENDITURE</u></b>				
810,952,702.31	Salaries & Wages	29	861,309,786.52	1,525,451,166.00	43.54
3,300,000.00	Social Contribution	30			
3,350,000.00	Social Benefit	31	371,848,305.91	401,356,000.00	7.35
106,716,857.34	Overhead Cost	32	66,325,995.50	108,100,000.00	38.64
	Gratuity	33			
	Pension Allowance	34			
	Stationeries	35			
	Impairment Charges	36			
8,286,566.43	Purchase of PPE	37	51,279,570.18		
	Transfer to other Government Entities	38	465,097,421.29	485,000,000.00	4.10
	Public Debt Charges	39			
59,121,139.53	Allowance(Leave Bonus)	40			
<b>991,727,265.53</b>	<b>Total Expenditure</b>		<b>1,815,861,079.40</b>	<b>2,519,907,166.00</b>	<b>93.63</b>
<b>30,472,648.24</b>	<b>Net Surplus/(Deficit)</b>		<b>-19,421,983.05</b>	<b>-80,034,213.90</b>	<b>-4.28</b>

--	--	--	--	--

**EKITI SOUTH WEST LOCAL GOVERNMENT, ILAWE-EKITI, EKITI STATE, NIGERIA**  
**STATEMENT OF CHANGES IN NET ASSETS/EQUITY FOR THE YEAR ENDED 31ST DECEMBER, 2019**

<b>S/N</b>	<b>NARRATION</b>	<b>ACCUMULATED SURPLUS/DEFICIT</b>	<b>RESERVE</b>	<b>CAPITAL GRANT</b>	<b>TOTAL</b>
1	Opening Balance (1/1/19)	84,021,778.78	1,448,091,192.18	-	1,532,112,970.96
2	Net Surplus/(Deficit) for the year	14,769,662.13	-	-	14,769,662.13
3	Adjustment for the period	-	-1,034,086,554.04	-	-1,034,086,554.04
	Closing Balance 31/12/19	<b>98,791,440.91</b>	<b>414,004,638.14</b>	-	<b>512,796,079.05</b>

**NOTE 1****CASH & CASH EQUIVALENTS AS AT 31<sup>ST</sup> DECEMBER 2019**

<b>S/N</b>	<b>BANK NAME</b>	<b>ACCOUNT NAME</b>	<b>ACCOUNT NUMBER</b>	<b>CLOSING BALANCE (N)</b>
1	UNION BANK	MAIN ACCOUNT	0004096862	7,009,268.20
2	UNION BANK	SALARY ACCOUNT	0004102871	1,337,817.00
3	UNION BANK	IGR ACCOUNT	0004071715	36,717.20
4	WEMA BANK	IGR ACCOUNT	0120238853	27,763.80
5	ZENITH	RUNNING COST MAIN ACCOUNT	1011284713	915,083.30
		TOTAL		<b>9,326,649.70</b>

**NOTE 2****INVENTORIES**

<b>S/N</b>	<b>CLASSIFICATION BY FUNCTIONS</b>	<b>AMOUNT (N)</b>
1	MEDICAL STORES	372,350.00
2	INDUSTRIAL & CHEMICAL STORES	-
3	AMMUNITIONS	-
4	FUEL & LUBRICANTS	-
5	AGRICULTURAL INPUST	215,000.00
6	FARM STOCK	1,000,000.00
7	SCHOLSTIC MATERIALS	-
8	STATIONERIES STORES	460,500.00
9	PRINTED MATERIALS	350,000.00
10	BUILDING MATERIALS	-
11	STRATEGIC STOCK PILES	150,000.00
12	UNISSED CURRENCY	-
13	STAMPS	-
	<b>TOTAL</b>	<b>2,547,850.00</b>

**NOTE 4**

ARREARS OF STAFF SALARY 2018

N377,646,618.74

**NOTE 8 & 37A**

**PROPERTY, PLANT & EQUIPMENT FOR 2019**

<b>S/N</b>	<b>DETAILS</b>	<b>COST (N)</b>	<b>RATE %</b>	<b>DEPRECIATION CHARGES (N)</b>	<b>NBV (N)</b>
1	Land & Building	326,500,000.00	2	6,530,000.00	319,970,000.00
2	Infrastructure	150,000,000.00	3	4,500,000.00	145,500,000.00
3	Plant & Machinery	650,000.00	20	130,000.00	520,000.00
4	Transportation Equipment	12,100,000.00	25	3,025,000.00	9,075,000.00
5	Office Equipment	1,323,500.00	25	330,875.00	992,625.00
6	Furniture & Fittings	2,128,200.00	25	532,050.00	1,596,150.00
	<b>Total</b>	<b>492,701,700.00</b>		<b>15,047,925.00</b>	<b>477,653,775.00</b>

**NOTE 9 & 37B**

Investment Property	102,000,000.00
Depreciation (Note 37) 2%	<u>2,040,000.00</u>
	<b>99,020,000.00</b>
	=====

(Depreciation As Note 37)

	N
Depreciation of PP & E	15,047,925.00
Deprecation of Investment Property	<u>2,040,000.00</u>
	<b>17,087,925.00</b>
	=====

### NOTE 13

#### UNREMITTED DEDUCTION

S/N	DETAILS	AMOUNT (N)
1	Withholding Tax	202,680.00
2	Value added tax	1,175,300.00
	Total	<b>1,377,980.00</b>

### NOTE 14

#### PAYABLE FOR 2019

S/N	DETAILS	AMOUNT (N)
38	PERSONNEL EMOLUMENTS	374,646,618.74
	PENSION & GRATUITY	-
	PROFESSIONAL FEES (LEGAL RETAINER)	1,000,000.00
	GOODS & SERVICES	175,000.0
	UTILITIES	0
	STAFF CLAIMS	6,750,000.00
	OTHERS (LEAVE BONUS)	70,389,215.69
	Total	<b>452,960,834.43</b>

**NOTE 21****STATUTORY ALLOCATION****BREAKDOWN OF GOVERNMENT SHARE OF (STATUTORY REVENUE)**

<b>MONTH</b>	<b>NET RECEIPT (N)</b>	<b>ALLOCATION TO OTHER AGENCIES (N)</b>	<b>TOTAL (N)</b>
JANUARY	78,999,965.03	65,823,145.16	144,823,110.19
FEBRUARY	79,810,793.83	68,452,150.60	148,262,944.93
MARCH	71,848,295.59	69,391,023.34	141,239,318.93
APRIL	73,902,987.05	67,815,463.41	141,718,450.46
MAY	68,450,017.19	67,815,463.41	136,265,480.60
JUNE	69,776,635.83	69,849,800.54	139,626,436.37
JULY	91,533,203.80	73,008,572.27	164,541,776.07
AUGUST	88,710,844.48	71,175,335.83	159,886,180.31
SEPTEMBER	82,535,889.68	71,021,555.63	153,557,444.98
OCTOBER	86,730,729.27	71,181,867.06	157,912,596.33
NOVEMBER	75,213,585.19	71,732,090.57	146,945,675.76
DECEMBER	85,525,272.21	69,679,259.38	155,202,531.59
<b>TOTAL</b>	<b>953,036,219.15</b>	<b>836,945,727.20</b>	<b>1,789,981,946.35</b>

**NOTE 22****REVENUE FOR 2019**

Poll Tax	20,600.00
----------	-----------

**NOTE 23****NON-TAX**

<b>S/N</b>	<b>DETAILS</b>	<b>AMOUNT (N)</b>
1	Licenses	819,750.00
2	Fess	2,818,600.00
3	Fines	59,400.00
4	Sales	386,000.00
5	Earnings	1,844,300.00
6	Rent	508,500.00
	<b>Total</b>	<b>6,436,550.00</b>

**NOTE 29****SALARY & WAGES**

<b>S/N</b>	<b>DETAILS</b>	<b>AMOUNT (N)</b>
1	Administrative Sector	214,089,543.53
2	Economic Sector	149,138,884.51
3	Social Sector	325,116,126.78
4	Regional Sector	172,965,231.70
	<b>Total</b>	<b>861,309,786.52</b>

**NOTE 31****SOCIAL BENEFIT**

Pension	N371,848,305.91
---------	-----------------



**NOTE 32****OVERHEAD COSTS**

<b>S/N</b>	<b>DETAILS</b>	<b>AMOUNT (N)</b>
1	Travel & Transport	5,139,885.50
2	Utilities	59,000.00
3	Materials & Supplies	1,934,500.00
4	Maintenance Service	4,897,500.00
5	Training	3,249,800.00
6	Other Services	21,319,500.00
7	Consulting & Professional services	320,000.00
8	Fuel & lubricants	2,904,000.00
9	Bank Charges & Insurance Premium	698,000.00
10	Miscellaneous Expenses	25,503,810.00
	<b>Total</b>	<b>66,325,995.50</b>

**NOTE 38****TRANSFER TO OTHER GOVERNMENT ENTITIES**

<b>S/N</b>	<b>DETAILS</b>	<b>AMOUNT (N)</b>
1	Peace Corps	14,400,000.00
2	Pry Education Board (SUBEB)	356,588,316.04
3	Traditional Council	66,985,599.45
4	Parastatals	27,123,505.80
	<b>Total</b>	<b>465,097,421.29</b>

**REPORT**

**OF THE**

**AUDITOR-GENERAL FOR LOCAL**

**GOVERNMENTS**

**ON THE**

**ACCOUNTS OF ILEJEMEJE LOCAL GOVERNMENT,**

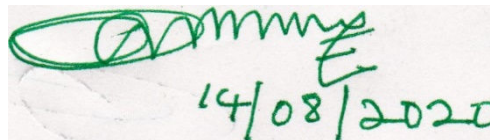
**IYE-EKITI,**

**FOR THE YEAR ENDED,**

**31ST DECEMBER, 2019.**

## **AUDIT CERTIFICATE**

I have examined the General Purpose Financial Statements of Ilejemeje Local Government as at 31<sup>st</sup> December, 2019 in accordance with Sections 123(2) of the Constitution of the Federal Republic of Nigeria 1989; 316(1) of the Constitution of the Federal Republic of Nigeria 1999, 32 (2) of the Local Government Administration Law No 2 of 1999, and section 26(2) of Ekiti State Audit Law 2014. The audit was conducted in compliance with International Standards on Auditing (ISA) and International Organisation of Supreme Audit Institutions (INTOSAI) Auditing Standards. The Financial Statements were prepared in line with IPSAS Accrual. I have obtained information and explanations that I required for my audit. In my opinion, the General Purpose Financial Statements and the supporting Accounts and Statements give a true and fair view of the Local Government as at 31<sup>st</sup> December, 2019 subject to the observations in this report.



**A.K. Fasakin, CNA, CFIP.**  
**Auditor-General for Local Governments,**  
**Ekiti State.**  
**FRC/2014/ANAN/00000010278**

**REPORT OF THE AUDITOR GENERAL FOR LOCAL GOVERNMENTS ON THE  
ACCOUNTS OF ILEJEMEJE LOCAL GOVERNMENT, IYE-EKITI FOR THE YEAR  
ENDED 31<sup>ST</sup> DECEMBER, 2019.**

The General Purpose Financial Statements of Ilejemeje Local Government have been examined in accordance with, sections 123(2) and 316 of the Constitution of the Federal Republic of Nigeria, 1989 and 1999 respectively, section 26(2) of Ekiti State Audit Law, 2014 and Section 32(2) of the Local Government Administration Law No 2 of 1999. The General Purpose Financial Statements were correct subject to the comments in this report and the existence of the Assets have also been substantiated.

**2. STATEMENT OF FINANCIAL RESPONSIBILITY**

It is the responsibility of Director of Finance of Ijero Local Government to prepare and present the General Purpose Financial Statements to the Auditor-General in accordance with the provisions of the Constitutions of the Federal Republic of Nigeria within 90 days after the expiration of the financial year.

This section was grossly violated by the Local Government as the account was presented on 28<sup>th</sup> April, 2020, almost a month behind schedule.

**3. STATEMENT OF RESPONSIBILITY OF AUDITOR-GENERAL**

It is my responsibility to form an independent opinion, based on General Purpose Financial Statements and accompanying Accounts prepared and submitted to me by the Director of Finance of the Local Government and to report thereupon in consonance with the Constitution of the Federal Republic of Nigeria.

**4. RESPONSIBILITY OF THE PUBLIC ACCOUNTS COMMITTEE (PAC)**

It is the responsibility of the Public Accounts Committee of the State House of Assembly to review the Auditor-General's Report with a view to ensuring enforcement of the recommendations made and impose sanctions where necessary.

## **5. BASIS OF OPINION**

The Audit was conducted in compliance with International Standards on Auditing (ISA) and Generally Accepted Public Sector and INTOSAI Auditing Standards.

These standards require that I comply with ethical requirements, plan and perform the audit to obtain reasonable assurance that the financial statements are free from material misstatements whether due to fraud or error. I also evaluated the overall adequacy of the presentation of information in the financial statements.

In the course of the Audit, I have obtained all the information and explanation that to the best of my knowledge and belief were necessary for the purpose of audit and I believe that the audit evidence I obtained is sufficient and appropriate to provide a basis for independent opinion.

## **6. OPINION**

In my opinion, the Financial Statements which included Statement of Financial Position, Statement of Financial Performance, Statement of Cash Flow, Statement of Comparison of Budget and Actual and Statement of Changes in Net Assets/Equity as at 31<sup>st</sup> December, 2019 with supporting notes, give a true and fair view of the State of Affairs And Financial Positions of the Local Governments for the fiscal year ended on that date subject to the observations and comments in the other parts of this report.

## **7. BUDGET OVERVIEW AND PERFORMANCE**

Statement of Comparison for Budget Estimates and Actual Performance for the year ended 31<sup>st</sup> December, 2019 prepared and presented showed the following shortfalls:

- i. The approved budget for the year was not made available to Audit despite my repeated efforts.
- ii. The estimate made for Revenue in the 2019 budget recorded a low performance. An estimate was made for N1,559,305,429.00, while actual Revenue recorded stood at N577,944,632.48. This is about 37.06% performance. Equally, the IGR of N1,939,600.00 represents only 0.34% of the

total Revenue for the period, meaning the Local Government relied unduly on the Statutory allocation for survival.

- iii. The sum of N970,988,398.09 only was budgeted for expenditure but only N603,492,706.21 was actually incurred, resulting to a saving of N367,495,691.88 for the period.

#### **8. REVENUE ACCOUNT**

A total sum of N577,944,632.48 was earned as total Revenue as at 31<sup>st</sup> December, 2019 out of which only 0.34%- N1,939,600.00 was generated as IGR, which showed that the Local Government solely depends on the Statutory allocation.

On the basis of comparison, the IGR for the current year recorded a deficit of 5.72% over that of previous year. Details of this is contained in the statement of Budget Comparison for the year 2018.

#### **9. AUTHORITY FOR EXPENDITURE**

All expenditure shown in the statement of actual expenditure for the year have been authorized as provided for by section 22(i) of the Local Government Administration Law 1999 with the exceptions of paragraph 6, of this report.

#### 10. **EXPENDITURE CONTRARY TO LAW:**

The following expenditure appears to be contrary to Law.

S/N	QUERY NO	SUBJECT	AMOUNT (N)
1	AUD/ILLG/AQ/01/2019	Expenditure contrary to regulations I	1,023,200.00
2	AUD/ILLG/AQ/02/2019	Expenditure contrary to regulations II	1,957,461.00
3	AUD/ILLG/AQ/03/2019	Items not taken on ledger charge	938,050.00
4	AUD/ILLG/AQ/04/2019	Unaudited expenditure	51,500.00
5	AUD/ILLG/AQ/05/2019	Unproduced payment vouchers	23,794,500.00
6	AUD/ILLG/AQ/06/2019	Expenditure contrary to regulations III	1,597,500.00
7	AUD/ILLG/AQ/07/2019	Expenditure not supported by proper records	4,028,650.00
8	AUD/ILLG/AQ/08/2019	Doubtful expenditure	187,000.00
9	AUD/ILLG/AQ/09/2019	Illegal withdrawal of fund from Salary Accounts	5,777,000.00
10	AUD/ILLG/AQ/10/2019	Unvouched Expenditure	17,186,600.00
11	AUD/ILLG/AQ/11/2019	Unreasonable expenditure	743,000.00
12	AUD/ILLG/AQ/12/2019	Unretired security vote/responsibility allowance	2,100,000.00
13	AUD/ILLG/AQ/13/2019	Expenditure not accounted for	2,423,645.59
14	AUD/ILLG/AQ/14/2019	Unproduced Revenue Earning Receipts	Various
		<b>TOTAL</b>	<b>61,808,106.59</b>

#### 11. **STATEMENTS OF ASSETS AND LIABILITIES**

The statements of Assets and Liabilities were correct and existence of the Assets have been substantiated.

12. **DISALLOWANCE** Allowance has been reserved in respect of the expenditure detailed in paragraph 6 of this report pending a satisfactory explanations or the sanction of the State House of Assembly.

### 13. STATE OF ACCOUNT

The Accounts of Ilejemeje Local Government have been examined up to 31<sup>st</sup> December, 2019 and detailed observations have been forwarded to the Director of Administration, Ilejemeje Local Government, Iye-Ekiti. Particular attention is required to the followings:

- (i) Response to Audit Queries
- (ii) Expenditure Contrary to Regulations
- (iii) Internally Generated Revenue
- (iv) Unproduced Revenue Receipts
- (v) Outstanding matters from the previous reports
- (vi) Loss of fund involving the Council Management

#### (f) **PROPERTY, PLANT AND EQUIPMENT**

The Local Government is yet to value its Property, Plant and Equipment. The assets are not disclosed in the statement of financial position since its fair value is not known yet. However, the balance of PP&E (N6,068,361.44) charged with depreciation of N291,400.56 with a UBV of N5,776,960.88 was disclosed in the financial position for year under review.

### 14. **OUTSTANDING MATTERS FROM PREVIOUS REPORTS** **N**

- (a) Loss of Fund involving the Council Management 881,455.86

**N**

#### **2015 AUDIT QUERIES**

- |      |               |                                                                   |                |
|------|---------------|-------------------------------------------------------------------|----------------|
| i.   | AQ/ILLG/06/15 | Remittance in transit                                             | 530,000.00     |
| ii.  | AQ/ILLG/08/15 | Misapplication of Fund/Illegal withdrawals<br>from Salary account | 12,214,881.57  |
| iii. | AQ/ILLG/10/15 | Unproduced Revenue Earning                                        | <u>various</u> |

**12,744,881.57**

#### **b. 2016 AUDIT QUERIES**

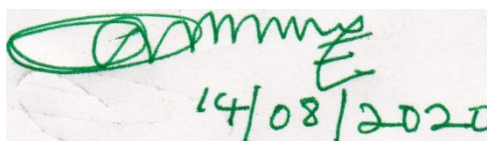


i.	AQ/ILLG/02/16	Nugatory payment	600,000.00
ii.	AQ/ILLG/07/16	Expenditure contrary to regulations	475,000.00
iii.	AQ/ILLG/10/16	Unproduced revenue receipts	various
iv.	Revenue Collectors that did not show up for checking		
1.	Olufisibe Julius		
2.	Ayodele Toluwalase		
3.	Fagbamila Rotimi		
4.	Ayegbusi Rotimi		
5.	Awe Sesan		

© **2017 AUDIT QUERIES**

i.	AQ/ILLG/01/17	Unproduced Revenue Earning Receipts	Assorted
ii.	AQ/ILLG/02/17	Expenditure Contrary to Financial Regulation	1,060,000.00
iii.	AQ/ILLG/03/17	Expenditure not supported by proper records/ accounts	72,600.00
iv.	AQ/ILLG/04/17	Items not taken on Store Ledger Charge	75,000.00
v.	AQ/ILLG/05/17	Unreceipted, unaudited/unretired payment vouchers	237,000.00
vi.	AQ/ILLG/06/17	Nugatory payment	900,000.00
vii.	AQ/ILLG/07/17	Doubtful/unreasonable expenditure	1,545,000.00
viii.	AQ/ILLG/08/17	Nugatory payment II	1,449,000.00
ix.	AQ/ILLG/09/17	Unaudited/unretired expenditure	2,295,000.00
x.	AQ/ILLG/10/17	Unaudited payment vouchers	2,227,000.00
xi.	AQ/ILLG/11/17	Expenditure contrary to financial regulations	4,955,000.00
xii.	AQ/ILLG/12/17	Items not taken on Store Ledger charge	5,291,150.00
xiii.	AQ/ILLG/13/17	Nugatory payment	15,754,007.00

xiv.	AQ/ILLG/14/17	Unaudited payments	10,800,000.00
xv.	AQ/ILLG/15/17	Expenditure not supported with proper records	1,250,000.00
xvi.	AQ/ILLG/16/17	Doubtful payments/falsification	10,162,000.00
xvii.	AQ/ILLG/17/17	Items not taken on store ledger charge	5,072,000.00
xviii.	AQ/ILLG/18/17	Unreceipted payments	<u>1,665,000.00</u>
			<b>64,784,757.00</b>
			=====



**A.K. Fasakin, CNA, CFIP.**  
**Auditor-General for Local Governments,**  
**Ekiti State.**  
**FRC/2014/ANAN/00000010278**

**REPORT OF THE AUDITOR GENERAL FOR LOCAL GOVERNMENTS ON THE  
ACCOUNTS OF ILEJEMEJE LOCAL GOVERNMENT, EDA ONIYO-EKITI FOR THE  
YEAR ENDED 31<sup>ST</sup> DECEMBER, 2019.**

**1. RESPONSIBILITY FOR FINANCIAL STATEMENTS**

The Financial Statements have been prepared by the Director of Finance Ilejemeje Local Government based on the available records and in compliance with the IPSAS Accrual Accounting for all Public Sector Entities (PSE) in Nigeria.


To the best of our knowledge, the system of internal control had operated adequately throughout the reporting period, and the statements represent a true and fair view of the Financial Positions of the Local Government.

The Director of Finance accepts responsibility for the integrity of these Financial Statements, the information they contain and their compliance with International Public Sector Accounting Standards (IPSAS) Accrual Accounting for all public sector entities (PSE) in Nigeria.

In my opinion, these General Purpose Financial Statements fairly reflect the financial position of Ilejemeje Local Government as at the year ended 31<sup>st</sup> December, 2019.



**Hon. Motunde Fajuyi,  
Executive Chairman.**



**Mr Akomolede A.I.  
Director of Finance.**

## **STATEMENT OF ACCOUNTING POLICIES (IPSAS 1)**

### **(i) BASIS OF PREPARATION**

The General Purpose Financial Statements have been prepared in compliance with IPSAS Accrual Accounting basis that recognizes transactions and events occurred whether expenses are paid for or not and revenue received or outstanding, and under the guidelines of Financial Memoranda in conformity with National Chart of Account (NCOA) and the Nigeria Accounting Standard Board for Public Sector Reporting.

### **(ii) BASIS OF MEASUREMENT**

The Financial Statements have been prepared on historical cost unless stated otherwise.

### **(iii) REPORTING CURRENCY**

The Financial Statements were presented in Nigerian Naira, which is the functional currency of the Local Government Council.

### **(iv) GOING CONCERN**

The Financial Statements have been prepared on a going concern basis.

### **(v) ACCOUNTING PERIOD**

The Accounting period is from 1<sup>st</sup> January to 31<sup>st</sup> December, 2019.

### **(vi) REVENUE**

This presented both the exchange and non-exchange revenue from Internally Generated Revenue and Statutory Allocation from the Federation Account during the year.

### **(vii) EXPENDITURE**

This represented both recurrent and capital expenditure during the year.

### **(viii) NON-CURRENT ASSETS/ DEPRECIATION**

Property Plant and Equipment were recognized less accumulated depreciation.

### **(ix) BUDGET INFORMATION**

The Annual Budget was prepared on Accrual Basis. All planned costs and incomes were presented in a single statement to determine the needs of the Local Government Council.

**(x). INVESTMENT PROPERTIES**

Investment properties were measured initially at cost, including transaction costs. The carrying amount included the replacement cost of components of an existing investment property at the end time that cost was incurred if the recognition criteria were met and excluded the cost of day to day maintenance of an investment property.

**ILEJEMEJE LOCAL GOVERNMENT, EDA-ONIYO EKITI, EKITI STATE, NIGERIA**  
**STATEMENT OF FINANCIAL POSITION FOR THE ENDED 31ST DECEMBER, 2019**

<b>2018</b>	<b>DETAILS</b>	<b>NOTES</b>	<b>2019</b>	
<b>N</b>	<b>Represented By:</b>		<b>N</b>	<b>N</b>
	<b>ASSETS</b>			
	<b>Current Assets</b>			
83,798,225.77	Cash and Cash Equivalents	1	10,250,152.04	
	Inventories	2		
	WIP	3		
244,332,462.22	Receivables	4	257,992,161.88	
	Prepayments	5		
<b>32,813,087.99</b>	<b>Total Current Assets</b>			<b>268,242,313.92</b>
	<b>Non-Current Assets</b>			
	Loans Granted	6		
2,220,400.00	Investments	7	2,200,400.00	
6,068,361.44	Fixed Assets-Property, Plant & Equipment	8	5,776,960.88	
	Investment Property	9		
	Biological Assets	10		
<b>8,268,761.44</b>	<b>Total Non-Current Assets</b>			<b>7,977,360.88</b>
<b>336,399,449.43</b>	<b>Total Assets</b>			<b>276,219,674.80</b>
	<b>LIABILITIES</b>			
	<b>Current Liabilities</b>			
	Accumulated Depreciation	11		
	Loans & Debts(Short-Term)	12		
272,400.00	Unremitted Deductions	13		
240,472,611.20	Payables	14	229,900,634.02	
<b>240,745,011.40</b>	<b>Total Current Liabilities</b>		<b>229,900,634.02</b>	
	<b>Non-Current Liabilities</b>			
	Public Funds	15		
	Borrowings	16		
	<b>Total Non-Current Liabilities</b>			
240,745,011.40	<b>Total Liabilities</b>			<b>229,900,634.02</b>
95,654,438.03	<b>Net Asset/Equity</b>			<b>46,319,040.78</b>
	<b>Financed By:</b>			
26,046,603.40	Reserves	17		2,550,680.44
	Capital Grant	18		-
46,116,059.93	Net Surpluses/(Deficits)	19		-
23,491,774.70	Accumulated Surplus/(Deficits)	20		43,768,360.34
<b>95,654,438.03</b>	<b>Total Net Assets/Equity</b>			<b>46,319,040.78</b>

**ILEJEMEJE LOCAL GOVERNMENT, EDA-ONIYO EKITI, EKITI STATE, NIGERIA**  
**STATEMENT OF FINANCIAL PERFORMANCE FOR THE YEAR ENDED 31ST DECEMBER, 2019**

2018	DETAILS	NOTES	Actual 2019
N	<u>REVENUE</u>		N
521,597,752.35	Government Share of FAAC (Statutory Revenue)	21	576,005,032.48
1,000,000.00	Tax Revenue	22	270,600.00
834,600.00	Non-Tax Revenue	23	1,669,000.00
	Aid & Grants	24	
	Investment Income	25	
	Expenditure Recovery	26	
	Other Capital Receipts	27	
	Debt Forgiveness	28	
<b>523,432,352.35</b>	<b>Total Revenue</b>		<b>577,944,632.48</b>
	<u>EXPENDITURE</u>		
387,621,518.71	Salaries & Wages	29	500,488,456.25
	Social Contribution	30	
	Social Benefit	31	
8,707,216,867.00	Overhead Cost	32	72,862,047.86
	Gratuity	33	
	Pension Allowance	34	
	Stationeries	35	
	Impairment Charges	36	
2,622,605.04	Depreciation Charges	37	291,400.56
	Transfer to other Government Entities	38	30,142,202.10
	Public Debt Charges	39	
	Allowance(Leave Bonus)	40	
<b>477,316,292.42</b>	<b>Total Expenditure</b>		<b>603,784,106.77</b>
<b>46,116,059.93</b>	<b>Surplus/(Deficit) from Operating Activities for the Period</b>		<b>-25,839,474.29</b>
	<b>Total Non-Operating Revenue/(Expenses)</b>		
	<b>Non-Operating Activities</b>		
	Gain/Loss on Disposal of Asset	41	
	Refunded Revenue	42	
	Revaluation Gain	43	
	<b>Net Surplus/(Deficit) from Ordinary Activities</b>		<b>-25,839,474.29</b>
	<b>Surplus/(Deficit) from Ordinary Activities</b>		
	Purchases/Construction of Assets	44	
	Minority Interest Share of Surplus/(Deficits)	45	
	<b>Net surplus/(Deficit) for the year</b>		<b>-25,839,474.29</b>

**ILEJEMEJE LOCAL GOVERNMENT, EDA-ONIYO EKITI, EKITI STATE, NIGERIA**  
**STATEMENT OF CASH FLOW FOR THE YEAR ENDED 31ST DECEMBER, 2019**

2018	DETAILS	NOTES	2019	
			N	N
	<b><u>CASH FLOWS FROM OPERATING ACTIVITIES</u></b>			
	<b><u>Inflows</u></b>			
521,597,752.35	Government Share of FAAC (Statutory Revenue)	21	576,005,032.48	
1,000,000.00	Tax Revenue	22	270,600.00	
834,600.00	Non-Tax Revenue	23	1,669,000.00	
	Aid & Grants	24	Aid & Grants	
	Expenditure Recovery	26		
	Other Capital Receipts	27		
	Debt Forgiveness	28		
523,432,352.35	<b>Total inflow from operating Activities</b>			<b>577,944,632.48</b>
	<b><u>Outflows</u></b>			
387,621,518.71	Salaries & Wages	29	500,488,456.25	
	Social Contributions	30		
	Social Benefit	31		
87,072,168.67	Overheads Cost	32	72,862,047.86	
	Gratuity	33		
	Pension Allowance	34		
	Transfer to other Government Entities	38	30,142,202.10	
	Allowance	40		
	Deductions	49		
	Refund	50		
	Inventory	51		
	Loan	52		
474,693,687.38	<b>Total Outflow from Operating Activities</b>			<b>603,492,706.21</b>
48,738,664.97	<b>Net Cash Inflow/(outflow) from Operating Activities</b>			<b>-25,548,073.73</b>
	<b><u>CASH FLOW FROM INVESTING ACTIVITIES</u></b>			
	Proceeds from Sale of PPE	53		
	Proceeds from Sale of Investment Property	54		
	Proceeds from Sales of Intangible Assets	55		
	Proceeds from Sale of Investment	56		
	Dividends Received	57	-	



	<b>Total Inflow</b>		<b>0.00</b>	
	<b>Outflows</b>		-	
	Purchase/ Construction of PPE	58		
	Purchase/ Construction OF Investment Property	59	-	
	Investment in Private Companies	60	-	
	Loan Granted	61	-	
	Purchase of Intangible Assets	62	-	
	Acquisition of Investment	63	-	
	<b>Total Outflow</b>		<b>0.00</b>	
<b>48,738,664.97</b>	<b>Net Cash Flow from Investing Activities</b>		-	
	<b><u>CASH FLOW FROM FINANCING ACTIVITIES</u></b>			
	Capital Grant Received	64		
	Proceeds from Borrowings	65		
	<b>Total Inflow</b>		0.00	
	<b>Outflows</b>			
	Repayment of Borrowings	66		
	Distribution of Surplus/Dividends Paid	67		
	<b>Total Outflow</b>		<b>0.00</b>	
<b>48,738,664.97</b>	<b>Net Cash Flow from Financing Activities</b>			
<b>48,738,664.97</b>	<b>Net Cash Flow from all Activities</b>			<b>-25,548,073.73</b>
35,059,560.80	Cash and Its Equivalent as at 01/01/2019			35,798,225.77
<b>83,798,225.77</b>	<b>Cash and Its Equivalent as at 31/12/2019</b>	<b>1</b>		<b>10,250,152.04</b>

**ILEJEMEJE LOCAL GOVERNMENT, EDA-ONIYO EKITI, EKITI STATE, NIGERIA**  
**STATEMENT OF COMPARISON OF BUDGET AND ACTUAL FOR THE YEAR ENDED 31ST**  
**DECEMBER, 2019**

2018		Notes	Actual 2019	Final Budget 2019	Variance on Final Budget
N			N	N	N
	<b>REVENUE</b>				
521,597,752.35	Government Share of FAAC (Statutory Revenue)	21	576,005,032.48	1,541,374,429.00	-62.63
1,000,000.00	Tax Revenue	22	270,600.00	10,000,000.00	-97.29
834,600.00	Non-Tax Revenue	23	1,669,000.00	7,931,000.00	-78.96
	Aid & Grants	24			
	Investment Income	25			
	Expenditure Recovery	26			
	Other Capital Receipts	27			
	Debt Forgiveness	28			
<b>523,432,352.35</b>	<b>Total Revenue</b>		<b>577,944,632.48</b>	<b>1,559,305,429.00</b>	<b>-238.88</b>
	<b>EXPENDITURE</b>				
387,621,518.71	Salaries & Wages	29	500,488,456.25	840,199,398.09	40.43
	Social Contribution	30			
	Social Benefit	31			
87,072,168.67	Overhead Cost	32	72,862,047.86	130,789,000.00	44.29
	Gratuity	33			
	Pension Allowance	34			
	Stationeries	35			
	Impairment Charges	36			
2,622,605.04	Depreciation Charges	37			
	Transfer to other Government Entities	38	30,142,202.10		-100.00
	Public Debt Charges	39			
	Allowance(Leave Bonus)	40			
<b>477,316,292.42</b>	<b>Total Expenditure</b>		<b>603,492,706.21</b>	<b>970,988,398.09</b>	<b>-15.58</b>
	<b>Net surplus/(deficit) for the year</b>		<b>-25,548,073.73</b>	<b>588,317,030.91</b>	<b>-223.30</b>

**ILEJEMEJE LOCAL GOVERNMENT, EDA-ONIYO EKITI, EKITI STATE, NIGERIA**  
**STATEMENT OF CHANGES IN NET ASSETS/EQUITY FOR THE**  
**YEAR ENDED 31ST DECEMBER, 2019**

<b>S/N</b>	<b>NARRATION</b>	<b>ACCUMULATED SURPLUS/DEFICIT</b>	<b>RESERVE</b>	<b>CAPITAL GRANT</b>	<b>TOTAL</b>
1	Opening Balance (1/1/2019)	69,607,834.63	26,046,603.40	-	95,654,438.03
2	Surplus/(Deficit) for the year	-25,839,474.29	-	-	-25,839,474.29
3	Adjustment for the period	-	-23,495,922.96	-	-23,495,922.96
				-	
	Closing Balance (31/12/19)	<b>43,768,360.34</b>	<b>2,550,680.44</b>	-	<b>46,319,040.78</b>

**NOTE 1****CASH AND CASH EQUIVALENT**

<b>S/N</b>	<b>BANK</b>	<b>ACCOUNT NAME</b>	<b>ACCOUNT NO</b>	<b>AMOUNT (N)</b>
1	UBA	RE-CURRENT	1013115835	103,923.37
2	FIRST BANK	SALARY	2015399465	2,228,376.65
3	WEMA BANK	IGR	0122500488	13,582.01
4	WEMA BANK	INTERNAL CAPITAL	0122755745	7,904,270.01
	TOTAL			<b>10,250,152.04</b>

**NOTE 4****RECEIVABLES**

<b>S/N</b>	<b>DETAILS</b>	<b>AMOUNT (N)</b>
1	Salary	181,500,632.50
2	Leave Bonus	48,400,001.52
3	Net Distributable Fund	28,091,527.86
	Total	<b>257,992,161.88</b>

**NOTE 7****INVESTMENTS****N2,200,400.00****NOTE 8 & 37****PROPERTY, PLANT & EQUIPMENT**

<b>S/N</b>	<b>DETAILS</b>	<b>AMOUNT (N)</b>
1	Balance b/F	6,068,361.44
2	Addition for the year	-
	Total	<b>6,068,361.44</b>
	Depreciation charges (Note 37)	<b>291,400.56</b>
	NBV for the year	<b>5,776,960.88</b>

**NOTE 14****PAYABLES**

<b>S/N</b>	<b>DETAILS</b>	<b>AMOUNT (N)</b>
1	Salary	181,500,632.50
2	Leave Bonus	48,400,001.52
	<b>Total</b>	<b>229,900,634.02</b>

**NOTE 21****STATUTORY ALLOCATION**

<b>S/N</b>	<b>MONTHS</b>	<b>TOTAL (B) (N)</b>	<b>TOTAL (A+B) (N)</b>
1	JANUARY	5,617,611.97	47,562,710.14
2	FEBRUARY	3,183,313.45	50,241,611.15
3	MARCH	5,883,313.45	46,685,449.78
4	APRIL	7,430,343.31	48,306,120.42
5	MAY	3,745,074.65	45,666,432.62
6	JUNE	4,681,343.00	46,205,500.84
7	JULY	9,643,609.97	51,063,350.45
8	AUGUST	7,771,029.31	47,404,010.49
9	SEPTEMBER	5,149,477.64	46,213,212.84
10	OCTOBER	9,105,615.85	52,974,883.89
11	NOVEMBER	7,980,615.85	52,442,716.50
12	DECEMBER	5,325,227.78	45,136,850.98
	<b>TOTAL</b>	<b>75,516,576.23</b>	<b>576,005,032.48</b>

**NOTE 22****TAX REVENUE**

<b>S/N</b>	<b>DETAILS</b>	<b>AMOUNT (N)</b>
1	Trading Permit	175,600.00
2	Loading & offloading	95,000.00
	<b>Total</b>	<b>270,600.00</b>

**NOTE 23****NON-TAX REVENUE**

<b>S/N</b>	<b>DETAILS</b>	<b>AMOUNT (N)</b>
1	Rents	120,000.00
2	Squatter fees	60,000.00
3	Liquor fees	64,000.00
4	Market stalls	260,000.00
5	Operational Permit	160,000.00
5	Birth Certificate	375,000.00
6	Attestation	310,000.00
7	Marriage	320,000.00
	<b>Total</b>	<b>1,669,000.00</b>

**SALARIES & WAGES**

<b>S/N</b>	<b>MONTHS</b>	<b>AMOUNT (N)</b>
1	JANUARY	41,687,371.10
2	FEBRUARY	41,687,371.05
3	MARCH	41,687,371.05
4	APRIL	41,687,371.05
5	MAY	41,687,371.05
6	JUNE	41,687,371.05
7	JULY	41,727,371.65
8	AUGUST	41,727,371.65
9	SEPTEMBER	41,727,371.65
10	OCTOBER	41,727,371.65
11	NOVEMBER	41,727,371.65
12	DECEMBER	41,727,371.65
	<b>TOTAL</b>	<b>500,488,456.25</b>



## NOTE 32

### OVERHEADS (RECURRENT) COST

CODE	DETAILS OF EXPENDITURE	AMOUNT (N)
220201	Transport and Travelling-General	20,486,061.00
220202	Utility services-General	192,500.00
220203	Material and supplies-General	1,532,200.00
220204	Maintenance Services-General	933,550.00
220205	Training Staff Dev. And Welfare-General	7,811,500.00
220206	Security Vote other services-General	15,680,000.00
220207	Consultancy and professional services/Special committee	4,711,000.00
220208	Fuelling and lubricant-General	475,000.00
220209	Financial charges-General	23,264.45
220210	Miscellaneous Expenses	916,000.00
2203	Loans and Advances	0.00
2204	Grants, contributions and subventions	0.00
2205	Subsidies, General	0.00
2206	Public debt charges	0.00
2207	Transfer to other funds	0.00
	Works and Housing	8,484,250.00
	General Administration	4,370,472.41
	Agric and Natural Resources	845,750.00
	Community and social services	1,912,500.00
	Fiancé and supplies	563,000.00
	Health and social services	2,200,000.00
	Environmental, water and sanitation	1,725,000.00
	<b>Total</b>	<b>52,761,075.45</b>
	<b>GRAND TOTAL</b>	<b>72,862,047.86</b>

**NOTE 38**

**TRANSFER TO OTHER GOVERNMENT ENTITIES**

<b>S/NO</b>	<b>DETAILS</b>	<b>AMOUNT (N)</b>
1.	SUBEB PERSONNEL COST	30,142,202.10
	TOTAL	<b>30,142,202.10</b>

**REPORT**

**OF THE**

**AUDITOR-GENERAL FOR LOCAL**

**GOVERNMENTS**

**ON THE**

**ACCOUNTS OF ISE/ORUN LOCAL GOVERNMENT,**

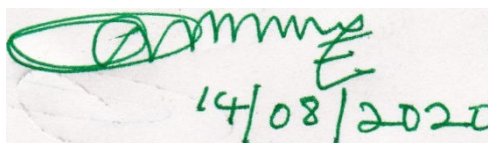
**ISE-EKITI,**

**FOR THE YEAR ENDED,**

**31ST DECEMBER, 2019.**

## **AUDIT CERTIFICATE**

I have examined the General Purpose Financial Statements of Ado Local Government as at 31<sup>st</sup> December, 2019 in accordance with Sections 123(2) of the Constitution of the Federal Republic of Nigeria 1989; 316(1) of the Constitution of the Federal Republic of Nigeria 1999, 32 (2) of the Local Government Administration Law No 2 of 1999, and section 26(2) of Ekiti State Audit Law 2014. The audit was conducted in compliance with International Standards on Auditing (ISA) and International Organisation of Supreme Audit Institutions (INTOSAI) Auditing Standards. The Financial Statements were prepared in line with IPSAS Accrual. I have obtained information and explanations that I required for my audit. In my opinion, the General Purpose Financial Statements and the supporting Accounts and Statements give a true and fair view of the Local Government as at 31<sup>st</sup> December, 2019 subject to the observations in this report.



**A.K. Fasakin, CNA, CFIP.**  
**Auditor-General for Local Governments,**  
**Ekiti State.**

**FRC/2014/ANAN/00000010278**

**REPORT OF THE AUDITOR GENERAL FOR LOCAL GOVERNMENTS ON THE  
ACCOUNTS OF ISE/ORUN LOCAL GOVERNMENT, ISE -EKITI FOR THE YEAR  
ENDED 31<sup>ST</sup> DECEMBER, 2019.**

The General Purpose Financial Statements of Ise/Orun Local Government have been examined in accordance with sections 123(2) and 316 of the Constitution of the Federal Republic of Nigeria, 1989 and 1999 respectively and section 26(2) of Ekiti State Audit Law, 2014 and section 32(2) of the Local Government Administration Law No 2 of 1999. The General Purpose Financial Statements were correct subject to the comments in this report and the existence of the Assets have also been substantiated.

**2. STATEMENT OF FINANCIAL RESPONSIBILITY**

It is the responsibility of Director of Finance of Ise/orun Local Government to prepare and present the General Purpose Financial Statements to the Auditor-General in accordance with the provisions of the Constitutions of the Federal Republic of Nigeria within 90 days after the expiration of the financial year.

This section was grossly violated by the Local Government as the account was presented on 28<sup>th</sup> April, 2020, almost a month behind schedule.

**3. STATEMENT OF RESPONSIBILITY OF AUDITOR-GENERAL**

It is my responsibility to form an independent opinion, based on General Purpose Financial Statements and accompanying Accounts prepared and submitted to me by the Director of Finance of the Local Government and to report thereupon in consonance with the Constitution of the Federal Republic of Nigeria.

**4. RESPONSIBILITY OF THE PUBLIC ACCOUNTS COMMITTEE (PAC)**

It is the responsibility of the Public Accounts Committee of the State House of Assembly to review the Auditor-General's Report with a view to ensuring enforcement of the recommendations made and impose sanctions where necessary.

## 5. **BASIS OF OPINION**

The Audit was conducted in compliance with International Standards on Auditing (ISA) and Generally Accepted Public Sector and INTOSAI Auditing Standards.

These standards require that I comply with ethical requirements, plan and perform the audit to obtain reasonable assurance that the financial statements are free from material misstatements whether due to fraud or error. I also evaluated the overall adequacy of the presentation of information in the financial statements.

In the course of the Audit, I have obtained all the information and explanation that to the best of my knowledge and belief were necessary for the purpose of audit and I believe that the audit evidence I obtained is sufficient and appropriate to provide a basis for independent opinion.

## 6. **OPINION**

In my opinion, the Financial Statements which included Statement of Financial Position, Statement of Financial Performance, Statement of Cash Flow, Statement of Comparison of Budget and Actual and Statement of Changes in Net Assets/Equity as at 31<sup>st</sup> December, 2019 with supporting notes, give a true and fair view of the State of Affairs And Financial Positions of the Local Governments for the fiscal year ended on that date subject to the observations and comments in the other parts of this report.

## 7. **BUDGET OVERVIEW AND PERFORMANCE**

Statement of Comparison for Budget Estimate and Actual Performance for the year ended 31<sup>st</sup> December, 2019 prepared and presented though in compliance with IPSAS accrual, showed the following shortfalls:

- i. The estimate made for Revenue in the 2019 budget recorded a low performance. An estimate was made for N2,526,531,732.36, while actual Revenue recorded stood at N1,361,712,459.58. This is about 53.90% performance. Equally, the IGR of N4,931,050.00 represents only 0.36% of the total Revenue for the period,

meaning the Local Government relied unduly on the Statutory allocation for survival.

- ii. The sum of N2,519,922,886.70 only was budgeted for expenditure but only N1,529,986,280.70 was actually incurred, resulting to saving of N989,936,606.00 for the period.

#### **8. REVENUE ACCOUNT**

A total sum of N1,361,712,459.58 was earned as total Revenue as at 31<sup>st</sup> December, 2019 out of which only 0.36%- N4,931,050.00 was generated as IGR, which showed that the Local Government solely depends on the Statutory allocation.

On the basis of comparison, the IGR for the current year recorded a deficit of 4.98% over that of previous year. Details of this is contained in the statement of Budget Comparison for the year 2019.

#### **9. AUTHORITY FOR EXPENDITURE**

All expenditure shown in the statement of actual expenditure for the year have been authorized as provided for by section 22(i) of the Local Government Administration Law 1999 with the exceptions of paragraph 6, of this report.

#### **10. EXPENDITURE CONTRARY TO LAW:**

The following expenditure appears to be contrary to Law.

S/N	QUERY NO	SUBJECT	AMOUNT (N)
1	AUD/IOLG/AQ/01/2019	Unproduced Revenue Earning Receipts	Assorted
2	AUD/IOLG/AQ/02/2019	Expenditure Contrary to Regulations	3,750,000.00
3	AUD/IOLG/AQ/03/2019	Expenditure Contrary to Regulations	1,000,050.00
4	AUD/IOLG/AQ/04/2019	Expenditure Contrary to Regulations	1,314,700.00
5	AUD/IOLG/AQ/05/2019	Expenditure Contrary to Regulations	2,772,000.00
6	AUD/IOLG/AQ/06/2019	Expenditure Contrary to Regulations	7,997,000.00

7	AUD/IOLG/AQ/07/2019	Unaudited/Expenditure not Supported with Proper Records of Accounts	2,105,500.00
8	AUD/IOLG/AQ/08/2019	Unaudited/Expenditure not Supported with Proper Records of Accounts	20,000,000.00
9	AUD/IOLG/AQ/09/2019	Items not taken on Store Ledger Charge	724,000.00
10	AUD/IOLG/AQ/10/2019	Expenditure Contrary to Regulations	910,000.00
11	AUD/IOLG/AQ/11/2019	Expenditure not Supported with Proper Records of Accounts/Unaudited	2,257,000.00
12	AUD/IOLG/AQ/12/2019	Expenditure Contrary to Regulations	3,296,000.00
13	AUD/IOLG/AQ/13/2019	Unproduced Payment Vouchers	1,735,700.00
14	AUD/IOLG/AQ/14/2019	Expenditure not Accounted for	1,974,152.77
15	AUD/IOLG/AQ/15/2019	Unvouched Expenditure	11,981,034.42
	<b>TOTAL</b>		<b>61,817,137.19</b>

#### 11. **STATEMENTS OF ASSETS AND LIABILITIES**

The statements of Assets and Liabilities were correct and existence of the Assets have been substantiated.

12. **DISALLOWANCE** Allowance has been reserved in respect of the expenditure detailed in paragraph 6 of this report pending a satisfactory explanations or the sanction of the State House of Assembly.

#### 13. **STATE OF ACCOUNT**

The Accounts of Ise/orun Local Government have been examined up to 31<sup>st</sup> December, 2019 and detailed observations have been forwarded to the Director of Administration, Ise/orun Local Government, Ise-Ekiti. Particular attention is required to the followings:

- (i) Internally Generated Revenue
- (ii) Internal control and Internal check
- (iii) Difference in JAAC releases
- (iv) Capital Projects
- (v) Outstanding Audit Queries
- (vi) PROPERTY, PLANT AND EQUIPMENT**



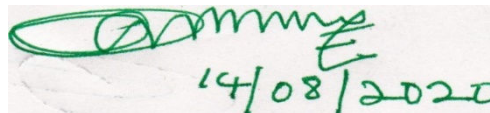
The Local Government is yet to value its property, Plant and Equipment despite my comment last year. The assets are not disclosed in the statement of financial position since its fair value is not known yet. Exception to this is the PP & E balance of previous year and the addition for the current year were disclosed. Reference to Notes 8 & 37.

14. **OUTSTANDING MATTERS FROM PREVIOUS REPORTS** **N**
- (a) Loss of fund involving Mr. Ayodele Folademi (2015) 1,837,226.11
- (b). Missing of revenue earning receipts GRR (30) involving Mr. Owoeye S.A Store Officer II (2015) to be valued.
- © Loss of fund involving the council Management 62,755,000.00
- (d). Difference between the Local Government receipts and JAAC releases 589,904.16
- (e) **2015 Outstanding Audit Queries**

S/N	QUERY NUMBER	SUBJECT	AMOUNT
1	AQ/IOLG/19/15	Expenditure not supported by proper records	5,000,000.00
	<b>TOTAL</b>		<b>5,000,000.00</b>

(f) **2017 Outstanding Audit Queries**

S/N	QUERY NUMBER	SUBJECT	AMOUNT
1	AQ/IOLG/5/17	Inflated Purchases	486,500.00
2	AQ/IOLG/6/17	Unproduced Payment Vouchers	5,528,146.15
3	AQ/IOLG/7/17	Unexecuted Capital Project	12,209,420.00
	<b>TOTAL</b>		<b>18,224,066.15</b>



**A.K. Fasakin, CNA, CFIP.**  
**Auditor-General for Local Governments,**  
**Ekiti State.**  
**FRC/2014/ANAN/00000010278**

**REPORT OF THE AUDITOR GENERAL FOR LOCAL GOVERNMENTS ON THE  
ACCOUNTS OF ISE/ORUN LOCAL GOVERNMENT, ISE-EKITI FOR THE YEAR  
ENDED 31<sup>ST</sup> DECEMBER, 2019.**

**1. RESPONSIBILITY FOR FINANCIAL STATEMENTS**

The Financial Statements have been prepared by the Director of Finance Ise/Orun Local Government based on the available records and in compliance with the IPSAS Accrual Accounting for all Public Sectors Entities (PSE) in Nigeria.

To the best of our knowledge, the system of internal control had operated adequately throughout the reporting period, and the statements represent a true and fair view of the Financial Positions of the Local Government.

The Director of Finance accepts responsibility for the integrity of these Financial Statements, the information they contain and their compliance with International Public Sector Accounting Standards (IPSAS) Accrual Accounting for all public sector entities (PSE) in Nigeria.

In my opinion, these General Purpose Financial Statements fairly reflect the financial position of Ise/Orun Local Government as at the year ended 31<sup>st</sup> December, 2019.



**Hon. Motunde Fajuyi,  
Executive Chairman.**



**Mr Ayodele S.O.  
Director of Finance.**

## **STATEMENT OF ACCOUNTING POLICIES (IPSAS 1)**

### **(i) BASIS OF PREPARATION**

The General Purpose Financial Statements have been prepared in compliance with IPSAS Accrual Accounting basis that recognizes transactions and events occurred whether expenses are paid for or not and revenue received or outstanding, and under the guidelines of Financial Memoranda in conformity with National Chart of Account (NCOA) and the Nigeria Accounting Standard Board for Public Sector Reporting.

### **(ii) BASIS OF MEASUREMENT**

The Financial Statements have been prepared on historical cost unless stated otherwise.

### **(iii) REPORTING CURRENCY**

The Financial Statements were presented in Nigerian Naira, which is the functional currency of the Local Government Council.

### **(iv) GOING CONCERN**

The Financial Statements have been prepared on a going concern basis.

### **(v) ACCOUNTING PERIOD**

The Accounting period is from 1<sup>st</sup> January to 31<sup>st</sup> December, 2019.

### **(vi) REVENUE**

This presented both the exchange and non-exchange revenue from Internally Generated Revenue and Statutory Allocation from the Federation Account during the year.

### **(vii) EXPENDITURE**

This represented both recurrent and capital expenditure during the year.

### **(viii) NON-CURRENT ASSETS/ DEPRECIATION**

Property Plant and Equipment were recognized less accumulated depreciation.

### **(ix) BUDGET INFORMATION**

The Annual Budget was prepared on Accrual Basis. All planned costs and incomes were presented in a single statement to determine the needs of the Local Government Council.

### **(x). INVESTMENT PROPERTIES**

Investment properties were measured initially at cost, including transaction costs. The carrying amount included the replacement cost of components of an existing investment

properly at the end time that cost was incurred if the recognition criteria were met and excluded the cost of day to day maintenance of an investment properly.

**ISE/ORUN LOCAL GOVERNMENT, ISE-EKITI, EKITI STATE, NIGERIA**  
**STATEMENT OF FINANCIAL POSITION FOR THE ENDED 31ST DECEMBER, 2019**

<b>2018</b>	<b>DETAILS</b>	<b>NOTES</b>	<b>2019</b>	
<b>N</b>	<b>Represented By:</b>		<b>N</b>	<b>₦</b>
	<b>ASSETS</b>			
	<b>Current Assets</b>			
169,734,183.39	Cash and Cash Equivalents	1	1,460,362.47	
	Inventories	2		
	WIP	3		
478,927,416.96	Receivables	4	490,427,416.96	
	Prepayments	5		
<b>648,661,600.35</b>	<b>Total Current Assets</b>			<b>491,887,779.43</b>
	<b>Non-Current Assets</b>			
	Loans Granted	6		
	Investments	7		
2,081,110.54	Fixed Assets-Property, Plant & Equipment	8	24,053,367.49	
	Investment Property	9		
	Biological Assets	10		
<b>29,081,110.54</b>	<b>Total Non-Current Assets</b>			<b>24,053,367.49</b>
<b>677,742,710.89</b>	<b>Total Assets</b>			<b>515,941,146.92</b>
	<b>LIABILITIES</b>			
	<b>Current Liabilities</b>			
	Accumulated Depreciation	11		
	Loans & Debts(Short-Term)	12		
	Unremitted Deductions	13		
478,927,416.96	Payables	14	481,741,569.53	
<b>478,927,416.96</b>	<b>Total Current Liabilities</b>		<b>481,741,569.53</b>	
	<b>Non-Current Liabilities</b>			
	Public Funds	15		
	Borrowings	16		
	<b>Total Non-Current Liabilities</b>			
478,927,416.96	<b>Total Liabilities</b>			<b>481,741,569.53</b>
198,815,293.93	<b>Net Asset/Equity</b>			<b>34,199,577.39</b>
	<b>Financed By:</b>			
16,146,537.47	Reserves	17		24,832,385.90
	Capital Grant	18		
44,064,233.69	Net Surplus/(Deficits)			-
138,604,522.77	Accumulated Surplus/(Deficits)	20		9,367,191.49
<b>198,815,293.93</b>	<b>Total Net Assets/Equity</b>			<b>34,199,577.39</b>

**ISE/ORUN LOCAL GOVERNMENT, ISE-EKITI, EKITI STATE, NIGERIA**  
**STATEMENT OF FINANCIAL PERFORMANCE FOR THE YEAR ENDED 31ST DECEMBER, 2019**

<b>2018</b>	<b>DETAILS</b>	<b>NOTES</b>	<b>Actual 2019</b>
<b>₦</b>	<b><u>REVENUE</u></b>		<b>₦</b>
488,231,225.85	Government Share of FAAC (Statutory Revenue)	21	1,356,781,409.58
1,280,000.00	Tax Revenue	22	1,419,000.10
3,909,400.00	Non-Tax Revenue	23	3,512,050.10
	Aid & Grants	24	
	Investment Income	25	
	Expenditure Recovery	26	
	Other Capital Receipts	27	
	Debt Forgiveness	28	
<b>493,420,625.85</b>	<b>Total Revenue</b>		<b>1,361,712,459.78</b>
	<b><u>EXPENDITURE</u></b>		
324,467,262.45	Salaries & Wages	29	709,779,686.65
16,688,921.58	Social Contribution	30	25,135,984.71
11,414,867.95	Social Benefit	31	13,561,586.20
62,658,430.00	Overhead Cost	32	77,076,696.03
	Gratuity	33	
	Pension Allowance	34	
	Stationeries	35	
	Impairment Charges	36	
6,372,058.89	Depreciation Charges	37	6,467,743.05
7,626,000.00	Transfer to other Government Entities	38	526,968,518.31
	Public Debt Charges	39	
20,128,851.29	Allowance(Leave Bonus)	40	176,023,808.80
<b>449,356,392.16</b>	<b>Total Expenditure</b>		<b>1,535,014,023.75</b>
<b>44,064,233.69</b>	<b>Surplus/(Deficit) from Operating Activities for the Period</b>		<b>-173,301,564.97</b>
	<b>Total Non-Operating Revenue/(Expenses)</b>		
	<b>Non-Operating Activities</b>		
	Gain/Loss on Disposal of Asset	41	
	Refunded Revenue	42	
	Revaluation Gain	43	
	<b>Net Surplus/(Deficit) from Ordinary Activities</b>		<b>-173,301,564.97</b>
	<b>Surplus/(Deficit) from Ordinary Activities</b>		
	<b>Purchase/ Construction of Assets</b>	<b>44</b>	
	<b>Minority Interest share of surplus/(Deficit)</b>	<b>45</b>	<b>-</b>
	<b>Net Surplus/(Deficit) for the period</b>		<b>-173,301,564.97</b>

**ISE/ORUN LOCAL GOVERNMENT, ISE-EKITI, EKITI STATE, NIGERIA**  
**STATEMENT OF CASH FLOW FOR THE YEAR ENDED 31ST DECEMBER, 2019**

2018	DETAILS	NOTES	2019	
N			N	N
	<b><u>CASH FLOWS FROM OPERATING ACTIVITIES</u></b>			
	<b><u>Inflows</u></b>			
488,231,225.85	Government Share of FAAC (Statutory Revenue)	21	1,356,781,409.58	
1,280,000.00	Tax Revenue	22	1,419,000.10	
3,909,400.00	Non-Tax Revenue	23	3,512,050.10	
	Aid & Grants	24		
	Investment Income	25		
	Expenditure Recovery	26		
	Other Capital Receipts	27		
	Debt Forgiveness	28		
493,420,625.85	<b>Total inflow from operating Activities</b>			<b>1,361,712,459.78</b>
	<b><u>Outflows</u></b>			
324,467,262.45	Salaries & Wages	29	709,779,686.65	
16,688,921.58	Social Contributions	30	25,135,984.71	
11,414,867.95	Social Benefit	31	13,561,586.20	
62,658,430.00	Overheads Cost	32	77,076,696.03	
	Gratuity	33		
	Pension Allowance	34		
7,626,000.00	Transfer to other Government Entities	38	526,968,518.31	
16,950,631.32	Allowance	40	176,023,808.80	
	Deductions	49		
	Refund	50		
	Inventory	51		
	Loan	52		
439,806,113.30	<b>Total Outflow from Operating Activities</b>			<b>1,528,546,280.70</b>
53,614,512.55	<b>Net Cash Inflow/(outflow) from Operating Activities</b>			<b>-166,833,820.92</b>
	<b><u>CASH FLOW FROM INVESTING ACTIVITIES</u></b>			
	Proceeds from Sale of PPE	53		
	Proceeds from Sale of Investment Property	54		
	Proceeds from Sales of Intangible Assets	55		

	Proceeds from Sale of Investment	56		
	Dividends Received	57	-	
	<b>Total Inflow</b>		<b>0.00</b>	
	<b>Outflows</b>		-	
29,081,110.54	Purchase/ Construction of PPE	58	<b>1,440,000.00</b>	
	Purchase/ Construction OF Investment Property	59	-	
	Investment in Private Companies	60	-	
	Loan Granted	61	-	
	Purchase of Intangible Assets	62	-	
	Acquisition of Investment	63	-	
<b>29,081,110.54</b>	<b>Total Outflow</b>		<b>0.00</b>	<b>-1,440,000.00</b>
<b>24,533,402.01</b>	<b>Net Cash Flow from Investing Activities</b>		<b>-</b>	<b>-1,440,000.00</b>
	<b><u>CASH FLOW FROM FINANCING ACTIVITIES</u></b>			
	Capital Grant Received	64		
	Proceeds from Borrowings	65		
	<b>Total Inflow</b>		<b>0.00</b>	
	<b>Outflows</b>			
	Repayment of Borrowings	66		
	Distribution of Surplus/Dividends Paid	67		
	<b>Total Outflow</b>		<b>0.00</b>	
<b>24,533,402.01</b>	<b>Net Cash Flow from Financing Activities</b>			
<b>24,533,402.01</b>	<b>Net Cash Flow from all Activities</b>			<b>-168,273,820.92</b>
145,200,781.38	Cash and Its Equivalent as at 01/01/2019			169,734,183.39
<b>169,734,183.39</b>	<b>Cash and Its Equivalent as at 31/12/2019</b>	<b>1</b>		<b>1,460,362.47</b>



**ISE/ORUN LOCAL GOVERNMENT, ISE-EKITI, EKITI STATE, NIGERIA STATEMENT  
OF COMPARISON OF BUDGET AND ACTUAL FOR THE YEAR ENDED 31ST DECEMBER, 2019**

2018		Notes	Actual 2019	Final Budget 2019	Variance on Final Budget
N			N	N	N
	<b><u>REVENUE</u></b>				
488,231,225.85	Government Share of FAAC (Statutory Revenue)	21	1,356,781,409.58	2,495,332,024.36	-45.63
1,280,000.00	Tax Revenue	22	1,419,000.10		100.00
3,909,400.00	Non-Tax Revenue	23	3,512,050.10	31,199,708.00	-88.74
	Aid & Grants	24			
	Investment Income	25			
	Expenditure Recovery	26			
	Other Capital Receipts	27			
	Debt Forgiveness	28			
<b>493,420,625.85</b>	<b>Total Revenue</b>		<b>1,361,712,459.78</b>	<b>2,526,531,732.36</b>	<b>-34.37</b>
	<b><u>EXPENDITURE</u></b>				
324,467,262.45	Salaries & Wages	29	709,779,686.65	1,549,285,148.18	54.19
16,688,921.58	Social Contribution	30	25,135,984.71		-100.00
11,414,867.95	Social Benefit	31	13,561,586.20	268,525,087.40	94.95
62,658,430.00	Overhead Cost	32	77,076,696.03	694,912,650.49	88.91
	Gratuity	33			
	Pension Allowance	34			
	Stationeries	35			
	Impairment Charges	36			
6,372,058.89	Purchase of PPE	37	1,440,000.00		
7,725,000.00	Transfer to other Government Entities	38	526,968,518.31		-100.00
	Public Debt Charges	39			
20,128,851.29	Allowance(Leave Bonus)	40	176,023,808.30	7,000,000.00	-2414.63
<b>449,356,392.16</b>	<b>Total Expenditure</b>		<b>1,529,986,280.70</b>	<b>2,519,722,886.07</b>	<b>-2365.80</b>
<b>44,064,233.69</b>	<b>Net Surplus/(Deficit)</b>		<b>-168,273,820.92</b>	<b>6,808,846.29</b>	<b>2,376.58</b>

...

**ISE/ORUN LOCAL GOVERNMENT, ISE-EKITI, EKITI STATE, NIGERIA**  
**STATEMENT OF CHANGES IN NET ASSETS/EQUITY FOR**  
**THE YEAR ENDED 31ST DECEMBER, 2019**

S/N	NARRATION	ACCUMULATED SURPLUS/DEFICIT (N)	RESERVE (N)	CAPITAL GRANT (N)	TOTAL (N)
1	Opening Balance (1/1/19)	182,668,756.46	16,146,537.47	-	198,815,293.93
2	Surplus for the period	-173,301,564.97	-	-	-173,301,564.97
3	Adjustment	-	8,685,848.43	-	8,685,848.43
	<b>Closing Balance 31/12/19</b>	<b>9,367,191.49</b>	<b>24,832,385.90</b>	<b>-</b>	<b>34,199,577.39</b>

**NOTE 1****CASH AND CASH EQUIVALENTS FOR THE YEAR 2019**

<b>S/N</b>	<b>NAME OF BANK</b>	<b>ACCOUNT NO</b>	<b>PURPOSE OF ACCOUNT</b>	<b>AMOUNT (N)</b>
1.	Heritage Bank	6002285851	Local Government Nur & Pry school	222,056.56
2.	Wema Bank Ado-Ekiti	0238637782	Local Government Junior & Secondary School	-
3.	Wema Bank Ado-Ekiti	0122019885	Internal Capital	5,100.50
4.	Wema Bank Ado-Ekiti	0122016994	Salary and IGR	1,071,702.24
5.	Wema Bank Ado-Ekiti	0122692938	IGR	2,774.99
6.	Heritage Bank	6002300774	Main Account	16,977.27
7.	Zenith Bank	1016250537	Running Grant	140,897.84
8.	Heritage Bank	6002300891	Local Government Junior & Secondary school	853.07
	<b>TOTAL</b>			<b>1,460,362.47</b>

**NOTE 4****RECEIVABLES**

<b>S/N</b>	<b>DETAILS</b>	<b>AMOUNT (N)</b>
1	APRIL 2018 SALARY ARREAR	79,821,236.16
2	MAY	79,821,236.16
3	JUNE	79,821,236.16
4	JULY	79,821,236.16
5	AUGUST	79,821,236.16
6	SEPTEMBER	79,821,236.16
	<b>SUB TOTAL</b>	<b>478,927,416.96</b>
7.	10% ALLOCATION TO THE L.G'S	11,500,000.00
	<b>TOTAL</b>	<b>490,427,416.96</b>



**NOTE 8 & 37****NOTE 19 AND 34 PLANT, PROPERTY AND EQUIPMENTS AND DEPRECIATION FOR THE YEAR 2019**

<b>FISXED ASSETS - PPE</b>	<b>LAND AND BUILDING (N)</b>	<b>INFRASTRUC TURE (N)</b>	<b>PLANT AND MACHINERY (N)</b>	<b>TRANSPORTATION EQUIPMENT (N)</b>	<b>OFFICE EQUIPMENT (N)</b>	<b>FURNITURE AND FITTINGS (N)</b>	<b>TOTAL (N)</b>
BALANCE BROUGHT FORWARD	3,625,000.00	1,293,575.00	2,400,000.00	21,532,935.54	152,000.00	77,600.00	29,081,110.54
ADDITIONS DURIN THE YEAR	-	550,000.00	-	-	260,000.00	630,000.00	1,440,000.00
TOTAL	-	-	-	-	-	-	30,521,110.54
DEPRECIATION DURING THE YEAR (NOTE 37)	-	-	-	-	-	-	6,467,743.05
BALANCE CARRIED FORWARD	<b>3,625,000.00</b>	<b>1,843,575.00</b>	<b>2,400,000.00</b>	<b>21,532,935.54</b>	<b>412,000.00</b>	<b>707,600.00</b>	<b>24,053,367.49</b>

**NOTE 14****PAYABLES**

<b>S/N</b>	<b>DETAILS</b>	<b>AMOUNT (N)</b>
1	APRIL 2018 SALARY ARREAR	79,821,236.16
2	MAY	79,821,236.16
3	JUNE	79,821,236.16
4	JULY	79,821,236.16
5	AUGUST	79,821,236.16
6	SEPTEMBER 2018 SALARY ARREAR	82,635,388.73
	<b>TOTAL</b>	<b>481,741,569.53</b>

**NOTE 21****FEDERAL ALLOCATION**

<b>S/N</b>	<b>MONTHS</b>	<b>AMOUNT (N)</b>
1	JANUARY	107,777,549.60
2	FEBRUARY	113,836,423.67
3	MARCH	113,880,988.89
4	APRIL	110,019,984.80
5	MAY	113,793,433.91
6	JUNE	118,603,380.38
7	JULY	118,950,470.89
8	AUGUST	119,274,395.48
9	SEPTMBER	112,186,729.83
10	OCTOBER	115,871,730.20
11	NOVEMBER	107,729,796.19
12	DECEMBER	104,856,525.74
	<b>TOTAL</b>	<b>1,356,781,409.58</b>

**NOTE 22****TAX REVENUE**

<b>S/N</b>	<b>MONTHS</b>	<b>AMOUNT (N)</b>
1	Community tax	1,339,000.10
2	Development	80,000.00
	<b>TOTAL</b>	<b>1,419,000.10</b>

**NOTE 23****NON-TAX REVENUE**

<b>S/N</b>	<b>MONTHS</b>	<b>AMOUNT (N)</b>
1	Tenement rate	710,000.00
2	Fines	216,500.00
3	General license/Hackney	1,182,000.00
4	Market Tolls	509,000.00
5	L.G Nur/Pry schl.	455,500.10
6	Motor parks	270,200.00
7	Shopping centers etc	168,850.00
	<b>TOTAL</b>	<b>3,512,050.10</b>

**NOTE 29****SALARY AND WAGES**

<b>S/N</b>	<b>MONTHS</b>	<b>AMOUNT (N)</b>
1	Traditional council	74,495,642.62
2	Chieftaincy Dept.	1,234,836.29
3	Palace Staff	4,079,885.11
4	POH salary (oct 2014)	5,009,070.16
5	POH salary (Oct 2014)	5,920,105.13
6	POH salary (Oct 2014)	2,330,994.81
7	Special Assistants Salary	8,630,134.95
8	Furniture Allowance	2,633,238.38
9	Staff Salary	604,510,420.85
10	Palace Staff arrears	935,358.35
*	<b>TOTAL</b>	<b>709,779,686.65</b>



**NOTE 30****SOCIAL CONTRIBUTION**

<b>S/N</b>	<b>MONTHS</b>	<b>AMOUNT (N)</b>
1.	Running grant (Peace Corps)	13,200,000.00
2.	Contribution to Parastatal	11,935,984.71
	<b>TOTAL</b>	<b>25,135,984.71</b>

**NOTE****31****SOCIAL BENEFIT**

<b>CODE</b>	<b>DETAILS</b>	<b>AMOUNT (N)</b>
23010124	Purchase of Teaching/Learning Equipment etc	129,000.00
23010129	Empowerment, Women programme etc	2,420,000.00
23040105	Environmental and Water Sanitation	1,027,366.42
23010128	Rehabilitation of Cenotaph	300,000.00
23030110	Other Capital Projects	2,844,719.78
23030108	Infection, Prevention and Control	150,000.00
23030121	Rehabilitation of Palace	1,750,000.00
23040104	Industrial Pollution, Prevention and Control	100,000.00
23030113	Rehabilitation/Repair of Roads	3,063,500.00
23030103	Construction/Provision/Extension of Electricity etc.	400,000.00
23030121	Rehabilitation and repair of Office Building	1,377,000.00
	<b>Total</b>	<b>13,561,586.20</b>

**NOTE 32****OVERHEADS**

<b>CODE</b>	<b>DETAILS</b>	<b>AMOUNT (N)</b>
220201	Transport and Travelling General	25,198,165.14
220202	Utility Service General	262,000.00
220203	Materials and Supplies General	2,625,773.10
220204	Maintenance service General	3,277,700.00
220205	Training, staff development and welfare general	5,162,700.00
220206	Security vote other service general	25,005,00.00
220207	Consultancy, professional services and special	5,647,500.00
220208	committee	1,463,050.00
220209	Fuelling and lubricant t general	52,407.79
220210	Finance charge general	4,357,900.00
2203	Miscellaneous expenses	432,000.00
2204	Loans and advances/outstanding debts	3,085,000.00
	Stipend of L.G. Primary and Secondary Schools	507,500.00
	Total	<b>77,076,696.03</b>

**NOTE 38****TRANSFER TO OTHER GOVERNMENT AGENCY**

DETAILS	AMOUNT (N)
Pry school salary	321,858,518.31
SUBEB OVERHEAD	5,110,000.00
Pension & Gratuity to PTAD	120,000,000.00
PARASTATALS	80,000,000.00
	<b>526,968,518.31</b>

**NOTE 40****ALLOWANCES (LEAVE BONUS)**

DETAILS	AMOUNT (N)
LEAVE BONUS	9,140,109.22
PENSION	166,883,699.58
TOTAL	<b>176,023,808.80</b>

**REPORT**

**OF THE**

**AUDITOR-GENERAL FOR LOCAL**

**GOVERNMENTS**

**ON THE**

**ACCOUNTS OF MOBA LOCAL GOVERNMENT,**

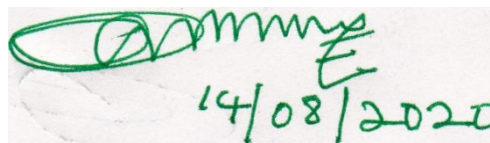
**OTUN-EKITI,**

**FOR THE YEAR ENDED,**

**31ST DECEMBER, 2019.**

## **AUDIT CERTIFICATE**

I have examined the General Purpose Financial Statements of Moba Local Government as at 31<sup>st</sup> December, 2019 in accordance with Sections 123(2) of the Constitution of the Federal Republic of Nigeria 1989; 316(1) of the Constitution of the Federal Republic of Nigeria 1999, 32 (2) of the Local Government Administration Law No 2 of 1999, and section 26(2) of Ekiti State Audit Law 2014. The audit was conducted in compliance with International Standards on Auditing (ISA) and International Organisation of Supreme Audit Institutions (INTOSAI) Auditing Standards. The Financial Statements were prepared in line with IPSAS Accrual. I have obtained information and explanations that I required for my audit. In my opinion, the General Purpose Financial Statements and the supporting Accounts and Statements give a true and fair view of the Local Government as at 31<sup>st</sup> December, 2019 subject to the observations in this report.

A handwritten signature in green ink, followed by the date '14/08/2020' also in green ink.

**A.K. Fasakin, CNA, CFIP.**  
**Auditor-General for Local Governments,**  
**Ekiti State.**  
**FRC/2014/ANAN/00000010278**

**REPORT OF THE AUDITOR GENERAL FOR LOCAL GOVERNMENTS ON THE  
ACCOUNTS OF MOBA LOCAL GOVERNMENT, OTUN-EKITI FOR THE YEAR  
ENDED 31<sup>ST</sup> DECEMBER, 2019.**

The General Purpose Financial Statements of Ilejemeje Local Government have been examined in accordance with, sections 123(2) and 316 of the Constitution of the Federal Republic of Nigeria, 1989 and 1999 respectively, section 26(2) of Ekiti State Audit Law, 2014 and Section 32(2) of the Local Government Administration Law No 2 of 1999. The General Purpose Financial Statements were correct subject to the comments in this report and the existence of the Assets have also been substantiated.

**2. STATEMENT OF FINANCIAL RESPONSIBILITY**

It is the responsibility of Director of Finance of Moba Local Government to prepare and present the General Purpose Financial Statements to the Auditor-General in accordance with the provisions of the Constitutions of the Federal Republic of Nigeria within 90 days after the expiration of the financial year.

This section was grossly violated by the Local Government as the account was presented on 30<sup>th</sup> April, 2020, a Month behind schedule. This led to my late reporting on the Account.

**3. STATEMENT OF RESPONSIBILITY OF AUDITOR-GENERAL**

It is my responsibility to form an independent opinion, based on General Purpose Financial Statements and accompanying Accounts prepared and submitted to me by the Director of Finance of the Local Government and to report thereupon in consonance with the Constitution of the Federal Republic of Nigeria.

**4. RESPONSIBILITY OF THE PUBLIC ACCOUNTS COMMITTEE (PAC)**

It is the responsibility of the Public Accounts Committee of the State House of Assembly to review the Auditor-General's Report with a view to ensuring enforcement of the recommendations made and impose sanctions where necessary.

**5. BASIS OF OPINION**

The Audit was conducted in compliance with International Standards on Auditing (ISA) and Generally Accepted Public Sector and INTOSAI Auditing Standards.

These standards require that I comply with ethical requirements, plan and perform the audit to obtain reasonable assurance that the financial statements are free from material misstatements whether due to fraud or error. I also evaluated the overall adequacy of the presentation of information in the financial statements.

In the course of the Audit, I have obtained all the information and explanation that to the best of my knowledge and belief were necessary for the purpose of audit and I believe that the audit evidence I obtained is sufficient and appropriate to provide a basis for independent opinion.

## **6. OPINION**

In my opinion, the Financial Statements which included Statement of Financial Position, Statement of Financial Performance, Statement of Cash Flow, Statement of Comparison of Budget and Actual and Statement of Changes in Net Assets/Equity as at 31<sup>st</sup> December, 2019 with supporting notes, give a true and fair view of the State of Affairs And Financial Positions of the Local Governments for the fiscal year ended on that date subject to the observations and comments in the other parts of this report.

## **7. BUDGET OVERVIEW AND PERFORMANCE**

Statement of Comparison for Budget Estimates and Actual Performance for the year ended 31<sup>st</sup> December, 2019 prepared and presented through in compliance with IPSAS accrual showed the following shortfalls:

- i. The estimate made for Revenue in the 2019 budget recorded a low performance. An estimate was made for N1,648,932,758.18, while actual Revenue recorded stood at N841,904,430.54. This is about 51.06% performance. Equally, the IGR of N4,346,150.00 represents only 0.52% of the total Revenue for the period, meaning the Local Government relied unduly on the Statutory allocation for survival.

- ii. The sum of N1,455,807,142.59 only was budgeted for expenditure but only 845,214,043.97 was actually incurred, resulting to saving of N610,593,098.62 for the period.

## 8. **REVENUE ACCOUNT**

A total sum of N841,904,430.54 was earned as total Revenue as at 31<sup>st</sup> December, 2019 out of which only 0.52%- N4,346,150.00 was generated as IGR, which showed that the Local Government solely depends on the Statutory allocation.

On the basis of comparison, the IGR for the current year recorded a surplus of 3.63% over that of previous year. Details of this is contained in the statement of Budget Comparison for the year 2019.

## 9. **AUTHORITY FOR EXPENDITURE**

All expenditure shown in the statement of actual expenditure for the year have been authorized as provided for by section 22(i) of the Local Government Administration Law 1999 with the exceptions of paragraph 6, of this report.

## 10. **EXPENDITURE CONTRARY TO LAW:**

The following expenditure appears to be contrary to Law.

S/N	QUERY NO	SUBJECT	AMOUNT (N)
1	AUD/MLG/AQ/01/2019	Unproduced Revenue Earning Receipts	Assorted
2	AUD/MLG/AQ/02/2019	Expenditure Contrary to Regulation	3,443,671.71
3	AUD/MLG/AQ/03/2019	Expenditure Contrary to Regulations	3,490,300.00
4	AUD/MLG/AQ/04/2019	Items not Taken on Store Ledger Charge/ Expenditure not supported with Proper Records of Accounts	5,640,000.00
5	AUD/MLG/AQ/05/2019	Unretired Security Vote	25,000,000.00
6	AUD/MLG/AQ/06/2019	Expenditure not Accounted for	899,863.36
7	AUD/MLG/AQ/07/2019	Unvouched Expenditure	2,545,984.82
8	<b>TOTAL</b>		<b>41,019,819.89</b>



## 11. STATEMENTS OF ASSETS AND LIABILITIES

The statements of Assets and Liabilities were correct and existence of the Assets have been substantiated.

12. **DISALLOWANCE** Allowance has been reserved in respect of the expenditure detailed in paragraph 6 of this report pending a satisfactory explanations or the sanction of the State House of Assembly.

## 13. STATE OF ACCOUNT

The Accounts of Moba Local Government have been examined up to 31<sup>st</sup> December, 2019 and detailed observations have been forwarded to the Director of Administration, Moba Local Government, Otun-Ekiti. Particular attention is required to the followings:

- (i) Unproduced Revenue Earning Receipts
- (ii) Internally Generated Revenue
- (iii) Internal Control and internal checks
- (iv) Outstanding audit queries

## 14. OUTSTANDING MATTERS FROM PREVIOUS REPORTS N

(a)	Loss of fund involving Mr. Ajiboye (2015)	590,000.00
(b)	Unpaid rates by communication Companies (2015)	260,000.00
©	Unexecuted grading of roads (2015)	500,000.00
(d)	<b>2015 AUDIT QUERIES</b>	<b>#</b>
i.	AQ/MBLG/02/15 Unretired Security Vote	2,000,000.00
ii.	AQ/MBLG/01/15 Nugatory payments	500,000.00
iii.	AQ/MBLG/03/15 Un-Vouched Expenditure	3,520,000.00
iv.	AQ/MBLG/04/15 Unproduced Revenue Receipt	Assorted
v.	AQ/MBLG/05/15 Imprest not accounted for	<u>1,170,000.00</u>
		<b>7,170,000.00</b>
		=====
vi.	Woodanite (Nig) Consultant 20 GRR missing	
vii.	Peter Adelusi (Store Officer) 2015 6 GRR missing	

**(e). 2016 AUDIT QUERIES**

i.	AQ/MBLG/03/15	Expenditure contrary to regulations	465,000.00
ii.	AQ/MBLG/04/15	Expenditure contrary to regulations	<u>350,000.00</u>

**815,000.00**

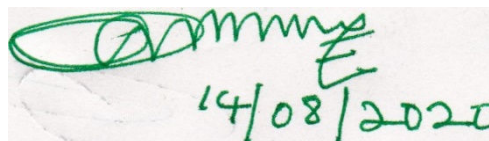
=====

**(f) 2017 AUDIT QUERIES**

			#
i.	AQ/MBLG/01/17	Nugatory payments I	7,509,000.00
ii.	AQ/MBLG/02/17	Nugatory payments II	2,400,000.00
iii.	AQ/MBLG/03/17	Nugatory payments III	770,000.00
iv.	AQ/MBLG/04/17	Nugatory payments IV	3,170,000.00
v.	AQ/MBLG/05/17	Nugatory payment V	1,786,500.00
vi.	AQ/MBLG/06/17	Nugatory payment VI	1,140,000.00
vii.	AQ/MBLG/07/17	Doubtful expenditure I	3,500,000.00
viii.	AQ/MBLG/08/17	Expenditure not supported with proper records of account I	400,000.00
ix.	AQ/MBLG/09/17	Expenditure not supported with proper records of account II	945,000.00
x.	AQ/MBLG/10/17	Expenditure contrary to regulation I	750,000.00
xi.	AQ/MBLG/11/17	Expenditure contrary to regulations II	1,290,000.00
xii.	AQ/MBLG/12/17	Expenditure contrary to regulations III	1,925,000.00
xiii.	AQ/MBLG/13/17	Expenditure contrary to regulations III	3,125,000.00
xiv.	AQ/MBLG/14/17	Expenditure not supported with proper records accounts IV	10,000,000.00
xv.	AQ/ MBLG/15/17	Nugatory payment VII	7,005,075.49
xvi.	AQ/ MBLG /16/17	Nugatory payment VIII	15,628,000.00
xvii.	AQ/ MBLG /17/17	Doubtful payment II	6,758,136.00
xviii.	AQ/MBLG /18/17	Expenditure not supported by proper records or accounts V	5,625,000.00
xix.	AQ/MBLG /19/17	Nugatory payment IX	7,500,000.00
xx.	AQ/MBLG /20/17	Nugatory payment X	<u>2,195,000.00</u>

**85,608,712.08**

=====



**A.K. Fasakin, CNA, CFIP.**  
**Auditor-General for Local Governments,**  
**Ekiti State.**  
**FRC/2014/ANAN/00000010278**

**REPORT OF THE AUDITOR GENERAL FOR LOCAL GOVERNMENTS ON THE  
ACCOUNTS OF MOBA LOCAL GOVERNMENT, OTUN-EKITI FOR THE YEAR  
ENDED 31<sup>ST</sup> DECEMBER, 2019.**

**1. RESPONSIBILITY FOR FINANCIAL STATEMENTS**

The Financial Statements have been prepared by the Director of Finance Moba Local Government based on the available records and in compliance with the IPSAS Accrual Accounting for all Public Sectors Entities (PSE) in Nigeria.


To the best of our knowledge, the system of internal control had operated adequately throughout the reporting period, and the statements represent a true and fair view of the Financial Positions of the Local Government.

The Director of Finance accepts responsibility for the integrity of these Financial Statements, the information they contain and their compliance with International Public Sector Accounting Standards (IPSAS) Accrual Accounting for all public sector entities (PSE) in Nigeria.

In my opinion, these General Purpose Financial Statements fairly reflect the financial position of Moba Local Government as at the year ended 31<sup>st</sup> December, 2019.



**Hon. Motunde Fajuyi,  
Executive Chairman.**



**Mr Jegede M.A.  
Director of Finance.**

## **STATEMENT OF ACCOUNTING POLICIES (IPSAS 1)**

### **(i) BASIS OF PREPARATION**

The General Purpose Financial Statements have been prepared in compliance with IPSAS Accrual Accounting basis that recognizes transactions and events occurred whether expenses are paid for or not and revenue received or outstanding, and under the guidelines of Financial Memoranda in conformity with National Chart of Account (NCOA) and the Nigeria Accounting Standard Board for Public Sector Reporting.

### **(ii) BASIS OF MEASUREMENT**

The Financial Statements have been prepared on historical cost unless stated otherwise.

### **(iii) REPORTING CURRENCY**

The Financial Statements were presented in Nigerian Naira, which is the functional currency of the Local Government Council.

### **(iv) GOING CONCERN**

The Financial Statements have been prepared on a going concern basis.

### **(v) ACCOUNTING PERIOD**

The Accounting period is from 1<sup>st</sup> January to 31<sup>st</sup> December, 2019.

### **(vi) REVENUE**

This presented both the exchange and non-exchange revenue from Internally Generated Revenue and Statutory Allocation from the Federation Account during the year.

### **(vii) EXPENDITURE**

This represented both recurrent and capital expenditure during the year.

### **(viii) NON-CURRENT ASSETS/ DEPRECIATION**

Property Plant and Equipment were recognized less accumulated depreciation.

### **(ix) BUDGET INFORMATION**

The Annual Budget was prepared on Accrual Basis. All planned costs and incomes were presented in a single statement to determine the needs of the Local Government Council.

### **(x). INVESTMENT PROPERTIES**

Investment properties were measured initially at cost, including transaction costs. The carrying amount included the replacement cost of components of an existing

investment properly at the end time that cost was incurred if the recognition criteria were met and excluded the cost of day to day maintenance of an investment properly.

**MOBA LOCAL GOVERNMENT, OTUN-EKITI, EKITI STATE, NIGERIA**  
**STATEMENT OF FINANCIAL POSITION FOR THE ENDED 31ST DECEMBER, 2019**

<b>2018</b>	<b>DETAILS</b>	<b>NOTES</b>	<b>2019</b>	
<b>N</b>	<b>Represented By:</b>		<b>N</b>	<b>N</b>
	<b>ASSETS</b>			
	<b>Current Assets</b>			
30,253,373.57	Cash and Cash Equivalents	1	26,943,760.14	
66,100.00	Inventories	2	1,080,000.00	
	WIP	3		
317,665,647.40	Receivables	4	350,411,922.82	
	Prepayments	5		
<b>347,985,120.97</b>	<b>Total Current Assets</b>			<b>378,435,682.96</b>
	<b>Non-Current Assets</b>			
	Loans Granted	6		
	Investments	7		
56,057,331.00	Fixed Assets-Property, Plant & Equipment	8	542,532,648.57	
	Investment Property	9		
	Biological Assets	10		
<b>561,057,331.00</b>	<b>Total Non-Current Assets</b>			<b>542,532,648.57</b>
<b>909,042,451.97</b>	<b>Total Assets</b>			<b>920,968,331.53</b>
	<b>LIABILITIES</b>			
	<b>Current Liabilities</b>			
23,009,385.00	Accumulated Depreciation	11		
	Loans & Debts(Short-Term)	12		
	Unremitted Deductions	13		
43,169,817.54	Payables	14	393,581,740.36	
<b>66,179,202.54</b>	<b>Total Current Liabilities</b>		<b>393,581,750.36</b>	
	<b>Non-Current Liabilities</b>			
	Public Funds	15		
	Borrowings	16		
	<b>Total Non-Current Liabilities</b>		Nil	
6,617,920,254.00	<b>Total Liabilities</b>			<b>393,581,740.36</b>
842,863,249.43	<b>Net Asset/Equity</b>			<b>527,386,591.17</b>
	<b>Financed By:</b>			
740,195,142.99	Reserves	17		427,622,997.59
	Capital Grant	18		-
29,271,138.87	Net Surpluses/(Deficits)	19		-
73,396,967.57	Accumulated Surplus/(Deficits)	20		99,763,593.58
<b>842,863,249.43</b>	<b>Total Net Assets/Equity</b>			<b>527,386,591.17</b>

**MOBA LOCAL GOVERNMENT, OTUN-EKITI, EKITI STATE, NIGERIA**  
**STATEMENT OF FINANCIAL PERFORMANCE FOR THE YEAR ENDED 31ST DECEMBER, 2019**

2018	DETAILS	NOTES	Actual 2019
N	<u>REVENUE</u>		N
722,516,001.82	Government Share of FAAC (Statutory Revenue)	21	837,558,280.54
67,000.00	Tax Revenue	22	225,700.00
3,413,580.00	Non-Tax Revenue	23	4,120,450.00
	Aid & Grants	24	
	Investment Income	25	
	Expenditure Recovery	26	
	Other Capital Receipts	27	
	Debt Forgiveness	28	
<b>726,790,581.85</b>	<b>Total Revenue</b>		<b>841,904,430.54</b>
	<u>EXPENDITURE</u>		
597,381,165.55	Salaries & Wages	29	662,182,366.27
	Social Contribution	30	
	Social Benefit	31	
81,210,494.43	Overhead Cost	32	162,366,532.93
	Gratuity	33	
	Pension Allowance	34	
	Stationeries	35	
	Impairment Charges	36	
18,927,783.00	Depreciation Charges	37	20,260,044.20
	Transfer to other Government Entities	38	
	Public Debt Charges	39	
	Allowance(Leave Bonus)	40	
<b>697,519,442.98</b>	<b>Total Expenditure</b>		<b>844,808,943.40</b>
<b>29,271,138.87</b>	<b>Surplus/(Deficit) from Operating Activities for the Period</b>		<b>-2,904,512.86</b>
	<b>Total Non-Operating Revenue/(Expenses)</b>		
	<b>Non-Operating Activities</b>		
	Gain/Loss on Disposal of Asset	41	
	Refunded Revenue	42	
	Revaluation Gain	43	
	<b>Net Surplus/(Deficit) from Ordinary Activities</b>		<b>-2,904,512.86</b>
	<b>Surplus/(Deficit) from Ordinary Activities</b>		
	Purchases/Construction of Assets	44	
	Minority Interest Share of Surplus/(Deficits)	45	
	<b>Net Surplus/(Deficit) for the year</b>		<b>-2,904,512.86</b>

**MOBA LOCAL GOVERNMENT, OTUN-EKITI, EKITI STATE, NIGERIA**  
**STATEMENT OF CASH FLOW FOR THE YEAR ENDED 31ST DECEMBER, 2019**

2018	DETAILS	NOTES	2019	
N			N	N
	<b><u>CASH FLOWS FROM OPERATING ACTIVITIES</u></b>			
	<b><u>Inflows</u></b>			
722,516,001.85	Government Share of FAAC (Statutory Revenue)	21	837,558,280.54	
867,000.00	Tax Revenue	22	225,700.00	
3,413,580.00	Non-Tax Revenue	23	4,120,450.00	
	Aid & Grants	24		
	Investment Income	25		
	Expenditure Recovery	26		
	Other Capital Receipts	27		
	Debt Forgiveness	28		
726,796,581.85	<b>Total inflow from operating Activities</b>			<b>841,904,430.54</b>
	<b><u>Outflows</u></b>			
597,381,165.50	Salaries & Wages	29	662,182,366.27	
	Social Contributions	30		
	Social Benefit	31		
81,210,494.43	Overheads Cost	32	162,366,532.93	
	Pension Allowance	34		
	Gratuity	33		
	Transfer to other Government Entities	38		
	Allowance	40		
	Deductions	49		
	Refund	50		
	Inventory	51		
	Loan	52		
678,591,659.93	<b>Total Outflow from Operating Activities</b>			<b>824,548,899.20</b>
48,204,921.92	<b>Net Cash Inflow/(outflow) from Operating Activities</b>			<b>17,355,531.34</b>
	<b><u>CASH FLOW FROM INVESTING ACTIVITIES</u></b>			
	Proceeds from Sale of PPE	53		
	Proceeds from Sale of Investment Property	54		
	Proceeds from Sales of Intangible Assets	55		
	Procceds from Sale of Investment	56		



	Dividends Received	57	-	
	<b>Total Inflow</b>		-	
	<b>Outflows</b>		-	
47,779,986.65	Purchase/ Construction of PPE	58	<b>20,665,144.77</b>	
	Purchase/ Construction OF Investment Property	59	-	
	Investment in Private Companies	60	-	
	Loan Granted	61	-	
	Purchase of Intangible Assets	62	-	
	Acquisition of Investment	63	-	
<b>47,779,986.65</b>	<b>Total Outflow</b>			<b>-20,665,144.77</b>
<b>424,935.27</b>	<b>Net Cash Flow from Investing Activities</b>			<b>-20,665,144.77</b>
	<b><u>CASH FLOW FROM FINANCING ACTIVITIES</u></b>			
	Capital Grant Received	64		
	Proceeds from Borrowings	65		
	<b>Total Inflow</b>			
	<b>Outflows</b>			
	Repayment of Borrowings	66		
	Distribution of Surplus/Dividends Paid	67		
	<b>Total Outflow</b>			
<b>424,935.27</b>	<b>Net Cash Flow from Financing Activities</b>			
<b>424,935.27</b>	<b>Net Cash Flow from all Activities</b>			<b>-3,309,613.43</b>
29,828,438.30	Cash and Its Equivalent as at 01/01/2019			30,253,373.57
<b>30,253,373.57</b>	<b>Cash and Its Equivalent as at 31/12/2019</b>	<b>1</b>		<b>26,943,760.14</b>

**MOBA LOCAL GOVERNMENT, OTUN-EKITI, EKITI STATE, NIGERIA**  
**STATEMENT OF COMPARISON OF BUDGET AND ACTUAL FOR THE YEAR ENDED 31ST**  
**DECEMBER, 2019**

2018		Notes	Actual 2019	Final Budget 2019	Variance on Final Budget
N			N	N	N
	<b><u>REVENUE</u></b>				
722,516,001.85	Government Share of FAAC (Statutory Revenue)	21	837,558,280.54	1,627,202,758.18	-48.53
867,000.00	Tax Revenue	22	225,700.00	3,000,000.00	-92.48
3,413,580.00	Non-Tax Revenue	23	4,120,450.00	18,730,000.00	-78.00
	Aid & Grants	24			
	Investment Income	25			
	Expenditure Recovery	26			
	Other Capital Receipts	27			
	Debt Forgiveness	28			
<b>726,790,581.85</b>	<b>Total Revenue</b>		<b>841,904,430.54</b>	<b>1,648,932,758.18</b>	<b>-219.01</b>
	<b><u>EXPENDITURE</u></b>				
597,381,165.55	Salaries & Wages	29	662,182,366.27	1,250,707,142.59	47.06
	Social Contribution	30			
	Social Benefit	31			
81,210,494.43	Overhead Cost	32	162,366,532.93	182,800,000.00	11.18
	Gratuity	33			
	Pension Allowance	34			
	Stationeries	35			
	Impairment Charges	36			
	Purchase of Assets	37	20,665,144.77	22,300,000.00	9.15
	Transfer to other Government Entities	38			
	Public Debt Charges	39			
	Allowance(Leave Bonus)	40			
<b>697,519,442.98</b>	<b>Total Expenditure</b>		<b>845,214,043.97</b>	<b>1,455,807,142.59</b>	<b>67.39</b>
<b>29,271,138.87</b>	<b>Net Surplus/(Deficit) for the year</b>		<b>-3,309,613.43</b>	<b>193,125,615.57</b>	<b>-286.64</b>

**MOBA LOCAL GOVERNMENT, OTUN-EKITI, EKITI STATE, NIGERIA**  
**STATEMENT OF CHANGES IN NET ASSETS/EQUITY FOR THE YEAR ENDED 31ST DECEMBER, 2019**

<b>S/N</b>	<b>NARRATION</b>	<b>ACCUMULATED SURPLUS /DEFICIT</b>	<b>RESERVE</b>	<b>CAPITAL GRANT</b>	<b>TOTAL</b>
1	Opening Balance (1/1/2019)	102,668,106.44	740,195,142.99	-	842,863,249.43
2	Net Surplus/(Deficit) for the year	-2,904,512.86	-	-	-2,904,512.86
3	Adjustment for the period	-	-312,572,145.40	-	-312,572,145.40
	Closing Balance (31/12/19)	<b>99,763,593.58</b>	<b>427,622,997.59</b>	-	<b>527,386,591.17</b>

**NOTE 1****CASH AND CASH EQUIVALENTS AS AT 31<sup>ST</sup> DECEMBER, 2019**

<b>S/N</b>	<b>NAME OF BANK</b>	<b>ACCOUNT NO</b>	<b>PURPOSE OF ACCOUNT</b>	<b>AMOUNT(N)</b>	<b>REMARKS</b>
1	Unity	0026123257	Recurrent	10,398,610.09	Active
2	Unity	0026195377	I.G.R	142,052.38	Active
3	Unity	0023773060	Salary	16,395,622.90	Active
4	Zenith	1016250180	Community Development Welfare	4,393.24	Dormant
5	Zenith	1016250063	Community Development Project	509.27	Dormant
6	Zenith	1016250197	Community Development Revenue	530.80	Dormant
7	Zenith	1016250135	Community Development Recurrent	2,041.46	Dormant
			<b>TOTAL</b>	<b>26,943,760.14</b>	

**NOTE 2****INVENTORIES FOR THE YEAR ENDED 31<sup>ST</sup> DECEMBER, 2019**

<b>S/N</b>	<b>NAME OF ITEMS</b>	<b>QUANTITY</b>	<b>UNIT PRICE</b>	<b>AMOUNT (N)</b>
1	Flat Rate 2019	30 bks	1,000	30,000.00
2	GRR	50 bks	800	40,000.00
3	R.V	1,500 copies	30	45,000.00
4	Attestation	23 bks	9,000	207,000.00
5	File Jacket	3,000 copies	100	300,000.00
6	TR	12	1,000	12,000.00
7	SRV	10	2,500	25,000.00
8	Dictionary Advance LE	5	3,000	15,000.00
9	Certificate of Marriage	3	20,000	60,000.00
10	Other Charge P.V	950	140	113,000.00
11	Time Book	10bks	500	5,000.00
12	Apron Clothes	120 pices	2,850	228,000.00
	Total			<b>1,080,000.00</b>

**NOTE 4****RECEIVABLE FOR 2019****OUTSTANDING FOR POLITICAL OFFICE HOLDERS**

<b>MONTH</b>	<b>AMOUNT (N)</b>
November to December, 2018	10,421,282.08
January to June 2019	31,263,846.24
<b>Total</b>	<b>41,685,128.32</b>

**OUT STANDING STAFF SALARY FOR YEAR 2018**

<b>MONTH</b>	<b>AMOUNT (N)</b>
APRIL	39,556,158.06
MAY	39,188,942.66
JUNE	38,900,066.27
JULY	39,244,297.57
AUGUST	39,244,297.57
SEPTEMBER	39,197,690.39
<b>Total</b>	<b>235,331,452.52</b>

**OUTSTANDING STAFF LEAVE BONUS**

<b>YEAR</b>	<b>AMOUNT (N)</b>
2017	24,936,835.37
2018	24,435.60
2019	24,023,091.01
<b>Total</b>	<b>73,395,341.98</b>

GRAND TOTAL      350,411,922.82

**NOTE 8 & 37**

**PROPERTY, PLANT & EQUIPMENT**

	<b>LAND AND BUILDING (N)</b>	<b>PLANT AND MACHINERY (N)</b>	<b>OFFICE EQUIPMENT &amp; FIRNITURE &amp; FITTINGS (N)</b>	<b>MOTOR VEHICLE (N)</b>	<b>TOTAL (N)</b>
Opening Bal. 1/1/19	541,972,928.00	883,779.00	4,526,537.00	13,674,087.00	561,057,331.00
Addition during the year	-	15,000,000.00	5,665,144.77	-	20,665,144.77
Cost as at 31/12/19	<b>541,972,928.00</b>	<b>15,883,779.00</b>	<b>10,191,681.77</b>	<b>13,674,087.00</b>	<b>581,722,475.77</b>
Depr. As at 1/1/19	11,060,672.00	278,136.00	1,437,230.00	6,151,745.00	18,929,783.00
Depr. For the Year	11,512,800.00	3,575,868.80	2,437,230.00	2,734,817.40	20,260,044.20
Accumulated Depr.	22,572,800.00	3,854,004.80	3,874,460.00	8,886,562.40	39,189,827.20
Net Book Value	519,400,128.00	12,029,774.20	6,317,221.77	4,787,524.60	542,532,648.57

**NOTE 14****PAYABLES FOR 2019**

<b>S/N</b>	<b>DETAILS</b>	<b>AMOUNT (N)</b>
1	Staff Claims	33,000,000.00
2	Financial Assistance	10,169,817.54
3	Outstanding Salary of POH	41,685,128.32
4	Outstanding Salary of staff	235,331,452.52
5	Outstanding staff Leave Bonus	73,395,341.98
	Total	<b>393,581,740.36</b>



## NOTE 21

### STATUTORY ALLOCATION FOR 2019

MONTH	PALACE STAFF	MID- WIVES	PARASTATALS	NET DISTRIBU- TABLE	POLITICAL OFFICE HOLDERS	SPECIAL ADVISERS SALARY	RUNNING GRANT TO PEACE CORPS	LOCAL GOVT. SALARY FUNDS	PRY. EDUCATION FUND	SUBEB OVERHEAD	PENSION FUND	SECURITY PROJECT & CAPITALISATI ON	TOTAL
JANUARY	1,729,419.40	30,000.00		4,346,838.29				39,638,315.59					45,744,573.28
FEBRUARY	1,724,419.40	30,000.00		4,222,642.91	7,577,974.52			39,092,169.27					52,652,206.10
ARCH	1,729,419.40	30,000.00		5,216,205.95				39,092,169.27				2,000,000.00	48,067,794.62
APRIL	1,729,419.40	30,000.00		6,209,768.99				38,798,259.47				2,993,563.04	49,761,010.90
MAY	1,729,419.40	30,000.00		4,967,815.19				38,545,097.20					45,272,331.79
JUNE	1,729,419.40	30,000.00		6,209,768.99	2,681,180.62			38,170,878.09					48,821,247.10
JULY	1,729,419.40	30,000.00		6,209,768.99	2,681,180.62		1,200,000.00	38,834,495.49				1,650,000.00	51,134,864.50
AUGUST	1,751,378.10	30,000.00		6,209,768.99	5,797,989.38		1,200,000.00	37,955,611.02	24,015,969.80	380,000.00			77,340,717.29
SEPTEMBER	1,751,378.10	30,000.00		6,830,745.88	6,067,780.00		1,200,000.00	38,450,889.14	24,638,009.54	380,000.00	29,510,953.61		108,859,756.27
OCTOBER	1,751,378.10	30,000.00	2,168,128.71	6,209,768.99	5,818,780.00		1,200,000.00	39,069,635.56	24,500,844.64	380,000.00	29,835,103.61	3,125,000.00	114,088,639.61
NOVEMBER	1,751,378.10	30,000.00	2,168,128.71,7	6,209,768.99	6,067,780.00		1,200,000.00	25,826,825.66	24,986,814.21	380,000.00	29,833,303.32	2,173,419.14	100,627,418.13
DECEMBER	1,751,378.10	30,000.00	82,948.86	5,340,401.33	3,121,901.29	1,860,000.00		25,643,176.51	24,574,239.82	380,000.00	29,503,675.04		95,187,720.95
													<b>837,558,280.54</b>

**NOTE 22 & 23****IGR ANALYSIS FOR YEAR 2019**

MONTH	TAX (N)	NON-TAX (N)	TOTAL (N)
JANUARY	42,500.00	341,270.00	383,770.00
FEBRUARY	115,700.00	297,840.00	413,540.00
MARCH	4,500.00	322,940.00	327,440.00
APRIL	8,500.00	228,960.00	237,460.00
MAY	2,000.00	521,000.00	523,000.00
JUNE	26,500.00	358,000.00	384,500.00
JULY	3,000.00	232,000.00	235,000.00
AUGUST	1,500.00	389,100.00	390,600.00
SEPTMBER	9,500.00	220,500.00	230,000.00
OCTOBER	1,500.00	306,840.00	308,340.00
NOVEMBER	1,500.00	324,000.00	325,500.00
DECEMBER	9,000.00	578,000.00	587,000.00
<b>TOTAL</b>	<b>225,700.00</b>	<b>4,120,450.00</b>	<b>4,346,150.00</b>

**NOTE 29 & 32****SALARY & WAGES AND OVERHEAD COST FOR 2019**

<b>MONTH</b>	<b>OVERHEAD COST (N)</b>	<b>SALARY &amp; WAGES (N)</b>
JANUARY	21,052,734.64	212,424,048.00
FEBRUARY	12,237,734.65	40,882,720.04
MARCH	13,165,559.65	39,014,919.27
APIRL	13,809,456.13	40,389,410.24
MAY	11,191,234.65	40,534,314.63
JUNE	12,196,522.65	39,868,679.18
JULY	13,643,234.65	43,224,022.16
AUGUST	13,096,284.65	45,330,023.28
SEPTEMBER	12,771,532.45	48,394,454.20
OCTOBER	13,761,769.65	46,431,342.06
NOVEMBER	13,894,734.51	33,281,977.31
DECEMBER	11,574,734.65	32,406,455.90
<b>TOTAL</b>	<b>162,365,532.93</b>	<b>662,182,366.27</b>

**NOTE 58****PURCHASE OF PP & E FOR 2019**

<b>S/N</b>	<b>MONTH</b>	<b>AMOUNT (N)</b>
1	JANUARY	1,793,663.92
2	FEBRUARY	981,750.00
3	MARCH	1,302,912.63
4	APIRL	1,090,204.88
5	MAY	940,000.00
6	JUNE	1,307,000.00
7	JULY	1,850,000.00
8	SEPTEMBER	5,113,439.34
9	OCTOBER	1,817,000.00
10	NOVEMBER	2,912,600.00
11	DECEMBER	1,556,574.00
<b>TOTAL</b>		<b>20,665,144.77</b>

**REPORT**

**OF THE**

**AUDITOR-GENERAL FOR LOCAL**

**GOVERNMENTS**

**ON THE**

**ACCOUNTS OF OYE LOCAL GOVERNMENT,**


**OYE-EKITI,**

**FOR THE YEAR ENDED,**

**31ST DECEMBER, 2019.**

## **AUDIT CERTIFICATE**

I have examined the General Purpose Financial Statements of Ado Local Government as at 31<sup>st</sup> December, 2019 in accordance with Sections 123(2) of the Constitution of the Federal Republic of Nigeria 1989; 316(1) of the Constitution of the Federal Republic of Nigeria 1999, 32 (2) of the Local Government Administration Law No 2 of 1999, and section 26(2) of Ekiti State Audit Law 2014. The audit was conducted in compliance with International Standards on Auditing (ISA) and International Organisation of Supreme Audit Institutions (INTOSAI) Auditing Standards. The Financial Statements were prepared in line with IPSAS Accrual. I have obtained information and explanations that I required for my audit. In my opinion, the General Purpose Financial Statements and the supporting Accounts and Statements give a true and fair view of the Local Government as at 31<sup>st</sup> December, 2019 subject to the observations in this report.



**A.K. Fasakin, CNA, CFIP.**  
**Auditor-General for Local Governments,**  
**Ekiti State.**  
**FRC/2014/ANAN/00000010278**

**REPORT OF THE AUDITOR GENERAL FOR LOCAL GOVERNMENTS ON THE  
ACCOUNTS OF OYE LOCAL GOVERNMENT, OYE-EKITI FOR THE YEAR ENDED  
31<sup>ST</sup> DECEMBER, 2019.**

The General Purpose Financial Statements of Oye Local Government have been examined in accordance with sections 123(2) and 316 of the Constitution of the Federal Republic of Nigeria, 1989 and 1999 respectively and section 26(2) of Ekiti State Audit Law, 2014 and section 32(2) of the Local Government Administration Law No 2 of 1999. The General Purpose Financial Statements were correct subject to the comments in this report and the existence of the Assets have also been substantiated.

**2. STATEMENT OF FINANCIAL RESPONSIBILITY**

It is the responsibility of Director of Finance of Oye Local Government to prepare and present the General Purpose Financial Statements to the Auditor-General in accordance with the provisions of the Constitutions of the Federal Republic of Nigeria within 90 days after the expiration of the financial year.

This section was grossly violated by the Local Government as the account was presented on 12<sup>th</sup> May, 2019, almost one & half months behind schedule.

**3. STATEMENT OF RESPONSIBILITY OF AUDITOR-GENERAL**

It is my responsibility to form an independent opinion, based on General Purpose Financial Statements and accompanying Accounts prepared and submitted to me by the Director of Finance of the Local Government and to report thereupon in consonance with the Constitution of the Federal Republic of Nigeria.

**4. RESPONSIBILITY OF THE PUBLIC ACCOUNTS COMMITTEE (PAC)**

It is the responsibility of the Public Accounts Committee of the State House of Assembly to review the Auditor-General's Report with a view to ensuring enforcement of the recommendations made and impose sanctions where necessary.

**5. BASIS OF OPINION**

The Audit was conducted in compliance with International Standards on Auditing (ISA) and Generally Accepted Public Sector and INTOSAI Auditing Standards.

These standards require that I comply with ethical requirements, plan and perform the audit to obtain reasonable assurance that the financial statements are free from material misstatements whether due to fraud or error. I also evaluated the overall adequacy of the presentation of information in the financial statements.

In the course of the Audit, I have obtained all the information and explanation that to the best of my knowledge and belief were necessary for the purpose of audit and I believe that the audit evidence I obtained is sufficient and appropriate to provide a basis for independent opinion.

## **6. OPINION**

In my opinion, the Financial Statements which included Statement of Financial Position, Statement of Financial Performance, Statement of Cash Flow, Statement of Comparison of Budget and Actual and Statement of Changes in Net Assets/Equity as at 31<sup>st</sup> December, 2019 with supporting notes, give a true and fair view of the State of Affairs And Financial Positions of the Local Governments for the fiscal year ended on that date subject to the observations and comments in the other parts of this report.

## **7. BUDGET OVERVIEW AND PERFORMANCE**

Statement of Comparison for Budget Estimate and Actual Performance for the year ended 31<sup>st</sup> December, 2019 prepared and presented though in compliance with IPSAS accrued, showed the following shortfalls:

- i. The estimate made for Revenue in the 2019 budget recorded a low performance. An estimate was made for N1,923,650,000.00, while actual Revenue recorded stood at N1,362,902,642.10. This is about 70.85% performance. Equally, the IGR of N12,460,080.00 represents only 0.91% of the total Revenue for the period, meaning the Local Government relied unduly on the Statutory allocation for survival.



- ii. The sum of N1,568,544,936.45 only was budgeted for expenditure but only N1,350,941,582.54 was actually incurred, resulting to saving of N217,603,353.91 for the period.

## **8. REVENUE ACCOUNT**

A total sum of N1,362,902,642.10 was earned as total Revenue as at 31<sup>st</sup> December, 2019 out of which only 0.91%- N12,460,080.00, was generated as IGR, which showed that the Local Government solely depends on the Statutory allocation.

On the basis of comparison, the IGR for the current year recorded an increase of 46.06% over that of previous year. Details of this is contained in the statement of Budget Comparison for the year 2019.

## **9. AUTHORITY FOR EXPENDITURE**

All expenditure shown in the statement of actual expenditure for the year have been authorized as provided for by section 22(i) of the Local Government Administration Law 1999 with the exceptions of paragraph 6, of this report.

10. **EXPENDITURE CONTRARY TO LAW:**

The following expenditure appears to be contrary to Law.

S/N	QUERY NO	SUBJECT	AMOUNT (N)
1	AUD/OYLG/AQ/01/2019	Unproduced Revenue Earning Receipt	Assorted
2	AUD/OYLG/AQ/02/2019	Nugatory payment	292,000.00
3	AUD/OYLG/AQ/03/2019	Items not taken on Store Ledger charge	1,522,000.00
4	AUD/OYLG/AQ/04/2019	Unretired Security Vote	13,000,000.00
5	AUD/OYLG/AQ/05/2019	Expenditure not supported by proper records	446,000.00
6	AUD/OYLG/AQ/06/2019	Expenditure contrary to regulations I	5,473,000.00
7	AUD/OYLG/AQ/07/2019	Expenditure contrary to regulations II	964,000.00
8	AUD/OYLG/AQ/08/2019	Unvouched Expenditure	17,103,500.00
9	AUD/OYLG/AQ/09/2019	Illegal withdrawal of fund from salary Account	8,804,000.00
		<b>TOTAL</b>	<b>49,604,500.00</b>

11. **STATEMENTS OF ASSETS AND LIABILITIES**

The statements of Assets and Liabilities were correct and existence of the Assets have been substantiated.

12. **DISALLOWANCE** Allowance has been reserved in respect of the expenditure detailed in paragraph 6 of this report pending a satisfactory explanations or the sanction of the State House of Assembly.

### 13. STATE OF ACCOUNT

The Accounts of Oye Local Government have been examined up to 31<sup>st</sup> December, 2019 and detailed observations have been forwarded to the Director of Administration, Oye Local Government, Oye-Ekiti. Particular attention is required to the followings:

- (i) Internal control and Internal check
- (ii) Unproduced Revenue Earning Receipts
- (iii) Expenditure Contrary to Regulation
- (iv) Traditional Council Account
- (v) Discrepancy between the Local Government Receipt and JAAC releases
- (vi) Outstanding Audit Queries and other related matters.

### 14. OUTSTANDING MATTERS FROM PREVIOUS REPORTS

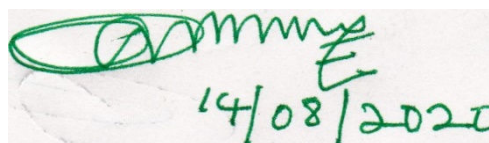
The following matters remained outstanding from my previous report

- (a) Loss of Fund Involving Mr. Victor Osanlusi and Mr. Gabriel (2015) 1,111,000.00
- b) Non-Salary Related Expenditure from salary account (2015) 458,950.00
- © Discrepancy between the Local Government Receipts and JAAC release for Year 2018

#### (d) AUDIT QUERIES

N O	QUERY NO	SUBJECT	AMOUNT (N)	AMOUNT OUTSTANDING (N)	REMARKS
1	AQ/OYLG/1/2018	Nugatory payment	2,979,275.00	2,787,275.00	Not cleared
2	AQ/OYLG/6/2018	Expenditure contrary to regulations	4,457,000.00	500,000.00	Not cleared
3	AQ/OYLG/7/2018	Unproduced earning receipts	Assorted	-	Not cleared
4	AQ/OYLG/1/2017	Expenditure contrary to regulations	730,000.00	279,000.00	Not cleared
5	AQ/OYLG/4/2017	Unaudited expenditure	692,000.00	74,000.00	Not cleared
6	AQ/OYLG/6/2017	Expenditure not supported with proper records of accounts	10,000,000.00	10,000,000.00	Not cleared
7	AQ/OYLG/7/2017	Unprdocued payment vouchers	12,000,000.00	12,000,000.00	Not cleared
8	AQ/OYLG/8/2017	Inflated contract & overpayment/Nugatory	21,830,000.00	21,830,000.00	Not cleared
9	AQ/OYLG/9/2017	Nugatory payment	16,656,000.00	15,556,000.00	Not cleared
10	AQ/OYLG/10/2017	Nugatory/unverified project	1,680,000.00	1,680,000.00	Not cleared

11	AQ/OYLG/12/2017	Sprurious expenditure	5,505,000.00	4,205,000.00	Not cleared
12	AQ/OYLG/13/2017	Expenditure not accounted for	12,542,012.00	2,181,012.00	Not cleared
13	AQ/OYLG/14/2017	Verified projects	9,301,250.00	9,301,250.00	Not cleared
14	AQ/OYLG/04/2014	Nugatory	623,100.00	623,100.00	Not cleared
15	AQ/OYLG/07/2014	Summary deduction from account	16,596,166.71	16,596,166.71	Not cleared
16	AQ/OYLG/04/2015	Nugatory	435,000.00	435,000.00	Not cleared
17	AQ/OYLG/11/2015	Uncleared security fund	250,000.00	250,000.00	Not cleared
18	AQ/OYLG/1/2016	Expenditure not supported with proper records	5,100,000.00	5,100,000.00	Not cleared
19	AQ/OYLG/2/2016	Nugatory	530,312.50	530,312.50	Not cleared
		Total	<b>121,907,116.21</b>	<b>103,928,116.21</b>	Not cleared



**A.K. Fasakin, CNA, CFIP.**  
**Auditor-General for Local Governments,**  
**Ekiti State.**  
**FRC/2014/ANAN/00000010278**

**REPORT OF THE AUDITOR GENERAL FOR LOCAL GOVERNMENTS ON THE  
ACCOUNTS OF OYE LOCAL GOVERNMENT, OYE-EKITI FOR THE YEAR ENDED  
31<sup>ST</sup> DECEMBER, 2019.**

**1. RESPONSIBILITY FOR FINANCIAL STATEMENTS**

The Financial Statements have been prepared by the Director of Finance Oye Local Government based on the available records and in compliance with the IPSAS Accrual Accounting for all Public Sectors Entities (PSE) in Nigeria.

To the best of our knowledge, the system of internal control had operated adequately throughout the reporting period, and the statements represent a true and fair view of the Financial Positions of the Local Government.

The Director of Finance accepts responsibility for the integrity of these Financial Statements, the information they contain and their compliance with International Public Sector Accounting Standards (IPSAS) Accrual Accounting for all public sector entities (PSE) in Nigeria.

In my opinion, these General Purpose Financial Statements fairly reflect the financial position of Oye Local Government as at the year ended 31<sup>st</sup> December, 2019.



**Hon. Motunde Fajuyi,  
Executive Chairman.**



**Barr. Akintunde A.C.  
Director of Finance.**

## **STATEMENT OF ACCOUNTING POLICIES (IPSAS 1)**

### **(i) BASIS OF PREPARATION**

The General Purpose Financial Statements have been prepared in accordance with IPSAS Accrual Accounting basis that recognizes transactions and events occurred whether expenses are paid for or not and revenue received or outstanding, and under the guidelines of Financial Memoranda in conformity with National Chart of Account (NCOA) and the Nigeria Accounting Standard Board for Public Sector Reporting.

### **(ii) BASIS OF MEASUREMENT**

The Financial Statements have been prepared on historical cost unless stated otherwise.

### **(iii) REPORTING CURRENCY**

The Financial Statements were presented in Nigerian Naira, which is the functional currency of the Local Government Council.

### **(iv) GOING CONCERN**

The Financial Statements have been prepared on a going concern basis.

### **(v) ACCOUNTING PERIOD**

The Accounting period is from 1<sup>st</sup> January to 31<sup>st</sup> December, 2019.

### **(vi) REVENUE**

This presented both the exchange and non-exchange revenue from Internally Generated Revenue and Statutory Allocation from the Federation Account during the year.

### **(vii) EXPENDITURE**

This represented both recurrent and capital expenditure during the year.

### **(viii) NON-CURRENT ASSETS/ DEPRECIATION**

Property Plant and Equipment were recognized less accumulated depreciation.

### **(ix) BUDGET INFORMATION**

The Annual Budget was prepared on Accrual Basis. All planned costs and incomes were presented in a single statement to determine the needs of the Local Government Council.

**(x). INVESTMENT PROPERTIES**

Investment properties were measured initially at cost, including transaction costs. The carrying amount included the replacement cost of components of an existing investment property at the end time that cost was incurred if the recognition criteria were met and excluded the cost of day to day maintenance of an investment property.

**OYE LOCAL GOVERNMENT, OYE-EKITI, EKITI STATE, NIGERIA**  
**STATEMENT OF FINANCIAL POSITION FOR THE YEAR ENDED 31ST DECEMBER, 2019**

<b>2018</b>	<b>DETAILS</b>	<b>NOTES</b>	<b>2019</b>	
<b>N</b>	<b>Represented By:</b>		<b>N</b>	<b>N</b>
	<b>ASSETS</b>			
	<b>Current Assets</b>			
2,797,326.32	Cash and Cash Equivalents	1	14,758,385.78	-
2,019,450.00	Inventories	2	2,075,850.00	-
-	WIP	3	-	-
373,132,078.06	Receivables	4	375,427,936.72	-
	Prepayments	5	-	-
<b>377,948,854.38</b>	<b>Total Current Assets</b>			<b>392,262,172.50</b>
	<b>Non-Current Assets</b>			
-	Loans Granted	6	-	-
-	Investments	7	-	-
455,193,673.85	Fixed Assets-Property, Plant & Equipment	8	463,344,145.05	-
-	Investment Property	9	-	-
-	Biological Assets	10	-	-
<b>455,193,673.85</b>	<b>Total Non-Current Assets</b>			<b>463,344,145.05</b>
<b>833,142,523.23</b>	<b>Total Assets</b>			<b>855,606,317.55</b>
	<b>LIABILITIES</b>			
	<b>Current Liabilities</b>			
-	Accumulated Depreciation	11	-	-
-	Loans & Debts(Short-Term)	12	-	-
-	Unremitted Deductions	13	-	-
375,289,592.06	Payables	14	376,342,952.72	-
<b>375,289,592.06</b>	<b>Total Current Liabilities</b>		<b>376,342,952.72</b>	-
-	<b>Non-Current Liabilities</b>			-
-	Public Funds	15	-	-
-	Borrowings	16	-	-
-	<b>Total Non-Current Liabilities</b>			-
375,289,592.06	<b>Total Liabilities</b>			<b>376,342,952.72</b>
<b>457,852,936.17</b>	<b>Net Asset/Equity</b>			<b>479,263,364.83</b>
	<b>Financed By:</b>			
377,904,451.34	Reserves	17	-	400,925,447.59
-	Capital Grant	18	-	-
41,520,428.24	Net Surplus/(Deficits)	19		-
33,333,698.49	Accumulated Surplus/(Deficits)	20		78,337,917.24
<b>457,852,936.17</b>	<b>Total Net Assets/Equity</b>			<b>479,263,364.83</b>



**OYE LOCAL GOVERNMENT, OYE-EKITI, EKITI STATE, NIGERIA**  
**STATEMENT OF FINANCIAL PERFORMANCE FOR THE YEAR ENDED 31ST DECEMBER, 2019**

2018	DETAILS	NOTES	Actual 2019
N	<u>REVENUE</u>		N
811,415,537.47	Government Share of FAAC (Statutory Revenue)	21	1,246,843,072.82
415,700.00	Tax Revenue	22	2,165,900.00
8,115,240.00	Non-Tax Revenue	23	10,294,180.00
-	Aid & Grants	24	103,599,489.18
-	Investment Income	25	-
-	Expenditure Recovery	26	-
-	Other Capital Receipts	27	-
-	Debt Forgiveness	28	-
<b>819,946,477.47</b>	<b>Total Revenue</b>		<b>1,362,902,642.00</b>
	<u>EXPENDITURE</u>		
670,275,909.70	Salaries & Wages	29	559,986,635.13
-	Social Contribution	30	94,653,489.18
-	Social Benefit	31	-
91,522,363.38	Overhead Cost	32	86,156,100.00
-	Gratuity	33	-
-	Pension Allowance	34	-
-	Stationeries	35	-
-	Impairment Charges	36	-
16,627,776.15	Depreciation Charges	37	17,423,268.95
-	Transfer to other Government Entities	38	601,199,358.23
-	Public Debt Charges	39	-
-	Allowance(Leave Bonus)	40	-
<b>778,426,049.23</b>	<b>Total Expenditure</b>		<b>1,359,418,851.49</b>
<b>41,520,428.24</b>	<b>Surplus/(Deficit) from Operating Activities for the Period</b>		<b>3,483,790.51</b>
-	<b>Total Non-Operating Revenue/(Expenses)</b>		
-	<b>Non-Operating Activities</b>		-
-	Gain/Loss on Disposal of Asset	41	-
-	Refunded Revenue	42	-
-	Revaluation Gain	43	-
-	<b>Net Surplus/(Deficit) from Ordinary Activities</b>		<b>3,483,790.51</b>
-	<b>Surplus/(Deficit) from Ordinary Activities</b>		
-	Purchases/Construction of Assets	44	-
	Minority Interest Share of Surplus/(Deficits)	45	
	<b>Net surplus (Deficit) 31/12/2019</b>		<b>3,483,790.51</b>

**OYE LOCAL GOVERNMENT, OYE-EKITI, EKITI STATE, NIGERIA**  
**STATEMENT OF CASH FLOW FOR THE YEAR ENDED 31ST DECEMBER, 2019**

2018	DETAILS	NOTES	2019	
			N	N
	<b><u>CASH FLOWS FROM OPERATING ACTIVITIES</u></b>			
	<b><u>Inflows</u></b>			
811,415,537.47	Government Share of FAAC (Statutory Revenue)	21	1,246,843,072.82	-
415,700.00	Tax Revenue	22	2,165,900.00	-
8,115,240.00	Non-Tax Revenue	23	10,294,180.00	-
	Aid & Grants	24	103,599,489.18	
-	Investment Income	25	-	-
-	Expenditure Recovery	26	-	-
-	Other Capital Receipts	27		-
-	Debt Forgiveness	28		-
819,946,477.47	<b>Total inflow from operating Activities</b>			<b>1,362,902,642.00</b>
	<b><u>Outflows</u></b>			
670,275,909.70	Salaries & Wages	29	559,986,635.13	-
	Social Contributions	30	94,653,489.18	
	Social Benefit	31	-	
91,522,363.38	Overheads Cost	32	86,156,100.00	-
	Gratuity	33		
-	Pension Allowance	34	-	-
-	Transfer to other Government Entities	38	601,199,358.23	-
-	Allowance	40	-	-
-	Deductions	49	-	-
-	Refund	50	-	-
-	Inventory	51	-	-
-	Loan	52	-	-
-				-
761,798,273.08	<b>Total Outflow from Operating Activities</b>			<b>1,341,995,582.54</b>
58,148,204.39	<b>Net Cash Inflow/(outflow) from Operating Activities</b>			<b>20,907,059.46</b>
	<b><u>CASH FLOW FROM INVESTING ACTIVITIES</u></b>			
-	Proceeds from Sale of PPE	53	-	-

-	Proceeds from Sale of Investment Property	54	-	-
-	Proceeds from Sales of Intangible Assets	55	-	-
-	Proceeds from Sale of Investment	56	-	-
-	Dividends Received	57	-	-
<b>58,813,554.52</b>	<b>Total Inflow</b>		-	-
<b>(665,350.13)</b>	<b>Outflows</b>		-	-
-	Purchase/ Construction of PPE	58	<b>8,946,000.00</b>	-
-	Purchase/ Construction OF Investment Property	59	-	-
-	Investment in Private Companies	60	-	-
-	Loan Granted	61	-	-
-	Purchase of Intangible Assets	62	-	--
-	Acquisition of Investment	63	-	-
<b>58,813,554.52</b>	<b>Total Outflow</b>			<b>-8,946,000.00</b>
<b>(665,350.13)</b>	<b>Net Cash Flow from Investing Activities</b>			<b>-8,946,000.00</b>
	<b><u>CASH FLOW FROM FINANCING ACTIVITIES</u></b>			
-	Capital Grant Received	64		-
-	Proceeds from Borrowings	65		-
-	<b>Total Inflow</b>			-
-	<b>Outflows</b>			-
-	Repayment of Borrowings	66		-
-	Distribution of Surplus/Dividends Paid	67		-
-	<b>Total Outflow</b>			-
<b>(665,350.13)</b>	<b>Net Cash Flow from Financing Activities</b>			
<b>(665,350.13 )</b>	<b>Net Cash Flow from all Activities</b>			<b>11,961,059.46</b>
3,462,676.45	Cash and Its Equivalent as at 01/01/2019			<b>2,797,326.32</b>
<b>2,797,326.32</b>	<b>Cash and Its Equivalent as at 31/12/2019</b>	<b>1</b>		<b>14,758,385.78</b>

**OYE LOCAL GOVERNMENT, OYE-EKITI, EKITI STATE, NIGERIA**  
**STATEMENT OF COMPARISON OF BUDGET AND ACTUAL FOR THE YEAR ENDED 31ST**  
**DECEMBER, 2019**

2018		Notes	Actual 2019	Final Budget 2019	Variance on Final Budget
N			N	N	N
	<b><u>REVENUE</u></b>				
811,415,537.47	Government Share of FAAC (Statutory Revenue)	21	1,246,843,072.82	1,500,000,000.00	-16.88
415,700.00	Tax Revenue	22	2,165,900.00	600,000.00	260.98
8,115,240.00	Non-Tax Revenue	23	10,294,180.00	23,050,000.00	-55.34
-	Aid & Grants	24	103,599,489.18	100,000,000.00	3.60
-	Investment Income	25	-	-	
-	Expenditure Recovery	26	-	-	
-	Other Capital Receipts	27	-	-	
-	Debt Forgiveness	28	-	300,000,000.00	-100.00
<b>819,946,477.70</b>	<b>Total Revenue</b>		<b>1,362,902,642.00</b>	<b>1,923,650,000.00</b>	<b>92.36</b>
	<b><u>EXPENDITURE</u></b>				
670,275,909.70	Salaries & Wages	29	559,986,635.13	607,334,263.23	7.80
-	Social Contribution	30	94,653,489.18	-	-100.00
-	Social Benefit	31			
91,522,363.38	Overhead Cost	32	86,156,100.00	317,333,392.72	72.85
-	Gratuity	33	-	-	
-	Pension Allowance	34	-	-	
-	Stationeries	35	-	-	
-	Impairment Charges	36	-	-	
16,627,776.15	Purchase of Assets	37	8,946,000.00	-	-100.00
-	Transfer to other Government Entities	38	601,199,358.23	643,877,280.50	6.63
-	Public Debt Charges	39	-	-	
-	Allowance(Leave Bonus)	40	-	-	
<b>778,426,049.23</b>	<b>Total Expenditure</b>		<b>1,350,941,582.54</b>	<b>1,568,544,936.45</b>	<b>-112.72</b>
<b>41,520,428.24</b>	<b>Net Surplus/(Deficit)</b>		<b>11,961,059.46</b>	<b>31,659,685.45</b>	<b>205.08</b>

**OYE LOCAL GOVERNMENT, OYE-EKITI, EKITI STATE, NIGERIA**  
**STATEMENT OF CHANGES IN NET ASSETS/EQUITY FOR THE YEAR ENDED 31ST DECEMBER, 2019**

<b>S/ N</b>	<b>NARRATION</b>	<b>ACCUMULATED SURPLUS/ DEFICIT</b>	<b>RESERVE</b>	<b>CAPITAL GRANT (N)</b>	<b>TOTAL (N)</b>
1	Opening Balance (1/1/19)	74,854,126.73	382,998,809.44	-	457,852,936.17
2	Surplus for the period	3,483,790.51	-	-	3,483,790.51
3	Adjustment for the period	-	17,926,638.15	-	17,926,638.15
	Closing Balance	<b>78,337,917.24</b>	<b>400,925,447.59</b>	-	<b>479,263,364.83</b>

**NOTE 1****CASH AND CASH EQUIVALENTS FOR THE YEAR 2019**

<b>S/N</b>	<b>BANK</b>	<b>ACCOUNT NAME</b>	<b>ACCOUN NO</b>	<b>AMOUNT (N)</b>
1	STERLING BANK	Internal capital	0064946365	3,572,852.62
2	STERLING BANK	Recurrent (Main)	0064948417	9,731.45
3	OMIYE MICRO FINANCE	IGR (Main)	1100028645	89,159.58
4	BANK	IGR Secretariat	1100033135	160,084.25
5	-DO-	Salary	0064948462	10,723,396.90
6	STERLING BANK	Running cost	1016252184	62,889.64
7	ZENITH BANK	IGR	102026329	105,840.24
8	UBA	Capital Project	00649448	34,431.10
	STERLING BANK			
	TOTAL			<b>14,758,385.78</b>

**NOTE 2****SUMMARY OF STOCK BALANCE**

A.	Printing Items	N1,122,950.00
B.	Revenue receipts	N 867,000.00
c.	Tools and Implement	<u>N 85,900.00</u>

**N2,075,850.00**  
=====

**NOTE 4****RECEIVABLES**

<b>S/N</b>	<b>DETAILS</b>	<b>AMOUNT (N)</b>
1	Salary Arrears of Staff	247,799,879.16
2	Palace Staff Arrears	11,829,777.28
3	Pension	28,463,312.49
4	Staff leave Bonus	82,751,030.49
5	Palace Staff Leave Bonus	3,083,937.30
6	10% Internally Generated from State	-
7	IGR Demand Notice	1,500,000.00
	<b>Total</b>	<b>375,427,936.72</b>





**NOTE 8 & 37**

**PROPERTY, PLANT & EQUIPMENT AND DEPRECIATION**

	<b>NOTE 16:</b>	<b>A</b>	<b>B</b>							
<b>S/N</b>	<b>ITEMS</b>	<b>NET BOOK VALUE (N)</b>	<b>NEWLY ACQUIRED</b>	<b>DEPRECI- ATION CHARGES</b>	<b>TOTAL ASSET (A+B)</b>	<b>DEPRECI- ATION RATE</b>	<b>DEPRECIATION CHARGE FOR THE YEAR 2019</b>	<b>DEPRECIATION AS AT 31/12/18</b>	<b>ACCUMMULATED DEPRECIATION AS AT 31/12/19</b>	<b>NET BOOK 31/12/19</b>
1.	Land and Building	431,134,500.00	5,390,000.00		436,524,500.00	2%	8,730,490.00	-	8,730,490.00	427,794,010.00
2.	Plant and Machine	1,260,000.00			1,260,000.00	20%	250,000.00	-	250,000.00	1,010,000.00
3.	Motor vehicle	29,400,000.00	2,941,000.00		32,341,000.00	20%	6,468,200.00	-	6,468,200.00	25,872,800.00
4.	Office Equipment	7,335,837.00	185,000.00		7,520,837.00	20%	1,504,167.40	-	1,504,167.40	6,016,669.60
5.	Furniture & fittings	2,646,077.00	430,000.00		3,076,077.00	15%	461,411.55	-	461,411.55	2,614,665.45
6.	Motor Cycle	45,000.00			45,000.00	20%	9,000.00	-	9,000.00	36,000.00
	Total	471,821,414.00	8,946,000.00		480,767,414.00		17,423,268.95	-	17,423,268.95	463,344,145.05

**NOTE 14****PAYABLES**

<b>S/N</b>	<b>DETAILS</b>	<b>AMOUNT (N)</b>
1	Salary Arrear	259,629,658.44
2	Leave Bonus	85,834,967.79
3	Pension Arrear	28,463,312.49
4	Capital Fund	2,157,514.00
5	Staff Claims	257,500.00
	Total	<b>376,342,952.72</b>

**NOTE 18****AIDS AND GRANTS**

<b>S/N</b>	<b>DETAILS</b>	<b>AMOUNT (N)</b>
1	Economic	3,288,000.00
2	Social	5,831,000.00
3	Administrative	7,104,489.18
4	Regional	87,126,000.00
5	Law & Justice	250,000.00
	Total	<b>103,599,489.18</b>

**NOTE 21****STATUTORY REVENUE: JANUARY-DECEMBER, 2019**

<b>S/N</b>	<b>DETAILS</b>	<b>AMOUNT (N)</b>
1	JANUARY	91,942,864.22
2	FRBRUARY	98,649,882.30
3	MARCH	89,675,270.47
4	APRIL	92,248,251.44
5	MAY	88,318,924.56
6	JUNE	91,583,778.21
7	JULY	99,513,021.78
8	AUGUST	97,541,443.78
9	SEPTEMBER	126,866,085.33
10	OCTOBER	130,742,593.90
11	NOVEMBER	125,254,762.37
12	DECEMBER	114,506,194.46
	Total	<b>1,246,843,072.82</b>

**NOTE 22****TAX REVENUE (2019)**

GT-Flat Rate =	145,900.00
Development levy =	20,000.00
LG Tax =	<u>2,000,000.00</u>
Total	<b>N 2,165,900.00</b>

**NOTE 23****NON TAX REVENUE 2019**

<b>S/N</b>	<b>DETAILS</b>	<b>AMOUNT (N)</b>
1	Identification	3,530,200.00
2	Marriage Notification	2,170,000.00
3	Birth Certificate	223,000.00
4	Nackey/GRR	877,700.00
5	Treatment Rate	917,000.00
6	Rent on Hall	625,000.00
7	Liquor	118,000.00
8	Market/Squatter	1,661,180.00
9	Naming of Street	80,000.00
10	Registration of Club	61,000.00
11	Selling of Property	18,000.00
12	Attestation	11,500.00
	Total	<b>10,294,180.00</b>

**NOTE 24**

**AIDS & GRANTS**

	<b>SUBVEN- TION OF PARASTATAL</b>	<b>CAPIAL GRANT</b>	<b>SECURITY FUND</b>	<b>SDC &amp; CANTERPANT</b>	<b>TOTAL (N)</b>
JANUARY	-	-	-	-	-
FRBRUARY	-	-	2,000,000.00	-	2,000,000.00
MARCH	-	80,000,000.00	2,000,000.00	-	82,000,000.00
APRIL	-	-	2,000,000.00	-	2,000,000.00
MAY	-	-	2,500,000.00	-	2,500,000.00
JUNE	-	-	-	-	-
JULY	-	-	-	-	-
AUGUST	2,151,123.94	-	4,000,000.00	-	6,151,123.94
SEPTEMBER	-	-	-	-	-
OCTOBER	2,107,599.94	-	-	-	2,107,599.94
NOVEMBER	2,107,559.94	-	1,000,000.00	-	3,107,559.94
DECEMBER	1,733,165.36	-	-	2,000,000.00	3,733,165.36
<b>TOTAL</b>	<b>8,099,489.18</b>	<b>80,000,000.00</b>	<b>13,500,000.00</b>	<b>2,000,000.00</b>	<b>103,599,489.18</b>

**NOTE 29****SALARY & WAGES**

MONTH	STAFF SALARY	PALACE STAFF	MIDWIVES	POLITICAL OFFICE HOLDERS	EX POLITICAL OFFICE	PEACE CORPSE	TOTAL
JANUARY	42,113,494.35	1,971,629.88	60,000.00	-	-	-	44,145,124.23
FRBRUARY	41,493,628.67	1,971,629.88	60,000.00	2,613,648.77	6,847,768.07	1,200,000.00	54,186,675.39
MARCH	41,531,977.43	1,971,629.88	60,000.00	-		1,200,000.00	44,763,607.31
APRIL	41,557,929.30	1,971,629.88	60,000.00	-		1,200,000.00	44,789,559.18
MAY	41,590,226.84	1,971,629.88	60,000.00	-		1,200,000.00	44,821,856.72
JUNE	41,094,297.86	1,971,629.88	60,000.00	-		1,200,000.00	44,325,927.74
JULY	44,089,169.72	1,971,629.88	60,000.00	1,000,000.00		1,200,000.00	48,320,799.60
AUGUST	45,007,441.53	1,971,629.88	60,000.00	2,000,000.00		1,200,000.00	50,239,071.41
SEPTEMBER	45,108,174.32	1,971,629.88	60,000.00	2,000,000.00		1,200,000.00	50,339,804.20
OCTOBER	45,781,966.41	1,971,629.88	60,000.00	2,000,000.00		1,200,000.00	51,013,596.29
NOVEMBER	32,801,028.21	1,971,629.88	60,000.00	1,547,263.44	4,392,470.40	1,200,000.00	41,972,391.93
DECEMBER	32,628,404.77	1,971,629.88	60,000.00	3,208,186.48	2,000,000.00	1,200,000.00	41,095,221.84
<b>TOTAL</b>	<b>494,797,739.41</b>	<b>23,659,558.56</b>	<b>720,000.00</b>	<b>14,369,098.70</b>	<b>13,240,238.46</b>	<b>13,200,000.00</b>	<b>559,986,635.13</b>

**NOTE 30****SOCIAL CONTRIBUTION**

(i) Donations to various community 64,653,489.18

(ii) Donations to Political Office Holders,

Staffs and Principal Officers during Social engagements 30,000,000.00

**94,653,489.18**

=====

**NOTE 32****OVERHEAD COST FOR THE YEAR ENDED 31<sup>ST</sup> DECEMBER**

<b>MONTH</b>	<b>LOCAL GOVERNMENT (N)</b>	<b>SUBEB (N)</b>	<b>TOTAL (N)</b>
JANUARY	8,066,000.00	530,000.00	8,596,000.00
FRBRUARY	5,629,500.00	530,000.00	6,159,500.00
MARCH	8,720,000.00	530,000.00	9,250,000.00
APRIL	7,598,000.00	530,000.00	8,128,000.00
MAY	5,228,000.00	530,000.00	5,758,000.00
JUNE	6,130,800.00	530,000.00	6,660,800.00
JULY	7,148,500.00	530,000.00	7,678,500.00
AUGUST	5,148,500.00	530,000.00	5,718,500.00
SEPTEMBER	7,706,000.00	530,000.00	8,236,000.00
OCTOBER	7,007,500.00	530,000.00	7,537,500.00
NOVEMBER	7,288,000.00	530,000.00	7,818,000.00
DECEMBER	4,085,300.00	530,000.00	4,615,300.00
	<b>79,796,100.00</b>	<b>6,360,000.00</b>	<b>86,156,100.00</b>

**NOTE 38****TRANSFER TO OTHER ENTITIES**

<b>MONTH</b>	<b>PRIMARY SCHOOL TEACHER SALARY (N)</b>	<b>TRADITIONAL RULER (N)</b>	<b>CHEIFTANCY (N)</b>	<b>PENSION (N)</b>	<b>TOTAL (N)</b>
JANUARY	34,706,209.82	5,229,519.42	106,724.89		40,042,454.13
FRBRUARY	34,870,996.85	4,770,122.35	97,349.44		39,738,468.64
MARCH	35,562,547.03	4,621,939.08	92,438.78		40,276,924.89
APRIL	35,569,012.75	4,270,329.36	87,149.58		39,926,491.69
MAY	35,626,817.63	4,910,923.44	100,222.95		40,673,964.02
JUNE	35,082,641.64	5,496,670.09	112,176.94		40,691,488.67
JULY	35,092,885.75	6,010,297.50	122,659.13		41,225,842.36
AUGUST	34,760,648.27	5,855,837.41	119,506.89		40,735,992.57
SEPTEMBER	34,653,261.25	5,895,732.33	120,321.07	28,686,948.71	69,356,263.36
OCTOBER	34,421,170.34	5,737,355.40	117,088.89	29,001,047.79	69,276,662.42
NOVEMBER	35,593,268.88	5,658,215.40	115,473.78	29,002,296.80	70,369,254.86
DECEMBER	35,427,509.02	4,718,061.25	96,286.96	28,679,873.37	68,921,730.60
<b>TOTAL</b>	<b>421,366,969.23</b>	<b>63,175,003.03</b>	<b>1,287,399.31</b>	<b>115,370,166.67</b>	<b>601,199,358.23</b>