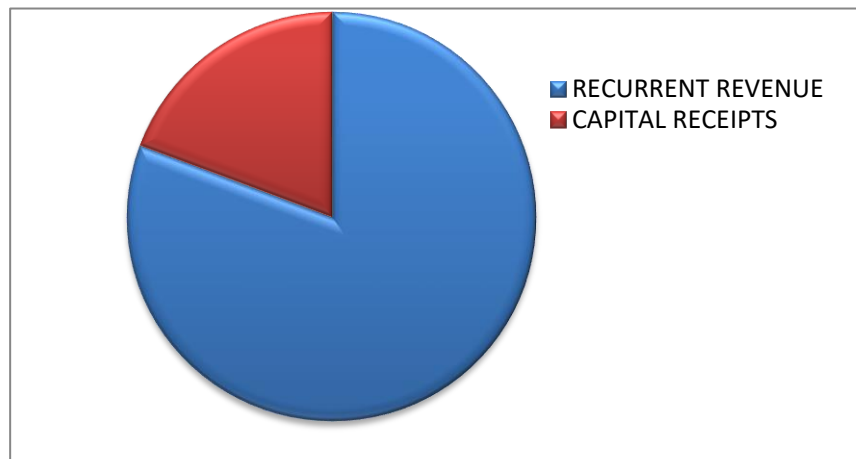


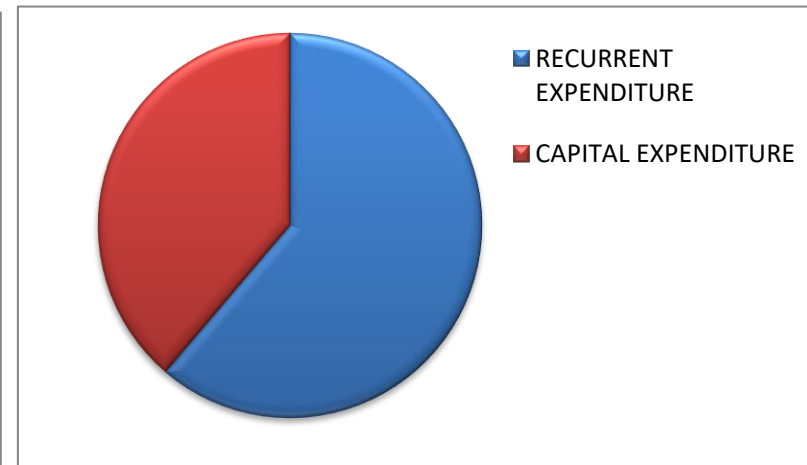
CHARTS

FISCAL YEAR 2021

REVENUE

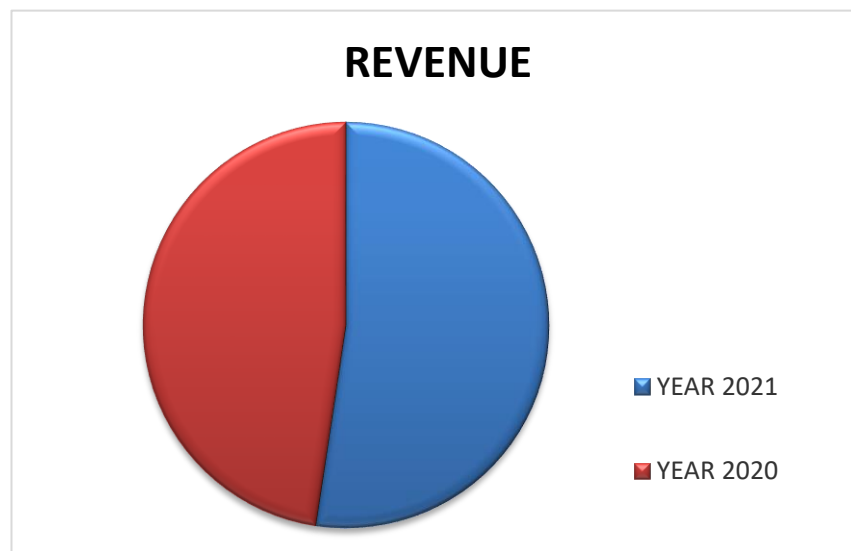


EXPENDITURE

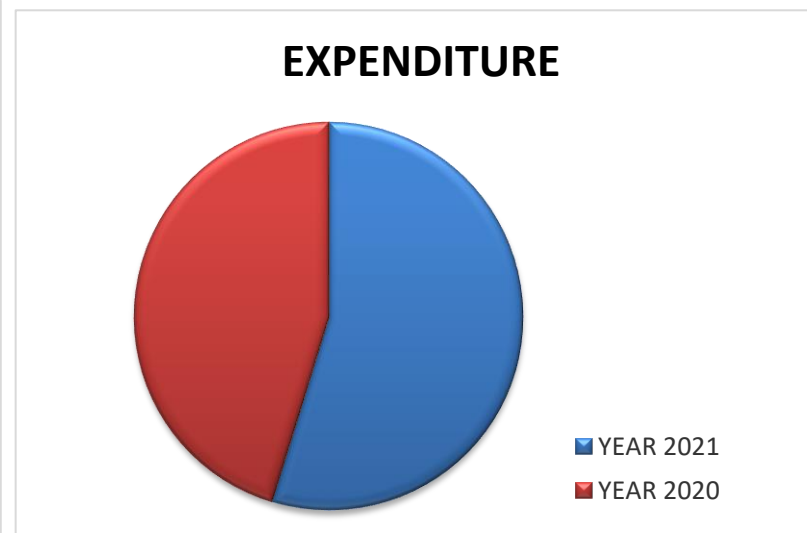


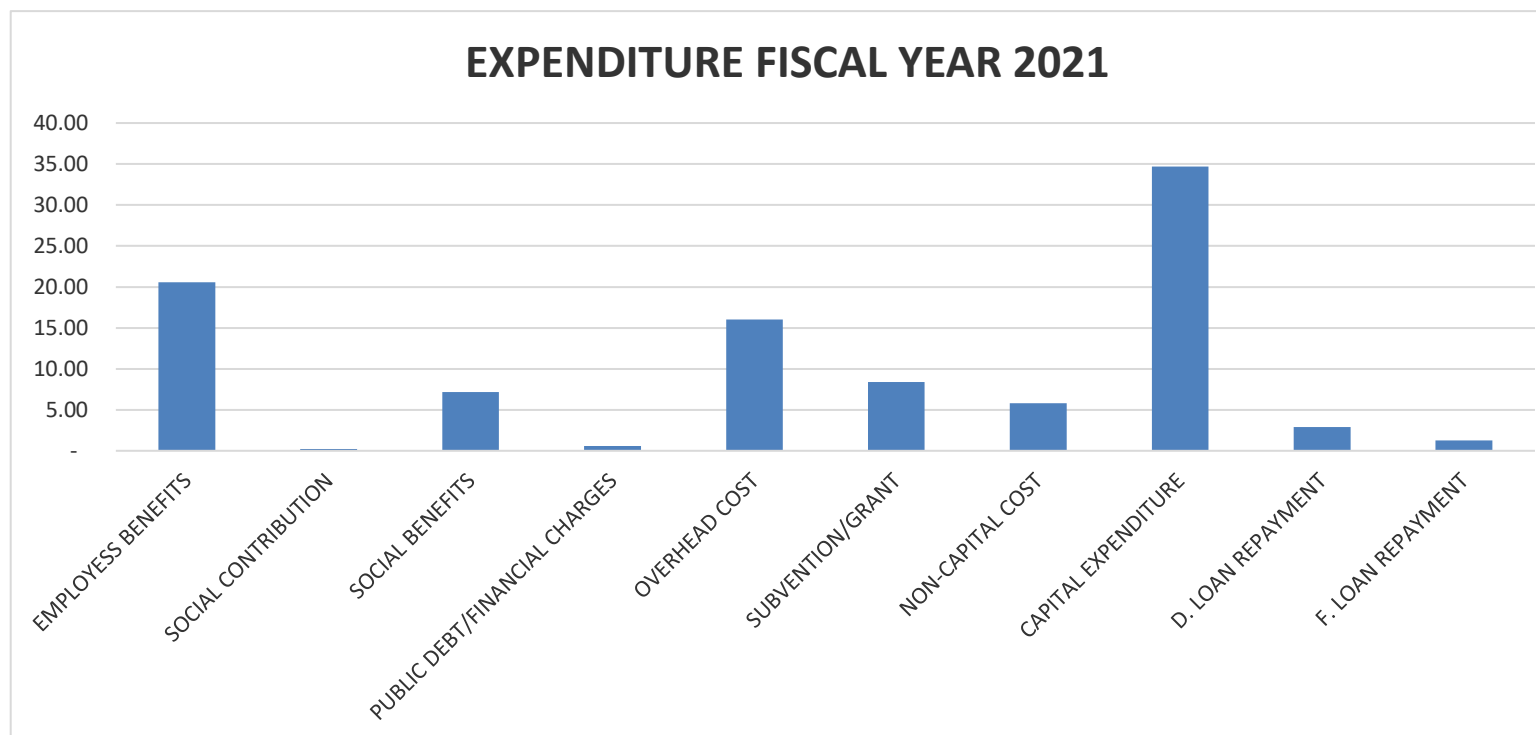
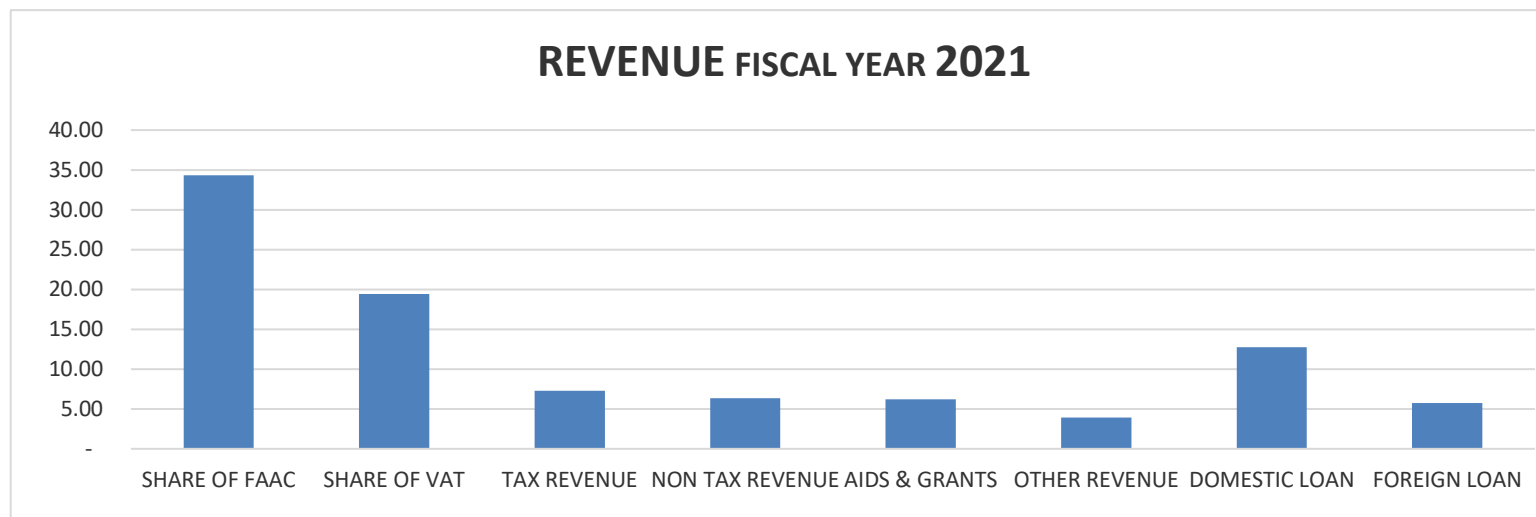
FISCAL YEAR 2020 VS 2021

REVENUE



EXPENDITURE





EKITI STATE OF NIGERIA
CONSOLIDATED STATEMENT OF FINANCIAL PERFORMANCE
FOR THE YEAR ENDED 31ST DECEMBER, 2021
ACCRUAL STATEMENT NO. 1

ACTUAL 2020		NOTES	ACTUAL 2021	FINAL BUDGET 2021	BUDGET 2021	BUDGET 2021	VARIANCE ON BUDGET
₦			₦	₦	₦	₦	₦
	<u>REVENUE</u>						
35,709,415,036	Government Share of FAAC	1	34,312,230,680	30,941,837,554	29,405,612,554	1,536,225,000	3,370,393,126
13,345,338,512	Government Share of VAT	2	19,408,317,729	19,145,955,493	12,621,073,302	6,524,882,191	262,362,235
6,596,044,781	Tax Revenue	3	7,286,993,720	7,574,674,012	7,574,674,012	-	(287,680,293)
3,961,509,164	Non-Tax Revenue	4	6,333,439,409	6,761,247,711	7,261,247,711	(500,000,000)	(427,808,303)
12,756,337,837	Aids & Grants	5	6,190,686,813	14,815,377,915	19,816,834,180	(5,001,456,265)	(8,624,691,102)
351,747,936	Other Revenue	6	3,947,347,001	500,000,000	11,835,900,000	(11,335,900,000)	3,447,347,001
72,720,393,266	TOTAL REVENUE (A)		77,479,015,352	79,739,092,685	88,515,341,759	(8,776,249,074)	(2,260,077,333)
				-			
	<u>EXPENDITURES</u>			-			
17,509,565,695	Employees Benefits	7	19,506,404,575	18,100,973,792	18,003,281,985	97,691,807	(1,405,430,784)
142,594,253	Allowances & Social Contribution	8	156,000,000	220,225,931	145,648,232	74,577,699	64,225,931
8,460,474,890	Social Benefits	9	8,185,066,387	6,446,109,649	6,446,109,649	-	(1,738,956,737)
14,785,902,804	Overhead Cost	10	16,005,700,679	18,291,251,718	12,484,964,128	5,806,287,590	2,285,551,039

ACTUAL 2020		NOTES	ACTUAL 2021	FINAL BUDGET 2021	BUDGET 2021	BUDGET 2021	VARIANCE ON BUDGET
₦			₦	₦	₦	₦	₦
12,244,486,445	Subvention, Grants & Contribution	11	8,376,560,133	11,043,507,947	15,283,994,932	(4,240,486,985)	2,666,947,814
13,122,033,661	Depreciation Charges	12	17,888,906,061	-	-	-	
2,747,317,720	Non-Capital Cost	13	5,806,477,938	14,710,564,370	8,497,877,834	6,212,686,536	8,904,086,432
69,012,375,468	TOTAL EXPENDITURE (B)		75,925,115,773	68,812,633,407	60,861,876,760	7,950,756,647	10,776,423,695
				-			-
3,708,017,798	Surplus/(Deficit) from Operating Activities C=(A-B)		1,553,899,579				
				-			
4,172,324,769	Public Debt/Finance Charges	14	7,444,056,067	9,867,234,028	4,947,500,077	4,919,733,951	2,423,177,961
4,172,324,769	Total Non-Operating Revenue/(Expenses) D		7,444,056,067				
				-			
(464,306,971)	Surplus/(Deficit) from Ordinary Activities E= (C-D)		(5,890,156,488)				
(464,306,971)	NET SURPLUS/(DEFICIT) FOR THE PERIOD		(5,890,156,488)				

The accounting policies and notes to the accounts form an integral part of these Financial Statements.

 7/6/22

OLARIKE. T. OLAYINKA (MRS) FCA, ACTI.

ACCOUNTANT-GENERAL/PERMANENT SECRETARY


EKITI STATE

EKITI STATE OF NIGERIA
CONSOLIDATED STATEMENT OF FINANCIAL POSITION
AS AT 31ST DECEMBER, 2021
ACCRUAL STATEMENT NO. 2

	REFERENCE	NOTES	31-12-21	31-12-21	31-12-20	31-12-20
			₦	₦	₦	₦
<u>CURRENT ASSETS</u>						
Cash and Cash Equivalent	310101	15	8,351,267,792		16,781,914,091	
Receivable	310601	16	4,708,035,783		4,722,001,167	
Prepayments	310801	16	-		-	
Inventories	310501	16			-	
TOTAL CURRENT ASSETS (A)				13,059,303,575		21,503,915,258
<u>NON-CURRENT ASSETS</u>						
Financial Assets	3110	17	1,255,244,342		1,255,244,342	
Investment (Bond Sinking Fund)	3109	18	1,439,618,043		519,977,000	
Property Plant and Equipment (NBV)	3201	19	218,797,673,764		155,581,331,846	
Investment Propertry	3202	20	12,227,972,500		12,947,265,000	
Work in Progress (PPE)	310502	21	23,890,627,436		51,828,508,468	
TOTAL NON-CURRENT ASSETS (B)				257,611,136,085		222,132,326,656
TOTAL ASSETS (C=A+B)				270,670,439,660		243,636,241,914
LIABILITIES						

	REFERENCE	NOTES	31-12-21	31-12-21	31-12-20	31-12-20
			₦	₦	₦	₦
CURRENT LIABILITIES:						
Payables	4104	22	20,747,731,142		22,244,844,083	
Current Portion of Borrowings	4106	23	8,543,181,558		11,553,908,001	
TOTAL CURRENT LIABILITIES (D)				29,290,912,700		33,798,752,084
NON-CURRENT LIABILITIES:						
Long Term Borrowings	4602	24	126,909,501,193		89,549,999,619	
TOTAL NON-CURRENT LIABILITIES (E)				126,909,501,193		89,549,999,619
TOTAL LIABILITIES (F=D+E)				156,200,413,893		123,348,751,703
NET ASSETS (G=C-F)				114,470,025,767		120,287,490,210
NET ASSETS/EQUITY						
Reserves	4701		120,824,489,226		120,751,797,181	
Accumulated Surplus/(Deficit)	4702		(6,354,463,459)		(464,306,971)	
TOTAL NET ASSETS/EQUITY				114,470,025,767		120,287,490,210

The accounting policies and notes to the accounts form an integral part of these Financial Statements.


OLARIKE. T. OLAYINKA (MRS) FCA, ACTI.
ACCOUNTANT-GENERAL/PERMANENT SECRETARY
EKITI STATE

EKITI STATE OF NIGERIA
CONSOLIDATED STATEMENT OF CASH FLOW
FOR THE YEAR ENDED 31ST DECEMBER, 2021
ACCRUAL STATEMENT NO. 3

	NOTES	2021	2020
		₦	₦
CASH FLOWS FROM OPERATING ACTIVITIES			
INFLOWS			
Government Share of FAAC	1	34,312,230,680	35,709,415,036
Government Share of VAT	2	19,408,317,729	13,345,338,512
Tax Revenue	3	7,286,993,720	6,596,044,781
Non-Tax Revenue	4	6,333,439,409	3,961,509,164
Aids & Grants	5	6,190,686,813	12,756,337,837
Other Revenue	6	3,947,347,001	351,747,936
Total Inflow from Operating Activities (A)		77,479,015,352	72,720,393,266
OUTFLOWS			
Employees Benefits	25	(20,550,031,759)	(14,684,573,951)
Allowances & Social Contribution	26	(237,000,000)	(72,000,000)
Social Benefits	27	(7,189,670,429)	(5,763,034,253)
Public Debt/Financial Charges	28	(7,444,054,037)	(4,172,324,769)
Overhead Cost	29	(16,005,700,679)	(14,785,902,804)
Subvention, Grants & Contribution	30	(8,376,560,134)	(12,244,486,445)
Non-Capital Cost	13	(5,806,477,938)	(2,747,317,720)
TOTAL OUTFLOW FROM OPERATING ACTIVITIES (B)		(65,609,494,976)	(54,469,639,942)
NET CASH FLOW FROM OPERATING ACTIVITIES (C=A-B)		11,869,520,376	18,250,753,324

	NOTES	2021	2020
		₦	₦
CASH FLOWS FROM INVESTING ACTIVITIES			
CAPITAL RECEIPTS			
PURCHASE/CONSTRUCTION OF ASSETS:			
Purchase/Construction of PPE	31	(34,675,109,468)	(27,216,206,004)
NET CASH FLOW FROM INVESTING ACTIVITIES		(34,675,109,468)	(27,216,206,004)
CASH FLOWS FROM FINANCING ACTIVITIES			
Proceeds from Foreign Loans	32	5,765,039,628	4,602,418,948
Proceeds from Domestic Loans	33	12,760,662,179	9,629,669,867
Foreign Loans Repayments	34	(1,250,778,445)	(894,296,333)
Domestic Loans Repayment	34	(2,899,980,568)	(3,265,576,935)
NET CASH FLOW FROM FINANCING ACTIVITIES		14,374,942,794	10,072,215,547
NET CASH FLOW FROM ALL ACTIVITIES		(8,430,646,298)	1,106,762,867
CASH & ITS EQUIVALENT AS AT 1ST OF JANUARY 2021		16,781,914,090	15,675,151,223
CASH & ITS EQUIVALENT AS AT 31ST DECEMBER, 2021	<i>Note I</i>	8,351,267,792	16,781,914,090

Note I:


Cash & Cash Equivalent as at 31/12/2021

N

Bank balances

8,351,267,792


The accounting policies and notes to the accounts form an integral part of these Financial Statements.


OLARIKE. T. OLAYINKA (MRS) FCA, ACTI.
ACCOUNTANT-GENERAL/PERMANENT SECRETARY
EKITI STATE

EKITI STATE OF NIGERIA
STATEMENT OF CHANGE IN NET ASSETS/EQUITY
FOR THE YEAR ENDED 31ST DECEMBER, 2021

	REVALUATION RESERVE	TRANSLATION RESERVE	ACCUMULATED SURPLUSES/DEFICITS	TOTAL
	₦	₦	₦	₦
Balance as at 31st December 2020	120,751,797,181		(464,306,971)	120,287,490,210
Increase in Advances Balance	72,692,045			72,692,045
Foreign Debt Differential				-
Increase in Bond Sinking Fund Account Balance				-
Net surplus/(deficit) for the Period			(5,890,156,488)	(5,890,156,488)
Balance as at 31st December, 2021	120,824,489,226	-	(6,354,463,459)	114,470,025,767

The accounting policies and notes to the accounts form an integral part of these Financial Statements.



OLARIKE. T. OLAYINKA (MRS) FCA, ACTI.
ACCOUNTANT-GENERAL/PERMANENT SECRETARY
EKITI STATE

EKITI STATE OF NIGERIA
STATEMENT OF COMPARISON OF BUDGET AND ACTUAL AMOUNT
FOR THE YEAR ENDED 31ST DECEMBER, 2021

	ACTUAL 2021	FINAL BUDGET 2021	ORIGINAL BUDGET 2021	VARIANCE ON FINAL BUDGET	PERFORMANCE
	₦	₦	₦	₦	₦
	A	B	C	D=B-A	A/B%
OPENING BALANCE (A)	16,781,914,090	11,835,900,000	-	4,946,014,090	
<u>RECEIPTS</u>				-	
<u>REVENUE</u>				-	
Government Share of FAAC	34,312,230,680	30,941,837,554	29,405,612,554	3,370,393,126	117
Government Share of VAT	19,408,317,729	19,145,955,493	12,621,073,302	262,362,235	154
Tax Revenue	7,286,993,720	7,574,674,012	5,833,312,012	(287,680,293)	125
Non-Tax Revenue	6,333,439,409	6,761,247,711	8,104,842,850	(427,808,303)	78
Aids & Grants	6,190,686,813	14,815,377,915	19,816,834,180	(8,624,691,102)	31
Other Revenue	3,947,347,001	500,000,000	11,835,900,000	3,447,347,001	33
SUB TOTAL (B)	77,479,015,352	79,739,092,685	87,617,574,898	(2,260,077,333)	88
				-	
RECEIPTS FROM LOAN				-	
Proceeds from Domestic Loan	12,760,662,179				
Proceeds from Foreign Loan	5,765,039,628	18,091,384,037	22,048,801,824		
SUB TOTAL (C)	18,525,701,807	18,091,384,037	22,048,801,824	434,317,770	102
TOTAL RECEIPTS (A+B+c)	112,786,631,249	109,666,376,722	109,666,376,722	3,120,254,527	103

	ACTUAL 2021	FINAL BUDGET 2021	ORIGINAL BUDGET 2021	VARIANCE ON FINAL BUDGET	PERFORMANCE
	₦	₦	₦	₦	₦
	A	B	C	D=B-A	A/B%
<u>PAYMENTS</u>					
Employees Benefits	20,550,031,759	18,100,973,792	18,003,281,985	(2,449,057,968)	114
Allowances & Social Contribution	237,000,000	220,225,931	145,648,232	(16,774,069)	108
Social Benefits	7,189,670,429	6,446,109,649	7,137,800,628	(743,560,780)	112
Overhead Cost	16,005,700,679	18,291,251,718	12,484,964,128	2,285,551,039	88
Subvention, Grants & Contribution	8,376,560,134	11,043,507,947	15,283,994,932	2,666,947,813	76
Non-Capital Cost	5,806,477,938				
Purchase/Contruction of Assets	34,675,109,468	45,697,073,657	43,165,308,906	5,215,486,251	88.59
Public Debt/Financial Charges	587,771,438	636,096,253		48,324,816	
Financial Charges	1,501,361,665	-		(1,501,361,665)	
Loan Interest charges	5,354,920,934				
Foreign Loans Repayments	1,250,778,445	9,231,137,775	4,947,500,077	(274,542,172)	14
Domestic Loans Repayment	2,899,980,568				
TOTAL PAYMENTS	104,435,363,467	109,666,376,722	101,168,498,889	5,231,013,255	95
NET RECEIPTS	8,351,267,782				

NOTE: The Statement of Comparison of Budget and Actual Amount above is prepared on Cash Basis in relation to Budget.


OLARIKE. T. OLAYINKA (MRS) FCA, ACTI.
ACCOUNTANT-GENERAL/PERMANENT SECRARY
EKITI STATE

NOTE 1: STATUTORY ALLOCATION (FAAC)

NOTE	DETAILS	SUPL. NOTE	₦	₦	REMARKS
1	GOVERNMENT SHARE OF FAAC (Statutory Revenue)				
	Net Share of Statutory Allocation from FAAC	1A	17,534,549,415		
	Add: Deduction at source for Loan Repayment	1B	14,126,881,058	31,661,430,473	
	Share of Statutory Allocation - Other Agencies	1C		2,344,270,151	
	Share of Statutory Allocation - Excess Crude Oil	1D		306,530,057	
	Total (GROSS) FAAC Allocation			34,312,230,680	

NOTE 2: VALUE ADDED TAX (VAT)

2	VALUE ADDED TAX	REF. NOTE			
	Share of Value Added Tax (VAT)	2A	19,408,317,729		
				19,408,317,729	

NOTE 3 : INTERNALY GENERATED REVENUE (IGR)

ECONOMIC CODE	DETAILS	ACTUAL 2021	FINAL BUDGET 2021	VARIANCE	SUPL. NOTE
		₦	₦	₦	
12	NOTE 3				
1201	TAX REVENUE				
1201	Personal Taxes:				
12010101	Pay AsYou Earn	5,880,018,522	6,358,637,987	(478,619,465)	
12010106	Development Levy	308,549,818	204,634,753	103,915,065	
12010110	Withholding Tax	574,106,660	573,781,747	324,913	
12010112	Direct Assessment	270,660,107	335,901,839	(65,241,732)	
12010113	Capital Gains Tax	3,161,530	183,231	2,978,299	
12010114	Tax Audit	121,876,358	70,995,894	50,880,464	
12020146	Pool Bettings	90,000	6,107,712	(6,017,712)	
12020487	Stamp Duties	128,530,724	24,430,848	104,099,876	
12020109	Other Services Taxes	-	-	-	
	TOTAL TAX REVENUE	7,286,993,720	7,574,674,012	(287,680,293)	NOTE 3
			-	-	
	SUPL.. NOTE 3		-	-	
1202	NON TAX REVENUE		-	-	
120201	Licenses General	288,791,000	128,172,392	160,618,608	
120204	Fees - General	3,512,908,414	3,572,967,215	(60,058,801)	
120205	Fines - General	806,950,810	1,309,140,907	(502,190,097)	
120206	Sales - General	462,154,081	596,724,406	(134,570,324)	
120207	Earnings - General	1,143,406,612	1,592,599,728	(449,193,116)	
120208	Rent On Government Buildings	2,199,180	6,023,063	(3,823,883)	
120209	Rent On Lands & Other General	117,013,811	55,600,000	61,413,811	
120211	Investment Income	15,500	20,000	(4,500)	
120212	Interest Earned	-	-	-	
	TOTAL NON-TAX REVENUE	6,333,439,409	7,261,247,711	(927,808,303)	NOTE 3
	TOTAL	13,620,433,128	14,835,921,723	(1,215,488,595)	

NOTE 5: AIDS AND GRANTS

S/NO	MDAs/DONORS	2021	FINAL BUDGET 2021	VARIANCE	2020	SUPL. NOTE
		₦	₦	₦	₦	
1	MINISTRY OF HEALTH (UNICEF)	22,498,300.00	-		16,944,803	
2	MINISTRY OF HEALTH (MALARIA)	-			15,000	
3	MINISTRY OF HEALTH (COVID-19)	20,812,205.47			-	
4	MINISTRY OF HEALTH (BASIC HEALTH PROVISION)	16,996,034.00			-	
5	MINISTRY OF HEALTH (SAFE 1M SOULS)	1,044,589,522.91	14,815,377,915.00		-	
6	PRIMARY HEALTH CARE DEVELOPMENT AGENCY (UNICEF)	124,586,672.00	-		51,687,820	
7	MDGs-CGS TO STATE TRACK (FEDERAL GOVERNMENT)	-			3,152,219	
8	SFTAS	3,441,320,000.00			7,430,000,000	
9	COVID & OTHER DONATIONS	-			703,577,914	NOTE 5
10	UBEC/SUBEB	1,519,884,078.86			4,550,960,081	
	TOTAL	6,190,686,813.24	14,815,377,915.00	(8,624,691,101.76)	12,756,337,837	

NOTE 6: OTHER REVENUE

S/NO	DETAILS	2021	FINAL BUDGET 2021	VARIANCE	2020	SUPL. NOTE
		₦	₦	₦	₦	
	OTHER REVENUE:					
1	EKSG SALARY REFUND	31,430,672.41	-		56,025,728.34	NOTE 6B
2	RENT INCOME	70,000,000.00			35,360,081.50	NOTE 6A
3	LAPTOP REPAYMENT	920,864.65				NOTE 6A
4	TSA SWEEPING	17,071,095.70			104,796,581.22	NOTE 6C
5	OJA-OBA PROCEEDS	508,110,000.00	500,000,000.00			
6	BAIL OUT REFUND BY JACC	86,505,337.82			94,369,459.44	NOTE 6B
7	MDAs' REFUND	1,029,011.52			-	
8	WEMA SHARE REFUND	152,094.22			242,187.30	NOTE 6B
9	PFMU (OTHER INCOME & GCC)	1,904,990,687.13			6,338,942.99	
11	TAX REFUND BY CONTRACTORS	877,274,259.51				
14	ECA DEDUCTIOND REFUND	449,862,977.95				
10	DIVIDENDS RECEIVED	-			54,857,142.90	
	TOTAL	3,947,347,000.91	500,000,000.00	-	351,990,123.69	

NOTE 7: EMPLOYEES BENEFITS

SOURCE: SUPPLEMENTARY NOTE 7A & 7B

S/NO	MONTH	TOTAL NUMBER CIVIL SERVANT	AMOUNT(₦)	TOTAL NUMBER SECONDARY	AMOUNT(₦)	TOTAL NUMBER POLITICAL	AMOUNT(₦)	TOTAL	AMOUNT(₦)
1	JANUARY	9994	769,976,202	8411	689,292,496	490	175,175,838	18895	1,634,444,536
2	FEBRUARY	9994	773,288,002	8819	709,368,370	531	162,182,901	19344	1,644,839,273
3	MARCH	10102	777,205,175	8796	762,849,844	536	157,796,857	19434	1,697,851,875
4	APRIL	10126	791,036,342	8797	707,870,528	538	151,324,407	19461	1,650,231,276
5	MAY	10150	756,283,326	8776	664,911,510	537	123,337,377	19463	1,544,532,213
6	JUNE	10158	742,444,508	8763	663,330,875	537	116,206,701	19458	1,521,982,083
7	JULY	10168	747,891,227	8751	668,832,831	535	110,393,729	19454	1,527,117,786
8	AUGUST	10146	736,310,204	8735	667,787,172	534	109,242,508	19415	1,513,339,884
9	SEPTEMBER	10128	798,874,539	8720	718,149,083	545	110,056,267	19393	1,627,079,889
10	OCTOBER	10054	769,434,231	8696	706,947,698	562	118,587,426	19312	1,594,969,354
11	NOVEMBER	10070	771,501,607	8697	706,770,647	556	114,129,844	19323	1,592,402,098
12	JULY 2018	10190	653,898,649	9219	670,629,484	567	28,983,700	19976	1,353,511,833
13	DECEMBER	10040	780,841,583	8678	705,705,184	555	144,611,636	19273	1,631,158,403
	TOTAL (A)		9,868,985,594		9,042,445,720		1,622,029,191		20,533,460,506

OTHERS:

CORPERS ALLOWANCE	36,393,732
REPATRIATION	5,646,097
LOCUM/INTERN	9,398,901.83
SALARY OF PAST POLITICAL OFFICE	275,017,171
TOTAL (B)	326,455,903
A+B	20,859,916,408

LESS: JULY 2018 ARREARS PAID	1,353,511,833
TOTAL SALARY DUE 2021	19,506,404,575

NOTE 8: SOCIAL CONTRIBUTIONS

S/NO	ADMIN CODE	MINISTRIES/DEPARTMENTS/AGENCIES	ACTUAL 2021	FINAL BUDGET 2021	VARIANCE	2020
1	22020650	5% CONTRIBUTION TO REDEEMABLE RETIREMENT FUND ACCOUNT	-	58,259,292.92	-	
2	22020649	ACTUARIAL VALUATION		38,327,698	38,327,698	
3	22020663	10% CONTRIBUTION TO RETIREMENT SAVINGS FUND ACCOUNT	156,000,000	123,638,939	(32,361,061)	142,594,253
		TOTAL	156,000,000	220,225,931	(75,016,681)	142,594,252.50

NOTE 9: SOCIAL BENEFITS

		ACTUAL			
CODE	DETAILS	2021	FINAL BUDGET 2021	VARIANCE	2020
		₦	₦	₦	₦
210301	PENSION	6,202,122,924	5,749,247,483	(3,327,499,183)	5,827,952,948
210301	GRATUITY	1,642,891,017	354,862,166	(1,465,459,934)	2,632,521,942
210301	PENSION/MAINTENANCE FOR PAST POLITICAL OFFICE HOLDERS (GOVS. & DEP. GOVS.)	340,052,445	342,000,000	(169,052,445)	-
	TOTAL	8,185,066,387	6,446,109,649	(4,962,011,562)	8,460,474,890

NOTE 10: OVERHEAD COST (BY SECTORS)

S/NO	ECONOMIC CODE	EXPENDITURE DETAILS	ACTUAL 2021	FINAL BUDGET 2021	VARIANCE
			₦	₦	₦
1	220201	TRAVEL & TRANSPORT- GENERAL	1,516,103,392	1,641,710,654	125,607,262
2	220202	UTILITIES-GENERAL	353,220,800	455,092,025	101,871,225
3	220203	MATERIALS & SUPPLIES-GENERAL	437,839,875	487,996,319	50,156,443
4	220204	MAINTENANCE SERVICES-GENERAL	724,795,604	833,530,980	108,735,376
5	220205	TRAINING GENERAL	293,637,250	406,637,592	113,000,342
6	220206	OTHER SERVICES- GENERAL	8,867,324,836	9,665,643,996	798,319,160
7	220207	CONSULTING & PROFESSIONAL SERVICES- GENERAL	219,149,169	183,311,521	(35,837,648)
8	220208	FUEL & LUBRICANTS- GENERAL	457,298,700	373,234,080	(84,064,620)
9	220209	FINANCIAL CHARGES- GENERAL	5,554,000	-	(5,554,000)
10	220210	MISCELLANEOUS EXPENSES GENERAL	3,130,777,052	4,244,094,551	1,113,317,499
		TOTAL	16,005,700,679	18,291,251,718	2,285,551,039

NOTE 11: SUBVENTION/GRANTS TO TERTIARY INSTITUTIONS AND PARASTATALS

S/NO	ECONOMIC CODE	EXPENDITURE DETAILS	ACTUAL 2021	FINAL BUDGET 2021	VARIANCE	SUPL. NOTE
			₦	₦	₦	
1	220401	GRANTS TO PARASTATALS	8,376,560,133	11,043,507,947	2,666,947,814	11
		TOTAL	8,376,560,133	11,043,507,947	2,666,947,814	

NOTE 12: DEPRECIATION

	REFERENCE NOTE	12A	
S/NO	DETAILS	2021	2020
		₦	₦
1	BUILDING	4,470,842,706	3,781,923,536
2	INFRASTRUCTURE	9,151,147,160	6,079,971,129
3	PLANT AND MACHINERY	274,147,571	221,801,978
4	TRANSPORTATION EQUIPMENT	1,355,672,500	1,076,073,020
5	OFFICE EQUIPMENT	1,400,542,962	788,980,474
6	FURNITURES AND FITTINGS	517,260,663	453,991,024
7	Investment Property	719,292,500	719,292,500
	TOTAL	17,888,906,061	13,122,033,661

NOTE 13: NON-CAPITAL COST

SUPPL. NO				
		2021	FINAL BUDGET 2021	VARIANCE
		₦	₦	₦
13A	Non-Capital Cost	5,330,334,276	14,710,564,370	9,380,230,094
13B	Projects Finaced by grants	476,143,662		
	TOTAL	5,806,477,938	14,710,564,370	9,380,230,094

NOTE 14: PUBLIC DEBT/FINANCE CHARGES

		ACTUAL	FINAL BUDGET		
CODE	DETAILS	2021	2021	VARIANCE	2020
		₦	₦	₦	₦
22020647	SETTLEMENTS OF DEBTS	587,771,448	636,096,253	48,324,806	-
22020901	FINANCIAL CHARGES	1,501,361,665		(1,501,361,665)	351,882,468
	TOTAL	2,089,135,134	636,096,253	(1,453,038,880)	351,882,468

		ACTUAL	FINAL BUDGET		
CODE	DETAILS	2021	2021	VARIANCE	2020
		₦	₦	₦	₦
220602	DOMESTIC LOAN INTEREST CHARGES	5,009,354,434			3,314,790,838
220601	FOREIGN LOAN INTEREST CHARGES	345,566,500			505,651,463
	TOTAL (A)	5,354,920,934			3,820,442,301
			9,231,137,775		
22060101	Foreign Loan Repayment	1,250,778,445			
22060201	Domestic Loan Repayment	2,899,980,568			
	TOTAL (B)	4,150,759,013		-	
	GRAND TOTAL (A+B)	9,505,679,947	9,231,137,775	(274,542,172)	4,172,324,769

NOTE 15: RECONCILED ACCOUNTANT-GENERAL'S CASH BOOK BALANCE AS AT 31/12/2021

S/NO	BANKS	CLOSING BALANCES
1	Access CAPITAL 1	206,093,577
2	ACCESS E- PAYROLL MDAS	5,664,407
3	ACCESS E- PAYROLL PENSION	719,502
4	ACCESS TSA SWEEPING	89,137,867
5	ACCESS CSS	3,147,987
6	ACCESS IGR	-
7	ACCESS FAAC	48,594,809
8	DIAMMOND/ ACCESS IGR	-
9	ACCESS COVID-19	-
10	ACCESS HEALTH INTERVENTION	282,964,052
11	ECO CAPITAL	419,863
12	ECO COVID-19	-
13	FCMB IGR	-
14	FIRST BANK ECOLOGICAL FUND	75,423,286
15	GTB IGR	-
16	HERITAGE IGR	1,578,769,561
17	KEYSTONE IGR	83,797
18	POLARIS CRF	-
19	PROVIDUS RESERVE	269,732
20	STANBIC CAPITAL	19,262
21	STANBIC IGR	-
22	SERLING RESERVE FUND	54,405,227
23	STERLING CSS	70,249,756
24	STERLING TSA RESERVE	18,098,141
25	STERLING SEVERANCE	4,048,821
26	STERLING IGR EXPENDITURE	133,446

S/NO	BANKS	CLOSING BALANCES
27	STERLING VAT	499,841,444
28	STERLING COVID-19	
29	STERLING CACS REPAYMENT	72,339,259
30	STERLING CACS 2	218,799,561
31	STERLING CAPITAL	556,231,282
32	STERLING OJA-OBA	49,959,877
33	UBA CAPITAL	5,679,204
34	UBA FURNITURE ALLOWANCE	5,364,592
35	UBA IGR EXPENDITURE	(152)
36	UBA COVID - 19 PANDEMIC	350
37	UNION CAPITAL	64,902
38	UNION LAPTOP REPAYMENT	30,594
39	UNION IGR EXPENDITURE	-
40	UNITY CAPITAL	-
41	UNITY UNSERVICEABLE VEHICLES	-
42	UNITY RESERVE	-
43	UNITY IGR EXPENDITURE	1,261,214
44	UNITY COVID 19	3
45	WEMA EKSG REMMITTANCE	87,843
46	WEMA DIVIDEND	
47	WEMA INTEREST	403,915
48	WEMA PROCEED FROM SHARES	350,726
49	WEMA OJA-OBA MODERN MARKET	1,904
50	WEMA UNICEF GCC	1,905
51	WEMA IGR	-
52	WEMA SFTAS	-
53	WEMA COVID -19	-
54	ZENITH IGR EXPENDITURE	1,616,439

S/NO	BANKS	CLOSING BALANCES
55	ZENITH CRF	78,613,740
	TOTAL	3,928,891,695

DOLLAR ACCOUNT

S/NO	BANK	AMOUNT (\$)
1	WEMA COVID-19 DOLLAR	100
	TOTAL (B) NAIRA VALUE 100 *N412.99	41,299

EKSG IGR COLLECTION ACCOUNT BALANCES AS AT 30TH JUNE, 2021.

S/N	ACCOUNT NAME	BANK BALANCES
1	PAYDIRECT	-
2	REMITTA	-
3	E-TRANSACT	-
4	EKSG PAYDIRECT ACCT WHT/ STAMP DUTY	129,303,037.65
5	COMMUNITY DEVELOPMENT	99,842,837.40
6	DRV LICENCE	337,500.00
7	REVENUE E-PAY ACCOUNT	3,123,225.98
8	EKSG CONSOLIDATED IGR ACCOUNT	22,049,279.79
9	EKSG CONSOLIDATED IGR ACCOUNT	59,327,583.31

S/NO	BANKS	CLOSING BALANCES
10	EKSG IGR COLLECTION ACCOUNT	-
11	LEGAL FEE	258,931.21
12	TRAFFIC OFFENCE	-
13	EKS IGR COLLECTION ACCOUNT	943,034.96
14	EKSG IGR ACCOUNT	-
15	EKSG REVENUE ACCOUNT	8,909,850.00
16	EKSG REVENUE ACCOUNT	15,980,689.52
17	EKSG INSURANCE COMM.	39.39
18	EKSG IGR CONSUL ACCT	-
19	EKSG COMM ACCT	-
20	EKSG CONS REV ACCOUNT	176,739.65
21	EKSGIGR CENTRAL REMIT ACCOUNT	3,685,238.29
22	EKSG IGR DISTRI ACCT	7,678,946.91
23	EKSG GOVT. CONS. IGR	7,282,905.72
24	EKSG IGR E-PAY ACCOUNT	1.00
25	EKSG IGR REMITTANCE	312,416.23
26	EKSG OKADA FEES	87.06
27	EKSG TRYCIRCLE/AKOTO	126.00
28	EKSG TIPPER	958.25
29	EKSG TAXI & BUS FEES	511,446.25
30	AUTOREG	3,418,900.00
31	EKSG VEHICLE REG	45,670.88
32	EKSG ONLINE AUTO VEHICLE REG.	-
33	EKSG IGR PAYDIRECT	23,735,388.11
34	EKITI IGR LEAD BANK REMITTANCE	-

S/NO	BANKS	CLOSING BALANCES
35	EKSG IGR ACCOUNT	-
36	EKSG IGR REMITTANCE	1.00
37	EKSG CON. ACCOUNT	14,988,837.39
38	EKSG PLATE NUMBER	6,300.00
39	FIRST BANK EKSG IGR CONSOLIDATED ACCOUNT	31,532,916.53
	TOTAL	433,452,888.48

RECONCILED CASH BOOK BALANCES OF MDAs AS AT 31/12/2021

S/NO	BANK	AMOUNT (₦)
1	EDUCATION TRUST FUND	15,205,745
2	SUSTAINABLE DEVELOPMENT GOALS OFFICE	560,006
3	PROJECT FUND MANAGEMENT UNIT	1,557,685,836
4	MINISTRY OF HEALTH (WORLD BANK ASSISTED PROJECT) SAFE 1M LIVES	862,537,563
5	UNICEF (MINISTRY OF HEALTH (WORLD BANK ASSISTED))	425,861
6	MALARIA FUND (MINISTRY OF HEALTH)	22,596,047
7	MINISTRY OF HEALTH (COVID-19)	12,525,776
8	BASIC HEALTH CARE PROVISION (MINISTRY OF HEALTH)	2,138,768
9	PRIMARY HEALTH CARE DEVELOPMENT AGENCY	20,182,996
10	UBEC/SUBEB	1,495,023,312
	TOTAL [D]	3,988,881,909
	TOTAL CASH BOOK BALANCES (A+B+C+D)	8,351,267,792

NOTE: The Closing Rate of dollar to naira was N409.66 as at 31st December, 2021

NOTE 16: RECEIVABLES

S/NO	BANK	AS AT 31/12/2021	AS AT 31/12/2020	SUPPL. NOTE
		₦	₦	16
1	WEMA SHARES	47,164,307	47,316,401	
2	ADVANCES	4,496,421,476	4,510,234,766	
4	NUWSRP- 3 Receivables <i>(41,112,500.01*4 months)</i>	164,450,000	164,450,000	
	TOTAL RECEIVABLE	4,708,035,783	4,722,001,167	

NOTE 17: FINANCIAL ASSETS

S/NO	DETAILS	ACTUAL 2021	AS AT 31/12/2020
		₦	₦
1	IKUN EKITI DIARY FARM & PRODUCTIONS	988,244,342	988,244,342
2	IRE CLAY PRODUCTS LTD	267,000,000	267,000,000
	TOTAL	1,255,244,342	1,255,244,342

NOTE 17B: INVESTMENT PROPERTY @ COST

S/NO	DETAILS	AMOUNT	ACC. DEPRECIATION	NBV
		₦		
1	EKITI HOUSE, WUSE ABUJA	8,870,000,000		
2	FOUNTAIN COURT, OJU OLOBUN, LAGOS	2,621,000,000		
3	ARCHBISHOP ADETILOYE ABIODUN HALL	168,000,000	2,157,877,500	
4	FOUNTAIN HOTEL, ADO-EKITI	151,650,000		
5	IKOGOSI WARM SPRING RESORT	503,200,000		
6	EKITI STATE PAVILLION	2,072,000,000		
	TOTAL	14,385,850,000	2,157,877,500	12,227,972,500

FINANCIAL STATEMENTS FOR THE YEAR ENDED 31ST DECEMBER, 2021

NOTE 18: BOND SINKING FUND ACCOUNT

	DETAILS	AMOUNT	AMOUNT	TOTAL
		₦	₦	₦
	INFLOWS:			
	ISPO		4,914,909,343	
	Receipt from State Government		22,164,056	
	TOTAL INFLOW			4,937,073,399
	OUTFLOWS:			
	Payment to Bond Holders		3,020,458,810	
	Refund to State Government		439,470,613	
	Consultants Fee		-	
	Registrars Fees		-	
	Management Fees		9,489,970	
	Trusteeship Fees		16,125,000	
	Reimbursable Fees		-	
	Bank Charges and Courier		3,913	
	Secretariat fee		11,907,050	
	TOTAL OUTFLOW	-		3,497,455,356
	BALANCE	-	-	1,439,618,043

ADJUSTMENT NOTE

	Balance as at 01/01/2021	519,977		
	Recovery	(519,977)		
	Net inflow	1,439,618,043		
	Balance as at 31/12/2021	1,439,618,043		

NOTE 19: PROPERTY, PLANT & EQUIPMENT

				SUPPL. NOTE
S/NO	DETAILS	2021	2020	
		₦	₦	
1	LAND	2,983,652,573	2,483,652,573	NOTE 19
2	BUILDING	61,168,715,096	51,861,174,415	NOTE 19
3	INFRASTRUCTURE	148,346,096,227	96,073,722,761	NOTE 19
4	PLANT AND MACHINERY	1,648,397,247	1,399,088,894	NOTE 19
5	TRANSPORTATION EQUIPMENT	1,796,255,669	1,753,930,768	NOTE 19
6	OFFICE EQUIPMENT	2,243,433,075	1,197,726,086	NOTE 19
7	FURNITURES AND FITTINGS	611,123,877	812,036,349	NOTE 19
	TOTAL	218,797,673,764.10	155,581,331,845.94	

NOTE 20: INVESTMENT PROPERTY

		20A		
S/NO	DETAILS	2021	2020	NOTE
		₦	₦	
1	BUILDING	12,227,972,500	12,947,265,000	18

NOTE 21: SCHEDULE OF FIXED ASSETS (WORK IN PROGRESS)

S/NO	MDAs	CLASSIFICATION	DETAILS	AMOUNT	TOTAL
	BAL BF			51,828,508,458.00	51,828,508,458.00
	MINISTRY OF AGRICULTURE	BIOLOGICAL/AGRICULTURAL ASSETS	Land clearing for agricultural purposes	17,772,964,978	17,772,964,978
	Ministry of works	INFRASTRUCTURE	construction of Airfield Pavement in Ekiti State Airport	2,878,305,475	
		„	construction of Airfield Pavement in Ekiti State Airport	2,158,729,107	
		„	Rehabilitation of Ado-Iworoko- Ifaki dualization road	1,080,627,876	6,117,662,458
		Less:	WIP FINALISED TO PPE	(51,828,508,458)	(51,828,508,458)
			GRAND TOTAL		23,890,627,436

NOTE 22: PAYABLES

S/NO	DETAILS	31-12-21	31-12-20
		₦	₦
1	Salaries and other staff claims	4,021,971,739	4,977,800,451
2	Pension & Gratuity	14,798,162,674	14,628,272,663
3	Judgement Debt	511,763,650	829,382,226
4	Contractors Arrears	1,415,833,079	1,809,388,742
	TOTAL	20,747,731,142	22,244,844,083

NOTE 23: CURRENT PORTION OF BORROWINGS

S/NO	DETAILS	31-12-21	31-12-20
		₦	₦
1	DOMECTIC LOAN	6,843,164,320	10,353,908,001
2	FOREGN LOAN	1,700,017,239	1,200,000,000
	TOTAL	8,543,181,558	11,553,908,001

NOTE 24: LONG TERM BORROWINGS

S/NO	DETAILS	31-12-21	31-12-20
		₦	₦
1	DOMECTIC LOAN	78,801,371,523	51,597,119,531
2	FOREGN LOAN	48,108,129,669	37,952,880,088
	TOTAL	126,909,501,193	89,549,999,619

NOTE 25: EMPLOYEES BENEFITS (ACTUAL CASH PAYMENT)

S/N	ADMINISTRATIVE Code	MINISTRY DEPARTMENT AND AGENCY	FINAL BUDGET	PERSONNEL COST	VARIANCE
1	011100100100	Government House And Protocol	159,229,580.58	157,290,902	1,938,678
2	011100100200	Deputy Governor's Office	44,908,397.00	44,861,065	47,332
3	011100300100	Ekiti State Boundary Commission	11,483,398.96	10,087,025	1,396,374
4	011100300200	Boundary Technical Committee	-		-
5	011100400100	Ekiti State Sustainable Development Goal	18,057,133.88	16,724,632	1,332,502
6	011100500100	Ekiti State Micro Finance And Enterprise Development Agency	32,304,970.95	31,205,485	1,099,486
7	011100500200	Ekiti State Enterprise Development Agency	-		-
8	011100600100	Ekiti State Emergency Management Agency	14,428,392.11	14,188,808	239,584
9	011100600200	Control Monitoring And Disaster Site	-		-
10	011100700100	Ekiti State Bureau Of Public Procurement	37,384,039.86	36,568,711	815,328
11	011102100100	Ekiti State Liaison Office Abuja	13,440,749.00	13,518,430	(77,681)
12	011102100500	Ekiti State Liaison Office Lagos	14,821,236.82	14,710,270	110,967
13	011102100600	Ekiti State Liaison Office Akure	-		-
14	011103300100	Ekiti State Aid Control Agency	-		-
15	011101000100	Office Of Transformation And Strategy	14,638,783.84	14,452,515	186,269
16	011101000200	Civil Service Transformation	-		-
17	011113200100	Inter-Governmental And Integration Affairs		276,284	(276,284)
18	011111300100	Ekiti State Pension Commission	22,961,491.00	22,378,491	583,000
19	011111300200	Pension Transition Arrangement Department	30,163,005.76	28,710,375	1,452,631

S/N	ADMINISTRATIVE Code	MINISTRY DEPARTMENT AND AGENCY	FINAL BUDGET	PERSONNEL COST	VARIANCE
20	011103500200	PENSION DEPARTMENT	-		-
21	011103700100	Muslim Pilgrim Board	7,916,988.56	7,730,254	186,735
22	011103800100	Christian Pilgrim Board	15,591,666.03	13,267,048	2,324,618
23	011111200100	General Adminsitration Department	116,353,364.37	114,980,063	1,373,301
24	016101300200	Political And Economic Affairs	1,198,616,652.27	1,661,790,481	(463,173,829)
25	016101700100	Cabinet And Special Services	34,029,358.82	33,746,607	282,752
26	011200100100	Ekiti State House Of Assembly	558,196,149.03	533,529,418	24,666,731
27	011200200100	House Of Assembly Service Commission	-		-
28	012300100100	Ministry Of Information And Value Orientation	100,736,512.09	100,220,318	516,194
29	012300300100	Broadcasting Service Of Ekiti State	190,956,153.29	190,377,903	578,250
30	012500600100	Office Of Establishment And Service Matters	72,277,780.09	69,018,539	3,259,241
31	012500700100	Office Of Capacity Development And Reform	17,295,464.04	17,642,394	(346,929)
32	014000100100	Ekiti State Auditor General Office	84,687,857.61	83,820,724	867,133
33	014000200100	Local Government Auditor General Office	37,442,687.40	37,454,173	(11,486)
34	014700100100	Ekiti State Civil Service Commission	54,660,746.12	53,298,002	1,362,744
35	014800100100	Ekiti State Independence Electoral Commission	83,519,302.48	83,804,404	(285,101)
		TOTAL ADMINISTRATION SECTOR	2,986,101,862	3,405,653,320	(419,551,458)
			-		

S/N	ADMINISTRATIVE Code	MINISTRY DEPARTMENT AND AGENCY	FINAL BUDGET	PERSONNEL COST	VARIANCE
	020000000000	ECONOMIC SECTOR	-		-
36	021500100100	Ministry Of Agriculture And Food Security	469,755,440.85	463,806,150	5,949,291
37	021510200100	Agricultural Development Programme	150,446,307.54	160,943,418	(10,497,111)
38	021510900100	Ekiti State Forestry Commission	71,392,907.42	70,430,887	962,020
39	021511000100	Fountain Marketing Agricultural Agency	18,587,183.40	22,755,519	(4,168,336)
40	021511500100	Monitoring And Task Force On Forestry Activities	-		-
41	021511600100	Fadama Project	-		-
42	021511700100	Directorate Of Farm Settlement And Peasant Farmer Devt.	-	20,552,631	(20,552,631)
43	021511800100	Ekiti State Rural Access And Agricultural Marketing Project (Raamp)	-		-
44	022000100100	Ministry of Finance	80,641,090.49	80,297,416	343,675
45	022000700100	Office Of The Accountant General	150,279,319.41	157,720,905	(7,441,585)
46	21010106	REPATRIATION	5,930,063.46		
47	21010107	LOCUM/INTERN	20,947,032.71		
48	21010108	LEAVE BONUS	27,033,907.05		
49	022000701100	Central Internal Audit	14,824,637.83	14,295,679	528,958
50	022000800100	Ekiti State Board Of Internal Revenue Service	156,752,554.90	189,379,369	(32,626,814)
51	022000800200	Signage And Advertisement Agency	10,302,578.80	9,609,268	693,310
52	022200100100	Ministry Of Investment, Trade And Innovations	168,589,271.84	184,923,087	(16,333,815)
53	022700100100	Bureau Of Employment, Labour And Productivity	13,282,082.00	12,879,281	402,801
54	022700700100	Job Creation And Employment Agency	12,720,517.09	12,270,937	449,580
55	022800100100	Bureau Of Information, Communication And Technology (ICT)	24,551,558.36	24,609,847	(58,288)
56	023100100100	Ekiti State Electricity Board	78,338,290.15	79,113,951	(775,661)
57	023300100100	Ekiti State Mineral Resources Development Agency	11,449,735.72	11,103,897	345,839

S/N	ADMINISTRATIVE Code	MINISTRY DEPARTMENT AND AGENCY	FINAL BUDGET	PERSONNEL COST	VARIANCE
58	023305100100	Mineral Resources And Environmental Committee	-	365,037	(365,037)
59	023400100100	Ministry Of Works And Transportation	287,384,152.00	311,259,577	(23,875,425)
60	023400100200	Planning Reseach And Statistics	-		-
61	023400100300	Ekiti State Traffic Management Agency	12,054,231.00	11,098,960	955,271
62	023400100400	Ekiti State Public Works Corporation	23,997,512.89	23,062,731	934,782
63	023400100500	Department Of Public Transportation	-		-
64	023600100100	Ministry Of Arts, Culture And Tourism Development	59,533,532.08	58,853,495	680,037
65	023800100100	Ministry Of Budget And Planning	80,874,074.92	77,606,266	3,267,809
66	023800200100	State Bureau Of Statistics	28,111,289.97	33,574,595	(5,463,305)
67	025000100100	Fiscal Responsibility Commission	14,610,499.68	12,388,170	2,222,330
68	025000100200	Monitoring And Evaluation (Fiscal Respeonsibility Commission)	-		-
69	025200100100	Ekiti State Water Cooperation	324,218,057.73	323,528,254	689,804
70	025200100200	State Rural Water Supply And Sanitation Agency	38,397,320.24	37,651,202	746,118
71	025300000000	Ministry Of Housing And Urban Development	60,221,166.70	69,320,541	(9,099,374)
72	025301000100	Ekiti State Housing Corporation	91,750,030.66	88,472,311	3,277,719
73	026000100100	Bureau Of Lands	32,777,140.56	31,058,372	1,718,768

S/N	ADMINISTRATIVE Code	MINISTRY DEPARTMENT AND AGENCY	FINAL BUDGET	PERSONNEL COST	VARIANCE
74	026000100200	Office Of Surveyor General	31,123,779.75	30,140,679	983,100
75	026000100300	Control Monitoring And Fild Charting	-		-
76	026000100400	Urban Renewal Agency	12,011,283.74	12,146,175	(134,891)
77	026100100100	Ministry Of Infrastructure And Public Utilities	65,953,327.70	62,612,876	3,340,452
78	026100100200	Ekiti State Fire Services	-	25,505,219	(25,505,219)
79	026100100300	Transmission Company Of Nigeria Projects (TCN)	-		-
		Ministry Of Arts, Culture And Tourism Development		32,978,811	
		TOTAL ECONOMIC SECTOR	2,648,841,879	2,756,315,512	(107,473,634)
			-		
	030000000000	LAW & JUSTICE SECTOR	-		-
80	031800100100	The Judiciary	-		-
81	031801100100	Ekiti State Judicial Service Commission	-		-
82	032600100100	Ministry Of Justice	180,598,746.78	221,609,904	(41,011,158)
83	032600100100	Ekiti State Citizen's Right	-		-
84	032600100300	Office Of Public Defender	7,780,873.00	6,841,148	939,725
85	032600100300	Ekiti State Law Reform Commission	-		-
		TOTAL LAW & JUSTICE SECTOR	188,379,620	228,451,052	(40,071,433)
			-		
	040000000000	REGIONAL SECTOR	-		-
86	045102100100	Ministry Of Regionaland Special Duties	10,979,240.48	10,947,139	32,102
87	045102100200	Serve EKS Steering Committee	-		-
88	045102100300	Serve EKS	-		-
89	045102100400	Subvention To Dawn Commission	-		-
		TOTAL REGIONAL SECTOR	10,979,240	10,947,139	32,102
			-		
	050000000000	SOCIAL SECTOR	-		-

S/N	ADMINISTRATIVE Code	MINISTRY DEPARTMENT AND AGENCY	FINAL BUDGET	PERSONNEL COST	VARIANCE
90	051300100100	Ministry Of Youth And Sport Development	17,679,984.95	20,239,610	(2,559,625)
91	051305200100	Ekiti State Sport Council	68,956,682.90	67,522,117	1,434,566
92	051305300100	Ekiti State Office Of Disability	10,326,314.80	9,107,178	1,219,137
93	051400100100	Ministry Of Women Affairs, Gender Empowerment And Social Welfare	80,821,932.42	90,449,229	(9,627,296)
94	051700100100	Ministry Of Education, Science And Technology	513,115,344.74	552,377,210	(39,261,865)
95	051700100400	Ekiti State Library Board	16,732,627.88	17,885,292	(1,152,664)
96	051700100500	Education Trust Funds	15,899,330.41	16,694,439	(795,109)

S/N	ADMINISTRATIVE Code	MINISTRY DEPARTMENT AND AGENCY	FINAL BUDGET	PERSONNEL COST	VARIANCE
97	51701000600	State Universal Basic Education Board	323,430,718.08	339,085,825	(15,655,107)
98	051700100600	Subeb Staff Housing Loans Board	-		-
99	051701000100	Agency For Adult And Non Formal Education	45,995,887.12	40,816,542	5,179,345
100	051702600100	School Of Agriculture And Enterprise Agency	7,528,499.30	7,097,412	431,087
101	051705300100	Ekiti State Board For Technical And Vocational Education	84,416,023.36	130,289,182	(45,873,159)
102	051705400100	Ekiti State Scholarship Board	11,345,397.48	10,594,541	750,857
103	051705500100	Ekiti State Teaching Service Commission	8,121,134,514.46	9,181,073,472	(1,059,938,958)
104	052100100100	Ministry Of Health And Human Services	297,508,684.31	313,306,125	(15,797,441)
105	052100200100	Ekiti State Health Insurance Scheme	30,018,187.48	29,323,606	694,582
106	051705600200	Secondary Schools Non-Teaching Staff (TSC)	138,064,362.78		
107	052100200200	Ekiti State Health Insurance Scheme Committee Members	-		-
108	052100300100	Primary Healthcare Development	66,353,692.44	63,819,901	2,533,792
109	052110200100	Hospital Management Board	2,194,071,396.18	2,992,625,874	(798,554,478)
110	052110300100	Medical Mission	-		-
111	052110400100	Central Medical Stores	21,684,855.17	19,473,202	2,211,653
112	053500100100	Ministry Of Environment	90,469,340.46	106,236,347	(15,767,006)
113	053500100200	Monthly Sanitation Exercise	-		-
114	053501600100	State Environmental Protection Agency	17,604,881.51	17,405,102	199,779
115	053505300100	Ekiti State Waste Management Board	26,569,854.39	25,993,717	576,138
116	055100100100	Ministry Of Local Government Affairs	38,418,926.06	52,260,886	(13,841,960)
117	055100200100	Bureau Of Chieftaincy Affairs	20,099,597.32	20,027,328	72,270
118	055100300100	Bureau Of Rural And Community Development	8,424,152.65	8,336,785	87,368
119		UNSPECIFIED		52,561	

S/N	ADMINISTRATIVE Code	MINISTRY DEPARTMENT AND AGENCY	FINAL BUDGET	PERSONNEL COST	VARIANCE
		TOTAL SOCIAL SECTOR	12,266,671,189	14,132,093,482	(1,865,422,293)
			-		-
		SUMMARY OF PERSONNEL COST ON SECTOR	-		-
	A	ADMINISTRATION SECTOR	2,986,101,862	3,405,653,320	(419,551,458)
	B	ECONOMIC SECTOR	2,648,841,879	2,756,315,512	(107,473,634)
	C	LAW AND JUSTICE SECTOR	188,379,620	228,451,052	(40,071,433)
	D	REGIONAL SECTOR	10,979,240	10,947,139	32,102
	E	SOCIAL SECTOR	12,266,671,189	14,132,093,482	(1,865,422,293)
		TOTAL (A)	18,100,973,790	20,533,460,506	(2,432,486,716)
		CORPERS ALLOWANCE		36,393,732	
		REPATRIATION		5,646,097	
		LOCUM/INTERN		9,398,901.83	
		SALARY OF PAST POLITICAL OFFICE		275,017,171	
		TOTAL (B)		326,455,902.60	
		GRAND TOTAL OF CASH (A+B)		20,859,916,408.24	

NOTE 26: ALLOWANCES & SOCIAL CONTRIBUTION (ACTUAL CASH PAYMENT)

S/NO	ADMIN CODE	MINISTRIES/DEPARTMENTS/AGENCIES	ACTUAL 2021	FINAL BUDGET	VARIANCE
1		5% CONTRIBUTION TO REDEEMABLE RETIREMENT FUND ACCOUNT	-	58,259,293	-
2		ACTUARIAL VALUATION	-	38,327,698	
2		10% CONTRIBUTION TO RETIREMENT SAVINGS FUND ACCOUNT	237,000,000	123,638,939	(113,361,061)
		TOTAL	237,000,000	220,225,931	38,987,965

NOTE 27: SOCIAL BENEFITS (ACTUAL CASH PAYMENT)

CODE	DETAILS	ACTUAL 2021	FINAL BUDGET 2021	VARIANCE	2020
		₦		₦	₦
210301	PENSION	6,160,159,348	5,749,247,483	(410,911,865)	5,617,531,054
210301	GRATUITY	689,458,636	354,862,166	(334,596,469)	145,503,199
210301	PENSION/MAINTENANCE FOR PAST POLITICAL OFFICE HOLDERS (GOVS. & DEP. GOVS.)	340,052,445	342,000,000	1,947,555	-
	TOTAL	7,189,670,428	6,446,109,649	(743,560,779)	5,763,034,253

NOTE 28: PUBLIC DEBT/FINANCIAL CHARGES (ACTUAL CASH PAYMENT)

		ACTUAL 2021	FINAL BUDGET 2021		2020
CODE	DETAILS				
		₦	₦	₦	₦
22020647	SETTLEMENTS OF DEBTS	587,771,447.50	636,096,253	-	-
22020901	FINANCIAL CHARGES	1,501,361,655	-	171,925,755	351,882,468
220602	DOMESTIC LOAN INTEREST CHARGES	5,009,354,434	9,231,137,775		3,314,790,838
220601	FOREIGN LOAN INTEREST CHARGES	345,566,500			505,651,463
	TOTAL	7,444,054,036	9,867,234,028	171,925,755	4,172,324,769

NOTE 29: OVERHEAD COST (BY SECTORS)

S/NO	C CODE	EXPENDITURE DETAILS	ACTUAL 2021	FINAL BUDGET 2021	VARIANCE
			₦	₦	₦
1	220201	TRAVEL & TRANSPORT- GENERAL	1,516,103,392	1,641,710,654	125,607,262
2	220202	UTILITIES-GENERAL	353,220,800	455,092,025	101,871,225
3	220203	MATERIALS & SUPPLIES-GENERAL	437,839,875	487,996,319	50,156,443
4	220204	MAINTENANCE SERVICES-GENERAL	724,795,604	833,530,980	108,735,376
5	220205	TRAINING GENERAL	293,637,250	406,637,592	113,000,342
6	220206	OTHER SERVICES- GENERAL	8,867,324,836	9,665,643,996	798,319,160
7	220207	CONSULTING & PROFESSIONAL SERVICES-GENERAL	219,149,169	183,311,521	(35,837,648)
8	220208	FUEL & LUBRICANTS- GENERAL	457,298,700	373,234,080	(84,064,620)
9	220209	FINANCIAL CHARGES- GENERAL	5,554,000	-	(5,554,000)
10	220210	MISCELLANEOUS EXPENSES GENERAL	3,130,777,052	4,244,094,551	1,113,317,499
		TOTAL	16,005,700,679	18,291,251,718	2,285,551,039

NOTE 11: SUBVENTION/GRANTS TO TERTIARY INSTITUTIONS AND PARASTATALS

S/NO	ECONOMIC CODE	EXPENDITURE DETAILS	ACTUAL 2021	FINAL BUDGET 2021	VARIANCE
			₦	₦	₦
1	220401	GRANTS TO PARASTATALS	8,376,560,133	11,043,507,947	2,666,947,814
		TOTAL	8,376,560,133	11,043,507,947	2,666,947,814

NOTE 31: PURCHASE/CONSTRUCTION OF ASSETS

S/N	Code	Description	FINAL BUDGET	ACTUAL 2021	VARIANCE
1	010000000000	Administration Sector		-	
2	011100000000	Governor's Office		-	-
3	011100100100	Government House And Protocol	144,000,000	116,440,200	27,559,800
4	011100100200	Deputy Governor's Office	15,000,000	-	15,000,000
5	011100200100	Special Adviser On Investment		-	-
6	011100200200	Special Adviser To The Governor On Federal Matters		-	-
7	011100200300	Special Adviser On Allied Matters		-	-
8	011100200400	Special Adviser On Tertiary Institutions		-	-
9	011100200500	Special Adviser Trade, Investment And Innovations		-	-
10	011100200600	Senior Sepcial Adviser Policy, Startegy And Speeches		-	-
11	011100200700	Specail Adviser Gobvornor Office		-	-
12	011100200800	Special Adviser Communication And Strategy		-	-
13	011100200900	Special Adviser Policy And Documentation		-	-
14	011100201000	Special Adviser Mobilization, Urban And Rural		-	-
15	011100201100	Special Adviser NGO		-	-
16	011100201200	Special Assistant Protocol		-	-
17	011100201300	Senior Special Assistant National Assembly		-	-
18	011100201400	Special Adviser Developmentg Matters		-	-
19	011100201500	Special Adviser On Social Investment		72,000,000	(72,000,000)
20	011100201600	Special Adviser On Economic Matters		-	-
21	011100201700	Office Of The Senior Special Assistant (Special Duties)		-	-
22	011100300100	Ekiti State Boundary Commission	5,000,000	-	5,000,000
23	011100300200	Boundary Technical Committee		-	-
24	011100400100	Ekiti State Sustainable Development Goal	15,000,000	14,256,558	743,442
25	011100400200	Development Relation			-
26	011100400300	CGS To LGAs Track			-
27	011100500100	Ekiti State Micro Finance And Enterprise Development Agency	274,808,152	176,213,750	98,594,402
28	011100500200	Ekiti State Enterprise Development Agency			-
29	011100600100	Ekiti State Emergency Management Agency	33,200,000		33,200,000
30	011100600200	Control Monitoring And Disaster Site			-
31	011100700100	Ekiti State Bureau Of Public Procurement	205,000,000	115,197,813	89,802,188
32	011100700200	Supervision And Monitoring Of Projects			-
33	011111200600	Maintenance Of Governor's Lodge (Gh&P)			-
34	011100800100	Office Of Economic Preservation And General Enforcement			-
35	011100800200	Safe City			-
36	011102100100	Ekiti State Liaison Office Abuja	15,000,000		15,000,000
37	011102100200	Ekiti State Governor Lodge Abuja			-
38	011102100300	Deputy Governor Lodge Abuja			-

NOTE 31: PURCHASE/CONSTRUCTION OF ASSETS

S/N	Code	Description	FINAL BUDGET	ACTUAL 2021	VARIANCE
39	011102100400	Maintenance Of Liaison Office Staff Qrters Abuja			-
40	011102100500	Ekiti State Liaison Office Lagos			-
41	011102100600	Ekiti State Liaison Office Akure			-
42	011103300100	Ekiti State Aid Control Agency	22,000,000	5,000,000	17,000,000
43	011101000100	Office Of Transformation And Strategy	10,000,000	2,000,000	8,000,000
44	011101000200	Civil Service Transformation			-
45	011113200100	Inter-Governmental And Integration Affairs			-
46	011111300100	Ekiti State Pension Commission	10,000,000		10,000,000
47	011111300200	Pension Transition Arrangement Department	10,000,000	1,000,000	9,000,000
48	011103700100	Muslim Pilgrim Board			-
49	011103800100	Christian Pilgrim Board			-
50	011110100100	Bureau Of Special Projects	900,000,000	1,505,566,951	(605,566,951)
51	011110500100	Office Of The Chief Of Staff			-
52	011111100100	Public Private Partnership			-
53	011111400100	Chief Press Secretary			-
54	011111200100	General Adminsitration Department	535,727,885	497,429,041	38,298,844
55	011111200200	Petroleum Product Consumer Protection Agency			-
56	011111200300	Utility Service Department	20,173,488	230,000	19,943,488
57	011111200400	Government Asset Unit			-
58	011111200500	Office Of Chief Of Protocol (Scop)			-
59	016100000000	Secretary To The State Government			-
60	016100100100	Secretary To The State Government	9,502,555		9,502,555
61	016101300200	Political And Economic Affairs	940,000,000	933,887,427	6,112,573
62	016101300300	Economic P & E			-
63	016101300400	Political And Inter-Party	32,000,000		32,000,000
64	016101300500	Quarterly Legsitlative Executive			-
65	016101300600	Policy And Strategy			-
66	016101300700	NIREC			-
67	016101300800	Parastatals Affair Department			-
68	016101700100	Cabinet And Special Services	1,519,500,000	1,379,836,102	139,663,898
69	016101700300	Ekiti State Security Trust Fund	20,000,000		20,000,000
70	011200000000	Ekiti State House Of Assembly			-
71	011200100100	Ekiti State House Of Assembly	113,378,064	65,845,564	47,532,500
72	011200200100	House Of Assembly Service Commission	70,000,000		70,000,000

NOTE 31: PURCHASE/CONSTRUCTION OF ASSETS

S/N	Code	Description	FINAL BUDGET	ACTUAL 2021	VARIANCE
73	012300000000	Ministry Of Information And Value Orientation			-
74	012300100100	Ministry Of Information And Value Orientation	40,000,000	1,018,250	38,981,750
75	012300200100	Government Printing Press			-
76	012300300100	Broadcasting Service Of Ekiti State	27,000,000		27,000,000
77	012300400100	Facilities Of Effective Delivery And Media Relation Activities			-
78	012500000000	Head Of Service			-
79	012500100100	Head Of Service	12,543,336		12,543,336
80	012500500100	Public Service Cordinating Unit			-
81	012500600100	Office Of Establishment And Service Matters	6,303,576		6,303,576
82	012500600200	Establishment And Management Services			-
83	012500600300	Staff Matter And Industrial Relation			-
84	012500600400	Labour And Industrial Relation			-
85	012500600500	Hosting Of Public Service Games			-
86	012500600600	Peer Review Service Programme For HOS And PS			-
87	012500600700	Staff Housing Loan Board			-
88	012500600800	Nigeria Legion			-
89	012500700100	Office Of Capacity Development And Reform	34,525,518		34,525,518
90	012500700200	Training And Man Power Department			-
91	012500700300	Staff Development Centre			-
92	014000100100	Ekiti State Auditor General Office	20,467,376		20,467,376
93	014000100200	Pension And Grautities			-
94	014000100300	Government Account Management Units			-
95	014000100400	Auditing Of Secondary Schools In Ekiti			-
96	014000100500	Monitoring And Special Audit Department			-
97	014000200100	Local Government Auditor General Office	6,627,787		6,627,787
98	014000300100	Ekiti State Audit Service Commission	10,000,000		10,000,000
99	014500000000	Public Complaint Commission/Ombudsman			-
100	014500100100	Public Complaint Commission			-
101	014700000000	Ekiti State Civil Service Commission			-
102	014700100100	Ekiti State Civil Service Commission	10,000,000		10,000,000
103	014700100200	Personnel Department			-
104	014700100300	Appointment Department			-
105	014800000000	Ekiti State Independence Electoral Commission			-
106	014800100100	Ekiti State Independence Electoral Commission	436,109,600	413,558,548	22,551,052
		SUB TOTAL ADMIN	5,522,867,337	5,299,480,204	223,387,133

NOTE 31: PURCHASE/CONSTRUCTION OF ASSETS

S/N	Code	Description	FINAL BUDGET	ACTUAL 2021	VARIANCE
					-
107	020000000000	Economic Sector			-
108	021500000000	Ministry Of Agriculture And Food Security			-
109	021500100100	Ministry Of Agriculture And Food Security	997,000,000	875,581,033	121,418,967
110	021510200100	Agricultural Development Programme	10,265,284	5,705,000	4,560,284
111	021510900100	Ekiti State Forestry Commission	30,192,197		30,192,197
112	021511000100	Fountain Marketing Agricultural Agency	500,000		500,000
113	021511500100	Monitoring And Task Force On Forestry Activities			-
114	021511600100	Fadama Project	120,269,010	100,000,000	20,269,010
115	021511700100	Directorate Of Farm Settlement And Peasant Farmer Devt.	6,502,808		6,502,808
116	021511800100	Ekiti State Rural Access And Agricultural Marketing Project (Raamp)		352,056,923	(352,056,923)
117	022000000000	Ministry Of Finance			-
118	022000100100	Ministry Of Finance	785,809,580	777,410,982	8,398,598
119	022000100200	State Revenue And Investment			-
120	022000100300	Fiscal Committee Secretariat			-
121	022000100400	Expenditure Department			-
122	022000100500	State Finance Department			-
123	022000100600	State Wide Rfevenue Committee			-
124	022000100700	State Fiscal Efficiency Unit			-
125	022000100800	Community Of Public Finance Committee			-
126	022000100900	Sftas Related Activities			-
127	022000200100	Debt Management Office			-
128	022000700100	Office Of The Accountant General	215,501,580	190,604,000	24,897,580
129	022000700200	Main Accounts Department			-
130	022000700300	Ipsas Streering Coommittee			-
131	022000700400	Central Pay Office			-
132	022000700500	Management Service Department			-
133	022000700600	Implemetation Of Treasury Single Accounts			-
134	022000700700	Funds Management			-
135	022000700800	State Integrated Financial Management			-
136	022000700900	Projects Financial Management Units			-
137	022000701000	Nigeria Civil Defence Corps			-
138	022000701100	Central Internal Audit	2,000,000		2,000,000

NOTE 31: PURCHASE/CONSTRUCTION OF ASSETS

S/N	Code	Description	FINAL BUDGET	ACTUAL 2021	VARIANCE
139	022000800100	Ekiti State Board Of Internal Revenue Service	38,000,000		38,000,000
140	022000800200	Signage And Advertisement Agency	30,481,993		30,481,993
141	022200000000	Ministry Of Investment, Trade And Innovations			-
142	022200100100	Ministry Of Investment, Trade And Innovations	47,000,000	47,847,953	(847,953)
143	022200100200	Steering Committee On Social Investment			-
144	022200600100	Cooperative Department & Coop. College Ijero Ekiti			-
145	022200900100	Technical Adviser On Ekiti Knowledge Zone	136,000,000	4,325,786	131,674,214
146	022201000100	Monitoring And Supervision Of Cooperative Societies			-
147	022201800100	State Cooperative Advisory Board			-
148	022205200100	Ekiti State Investment Promotion Agency	135,000,000	17,950,000	117,050,000
149	22205200200	Ekiti State Community and Social Development Agency	177,000,000	160,000,000	17,000,000
150	022205200300	Ekiti State Social Investment Programme	165,251,495		165,251,495
151	022700000000	Bureau Of Employment, Labour And Productivity			-
152	022700100100	Bureau Of Employment, Labour And Productivity	15,000,000		15,000,000
153	022700500100	Ekiti State Social Security Scheme			-
154	022700600100	Human Capital Development			-
155	022700700100	Job Creation And Employment Agency	65,280,850	15,000,000	50,280,850
156	022800000000	Bureau Of Information, Communication And Technology (ICT)		4,650,095	(4,650,095)
157	022800100100	Bureau Of Information, Communication And Technology (ICT)	55,000,000		55,000,000
158	022900000000	Ministry Of Transport			-
159	022900100100	Ministry Of Transport			-
160	022905300100	Transport Service - State			-
161	022905400100	Drivers Institute - State			-
162	022905500100	Road Traffic And Inspection Management			-
163	023100000000	Ekiti State Electricity Board			-
164	023100100100	Ekiti State Electricity Board	178,000,000	51,649,648	126,350,352
165	023100100200	Monitoring Of Government House Premises/Town			-
166	023100100300	Ekiti State Office Of Energy Matters	20,000,000		20,000,000
167	023300000000	Ekiti State Mineral Resources Development Agency			-
168	023300100100	Ekiti State Mineral Resources Development Agency	13,617,845	400,000	13,217,845
169	023305100100	Mineral Resources And Environmental Committee			-
170	023400100100	Ministry Of Works And Transportation	15,207,220,490	14,172,866,398	1,034,354,092
171	023400100200	Planning Reseach And Statistics			-
172	023400100300	Ekiti State Traffic Management Agency	20,000,000		20,000,000
173	023400100400	Ekiti State Public Works Corporation	255,000,000	145,684,715	109,315,285
174	023400100500	Department Of Public Transportation			-
175	023600000000	Ministry Of Arts, Culture And Tourism Development			-

NOTE 31: PURCHASE/CONSTRUCTION OF ASSETS

S/N	Code	Description	FINAL BUDGET	ACTUAL 2021	VARIANCE
176	023600100100	Ministry Of Arts, Culture And Tourism Development	143,177,989	101,400,000	41,777,989
177	023600100200	Tourism Department			-
178	023600100300	Council For Art And Culture			-
179	023800000000	Ministry Of Budget And Economic Planning			-
180	023800100100	Ministry Of Budget And Planning	9,574,103,983	264,357,418	9,309,746,566
181	023800100200	Multi-Lateral Department			-
182	023800100300	Project Evaluation Committee			-
183	023800100400	Economic Development Council			-
184	023800100500	Devt. Planning & Strategy Committee			-
185	023800100600	Budget Department			-
186	023800100700	Budget Monitoring Committee			-
187	023800100800	State Projects Monitoring & Evaluation			-
188	023800100900	Sustainable Igr Committee			-
189	023800101000	Development Partners & Aids Coordinating Secretariat			-
190	023800101100	Medium Term Expenditure Framework Secretariat			-
191	023800101200	State Committee On Food & Nutrition			-
192	023800101300	Budget Tracking And Automation			-
193	023800101400	Home Grown School Feeding			-
194	023800101500	Activities Of The National Cash Transfer Office			-
195	023800101600	Youth Employment And Social Support Operation (YESSO)			-
196	023800101700	Dawn Commission Related Activities			-
197	023800101800	N-Power			-
198	023800101900	Budget Reconciliation Committee			-
199	023800102000	Ipsas Platform Development And Related Activities			-
200	023800102100	Nec And Other Related Activities			-
201	023800102200	Inter-Ministerial Project Monitoring Task Force			-
202	023800102300	Automated Project Monitoring Information System			-
203	023800102400	Project Monitoring Committee			-
204	023800102500	Newly Created Mdas			-
205	023800200100	State Bureau Of Statistics	10,956,502		10,956,502
206	024600000000	Revenue Mobilization, Allocation And Fiscal Commission / Board/ Agency			-
207	024600100100	Revenue Mobilization, Allocation And Fiscal Commission / Board/ Agency			-
208	025000000000	Fiscal Responsibility Commission			-
209	025000100100	Fiscal Responsibility Commission	26,500,000	1,400,000	25,100,000
210	025000100200	Monitoring And Evaluation (Fiscal Respeonsibility Commission)			-

NOTE 31: PURCHASE/CONSTRUCTION OF ASSETS

S/N	Code	Description	FINAL BUDGET	ACTUAL 2021	VARIANCE
211	025200000000	Ekiti State Water Corporation			-
212	025200100100	Ekiti State Water Corporation	110,000,000	106,009,321	3,990,679
213	025200100200	State Rural Water Supply And Sanitation Agency	7,000,000	250,000,000	(243,000,000)
214	025300000000	Ministry Of Housing And Urban Development			-
215	025300100100	Ministry Of Housing And Urban Development	24,000,000	15,354,359	8,645,641
216	025300100200	Planning Permit Agency			-
217	025300100300	Physical Planning And Development Matters			-
218	025300100400	Deeds Registry			-
219	025301000100	Ekiti State Housing Corporation	39,224,219		39,224,219
220	026000000000	Bureau Of Lands			-
221	026000100100	Bureau Of Lands	1,332,912,214	881,692,490	451,219,724
222	026000100200	Office Of Surveyor General	50,304,715	11,790,240	38,514,475
223	026000100300	Control Monitoring And Fild Charting			-
224	026000100400	Urban Renewal Agency	816,000,000	800,000,000	16,000,000
225	026100000000	Ministry Of Infrastructure And Public Utilities			-
226	026100100100	Ministry Of Infrastructure And Public Utilities	48,000,000	8,500,000	39,500,000
227	026100100200	Ekiti State Fire Services			-
228	026100100300	Transmission Company Of Nigeria Projects (TCN)			-
		SUB TOTAL ECONOMIC	30,908,072,754	19,362,236,360	11,545,836,394
					-
229	030000000000	Law & Justice Sector		-	-
230	031800000000	Judicial Council		-	-
231	031800100100	The Judiciary	600,000,000	104,900,000	495,100,000
232	031801100100	Ekiti State Judicial Service Commission	150,000,000	-	150,000,000
233	032600000000	Ministry Of Justice		-	-
234	032600100100	Ministry Of Justice	229,212,635	-	229,212,635
235	032600100200	Ekiti State Citizen's Right		-	-
236	032600100300	Office Of Public Defender	17,500,000		17,500,000
237	032600100400	Ekiti State Law Reform Commission		-	-
		SUB TOTAL LAW & JUSTICE	996,712,635	104,900,000	891,812,635

NOTE 31: PURCHASE/CONSTRUCTION OF ASSETS

S/N	Code	Description	FINAL BUDGET	ACTUAL 2021	VARIANCE
					-
238	040000000000	Regional		-	-
239	045100000000	Ministry Of Regional And Special Duties		-	-
240	045102100100	Ministry Of Regionaland Special Duties	88,000,000	14,868,049	73,131,951
241	045102100200	Serve EKS Steering Committee		-	-
242	045102100300	Serve EKS		-	-
243	045102100400	Subvention To Dawn Commission		-	-
		SUB TOTAL REGIONAL	88,000,000	14,868,049	73,131,951
					-
244	050000000000	Social Sector		-	-
245	051300000000	Ministry Of Youth And Sport Development		-	-
246	051300100100	Ministry Of Youth And Sport Development	57,677,970	9,000,000	48,677,970
247	051300100200	Ekiti State United Football Club		-	-
248	051300100300	Ekiti Queens Football Club		-	-
249	051305100100	Youth Development		-	-
250	051305200100	Ekiti State Sport Council	15,677,970	-	15,677,970
251	051305300100	Ekiti State Office Of Disability	23,500,000	-	23,500,000
252	051400000000	Ministry Of Women Affairs, Gender Empowerment And Social Welfare		-	-
253	051400100100	Ministry Of Women Affairs, Gender Empowerment And Social Welfare	356,492,518	50,797,141	305,695,376
254	051400200100	Women Development Centre		-	-
255	051400300100	State Child's Right Implementation		-	-
256	051400400100	Government Pupils In Children Home Nur/Pry		-	-
257	051400500100	Sexual Assulted Centre (SAC)		-	-
258	051400600100	Gender Empowerment And Social Mobilization		-	-
259	051700000000	Ministry Of Education, Science And Technology		-	-
260	051700100100	Ministry Of Education, Science And Technology	334,500,000	23,122,753	311,377,248
261	051700100200	Monitoring Of Public Schools		-	-
262	051700100300	Monitoring Of Technical Colleges		-	-
263	051700100400	Ekiti State Libabry Board	4,500,000	-	4,500,000
264	051700100500	Education Trust Funds	20,000,000	-	20,000,000
265	051700100600	Subeb	2,510,000,000	-	2,510,000,000
266	051701000100	Agency For Adult And Non Formal Education	500,000	-	500,000
267	051702600100	School Of Agriculture And Enterprise Agency	5,000,000	-	5,000,000
268	051702600200	Ekiti State University		-	-
269	051702600300	Bamidele Olumilua University of Education		-	-
270	051702600300	Ekiti State College Of Education, Ikere Ekiti		-	-

NOTE 31: PURCHASE/CONSTRUCTION OF ASSETS

S/N	Code	Description	FINAL BUDGET	ACTUAL 2021	VARIANCE
271	051702600400	Ekiti State College Of Health Science And Technology, Ijero Ekiti	5,000,000	-	5,000,000
272	051702600500	Ekiti State College Of Agriculture, Isan Ekiti	940,153,837	82,250,955	857,902,883
273	051705300100	Ekiti State Board For Technical And Vocational Education	20,000,000	16,680,956	3,319,044
274	051705400100	Ekiti State Scholarship Board	2,000,000	600,000	1,400,000
275	051705500100	Ekiti State Teaching Service Commission	15,558,192	-	15,558,192
276	051705500200	Office Of The Tutor General (Ekiti Central Senatorial District)		-	-
277	051705500300	Office Of The Tutor General (Ekiti South Senatorial District)		-	-
278	051705500400	Office Of The Tutor General (Ekiti North Senatorial District)		-	-
279	051705600100	Teaching Service Commision Loans Board		-	-
280	052100000000	Ministry Of Health And Human Services		-	-
281	052100100100	Ministry Of Health And Human Services	2,924,000,000	2,376,330,050	547,669,950
282	052100200100	Ekiti State Health Insurance Scheme	101,500,000	-	101,500,000
283	052100200200	Ekiti State Health Insurance Scheme Committee Members		-	-
284	052100300100	Primary Healthcare Development	72,275,000	14,286,338	57,988,662
285	052100400100	Maintenance Of Health Data Bank		-	-
286	052100500100	Monitoring Of Health Centre		-	-
287	052102600100	Ekiti State University Teaching Hospital	70,000,000	15,550,157	54,449,843
288	052110200100	Hospital Management Board	32,000,000	-	32,000,000
289	052110300100	Medical Mission		-	-
290	052110400100	Central Medical Stores	10,500,000	3,556,947	6,943,053
291	053500000000	Ministry Of Environment		-	-
292	053500100100	Ministry Of Environment	74,000,000	-	74,000,000
293	053500100200	Monthly Sanitation Exercise		-	-
294	053500200100	Ekiti State Forestry Commission		-	-
295	053500200200	Monitoring And Task Force On Forest Activities		-	-
296	053501600100	State Environmental Protection Agency	202,249,131	194,044,301	8,204,830
297	053505300100	Ekiti State Waste Management Board	72,752,124	12,815,599	59,936,525
298	055100000000	Ministry Of Local Government Affairs		-	-
299	055100100100	Ministry Of Local Government Affairs	36,000,000	-	36,000,000
300	055100200100	Bureau Of Chieftaincy Affairs	15,584,189	-	15,584,189
301	055100200200	Ekiti State Council Of Obas		-	-

NOTE 31: PURCHASE/CONSTRUCTION OF ASSETS

S/N	Code	Description	FINAL BUDGET	ACTUAL 2021	VARIANCE
302	055100300100	Bureau Of Rural And Community Development	260,000,000	259,404,200	595,800
303	055100300200	Community Development		-	-
304	055100300300	Rural Development		-	-
305		External Finances with Draw Down		-	-
		SUB TOTAL SOCIAL	8,181,420,932	3,058,439,396	5,122,981,536
				-	-
		TOTAL ADMINISTRATION SECTOR	5,522,867,337	5,299,480,204	223,387,133
		TOTAL ECONOMIC SECTOR	30,908,072,754	19,362,236,360	11,545,836,394
		TOTAL LAW & JUSTICE SECTOR	996,712,635	104,900,000	891,812,635
		TOTAL REGIONAL SECTOR	88,000,000	14,868,049	73,131,951
		TOTAL SOCIAL SECTOR	8,181,420,932	3,058,439,396	5,122,981,536
		TOTAL (A)	45,697,073,658	27,839,924,009	17,857,149,649
					-
		OTHER			-
		PROJECT FUND MANAGEMENT UNIT		9,570,660,149	(9,570,660,149)
		EDUCATION TRUST FUND		882,859,612	(882,859,612)
		SUBEB	2,510,000,000	1,711,999,974	798,000,026
		HEALTH PROJECTS FINANCED BY AIDS & GRANTS		476,143,662	
		TOTAL (B)		12,641,663,397	
		GRAND TOTAL (A+B)		40,481,587,406	
		Less: Non-Capital Cost		5,806,477,938	
		WIP		6,117,662,458	
		Purchase/Construction of PPE		28,557,447,011	

NOTE 32: PROCEEDS FROM FOREIGN LOAN

S/NO	PROJECT	ACTUAL 2021 (₦)	2020 (₦)
1	STATE EDUCATION PROGRAME INVESTMENT PROJECT (SEPIP)	-	-
2	YOUTH EMPLOYMENT AND SOCIAL SUPPORT OPERATION (YESSO)	-	418,658,149
3	NUWRP)	488,216,565	2,153,063,350
4	CONDITIONAL CASH TRANSFER	76,846,852	93,271,336
5	FADAMA	-	-
6	NEWMAP	5,131,221,318	1,937,426,112
7	NASSNP	68,754,894	
8	RAAMP		
	TOTAL	5,765,039,628	4,602,418,948

NOTE 33: PROCEED FROM DOMESTIC LOAN

S/NO	FACILITY	ACTUAL 2021 (₦)	2020 (₦)
1	CBN COVID HEALTH INTERVENTION FUND	2,335,471,902	-
2	CBN (DCRR) SCHEME I	4,990,766,017	9,629,669,867
3	CBN (DCRR) SCHEME II	4,997,140,616	
4	RESTRUCTURED COMMERCIAL BANK LOANS	437,283,644	
	TOTAL	12,760,662,179	9,629,669,867

The sum of 437,283,644.00 was additonal loan due to facility restructuring between 2nd and 3rd quarter of 2021

NOTE 34: LOAN REPAYMENTS

S/NO	DETAILS	ACTUAL 2021 (₦)	2020 (₦)
1	Foreign Loan	1,250,778,445	894,296,332
2	Domestic Loan	2,899,980,568	3,265,576,935
	TOTAL	4,150,759,013	4,159,873,267

SUPPLEMENTARY NOTE 1A-1D: BREAKDOWN OF GOVERNMENT SHARE OF FAAC (STATUTORY REVENUE)

2021							2020				
	1A	1B	1C	1D							
MONTH	NET RECEIPT	DEDUCTION AT SOURCE	OTHER FAAC RECEIPTS	SHARE OF EXCESS CRUDE	TOTAL	MONTH	NET RECEIPT	DEDUCTION AT SOURCE	OTHER FAAC RECEIPTS	SHARE OF EXCESS CRUDE	TOTAL
	₦	₦	₦	₦	₦		₦	₦	₦	₦	₦
JANUARY	1,807,808,330	457,974,830	59,095,718	-	2,324,878,878	JANUARY	2,479,342,524	766,050,531	88,835,548	-	3,334,228,603
FEBRUARY	1,153,071,816	1,299,231,460	-	-	2,452,303,276	FEBRUARY	2,103,312,877	807,163,031	112,645,465	-	3,023,121,372
MARCH	1,134,544,668	1,005,972,264	66,134,528	-	2,206,651,461	MARCH	1,791,813,834	778,496,415	4,192,199	83,309,438	2,657,811,886
APRIL	1,208,880,682	1,008,030,800	76,168,285	-	2,293,079,767	APRIL	1,825,988,950	778,496,415	356,167,550	-	2,960,652,914
MAY	1,466,198,056	1,015,156,512	399,737,190	-	2,881,091,758	MAY	1,210,513,101	820,608,915	451,925,525	744,990,732	3,228,038,273
JUNE	1,094,554,592	1,004,864,847	127,876,901	306,530,057	2,533,826,397	JUNE	1,841,686,871	449,551,073	403,166,566	89,972,596	2,784,377,105
JULY	1,997,787,517	1,370,337,813	25,554,958	-	3,393,680,288	JULY	1,855,842,737	550,977,731	561,101,692	-	2,967,922,160
AUGUST	2,258,212,278	1,317,780,219	257,515,230	-	3,833,507,728	AUGUST	2,495,018,479	550,977,731	-	-	3,045,996,210
SEPTEMBER	1,419,735,981	1,407,966,430	94,557,215	-	2,922,259,626	SEPTEMBER	2,402,848,063	610,369,030	1,000,000,000	-	4,013,217,093
OCTOBER	1,865,831,960	1,435,142,274	25,721,278	-	3,326,695,512	OCTOBER	1,367,413,410	559,656,030	894,914,706	-	2,821,984,146
NOVEMBER	765,389,147	1,393,943,640	1,026,398,395	-	3,185,731,181	NOVEMBER	1,427,987,129	559,656,030	567,493,888	-	2,555,137,047
DECEMBER	1,362,534,387	1,410,479,969	185,510,452	-	2,958,524,809	DECEMBER	1,714,147,325	559,656,030	43,124,544	-	2,316,927,899
TOTAL	17,534,549,415	14,126,881,058	2,344,270,151	306,530,057	34,312,230,680	TOTAL	22,515,915,299	7,791,658,960	4,483,567,683	918,272,766	35,709,414,708

OTHER FAAC RECEIPTS 1C

MONTH	EXCHANGE RATE GAIN	EXCESS BANK CHARGES	INTERVENTION FUND	FOREX EQUALIZATION	NON-OIL REVENUE	SOLID MINREAL	ADDITIONAL FUND	ECOLOGICAL RECEIPTS	TOTAL
	₦	₦	₦	₦	₦	₦	₦	₦	₦
JANUARY	21,289,684	-	-	37,806,033.68	-	-	-	-	59,095,718.00
FEBRUARY	-	-	-	-	-	-	-	-	-
MARCH	-	3,172,059	-	46,110,601	-	-	16,851,869	-	66,134,528.30
APRIL	17,124,934	-	-	-	-	-	59,043,351	-	76,168,284.79
MAY	12,232,817	3,449,799	-	-	-	-	318,762,874	65,291,700	399,737,189.66
JUNE	9,347,114	-	-	-	-	47,837,242		70,692,545	127,876,900.71
JULY	20,727,958	-	-	-	-	-	-	4,827,000	25,554,958.32
AUGUST	13,253,095	-	-	-	-	-	-	244,262,135	257,515,230.18
SEPTEMBER	15,526,437	2,468,196	-	-	-	-	-	76,562,583	94,557,215.20
OCTOBER	16,734,443					-	-	8,986,835	25,721,278.36
NOVEMBER	17,396,401				613,060,114	-	306,530,057	89,411,823	1,026,398,394.59
DECEMBER	23,268,574	2,684,659						159,557,220	185,510,452.49
TOTAL	166,901,458	11,774,712	-	83,916,635	613,060,114	47,837,242	701,188,150	719,591,841	2,344,270,151

SUPPLEMENTARY NOTE 1B: FACILITIES REPAYMENT; DEDUCTION AT SOURCE (FAAC)

MONTH	FOREIGN LOAN	BUDGET SUPPORT	SOFTWARE BOOKS	BOND ISSUANCE PROGRAMME 2	RESTRUCTURING OF COMM. BANK LOAN	SALARY BAIL OUT	HEALTH INTERVENTION	ECOLOGICAL FUND	COMMERCIAL AGRICULTURE	JUDGMENT DEBT	EXCESS CRUDE LOAN	TOTAL
	₦	₦	₦	₦	₦	₦	₦	₦	₦	₦	₦	₦
JANUARY	158,331,049	-	776,800	-	248,153,652	-	-	-	50,713,329	-	-	457,974,830
FEBRUARY	99,000,875	-	776,800	491,490,204	248,153,652	-	409,096,600	-	50,713,329	-	-	1,299,231,460
MARCH	99,000,875	-	776,800	491,490,204	248,153,652	-	58,158,805	57,678,600	50,713,329	-	-	1,005,972,264
APRIL	99,000,875	-	776,800	491,490,204	248,153,652	-	58,158,805	59,737,136	50,713,329	-	-	1,008,030,800
MAY	99,000,875	-	776,800	491,490,204	248,153,652	-	58,158,805	66,862,848	50,713,329	-	-	1,015,156,512
JUNE	99,000,875	-	776,800	491,490,204	248,153,652	-	58,158,805	56,571,182	50,713,329	-	-	1,004,864,847
JULY	99,000,875	154,908,118	776,800	491,490,204	248,153,652	86,405,567	58,158,805	90,757,868	50,713,329	-	89,972,596	1,370,337,813
AUGUST	99,000,875	154,908,118	776,800	491,490,204	248,153,652	86,405,567	-	96,359,079	50,713,329	-	89,972,596	1,317,780,219
SEPTEMBER	186,251,943	154,908,118	776,800	491,490,204	248,153,652	86,405,567	23,098,647	76,195,574	50,713,329	-	89,972,596	1,407,966,430
OCTOBER	186,251,943	154,908,118	776,800	491,490,204	248,153,652	86,405,567	27,085,817	88,948,407	50,713,329	10,435,841	89,972,596	1,435,142,274
NOVEMBER	186,251,943	154,908,118	776,800	491,490,204	248,153,652	86,405,567	27,085,817	58,185,614	50,713,329	-	89,972,596	1,393,943,640
DECEMBER	186,251,943	154,908,118	776,800	491,490,204	248,153,652	86,405,567	27,085,817	74,721,944	50,713,329	-	89,972,596	1,410,479,969
TOTAL	1,596,344,945	929,448,707	9,321,595	5,406,392,247	2,977,843,821	518,433,402	804,246,723	726,018,253	608,559,951	10,435,841	539,835,574	14,126,881,058

SUPPLEMENTARY NOTE 2: VALUE ADDED TAX

MONTH	2021			2020		
	GROSS RECEIPT	DEDUCTION AT SOURCE	NET RECEIPTS	GROSS RECEIPT	DEDUCTION AT SOURCE	NET RECEIPTS
	₦	₦	₦	₦	₦	₦
JANUARY	1,598,185,414	-	1,598,185,414	1,033,898,021	-	1,033,898,021
FEBRUARY	1,514,243,008	-	1,514,243,008	938,955,472	-	938,955,472
MARCH	1,432,860,153	-	1,432,860,153	891,121,781	-	891,121,781
APRIL	1,748,674,105	-	1,748,674,105	1,076,622,260	-	1,076,622,260
MAY	1,683,518,776	-	1,683,518,776	840,183,153	-	840,183,153
JUNE	1,831,940,630	-	1,831,940,630	936,165,282	-	936,165,282
JULY	1,558,217,852	-	1,558,217,852			
AUGUST	1,459,487,377	-	1,459,487,377			
SEPTEMBER	1,610,497,949	-	1,610,497,949			
OCTOBER	1,552,941,834	-	1,552,941,834			
NOVEMBER	1,563,962,678	-	1,563,962,678			
DECEMBER	1,853,787,954	-	1,853,787,954			
TOTAL	19,408,317,729	-	19,408,317,729	5,716,945,969	-	5,716,945,969

SUPPLEMENTARY NOTE 3: DETAILS OF TAX & NON-TAX REVENUES

S/N O	ADMIN CODE	MINISTRY DEPARTMENT & AGENCY	FINAL BUDGET	120101 Personal Taxes	120201 Licences - General	120204 Fees - General	120205 Fines - General	120206 Sales - General	120207 Earnings -General	120208 Rent On Government Buildings - General	120209 Rent On Land & Others - General	120210 Repayments - General	120211 Investment Income	Total Actual
		ADMINISTRATION SECTOR												
1	011100100100	Government House And Protocol	-			-								-
2	011100200800	Special Adviser Communication And Strategy	30,000,000					-						-
3	011100400100	Ekiti State Sustainable Development Goal	2,000,000			-								-
4	011100500100	Ekiti State Micro Finance And Enterprise Development Agency	1,400,000					1,500						1,500
5	011100700100	Ekiti State Bureau Of Public Procurement	34,033,260			18,435,000								18,435,000
6	011102100100	Ekiti State Liaison Office Abuja	500,000						656,000					656,000
7	011102100500	Ekiti State Liaison Office Lagos	500,000						508,800					508,800
8	011103700100	Muslim Pilgrim Board	50,000					-						-
9	011103800100	Christian Pilgrim Board	14,839					48,000						48,000
10	011110100100	Bureau Of Special Projects	15,000,000			-								-
11	011111200100	General Adminsitration Department	110,056,734			-		56,354,888	-	-				56,354,888
12	011111200200	Petroleum Product Consumer Protection Agency	200,000				325,000	-						325,000
13	011111300100	Ekiti State Pension Commission	-					-					15,500	15,500
14	011111300200	Pension Transition Arrangement Department	2,581,245					1,484,100						1,484,100
15	011111400100	Chief Press Secretary	-											-
16	011113200100	Inter-Governmental And Integration Affairs	-			-								-
17	011200100100	Ekiti State House Of Assembly House Of Assembly Service	1,000,000			-		70,000						70,000
18	011200200100	Commission	217,639			-		29,800						29,800
19	012300100100	Ministry Of Information And Value Orientation	100,000			-	-	-						-
20	012300200100	Government Printing Press Office Of Establishment And	-				-	-						-
21	012500600100	Service Matters	1,582,803			1,770,000	-	985,400						2,755,400
22	012500700100	Office Of Capacity Development And Reform	3,000,000			-		-						-
23	014000100100	Ekiti State Auditor General Office	445,170			2,395,000								2,395,000
24	014000200100	Local Government Auditor General Office	1,500,000				-							-
25	014700100100	Ekiti State Civil Service Commission	19,881,300			-	-	440,500						440,500
26	014800100100	Ekiti State Independence Electoral Commission	-			-	-							-
27	016101700100	Cabinet And Special Services	300,000					45,810	232,200					278,010
		TOTAL ADMINISTRATION SECTOR	224,362,990	-	-	22,600,000	325,000	59,459,998	1,397,000	-	-	-	15,500	83,797,498

				120101	120201	120204	120205	120206	120207	120208	120209	120210	120211	
S/N O	ADMIN CODE	MINISTRY DEPARTMENT & AGENCY	FINAL BUDGET	Personal Taxes	Licences - General	Fees - General	Fines - General	Sales - General	Earnings -General	Rent On Government Buildings - General	Rent On Land & Others - General	Repayments - General	Investment Income	Total Actual
			-											-
		ECONOMIC SECTOR	-											-
28	021500100100	Ministry Of Agriculture And Food Security	242,278,921		13,624,600	1,072,009	35,778,897	1,257,000	82,500	-	45,251,250			97,066,256
29	021510200100	Agricultural Development Programme	1,062,863			-	-	-	-					-
30	021510900100	Ekiti State Forestry Commission	104,776,643		8,718,500	32,209,560	4,270,700	2,315,000	6,851,545					54,365,305
31	021511000100	Fountain Marketing Agricultural Agency	1,866,127			-		956,817		249,180				1,205,997
32	021511700100	Directorate Of Farm Settlement And Peasant Farmer Devt.	28,100,000					1,252,350			6,562,239			7,814,589
33	022000100100	Ministry Of Finance	1,020,000			340,000	22,500							362,500
34	022000700100	Office Of The Accountant General	100,000,000			-		-	-	-		-		-
35	022000800100	Ekiti State Board Of Internal Revenue Service	7,668,483,158	7,286,993,720	256,768,900	973,359	1,308,500	540						7,546,045,019
36	022000800200	Signage And Advertisement Agency	86,916,354			42,802,500								42,802,500
37	022200100100	Ministry Of Investment, Trade And Innovations	26,000,000			13,782,904	-	-	768,000					14,550,904
38	022200600100	Cooperative Department & Coop. College Ijero Ekiti	1,044,251		-	-		190,000						190,000
39	022200900100	Technical Adviser On Ekiti Knowledge Zone	50,000,000					-						-
40	022201000100	Monitoring And Supervision Of Cooperative Societies	-											-
41	022201800100	State Cooperative Advisory Board	-											-
42	022205200100	Ekiti State Investment Promotion Agency	50,000,000						-					-
43	022700000000	Bureau Of Employment, Labour And Productivity	-											-
44	022700100100	Bureau Of Employment, Labour And Productivity	-					-						-
45	023100100100	Ekiti State Electricity Board	657,863		106,000	-		-	-					106,000
46	023300100100	Ekiti State Mineral Resources Development Agency	6,182,919		-	4,300,958			-					4,300,958
47	023400100100	Ministry Of Works And Transportation	80,528,543			19,285,000	464,300							19,749,300
48	023400100200	Planning Reseach And Statistics Ekiti State Traffic Management	-											-
49	023400100300	Agency Ekiti State Public Works	13,027,607				7,958,000		500					7,958,500
50	023400100400	Corporation Department Of Public	494,634				300,000				-			300,000
51	023400100500	Transportation	-											-
52	023600000000	Ministry Of Arts, Culture And Tourism Development	-											-
53	023600100100	Ministry Of Arts, Culture And Tourism Development	690,000					-	72,554,788	-				72,554,788
54	023600100200	Tourism Department	2,500,000						1,494,100					1,494,100

				120101	120201	120204	120205	120206	120207	120208	120209	120210	120211	
S/N O	ADMIN CODE	MINISTRY DEPARTMENT & AGENCY	FINAL BUDGET	Personal Taxes	Licences - General	Fees - General	Fines - General	Sales - General	Earnings -General	Rent On Government Buildings - General	Rent On Land & Others - General	Repayments - General	Investment Income	Total Actual
55	023600100300	Council For Art And Culture	-											-
56	025200100100	Ekiti State Water Cooperation	30,277,393			1,743,532		92,500	20,260,891					22,096,923
57	025200100200	State Rural Water Supply And Sanitation Agency	871,050		-	-			861,600					861,600
58	025300100100	Ministry Of Housing And Urban Development	204,000,072		-	115,437,204	-	5,494,025	-		-			120,931,229
59	025301000100	Ekiti State Housing Corporation	200,435,814			14,685,803	-	132,939,344	26,502,084		41,001,270			215,128,501
60	026000100100	Bureau Of Lands	224,600,000			223,916,118	4,178,180	17,030,980	37,053,739		24,199,052			306,378,069
61	026000100200	Office Of Surveyor General	50,253,602			20,423,423	17,250,419		148,400					37,822,242
62	026000100400	Urban Renewal Agency	1,000,000			-								-
63	026100100100	Ministry Of Infrastructure And Public Utilities	7,877,039			2,199,750	1,882,500							4,082,250
		TOTAL ECONOMIC SECTOR	9,184,944,851	7,286,993,720	279,218,000	493,172,121	73,413,996	161,528,556	166,578,147	249,180	117,013,811	-	-	8,578,167,530
			-											-
		LAW & JUSTICE SECTOR	-											-
64	031800100100	The Judiciary	50,388,862			16,913,612	3,537,150							20,450,762
65	031801100100	Ekiti State Judicial Service Commission	200,000			149,500		106,800						256,300
66	032600100100	Ministry Of Justice	206,680,921			769,300	230,906,246	27,000	-					231,702,546
		TOTAL LAW & JUSTICE SECTOR	257,269,783	-	-	17,832,412	234,443,396	133,800	-	-	-	-	-	252,409,608
			-											-
		SOCIAL SECTOR	-											-
67	051300100100	Ministry Of Youth And Sport Development	4,000,000				10,000			1,950,000				1,960,000
68	051305200100	Ekiti State Sport Council	136,024			50,000								50,000
69	051400100100	Ministry Of Women Affairs, Gender Empowerment And Social Welfare	6,009,825		160,000	4,548,000	178,645		6,000					4,892,645
70	051700100100	Ministry Of Education, Science And Technology	70,989,184		9,413,000	7,980,000	47,266,200							64,659,200
71	051700100400	Ekiti State Libabry Board	87,179			72,000	-						-	72,000
72	051700100500	Education Trust Funds	700,637,264						710,190,144					710,190,144
73	051700100600	STATE UNIVERSAL BASIC EDUCATION BOARD (Subeb)	100,990,185			5,500	1,000	-						6,500
74	051701000100	Agency For Adult And Non Formal Education	500,082			350,000	25,000	316,000						691,000
75	051702600100	School Of Agriculture And Enterprise Agency	86,561					105,000	32,000					137,000
76	051705300100	Ekiti State Board For Technical And Vocational Education	3,300,000			-	175,000	-	-					175,000
77	051705400100	Ekiti State Scholarship Board	-											-
78	051705500100	Ekiti State Teaching Service Commission	12,269,904					1,100,000						1,100,000

S/N O	ADMIN CODE	MINISTRY DEPARTMENT & AGENCY	FINAL BUDGET	120101 Personal Taxes	120201 Licences - General	120204 Fees - General	120205 Fines - General	120206 Sales - General	120207 Earnings -General	120208 Rent On Government Buildings - General	120209 Rent On Land & Others - General	120210 Repayments - General	120211 Investment Income	Total Actual
79	052100100100	Ministry Of Health And Human Services	6,983,387		-	3,822,200	1,895,000	27,500	-					5,744,700
80	052100200100	Ekiti State Health Insurance Scheme	-						91,310					91,310
81	052100300100	Primary Healthcare Development	-					-						-
82	052110200100	Hospital Management Board	153,323,393			36,346,348	6,472,617	126,675,782						169,494,746
83	052110400100	Central Medical Stores	2,345,007					1,711,371						1,711,371
84	053500000000	Ministry Of Environment	-											-
85	053500100100	Ministry Of Environment	2,039,873			-	1,534,250							1,534,250
86	053500100200	Monthly Sanitation Exercise	-											-
87	053500200100	Ekiti State Forestry Commission	-											-
88	053500200200	Monitoring And Task Force On Forest Activities	-											-
89	053501600100	State Environmental Protection Agency	2,034,437			1,900,100	170,000							2,070,100
90	053505300100	Ekiti State Waste Management Board	12,985,259			40,000	10,584,679	-						10,624,679
91	055100000000	Ministry Of Local Government Affairs	-											-
92	055100100100	Ministry Of Local Government Affairs	500,000			-								-
93	055100200100	Bureau Of Chieftaincy Affairs	3,000,000				1,743,500							1,743,500
		TOTAL SOCIAL SECTOR	1,082,217,565	-	9,573,000	55,114,148	70,055,891	129,935,653	710,319,454	1,950,000	-	-	-	976,948,146
		SUMMARY OF IGR ON SECTOR	-											-
	A	ADMINISTRATION SECTOR	224,362,990	-	-	22,600,000	325,000	59,459,998	1,397,000	-	-	-	15,500	83,797,498
	B	ECONOMIC SECTOR	9,184,944,851	7,286,993,720	279,218,000	493,172,121	73,413,996	161,528,556	166,578,147	249,180	117,013,811	-	-	8,578,167,530
	C	LAW AND JUSTICE SECTOR	257,269,783	-	-	17,832,412	234,443,396	133,800	-	-	-	-	-	252,409,608
	D	REGIONAL SECTOR	-											-
	E	SOCIAL SECTOR	1,082,217,565	-	9,573,000	55,114,148	70,055,891	129,935,653	710,319,454	1,950,000	-	-	-	976,948,146
		TOTAL (A)	10,748,795,189	7,286,993,720	288,791,000	588,718,681	378,238,283	351,058,006	878,294,601	2,199,180	117,013,811	-	15,500	9,891,322,781

**INTERNAL GENERATED REVENUE BY INSTITUTION AND
PARASTATAL**

1	012300300100	Broadcasting Service Of Ekiti State	95,674,556			-		86,955,137						86,955,137
2	051702600200	Ekiti State University	1,892,771,318			1,836,143,912	99,724,846							1,935,868,758
3	051702600300	Ekiti State College Of Education, Ikere Ekiti	1,000,054,764		-	786,829,499	255,667,182	-	-		-			1,042,496,681
4	051702600400	Ekiti State College Of Health Science And Technology, Ijero Ekiti	334,412,813			182,464,147	73,320,500	10,840,905						266,625,552
5	051702600500	Ekiti State College Of Agriculture, Isan Ekiti	50,000,000					13,300,033						13,300,033
6	052102600100	Ekiti State University Teaching Hospital	714,213,083			118,752,176		265,112,012						383,864,187
		TOTAL (B)	4,087,126,534	-	-	2,924,189,733	428,712,528	111,096,075	265,112,012	-	-	-	-	3,729,110,347
		GRAND TOTAL A+ B	14,835,921,724	7,286,993,720	288,791,000	3,512,908,414	806,950,810	462,154,081	1,143,406,612	2,199,180	117,013,811	-	15,500	13,620,433,128

SUPPLEMENTARY NOTE 5: COVID & OTHER DONATIONS

S/NO	DETAILS	EKSG SALARY REFUND
		₦
1	GOVERNMENT DONATION	-
2	CORPORATE DONATION	-
3	INDIVIDUAL DONATION	-
	TOTAL	-

SUPPLEMENTARY NOTE 6A: OTHER REVENUE

S/NO	MONTHS	RENT	LAPTOP REPAYMENT	WEMA SHARE	OJA OBA PROCEEDS	OTHER	TOTAL
		₦	₦	₦	₦	₦	₦
1	JANUARY	-	-	-	-	-	-
2	FEBRUARY	-	123,414.33	19,588.74	-	-	143,003.07
3	MARCH	40,000,000.00	128,105.60	13,190.41	-	-	40,141,296.01
4	APRIL	-	125,336.73	12,418.74	93,582,000.00	-	93,719,755.47
5	MAY	-	86,736.67	12,958.91	195,476,400.00	-	195,576,095.58
6	JUNE	-	71,818.12	12,650.24	94,374,850.00	-	94,459,318.36
7	JULY	30,000,000.00	66,724.59	12,418.74	26,452,500.00	-	56,531,643.33
8	AUGUST	-	60,775.92	24,065.81	16,750,000.00	-	16,834,841.73
9	SEPTEMBER	-	194,611.81	12,418.74	13,100,000.00	-	13,307,030.55
10	OCTOBER	-	-	771.67	50,181,500.00	-	50,182,271.67
11	NOVEMBER	-	32,562.66	12,418.74	7,636,500.00	-	7,681,481.40
12	DECEMBER	-	30,778.22	19,193.48	10,556,250.00	-	10,606,221.70
	TOTAL	70,000,000.00	920,864.65	152,094.22	508,110,000.00	-	579,182,958.87

SUPPLEMENTARY NOTE 6B: OTHER REVENUE

S/NO	MONTHS	EKSG SALARY	JAAC REFUND	ECA DEDUCTIONS	MDAs REFUND	TAX REFUND BY	TOTAL
		₦	₦	₦	₦	₦	₦
1	JANUARY	3,134,189.83	7,864,121.62	-	229,011.52	-	11,227,322.97
2	FEBRUARY	2,829,386.93	7,864,121.62	-	-	-	10,693,508.55
3	MARCH	4,233,078.88	7,864,121.62	-	-	-	12,097,200.50
4	APRIL	2,233,455.25	-	-	-	-	2,233,455.25
5	MAY	2,435,574.39	-	-	-	-	2,435,574.39
6	JUNE	1,371,719.90	7,864,121.62	-	-	-	9,235,841.52
7	JULY	5,662,578.69	7,864,121.62	-	-	-	13,526,700.31
8	AUGUST	2,860,935.64	7,864,121.62	89,972,595.59	-	-	100,697,652.85
9	SEPTEMBER	2,711,932.63	7,864,121.62	89,972,595.59	-	-	100,548,649.84
10	OCTOBER	640,474.05	7,864,121.62	89,972,595.59	400,000.00	-	98,877,191.26
11	NOVEMBER	1,663,600.31	7,864,121.62	89,972,595.59	200,000.00	558,669,173.75	658,369,491.27
12	DECEMBER	1,653,745.91	15,728,243.24	89,972,595.59	200,000.00	318,605,085.76	426,159,670.50
	TOTAL	31,430,672.41	86,505,337.82	449,862,977.95	1,029,011.52	877,274,259.51	1,446,102,259.21

SUPPLEMENTARY NOTE 6C: MDAs TSA SWEEPINGS (INFLOWS)

Transaction Details: Fund transfer - EKSG Bank Account Monitoring System

S/N	SOURCE BANK	SOURCE ACCOUNT NAME	SOURCE ACCOUNT NUMBER	BENEFICIARY ACCOUNT NAME	BENEFICIARY ACCOUNT NUMBER	AMOUNT (₦)
1	FIRST CITY MONUMENT BANK	EKITI DIGITAL EDUCATION	1516338019	EKSG TSA SWEEPING	'0795210033	44,569,257.01
2	STERLING BANK	EKITI EDU TRUST FUND	0065279480	EKSG TSA SWEEPING	'0795210033	63,479,744.00
3	FIDELITY BANK	EKITI EAST LG MDG ACCOUNT	5030026481	EKSG TSA SWEEPING	'0795210033	55,457.54
4	ACCESS BANK	EKSG MGDS-CGS IKERE LGA	0701139517	EKSG TSA SWEEPING	'0795210033	96.00
5	ACCESS BANK	EKSG MGDS-CGS ISE/ ORUN	0701139562	EKSG TSA SWEEPING	'0795210033	96.00
6	ACCESS BANK	EKSG MGDS-CGS IREPODUN/ IFELODUN	0701139414	EKSG TSA SWEEPING	'0795210033	2,371.78
7	ACCESS BANK	EKSG MGDS-CGS ILEJEMEJE	0701139483	EKSG TSA SWEEPING	'0795210033	96.00
8	ACCESS BANK	EKSG MGDS-CGS IKOLE	0701139483	EKSG TSA SWEEPING	'0795210033	96.00
9	FIRST BANK	2013 MDG-CGS LOCAL GOVERNMENT	2023339961	EKSG TSA SWEEPING	'0795210033	999.98
10	ECOBANK	GOVERNMENT HOUSE & PROTOCOL	1680002275	EKSG TSA SWEEPING	'0795210033	868.10
11	ACCESS BANK	EKSG MDGS-CGS ADO LGA	0701139407	EKSG TSA SWEEPING	'0795210033	62,042.68
12	UNITED BANK FOR AFRICA	EXPENDITURE ACCOUNT	1020381852	EKSG TSA SWEEPING	'0795210033	42,340,595.19
		TOTAL INFLOWS (A)				150,511,720.28

B: MDAs TSA SWEEPINGS (OUTFLOWS)

Transaction Details: Fund transfer - EKSG Bank Account Monitoring System

S/N	SOURCE BANK	SOURCE ACCOUNT NAME	SOURCE ACCOUNT NUMBER	BENEFICIARY ACCOUNT NAME	BENEFICIARY ACCOUNT NUMBER	AMOUNT (₦)
1	Access Bank#867952722549	EKSG TSA SWEEPING	'0795210033	EKITI STATE HOUSING CORPORATION	0003617596	1,055,877.58
2	Access Bank#447173682594	EKSG TSA SWEEPING	'0795210033	EKITI STATE HOUSING CORPORATION	0003617596	384,095.00
3	Access Bank#125682153316	EKSG TSA SWEEPING	'0795210033	GENERAL HOSPITAL EMURE	2001853764	2,125,394.35
4	Access Bank#920365374685	EKSG TSA SWEEPING	'0795210033	EKITI ST. FOUNTAIN BUREAUCRACY	0050482516	831,434.00
5	Access Bank#920365374685	EKSG TSA SWEEPING	'0795210033	CONDITIONAL GRANTS	0014091966	28,279,054.18
6	Access Bank#920365374685	EKSG TSA SWEEPING	'0795210033	EKITI DIGITAL EDUCATION	1516338019	44,569,257.01
7	Access Bank#920365374685	EKSG TSA SWEEPING	'0795210033	EKSG MDGS-CG ADO	0701139407	13,854,917.27
8	Access Bank#920365374685	EKSG TSA SWEEPING	'0795210033	UBA EXPENDITURE ACCOUNT	1020381852	42,340,595.19
		TOTAL OUTFLOWS (B)				133,440,624.58

NET RECEIPT (TSA SWEEPING)

A-B

17,071,095.70

SUPPLEMENTARY NOTE 7A: EMPLOYEES BENEFITS

S/N	ADMINISTRATIVE Code	MINISTRY DEPARTMENT AND AGENCY	FINAL BUDGET	PERSONNEL COST	VARIANCE
1	011100100100	Government House And Protocol	159,229,580.58	157,290,902	1,938,678
2	011100100200	Deputy Governor's Office	44,908,397.00	44,861,065	47,332
3	011100300100	Ekiti State Boundary Commission	11,483,398.96	10,087,025	1,396,374
4	011100300200	Boundary Technical Committee	-		-
5	011100400100	Ekiti State Sustainable Development Goal	18,057,133.88	16,724,632	1,332,502
6	011100500100	Ekiti State Micro Finance And Enterprise Development Agency	32,304,970.95	31,205,485	1,099,486
7	011100500200	Ekiti State Enterprise Development Agency	-		-
8	011100600100	Ekiti State Emergency Management Agency	14,428,392.11	14,188,808	239,584
9	011100600200	Control Monitoring And Disaster Site	-		-
10	011100700100	Ekiti State Bureau Of Public Procurement	37,384,039.86	36,568,711	815,328
11	011102100100	Ekiti State Liaison Office Abuja	13,440,749.00	13,518,430	(77,681)
12	011102100500	Ekiti State Liaison Office Lagos	14,821,236.82	14,710,270	110,967
13	011102100600	Ekiti State Liaison Office Akure	-		-
14	011103300100	Ekiti State Aid Control Agency	-		-
15	011101000100	Office Of Transformation And Strategy	14,638,783.84	14,452,515	186,269
16	011101000200	Civil Service Transformation	-		-
17	011113200100	Inter-Governmental And Integration Affairs		276,284	(276,284)
18	011111300100	Ekiti State Pension Commission	22,961,491.00	22,378,491	583,000
19	011111300200	Pension Transition Arrangement Department	30,163,005.76	28,710,375	1,452,631
20	011103500200	PENSION DEPARTMENT	-		-
21	011103700100	Muslim Pilgrim Board	7,916,988.56	7,730,254	186,735
22	011103800100	Christian Pilgrim Board	15,591,666.03	13,267,048	2,324,618
23	011111200100	General Adminsitration Department	116,353,364.37	114,980,063	1,373,301
24	016101300200	Political And Economic Affairs	1,198,616,652.27	1,661,790,481	(463,173,829)
25	016101700100	Cabinet And Special Services	34,029,358.82	33,746,607	282,752
26	011200100100	Ekiti State House Of Assembly	558,196,149.03	533,529,418	24,666,731
27	011200200100	House Of Assembly Service Commission	-		-

S/N	ADMINISTRATIVE Code	MINISTRY DEPARTMENT AND AGENCY	FINAL BUDGET	PERSONNEL COST	VARIANCE
28	012300100100	Ministry Of Information And Value Orientation	100,736,512.09	100,220,318	516,194
29	012300300100	Broadcasting Service Of Ekiti State	190,956,153.29	190,377,903	578,250
30	012500600100	Office Of Establishment And Service Matters	72,277,780.09	69,018,539	3,259,241
31	012500700100	Office Of Capacity Development And Reform	17,295,464.04	17,642,394	(346,929)
32	014000100100	Ekiti State Auditor General Office	84,687,857.61	83,820,724	867,133
33	014000200100	Local Government Auditor General Office	37,442,687.40	37,454,173	(11,486)
34	014700100100	Ekiti State Civil Service Commission	54,660,746.12	53,298,002	1,362,744
35	014800100100	Ekiti State Independence Electoral Commission	83,519,302.48	83,804,404	(285,101)
		TOTAL ADMINISTRATION SECTOR	2,986,101,862	3,405,653,320	(419,551,458)
			-		
	020000000000	ECONOMIC SECTOR	-		-
36	021500100100	Ministry Of Agriculture And Food Security	469,755,440.85	463,806,150	5,949,291
37	021510200100	Agricultural Development Programme	150,446,307.54	160,943,418	(10,497,111)
38	021510900100	Ekiti State Forestry Commission	71,392,907.42	70,430,887	962,020
39	021511000100	Fountain Marketing Agricultural Agency	18,587,183.40	22,755,519	(4,168,336)
40	021511500100	Monitoring And Task Force On Forestry Activities	-		-
41	021511600100	Fadama Project	-		-
42	021511700100	Directorate Of Farm Settlement And Peasant Farmer Devt.	-	20,552,631	(20,552,631)
43	021511800100	Ekiti State Rural Access And Agricultural Marketing Project (Raamp)	-		-
44	022000100100	Ministry of Finance	80,641,090.49	80,297,416	343,675
45	022000700100	Office Of The Accountant General	150,279,319.41	157,720,905	(7,441,585)
	21010106	REPATRIATION	5,930,063.46		
	21010107	LOCUM/INTERN	20,947,032.71		
	21010108	LEAVE BONUS	27,033,907.05		
46	022000701100	Central Internal Audit	14,824,637.83	14,295,679	528,958
47	022000800100	Ekiti State Board Of Internal Revenue Service	156,752,554.90	189,379,369	(32,626,814)
48	022000800200	Signage And Advertisement Agency	10,302,578.80	9,609,268	693,310
49	022200100100	Ministry Of Investment, Trade And Innovations	168,589,271.84	184,923,087	(16,333,815)
50	022700100100	Bureau Of Employment, Labour And Productivity	13,282,082.00	12,879,281	402,801
51	022700700100	Job Creation And Employment Agency	12,720,517.09	12,270,937	449,580
52	022800100100	Bureau Of Information, Communication And Technology (ICT)	24,551,558.36	24,609,847	(58,288)
53	023100100100	Ekiti State Electricity Board	78,338,290.15	79,113,951	(775,661)

S/N	ADMINISTRATIVE Code	MINISTRY DEPARTMENT AND AGENCY	FINAL BUDGET	PERSONNEL COST	VARIANCE
54	023300100100	Ekiti State Mineral Resources Development Agency	11,449,735.72	11,103,897	345,839
55	023305100100	Mineral Resources And Environmental Committee	-	365,037	(365,037)
56	023400100100	Ministry Of Works And Transportation	287,384,152.00	311,259,577	(23,875,425)
57	023400100200	Planning Reseach And Statistics	-		-
58	023400100300	Ekiti State Traffic Management Agency	12,054,231.00	11,098,960	955,271
59	023400100400	Ekiti State Public Works Corporation	23,997,512.89	23,062,731	934,782
60	023400100500	Department Of Public Transportation	-		-
61	023600100100	Ministry Of Arts, Culture And Tourism Development	59,533,532.08	58,853,495	680,037
62	023800100100	Ministry Of Budget And Planning	80,874,074.92	77,606,266	3,267,809
63	023800200100	State Bureau Of Statistics	28,111,289.97	33,574,595	(5,463,305)
64	025000100100	Fiscal Responsibility Commission	14,610,499.68	12,388,170	2,222,330
65	025000100200	Monitoring And Evaluation (Fiscal Respeonsibility Commission)	-		-
66	025200100100	Ekiti State Water Cooperation	324,218,057.73	323,528,254	689,804
67	025200100200	State Rural Water Supply And Sanitation Agency	38,397,320.24	37,651,202	746,118
68	025300000000	Ministry Of Housing And Urban Development	60,221,166.70	69,320,541	(9,099,374)
69	025301000100	Ekiti State Housing Corporation	91,750,030.66	88,472,311	3,277,719
70	026000100100	Bureau Of Lands	32,777,140.56	31,058,372	1,718,768
71	026000100200	Office Of Surveyor General	31,123,779.75	30,140,679	983,100
72	026000100300	Control Monitoring And Fild Charting	-		-
73	026000100400	Urban Renewal Agency	12,011,283.74	12,146,175	(134,891)
74	026100100100	Ministry Of Infrastructure And Public Utilities	65,953,327.70	62,612,876	3,340,452
75	026100100200	Ekiti State Fire Services	-	25,505,219	(25,505,219)
76	026100100300	Transmission Company Of Nigeria Projects (TCN)	-		-
		Ministry Of Arts, Culture And Tourism Development		32,978,811	
		TOTAL ECONOMIC SECTOR	2,648,841,879	2,756,315,512	(107,473,634)
			-		
	030000000000	LAW & JUSTICE SECTOR			-
77	031800100100	The Judiciary	-		-
78	031801100100	Ekiti State Judicial Service Commission	-		-
79	032600000000	Ministry Of Justice	180,598,746.78	221,609,904	(41,011,158)
80	032600100100	Ekiti State Citizen's Right	-		-
81	032600100200	Office Of Public Defender	7,780,873.00	6,841,148	939,725
82	032600100300	Ekiti State Law Reform Commission	-		-
		TOTAL LAW & JUSTICE SECTOR	188,379,620	228,451,052	(40,071,433)

S/N	ADMINISTRATIVE Code	MINISTRY DEPARTMENT AND AGENCY	FINAL BUDGET	PERSONNEL COST	VARIANCE
			-		
	040000000000	REGIONAL SECTOR	-		-
83	045102100100	Ministry Of Regionaland Special Duties	10,979,240.48	10,947,139	32,102
84	045102100200	Serve EKS Steering Committee	-		-
85	045102100300	Serve EKS	-		-
86	045102100400	Subvention To Dawn Commission	-		-
		TOTAL REGIONAL SECTOR	10,979,240	10,947,139	32,102
			-		
	050000000000	SOCIAL SECTOR	-		-
87	051300100100	Ministry Of Youth And Sport Development	17,679,984.95	20,239,610	(2,559,625)
88	051305200100	Ekiti State Sport Council	68,956,682.90	67,522,117	1,434,566
89	051305300100	Ekiti State Office Of Disability	10,326,314.80	9,107,178	1,219,137
90	051400100100	Ministry Of Women Affairs, Gender Empowerment And Social Welfare	80,821,932.42	90,449,229	(9,627,296)
91	051700100100	Ministry Of Education, Science And Technology	513,115,344.74	552,377,210	(39,261,865)
92	051700100400	Ekiti State Libabry Board	16,732,627.88	17,885,292	(1,152,664)
93	051700100500	Education Trust Funds	15,899,330.41	16,694,439	(795,109)
94	051701000100	State Universal Basic Education Board	323,430,718.08	339,085,825	(15,655,107)
95	051700100600	Subeb Staff Housing Loans Board	-		-
96	051701000100	Agency For Adult And Non Formal Education	45,995,887.12	40,816,542	5,179,345
97	051702600100	School Of Agriculture And Enterprise Agency	7,528,499.30	7,097,412	431,087
98	051705300100	Ekiti State Board For Technical And Vocational Education	84,416,023.36	130,289,182	(45,873,159)
99	051705400100	Ekiti State Scholarship Board	11,345,397.48	10,594,541	750,857
100	051705500100	Ekiti State Teaching Service Commission	8,121,134,514.46	9,181,073,472	(1,059,938,958)
	051705600200	Secondary Schools Non-Teaching Staff (TSC)	138,064,362.78		
101	052100100100	Ministry Of Health And Human Services	297,508,684.31	313,306,125	(15,797,441)
102	052100200100	Ekiti State Health Insurance Scheme	30,018,189.48	29,323,606	694,584
103	052100200200	Ekiti State Health Insurance Scheme Committee Members	-		-
104	052100300100	Primary Healthcare Development	66,353,692.44	63,819,901	2,533,792
105	052110200100	Hospital Management Board	2,194,071,396.18	2,992,625,874	(798,554,478)
106	052110300100	Medical Mission	-		-
107	052110400100	Central Medical Stores	21,684,855.17	19,473,202	2,211,653
108	053500100100	Ministry Of Environment	90,469,340.46	106,236,347	(15,767,006)
109	053500100200	Monthly Sanitation Exercise	-		-
110	053501600100	State Environmental Protection Agency	17,604,881.51	17,405,102	199,779
111	053505300100	Ekiti State Waste Management Board	26,569,854.39	25,993,717	576,138
112	055100100100	Ministry Of Local Government Affairs	38,418,926.06	52,260,886	(13,841,960)

S/N	ADMINISTRATIVE Code	MINISTRY DEPARTMENT AND AGENCY	FINAL BUDGET	PERSONNEL COST	VARIANCE
113	055100200100	Bureau Of Chieftaincy Affairs	20,099,597.32	20,027,328	72,270
114	055100300100	Bureau Of Rural And Community Development	8,424,152.65	8,336,785	87,368
		UNSPECIFIED		52,561	
		TOTAL SOCIAL SECTOR	12,266,671,191	14,132,093,482	(1,865,422,291)
			-		-
		SUMMARY OF PERSONNEL COST ON SECTOR	-		-
	A	ADMINISTRATION SECTOR	2,986,101,862	3,405,653,320	(419,551,458)
	B	ECONOMIC SECTOR	2,648,841,879	2,756,315,512	(107,473,634)
	C	LAW AND JUSTICE SECTOR	188,379,620	228,451,052	(40,071,433)
	D	REGIONAL SECTOR	10,979,240	10,947,139	32,102
	E	SOCIAL SECTOR	12,266,671,191	14,132,093,482	(1,865,422,291)
		GRAND TOTAL	18,100,973,792	20,533,460,506	(2,432,486,714)

SUPPLEMENTARY NOTE 10: OVERHEAD COST (BY SECTORS)														
S/N O	ADMINISTRATIVE Code	MINISTRY DEPARTMENT AND AGENCY	OVERHEAD TOTAL ESTIMATE	TRAVEL & TRANSPORT - GENERAL	UTILITIES - GENERAL	MATERIALS & SUPPLIES - GENERAL	MAINTENANCE SERVICES - GENERAL	TRAINING - GENERAL	OTHER SERVICES - GENERAL	CONSULTING & PROFESSIONAL SERVICES - GENERAL	FUEL & LUBRICANTS - GENERAL	FINANCIAL CHARGES - GENERAL	MISCELLANEOUS EXPENSES GENERAL	ACTUAL TOTAL
1	011100100100	Government House And Protocol	2,316,984,982.25	558,836,000.00	79,600,000.00	242,920,000.00	241,770,000.00	32,500,000.00	137,900,000.00	16,800,000.00	115,035,000.00	5,220,000.00	882,899,408.25	2,313,480,408.25
2	011100100200	Deputy Governor's Office	196,254,730.00	107,250,465.00	-	14,991,580.00	5,899,938.00	301,000.00	-	-	-	-	29,460,000.00	157,902,983.00
3	011100200100	Special Adviser On Investment	6,000,000.00	2,070,000.00	-	-	-	-	-	-	180,000.00	-	-	2,250,000.00
4	011100200200	Special Adviser To The Governor On	10,000,000.00	3,499,333.33	-	1,150,666.67	1,300,000.00	800,000.00	-	-	-	-	3,250,000.00	11,000,000.00
5	011100200300	Special Adviser On Allied Matters	3,000,000.00	3,000,000.00	-	-	-	-	-	-	-	-	-	3,000,000.00
6	011100200400	Special Adviser On Tertiary Institutions	3,647,500.00	-	-	-	-	-	-	-	-	-	1,850,000.00	1,850,000.00
7	011100200500	Special Adviser Trade, Investment	2,000,000.00	-	-	-	-	-	-	-	-	-	-	-
8	011100200600	Senior Sepcial Adviser Policy,	3,000,000.00	-	-	-	765,000.00	-	450,000.00	-	-	-	135,000.00	1,350,000.00
9	011100200700	Specail Adviser Governor Office	400,000.00	-	-	-	-	-	-	-	-	-	-	-
10	011100200800	Special Adviser Communication	3,000,000.00	-	-	-	500,000.00	-	1,000,000.00	-	-	-	500,000.00	2,000,000.00
11	011100200900	Special Adviser Policy And	2,000,000.00	-	-	-	-	-	-	-	-	-	-	-
12	011100201000	Special Adviser Mobilization, Urban	8,500,000.00	-	-	-	2,250,000.00	-	1,350,000.00	-	-	-	900,000.00	4,500,000.00
13	011100201100	Special Adviser NGO Special Assistant	1,200,000.00	-	-	-	350,000.00	-	175,000.00	-	-	-	175,000.00	700,000.00
14	011100201200	Protocol Senior Special	1,200,000.00	-	-	-	350,000.00	-	175,000.00	-	-	-	175,000.00	700,000.00
15	011100201300	Assistant National Special Adviser	2,000,000.00	-	-	-	720,000.00	-	160,000.00	-	-	-	720,000.00	1,600,000.00
16	011100201400	Special Adviser Developmentg	5,000,000.00	-	-	-	-	-	-	-	-	-	-	-
17	011100201500	Special Adviser On Social Investment	7,000,000.00	3,300,245.00	-	51,000.00	148,300.00	-	-	-	-	-	142,200.00	3,641,745.00
18	011100201600	Special Adviser On Economic Matters	4,200,000.00	1,829,500.00	-	305,500.00	788,000.00	-	-	-	-	-	890,000.00	3,813,000.00
19	011100201700	Office Of The Senior Special Assistant	1,200,000.00	-	-	-	150,000.00	-	150,000.00	-	-	-	300,000.00	600,000.00
	011100201800	SSA (Tourism)	3,000,000.00											
20	011100300100	Ekiti State Boundary Commission	3,540,000.00	2,200,400.00	-	164,900.00	126,700.00	-	-	-	-	-	608,000.00	3,100,000.00
21	011100300200	Boundary Technical Committee	4,500,000.00	205,000.00	-	30,000.00	117,000.00	-	-	-	-	-	248,000.00	600,000.00
22	011100400100	Ekiti State Sustainable	5,511,300.00	1,558,900.00	-	372,700.00	689,930.00	268,500.00	-	-	-	-	1,595,670.00	4,485,700.00
23	011100400200	Development Relation	1,000,000.00	29,000.00	-	165,750.00	-	-	-	-	-	-	445,250.00	640,000.00
24	011100400300	CGS To LGAs Track Ekiti State Micro	3,360,000.00	1,299,810.00	-	289,190.00	50,000.00	-	-	-	-	-	601,000.00	2,240,000.00
25	011100500100	Finance And Ekiti State	23,200,000.00	430,200.00	10,000.00	12,650.00	64,200.00	-	7,619,450.00	-	-	-	-	8,136,500.00
26	011100500200	Enterprise Ekiti State	1,680,000.00	627,000.00	-	39,200.00	155,800.00	-	-	-	-	-	18,000.00	840,000.00
27	011100600100	Emergency Control Monitoring	14,000,000.00	690,000.00	-	534,833.30	3,456,666.70	262,333.35	-	-	-	-	138,166.65	5,082,000.00
28	011100600200	And Disaster Site Ekiti State Bureau	600,000.00	550,000.00	-	-	-	-	-	-	-	-	-	550,000.00
29	011100700100	Of Public Supervision And	6,400,000.00	1,200,000.00	-	180,000.00	390,000.00	210,000.00	-	-	-	-	420,000.00	2,400,000.00
30	011100700200	Monitoring Of	3,960,000.00	1,110,000.00	-	300,000.00	240,000.00	150,000.00	-	-	-	-	-	1,800,000.00

S/N O	ADMINISTRATIVE Code	MINISTRY DEPARTMENT AND AGENCY	OVERHEAD TOTAL ESTIMATE	TRAVEL & TRANSPORT - GENERAL	UTILITIES - GENERAL	MATERIALS & SUPPLIES - GENERAL	MAINTENANCE SERVICES - GENERAL	TRAINING - GENERAL	OTHER SERVICES - GENERAL	CONSULTING & PROFESSIONAL SERVICES - GENERAL	FUEL & LUBRICANTS - GENERAL	FINANCIAL CHARGES - GENERAL	MISCELLANEOUS EXPENSES GENERAL	ACTUAL TOTAL
31	011100800100	Office Of Economic Preservation And	600,000.00	447,000.00	-	153,000.00	-	-	-	-	-	-	-	600,000.00
32	011100800200	Safe City Office Of	3,000,000.00	-	-	-	-	-	-	-	-	-	-	-
33	011101000100	Transformation And Civil Service	8,547,000.00	3,442,250.00	-	891,900.00	657,000.00	145,250.00	-	-	-	-	1,753,600.00	6,890,000.00
34	011101000200	Transformation Ekiti State Liaison	1,617,000.00	580,500.00	-	103,000.00	162,250.00	116,750.00	-	-	-	-	297,500.00	1,260,000.00
35	011102100100	Office Abuja Ekiti State Governor	43,494,308.88	12,044,516.49	-	293,400.00	6,505,200.00	583,500.00	-	-	-	-	13,050,400.00	32,477,016.49
36	011102100200	Lodge Abuja Deputy Governor	3,200,000.00	600,000.00	-	100,000.00	640,000.00	-	-	-	-	-	1,300,000.00	2,640,000.00
37	011102100300	Lodge Abuja Maintenance Of	1,200,000.00	238,200.00	-	262,500.00	530,300.00	-	-	-	-	-	169,000.00	1,200,000.00
38	011102100400	Liaison Office Staff Ekiti State Liaison	3,200,000.00	114,000.00	-	104,300.00	918,700.00	-	-	-	-	-	63,000.00	1,200,000.00
39	011102100500	Office Lagos Ekiti State Liaison	12,519,100.00	9,305,000.00	-	522,000.00	1,612,000.00	92,000.00	-	-	-	-	717,000.00	12,248,000.00
40	011102100600	Office Akure Ekiti State Aid	240,000.00	75,000.00	-	68,000.00	70,000.00	-	-	-	-	-	27,000.00	240,000.00
41	011103300100	Control Agency PENSION	2,079,000.00	715,800.00	-	-	240,000.00	60,000.00	-	-	-	-	64,200.00	1,080,000.00
42	011103500200	DEPARTMENT Muslim Pilgrim	2,400,000.00	73,400.00	-	40,000.00	494,000.00	86,000.00	-	-	-	-	1,026,600.00	1,720,000.00
43	011103700100	Board Christian Pilgrim	5,000,000.00	150,000.00	-	180,000.00	240,000.00	30,000.00	-	-	-	-	-	600,000.00
44	011103800100	Board Bureau Of Special	10,051,724.12	797,600.00	-	60,000.00	87,500.00	-	-	-	-	-	154,900.00	1,100,000.00
45	01110100100	Projects Office Of The Chief	14,500,000.00	3,318,000.00	-	1,102,000.00	480,000.00	-	-	-	-	-	-	4,900,000.00
46	01110500100	Of Staff Public Private	45,240,000.00	8,400,000.00	-	2,400,000.00	4,800,000.00	4,800,000.00	3,600,000.00	-	-	-	14,400,000.00	38,400,000.00
47	011111100100	Partnership General	840,000.00	67,500.00	-	188,800.00	44,000.00	-	-	-	-	-	119,700.00	420,000.00
48	011111200100	Adminsitration Petroleum Product	373,248,968.00	25,318,600.00	-	1,881,000.00	76,686,455.00	350,000.00	-	-	197,411,000.00	-	826,210.00	302,473,265.00
49	011111200200	Consumer Utility Service	3,525,000.00	1,815,000.00	-	57,000.00	208,000.00	-	-	-	-	-	45,000.00	2,125,000.00
50	011111200300	Department Government Asset	1,200,000.00	425,600.00	-	145,600.00	70,700.00	-	-	-	-	-	58,100.00	700,000.00
51	011111200400	Unit Office Of Chief Of	2,500,000.00	580,000.00	-	220,000.00	1,300,000.00	-	-	-	-	-	-	2,100,000.00
52	011111200500	Protocol (Scop) Maintenance Of	3,000,000.00	-	-	-	-	-	-	-	-	-	-	-
53	011111200600	Governor's Lodge Secretariat, Office	600,000.00	-	-	-	60,000.00	-	120,000.00	-	-	-	120,000.00	300,000.00
54	011111200700	of the Governor	12,000,000.00	-	-	-	5,400,000.00	-	5,400,000.00	-	-	-	1,200,000.00	12,000,000.00
55	011111200800	AUDA-NEPAD	600,000.00	180,000.00	-	-	-	120,000.00	-	-	-	-	-	300,000.00
56	011111200900	OGP Activities Citizenship	1,200,000.00	240,000.00	-	-	180,000.00	180,000.00	-	-	-	-	-	600,000.00
	011111200900	Engagement Office 3 SSAs Special	3,500,000.00											2,000,000.00
57	011111201000	Projects (for 3	5,000,000.00	-	-	-	-	-	-	-	-	-	-	-
58	011111201100	SSA Diaspora	3,000,000.00	1,017,000.00	-	-	-	-	-	-	-	-	-	1,017,000.00
59	011111201200	SSA Statistics SSA Development	2,000,000.00	-	-	-	-	-	-	-	-	-	-	-
60	011111201300	Partnership Ekiti State Pension	-	-	-	-	625,000.00	-	625,000.00	-	-	-	1,250,000.00	2,500,000.00
61	011111300100	Commission	17,160,000.00	2,950,000.00	-	3,429,400.00	3,850,000.00	3,200,000.00	-	-	-	-	2,970,600.00	16,400,000.00

S/N O	ADMINISTRATIVE Code	MINISTRY DEPARTMENT AND AGENCY	OVERHEAD TOTAL ESTIMATE	TRAVEL & TRANSPORT - GENERAL	UTILITIES - GENERAL	MATERIALS & SUPPLIES - GENERAL	MAINTENANCE SERVICES - GENERAL	TRAINING - GENERAL	OTHER SERVICES - GENERAL	CONSULTING & PROFESSIONAL SERVICES - GENERAL	FUEL & LUBRICANTS - GENERAL	FINANCIAL CHARGES - GENERAL	MISCELLANEOUS EXPENSES GENERAL	ACTUAL TOTAL
62	011111300200	Pension Transition Arrangement Chief Press	3,000,000.00	1,330,000.00	-	208,150.00	140,550.00	152,500.00	-	-	-	-	1,218,800.00	3,050,000.00
63	011111400100	Secretary	40,103,750.00	3,630,000.00	-	990,000.00	2,310,000.00	1,320,000.00	1,870,000.00	-	-	-	23,115,000.00	33,235,000.00
64	011113200100	Inter-Governmental And Integration	3,600,000.00	1,260,000.00	-	280,000.00	350,000.00	-	70,000.00	-	422,500.00	-	140,000.00	2,522,500.00
65	011200100100	Ekiti State House Of Assembly	1,067,548,197.85	324,897,600.00	-	7,000,000.00	64,407,800.00	178,755,000.00	115,217,515.93	-	-	-	244,175,075.71	934,452,991.64
66	011200200100	House Of Assembly Service Commission	46,000,000.00	-	-	12,543,700.00	1,613,400.00	399,700.00	1,326,700.00	900,000.00	-	-	2,116,500.00	18,900,000.00
67	012300100100	Ministry Of Information And Broadcasting	91,882,530.00	2,591,150.00	-	1,054,850.00	538,000.00	-	99,097,365.00	-	-	-	29,958,000.00	133,239,365.00
68	012300300100	Service Of Ekiti	109,650,420.04	310,000.00	-	501,679.24	227,500.00	-	-	86,955,136.97	-	-	-	87,994,316.21
69	012500100100	Head Of Service Public Service	40,304,200.00	19,962,000.00	-	1,416,000.00	2,040,000.00	-	-	-	-	-	4,978,000.00	28,396,000.00
70	012500500100	Cordinating Unit Office Of	2,508,000.00	600,000.00	-	710,000.00	450,000.00	180,000.00	-	-	-	-	340,000.00	2,280,000.00
71	012500600100	Establishment And Establishment And	40,048,250.00	9,136,000.00	-	5,873,000.00	1,387,000.00	210,000.00	-	-	-	-	11,947,000.00	28,553,000.00
72	012500600200	Management Staff Matter And	2,640,000.00	700,000.00	-	230,000.00	250,000.00	70,000.00	-	-	-	-	150,000.00	1,400,000.00
73	012500600300	Industrial Relation Labour And	1,320,000.00	485,000.00	-	105,000.00	65,000.00	45,000.00	-	-	-	-	-	700,000.00
74	012500600400	Industrial Relation hosting of public	25,036,500.00	10,292,000.00	-	4,230,000.00	1,970,000.00	150,000.00	-	-	-	-	3,500,000.00	20,142,000.00
75	012500600500	service games Peer Review Service	1,000,000.00	300,000.00	-	-	-	-	-	-	-	-	-	300,000.00
76	012500600600	Programme For Staff Housing Loan	3,960,000.00	70,000.00	-	350,000.00	-	-	-	-	-	-	1,680,000.00	2,100,000.00
77	012500600700	Board	800,000.00	150,000.00	-	80,000.00	40,000.00	-	-	-	-	-	30,000.00	300,000.00
78	012500600800	Nigeria Legion		-	-	-	-	-	-	-	-	-	-	
79	012500700100	Office Of Capacity Development And	48,088,000.00	1,160,600.00	-	170,700.00	96,900.00	2,860,000.00	14,800,000.00	-	-	-	371,800.00	19,460,000.00
80	012500700200	Training And Man Power Department	1,000,000.00	354,500.00	-	89,750.00	114,500.00	-	-	-	-	-	41,250.00	600,000.00
81	012500700300	Staff Development Centre	1,000,000.00	399,800.00	-	117,800.00	38,400.00	-	-	-	-	-	44,000.00	600,000.00
82	014000100100	Ekiti State Auditor General Office	26,286,150.00	8,286,150.00	-	4,000,000.00	4,000,000.00	4,186,500.00	-	-	-	-	1,613,850.00	22,086,500.00
83	014000100200	Pension And Grautities	660,000.00	240,000.00	-	120,000.00	120,000.00	120,000.00	-	-	-	-	-	600,000.00
84	014000100300	Government Account Auditing Of	660,000.00	240,000.00	-	120,000.00	120,000.00	120,000.00	-	-	-	-	-	600,000.00
85	014000100400	Secondary Schools Monitoring And	4,200,000.00	900,000.00	-	630,000.00	1,080,000.00	990,000.00	-	-	-	-	-	3,600,000.00
86	014000100500	Special Audit	1,200,000.00	327,000.00	-	240,000.00	204,000.00	-	-	-	-	-	429,000.00	1,200,000.00
87	014000200100	Local Government Auditor General	8,500,000.00	330,000.00	-	2,485,000.00	935,000.00	832,000.00	-	-	-	-	300,000.00	4,882,000.00
88	014000300100	Ekiti State Audit Service Commission	12,000,000.00	1,400,000.00	-	1,000,000.00	200,000.00	-	-	-	-	-	400,000.00	3,000,000.00
89	014500100100	Public Complaint Commission	660,000.00	80,379.47	-	48,227.67	96,455.34	80,379.47	35,654.76	-	-	-	108,903.29	450,000.00
90	014700100100	Ekiti State Civil Service Commission	25,000,000.00	12,140,600.00	-	690,000.00	2,273,800.00	-	-	-	-	-	1,295,600.00	16,400,000.00
91	014700100200	Personnel Department	1,500,000.00	610,500.00	-	237,400.00	142,500.00	-	-	-	-	-	89,600.00	1,080,000.00
92	014700100300	Appointment Department	1,500,000.00	531,500.00	-	189,600.00	214,200.00	22,700.00	-	-	-	-	122,000.00	1,080,000.00
93	014800100100	Ekiti State Independence	18,676,125.00	5,881,500.00	-	552,500.00	366,000.00	120,000.00	-	-	-	-	60,000.00	6,980,000.00

S/N O	ADMINISTRATIVE Code	MINISTRY DEPARTMENT AND AGENCY	OVERHEAD TOTAL ESTIMATE	TRAVEL & TRANSPORT - GENERAL	UTILITIES - GENERAL	MATERIALS & SUPPLIES - GENERAL	MAINTENANCE SERVICES - GENERAL	TRAINING - GENERAL	OTHER SERVICES - GENERAL	CONSULTING & PROFESSIONAL SERVICES - GENERAL	FUEL & LUBRICANTS - GENERAL	FINANCIAL CHARGES - GENERAL	MISCELLANEOUS EXPENSES GENERAL	ACTUAL TOTAL
94	016100100100	Secretary To The State Government	42,240,000.00	9,413,636.38	-	4,904,545.46	12,574,454.62	1,289,181.84	-	-	-	-	10,218,181.70	38,400,000.00
95	016101300200	Political And Economic Affairs	1,310,412,513.35	2,816,393.69	-	320,879.77	1,188,417.19	-	-	-	-	-	1,145,751,439.23	1,150,077,129.88
96	016101300300	Economic P & E Political And Inter- Party	1,200,000.00	-	-	-	-	-	-	-	-	-	1,200,000.00	1,200,000.00
97	016101300400	Quarterly Legislative	17,500,000.00	5,912,626.30	-	1,892,712.83	1,419,134.23	707,922.05	-	-	-	-	6,567,604.59	16,500,000.00
98	016101300500	Policy And Strategy	600,000.00	-	-	-	-	-	-	-	-	-	550,000.00	550,000.00
99	016101300600	NIREC	600,000.00	-	-	-	-	-	-	-	-	-	550,000.00	550,000.00
100	016101300700	Parastatals Affair Department	2,145,000.00	2,100,000.00	-	-	-	-	-	-	-	-	-	2,100,000.00
101	016101300800	Cabinet And Special Services	6,275,000.00	2,150,279.47	-	600,000.00	492,424.28	260,283.60	-	-	-	-	1,997,012.95	5,500,000.30
102	016101700100	Ekiti State Security Trust Fund	81,000,000.00	6,220,000.00	-	2,530,000.00	2,200,000.00	640,000.00	16,070,000.00	-	-	-	21,217,400.00	48,877,400.00
	016101700300	Maintenance of Exco Chamber	5,000,000.00	-	-	-	-	-	-	-	-	-	400,000.00	400,000.00
	016101700400	TOTAL	2,400,000.00	-	-	390,000.00	1,894,000.00	-	-	-	-	-	-	2,284,000.00
		ADMINISTRATION	6,333,305,249.49	1,199,790,035.13	79,610,000.00	330,611,364.94	471,702,075.36	237,766,500.31	407,211,685.69	104,655,136.97	313,048,500.00	5,220,000.00	2,481,759,522.37	5,634,374,820.77
104	021500100100	Ministry Of Agriculture And Agricultural	30,000,000.00	12,128,000.00	-	835,000.00	8,335,000.00	146,000.00	-	-	-	-	3,491,000.00	24,935,000.00
105	021510200100	Development Ekiti State Forestry Commission	5,800,000.00	1,740,000.00	-	60,000.00	-	-	-	-	-	-	1,200,000.00	3,000,000.00
106	021510900100	Fountain Marketing Agricultural Agency Monitoring And Task Force On	7,841,582.93	1,573,000.00	-	50,000.00	71,000.00	55,000.00	5,417,077.50	-	-	-	51,000.00	7,217,077.50
107	021511000100		3,000,000.00	1,198,500.00	-	28,000.00	129,000.00	10,630.00	70,200.00	-	-	-	63,670.00	1,500,000.00
108	021511500100		1,000,000.00	470,000.00	-	-	130,000.00	-	-	-	-	-	-	600,000.00
109	021511600100	Fadama Project Directorate Of Farm Settlement And Ekiti State Rural Access And	1,000,000.00	180,000.00	-	230,000.00	120,000.00	-	-	-	-	-	70,000.00	600,000.00
110	021511700100		1,000,000.00	311,000.00	-	29,000.00	208,500.00	-	-	-	-	-	608,723.90	1,157,223.90
111	021511800100		3,000,000.00	300,000.00	-	360,000.00	420,000.00	360,000.00	240,000.00	-	240,000.00	-	180,000.00	2,100,000.00
112	022000100100	Ministry Of Finance State Revenue And Investment Fiscal Committee	8,932,190,585.03	48,609,500.00	270,250,000.00	7,297,500.00	4,200,000.00	-	7,576,002,833.67	-	-	-	281,672,553.22	8,188,032,386.89
113	022000100200	Secretariat Expenditure Department State Finance Department State Wide	2,244,000.00	975,000.00	-	421,000.00	407,000.00	-	-	-	-	-	237,000.00	2,040,000.00
114	022000100300		11,880,000.00	841,000.00	-	929,600.00	735,000.00	-	-	-	-	-	8,294,400.00	10,800,000.00
115	022000100400		4,620,000.00	348,000.00	-	580,000.00	728,000.00	-	-	-	-	-	2,544,000.00	4,200,000.00
116	022000100500		3,300,000.00	960,000.00	-	1,032,000.00	732,000.00	-	-	-	-	-	276,000.00	3,000,000.00
117	022000100600	Revenue State Fiscal Efficiency Unit Community Of	5,940,000.00	1,500,000.00	-	1,464,000.00	1,440,000.00	498,000.00	-	-	-	-	498,000.00	5,400,000.00
118	022000100700		3,300,000.00	880,000.00	-	1,024,000.00	796,000.00	-	-	-	-	-	300,000.00	3,000,000.00
119	022000100800	Public Finance Sftas Related Activities	5,000,000.00	600,000.00	-	960,000.00	1,080,000.00	-	-	-	-	-	360,000.00	3,000,000.00
120	022000100900	Debt Management Office Office Of The	6,000,000.00	600,000.00	-	960,000.00	1,080,000.00	-	-	-	-	-	360,000.00	3,000,000.00
121	022000200100		3,036,000.00	720,000.00	-	888,000.00	720,000.00	-	-	-	-	-	432,000.00	2,760,000.00
122	022000700100	Accountant General	124,009,192.41	15,110,000.00	-	16,393,299.42	7,965,986.70	7,801,500.00	81,176,696.19	-	-	-	44,678,200.00	173,125,682.31

S/N O	ADMINISTRATIVE Code	MINISTRY DEPARTMENT AND AGENCY	OVERHEAD TOTAL ESTIMATE	TRAVEL & TRANSPORT - GENERAL	UTILITIES - GENERAL	MATERIALS & SUPPLIES - GENERAL	MAINTENANCE SERVICES - GENERAL	TRAINING - GENERAL	OTHER SERVICES - GENERAL	CONSULTING & PROFESSIONAL SERVICES - GENERAL	FUEL & LUBRICANTS - GENERAL	FINANCIAL CHARGES - GENERAL	MISCELLANEOUS EXPENSES GENERAL	ACTUAL TOTAL
123	022000700200	Main Accounts Department	3,300,000.00	450,000.00	-	500,000.00	400,000.00	200,000.00	-	-	-	-	1,450,000.00	3,000,000.00
124	022000700300	Ipsas Streering Coommittee	1,584,000.00	200,000.00	-	520,000.00	220,000.00	300,000.00	-	-	-	-	200,000.00	1,440,000.00
125	022000700400	Central Pay Office Management	1,980,000.00	600,000.00	-	500,000.00	300,000.00	200,000.00	-	-	-	-	200,000.00	1,800,000.00
126	022000700500	Service Department Implemetation Of	2,970,000.00	600,000.00	-	600,000.00	500,000.00	200,000.00	-	-	-	-	500,000.00	2,400,000.00
127	022000700600	Treasury Single	5,940,000.00	1,200,000.00	-	1,920,000.00	960,000.00	720,000.00	-	-	-	-	600,000.00	5,400,000.00
128	022000700700	Funds Management State Integrated	3,300,000.00	700,000.00	-	450,000.00	400,000.00	200,000.00	-	-	-	-	1,250,000.00	3,000,000.00
129	022000700800	Financial Projects Financial	3,300,000.00	500,000.00	-	1,550,000.00	550,000.00	200,000.00	-	-	-	-	200,000.00	3,000,000.00
130	022000700900	Management Units Nigeria Civil	792,000.00	120,000.00	-	300,000.00	100,000.00	100,000.00	-	-	-	-	100,000.00	720,000.00
131	022000701000	Defence Corps Central Internal		-	-	-	-	-	-	-	-	-	-	-
132	022000701100	Audit Ekiti State Board Of	11,708,600.00	5,698,675.00	-	518,620.00	349,700.00	745,880.00	-	-	-	-	1,078,000.00	8,390,875.00
133	022000800100	Internal Revenue Signage And	334,804,340.78	70,000,000.00	-	9,000,000.00	40,000,000.00	10,000,000.00	32,320,000.00	83,653,431.62	-	-	12,000,000.00	256,973,431.62
134	022000800200	Advertisement	22,594,449.90	5,698,775.00	-	1,385,000.00	1,520,000.00	-	-	-	-	-	13,741,170.00	22,344,945.00
	022000800300	Ekiti State Lotteries Commission Ministry Of	3,000,000.00											
135	022200100100	Investment, Trade Steering Committee	5,296,500.00	3,680,800.00	-	258,000.00	567,000.00	-	-	-	-	-	2,261,200.00	6,767,000.00
136	022200100200	On Social Cooperative	3,000,000.00	210,000.00	-	-	560,000.00	560,000.00	-	-	-	-	420,000.00	1,750,000.00
137	022200600100	Department & Technical Adviser	889,500.00	135,000.00	-	43,000.00	136,500.00	-	-	-	-	-	225,500.00	540,000.00
138	022200900100	On Ekiti Knowledge Monitoring And	6,000,000.00	1,530,800.00	79,100.00	144,500.00	411,500.00	-	424,500.00	-	-	-	17,600.00	2,608,000.00
139	022201000100	Supervision Of State Cooperative	600,000.00	110,000.00	-	52,500.00	-	-	-	-	-	-	137,500.00	300,000.00
140	022201800100	Advisory Board Ekiti State	600,000.00	110,000.00	-	52,500.00	-	-	-	-	-	-	137,500.00	300,000.00
141	022205200100	Investment Bureau Of	25,000,000.00	1,781,500.00	-	342,500.00	4,593,300.00	470,000.00	138,500.00	-	167,200.00	-	7,087,000.00	14,580,000.00
142	022700100100	Employment, Ekiti State Social	9,000,000.00	1,245,000.00	-	515,000.00	600,000.00	-	1,000,000.00	-	-	-	540,000.00	3,900,000.00
143	022700500100	Security Scheme Human Capital	1,848,000.00	494,000.00	-	110,000.00	177,500.00	-	-	-	-	-	178,500.00	960,000.00
144	022700600100	Development Job Creation And	1,200,000.00	210,000.00	-	70,000.00	112,000.00	-	-	-	29,000.00	-	179,000.00	600,000.00
145	022700700100	Employment	1,524,600.00	420,000.00	-	144,000.00	125,000.00	20,000.00	-	-	-	-	83,000.00	792,000.00
146	022700700200	Automation Centre Bureau Of	2,200,000.00	-	-	-	-	-	-	-	-	-	250,000.00	250,000.00
147	022800100100	Information, Ekiti State	10,969,500.00	778,900.00	2,801,700.00	121,300.00	252,000.00	-	3,000,000.00	-	-	-	186,100.00	7,140,000.00
148	023100100100	Electricity Board Monitoring Of	120,453,080.25	3,203,800.00	-	121,200.00	-	-	-	-	103,536,000.00	-	-	106,861,000.00
149	023100100200	Government House Ekiti State Office Of	600,000.00	300,000.00	-	-	-	-	-	-	-	-	-	300,000.00
150	023100100300	Energy Matters Ekiti State Mineral	8,000,000.00	2,620,500.00	-	530,845.00	1,309,480.00	1,100,000.00	-	-	-	-	743,775.00	6,304,600.00
151	023300100100	Resources Mineral Resources	2,000,000.00	165,000.00	-	65,800.00	21,500.00	-	-	-	-	-	947,700.00	1,200,000.00
152	023305100100	And Environmental Ministry Of Works	2,000,000.00	194,000.00	-	67,000.00	35,000.00	-	-	-	-	-	904,000.00	1,200,000.00
153	023400100100	And Transportation	8,522,300.00	1,617,000.00	-	850,800.00	705,027.50	240,000.00	-	1,723,600.00	-	-	14,972.50	5,151,400.00

S/N O	ADMINISTRATIVE Code	MINISTRY DEPARTMENT AND AGENCY	OVERHEAD TOTAL ESTIMATE	TRAVEL & TRANSPORT - GENERAL	UTILITIES - GENERAL	MATERIALS & SUPPLIES - GENERAL	MAINTENANCE SERVICES - GENERAL	TRAINING - GENERAL	OTHER SERVICES - GENERAL	CONSULTING & PROFESSIONAL SERVICES - GENERAL	FUEL & LUBRICANTS - GENERAL	FINANCIAL CHARGES - GENERAL	MISCELLANEOUS EXPENSES GENERAL	ACTUAL TOTAL
154	023400100200	Planning Reseach And Statistics	600,000.00	300,000.00	-	-	-	-	-	-	-	-	-	300,000.00
155	023400100300	Ekiti State Traffic Management	35,743,750.00	1,933,331.15	-	2,445,604.80	833,376.00	20,479,979.80	-	-	-	-	907,708.25	26,600,000.00
156	023400100400	Ekiti State Public Works Corporation	3,000,000.00	290,000.00	200,000.00	270,000.00	230,000.00	230,000.00	260,000.00	-	-	-	200,000.00	1,680,000.00
157	023400100500	Department Of Public	1,000,000.00	600,000.00	-	-	-	-	-	-	-	-	-	600,000.00
	023405800100	Ekiti State International Cargo	2,400,000.00											
158	023600100100	Ministry Of Arts, Culture And Tourism	62,206,587.70	1,800,000.00	-	360,000.00	720,000.00	150,000.00	14,945,000.00	-	-	-	570,000.00	18,545,000.00
159	023600100200	Department Council For Art And	1,500,000.00	615,000.00	-	60,000.00	120,000.00	45,000.00	-	-	-	-	60,000.00	900,000.00
160	023600100300	Culture Ministry Of Budget	2,500,000.00	960,000.00	-	360,000.00	-	150,000.00	-	-	-	-	30,000.00	1,500,000.00
161	023800100100	And Planning Multi-Lateral	280,014,954.00	28,850,000.00	-	28,785,000.00	16,870,000.00	1,975,000.00	120,000,000.00	4,117,000.00	-	-	39,079,500.00	239,676,500.00
162	023800100200	Department Project Evaluation	1,200,000.00	175,000.00	-	77,000.00	206,500.00	210,000.00	-	-	-	-	31,500.00	700,000.00
163	023800100300	Committee Economic	900,000.00	70,000.00	-	315,000.00	17,500.00	105,000.00	-	-	-	-	17,500.00	525,000.00
164	023800100400	Development Devt. Planning &	5,000,000.00	210,000.00	-	140,000.00	140,000.00	35,000.00	-	-	-	-	3,200,000.00	3,725,000.00
165	023800100500	Strategy Committee	600,000.00	70,000.00	-	91,000.00	112,000.00	42,000.00	-	-	-	-	35,000.00	350,000.00
166	023800100600	Budget Department Budget Monitoring	3,500,000.00	35,000.00	-	1,435,000.00	385,000.00	-	-	-	-	-	35,000.00	1,890,000.00
167	023800100700	Committee State Projects	3,000,000.00	70,000.00	-	1,286,250.00	385,000.00	-	-	-	-	-	-	1,741,250.00
168	023800100800	Monitoring & Sustainable Igr	1,200,000.00	175,000.00	-	280,000.00	175,000.00	-	-	-	-	-	70,000.00	950,000.00
169	023800100900	Committee Development	3,364,000.00	175,000.00	-	994,000.00	175,000.00	-	-	-	-	-	616,000.00	1,960,000.00
170	023800101000	Partners & Aids Medium Term	600,000.00	77,000.00	-	175,000.00	98,000.00	-	-	-	-	-	-	350,000.00
171	023800101100	Expenditure State Committee	1,200,000.00	190,911.00	-	159,096.00	159,089.00	95,452.00	-	-	-	-	95,452.00	700,000.00
172	023800101200	On Food & Budget Tracking	600,000.00	147,000.00	-	63,000.00	70,000.00	-	-	-	-	-	70,000.00	350,000.00
173	023800101300	And Automation Home Grown	600,000.00	63,000.00	-	255,500.00	31,500.00	-	-	-	-	-	-	350,000.00
174	023800101400	School Feeding Activities Of The	3,027,500.00	1,750,000.00	-	-	-	-	-	-	-	-	-	1,750,000.00
175	023800101500	National Cash Youth Employment	600,000.00	203,000.00	-	63,000.00	42,000.00	-	-	-	-	-	42,000.00	350,000.00
176	023800101600	And Social Support Dawn Commission	900,000.00	266,000.00	-	112,000.00	119,000.00	28,000.00	-	-	-	-	-	525,000.00
177	023800101700	Related Activities /	2,400,000.00	1,336,363.00	-	16,819.00	18,181.00	28,637.00	-	-	-	-	-	1,400,000.00
178	023800101800	N-Power Budget	600,000.00	70,000.00	-	119,000.00	119,000.00	21,000.00	-	-	-	-	21,000.00	350,000.00
179	023800101900	Reconciliation Ipsas Platform	600,000.00	-	-	224,000.00	-	-	-	-	-	-	126,000.00	350,000.00
180	023800102000	Development And Nec And Other	2,400,000.00	210,000.00	-	280,000.00	140,000.00	658,000.00	-	-	-	-	112,000.00	1,400,000.00
181	023800102100	Related Activities Inter-Ministerial	3,000,000.00	1,750,000.00	-	-	-	-	-	-	-	-	-	1,750,000.00
182	023800102200	Project Monitoring Automated Project	1,200,000.00	210,000.00	-	140,000.00	210,000.00	-	-	-	-	-	140,000.00	700,000.00
183	023800102300	Monitoring Project Monitoring	600,000.00	28,000.00	-	294,000.00	28,000.00	-	-	-	-	-	-	350,000.00
184	023800102400	Committee	2,800,000.00	35,000.00	-	700,000.00	35,000.00	-	-	-	-	-	630,000.00	1,400,000.00

S/N O	ADMINISTRATIVE Code	MINISTRY DEPARTMENT AND AGENCY	OVERHEAD TOTAL ESTIMATE	TRAVEL & TRANSPORT - GENERAL	UTILITIES - GENERAL	MATERIALS & SUPPLIES - GENERAL	MAINTENANCE SERVICES - GENERAL	TRAINING - GENERAL	OTHER SERVICES - GENERAL	CONSULTING & PROFESSIONAL SERVICES - GENERAL	FUEL & LUBRICANTS - GENERAL	FINANCIAL CHARGES - GENERAL	MISCELLANEOUS EXPENSES GENERAL	ACTUAL TOTAL
185	023800102500	Newly Created Mdas	931,843.93	-	-	-	-	-	-	-	-	-	-	-
186	023800200100	State Bureau Of Statistics	14,837,500.00	1,335,000.00	-	328,400.00	57,000.00	-	-	-	270,000.00	-	309,600.00	2,300,000.00
187	025000100100	Fiscal Responsibility Commission	8,000,000.00	5,918,600.00	-	519,000.00	1,067,300.00	-	-	-	-	-	487,100.00	7,992,000.00
188	025000100200	Monitoring And Evaluation (Fiscal Ekiti State Water	4,000,000.00	499,500.00	-	-	-	-	-	-	-	-	450,500.00	950,000.00
189	025200100100	Corporation State Rural Water	51,743,000.00	480,000.00	180,000.00	300,000.00	840,000.00	240,000.00	300,000.00	5,000,000.00	39,996,000.00	-	360,000.00	47,696,000.00
190	025200100200	Supply And Ministry Of Housing	1,700,000.00	97,000.00	-	39,500.00	463,500.00	-	-	-	-	-	-	600,000.00
191	025300000000	And Urban Planning Permit	56,771,583.55	2,040,000.00	-	190,000.00	404,000.00	-	44,035,050.97	-	-	-	126,000.00	46,795,050.97
192	025300100200	Agency Physical Planning	720,000.00	180,000.00	-	54,000.00	50,000.00	-	-	-	-	-	76,000.00	360,000.00
193	025300100300	And Development	600,000.00	180,000.00	-	42,000.00	60,000.00	-	-	-	-	-	18,000.00	300,000.00
194	025300100400	Deeds Registry	600,000.00	190,000.00	-	14,000.00	40,000.00	-	-	-	-	-	56,000.00	300,000.00
195	025301000100	Ekiti State Housing Corporation	25,082,000.00	600,000.00	-	40,000.00	100,000.00	-	-	-	-	-	13,981,134.93	14,721,134.93
196	026000100100	Bureau Of Lands	178,318,000.00	11,752,005.19	-	676,600.00	120,846,668.00	912,000.00	-	-	-	-	2,938,900.00	137,126,173.19
197	026000100200	Office Of Surveyor General	2,070,750.00	896,846.65	-	63,000.00	120,000.00	90,000.00	-	-	-	-	-	1,169,846.65
198	026000100300	Control Monitoring And Fild Charting	600,000.00	219,000.00	-	-	60,000.00	21,000.00	-	-	-	-	-	300,000.00
199	026000100400	Urban Renewal Agency	1,600,000.00	799,900.00	-	99,500.00	274,100.00	22,500.00	-	-	-	-	4,000.00	1,200,000.00
	026000100500	Geospatial Data	2,000,000.00											
200	026100100100	Ministry Of Infrastructure And	10,800,000.00	1,389,500.00	-	335,000.00	371,000.00	-	-	-	-	-	817,000.00	2,912,500.00
201	026100100200	Ekiti State Fire Services	3,960,000.00	470,500.00	-	123,000.00	2,844,750.00	308,000.00	-	-	-	-	161,750.00	3,908,000.00
	026100100300	Transmission Company Of	6,000,000.00	2,036,700.00	-	297,000.00	196,700.00	-	-	-	-	-	469,600.00	4,500,000.00
	026100100400	Ekiti State Water Sector Regulatory	3,000,000.00											
		TOTAL ECONOMIC SECTOR	10,561,329,700.48	265,366,906.99	273,510,800.00	96,895,234.22	233,437,158.20	49,973,578.80	7,879,329,858.33	94,494,031.62	144,238,200.00	-	457,293,309.80	9,496,289,077.96
202	031800100100	The Judiciary	-	-	-	-	-	-	-	-	-	-	-	-
203	031801100100	Ekiti State Judicial Service Commission	-	-	-	-	-	-	-	-	-	-	-	-
204	032600000000	Ministry Of Justice	150,024,900.00	8,051,750.01	-	1,232,802.18	1,516,760.91	4,241,571.03	-	-	-	-	130,353,015.87	145,395,900.00
205	032600100100	Ekiti State Citizen's Right	2,000,000.00	225,000.00	-	225,000.00	450,000.00	270,000.00	270,000.00	-	-	-	360,000.00	1,800,000.00
	032600100200	Office Of Public Defender	3,000,000.00	408,000.00	-	129,000.00	150,000.00	-	-	-	-	213,000.00	-	900,000.00
	032600100300	Ekiti State Law Reform Commission	2,400,000.00	264,000.00	-	90,000.00	146,000.00	10,000.00	-	-	-	-	290,000.00	800,000.00
		TOTAL LAW & JUSTICE SECTOR	157,424,900.00	8,948,750.01	-	1,676,802.18	2,262,760.91	4,521,571.03	270,000.00	-	-	213,000.00	131,003,015.87	148,895,900.00
207	045102100100	Ministry Of Regionaland Special	3,600,000.00	1,552,000.00	-	280,000.00	350,000.00	-	70,000.00	-	-	-	140,000.00	2,392,000.00
208	045102100200	Serve EKS Steering Committee	115,500.00	42,500.00	-	-	29,000.00	-	-	-	-	-	18,500.00	90,000.00

S/N O	ADMINISTRATIVE Code	MINISTRY DEPARTMENT AND AGENCY	OVERHEAD TOTAL ESTIMATE	TRAVEL & TRANSPORT - GENERAL	UTILITIES - GENERAL	MATERIALS & SUPPLIES - GENERAL	MAINTENANCE SERVICES - GENERAL	TRAINING - GENERAL	OTHER SERVICES - GENERAL	CONSULTING & PROFESSIONAL SERVICES - GENERAL	FUEL & LUBRICANTS - GENERAL	FINANCIAL CHARGES - GENERAL	MISCELLANEOUS EXPENSES GENERAL	ACTUAL TOTAL
	045102100300	Serve EKS	924,000.00	369,000.00	-	93,500.00	127,500.00	-	-	-	-	-	130,000.00	720,000.00
		TOTAL REGIONAL SECTOR	4,639,500.00	1,963,500.00	-	373,500.00	506,500.00	-	70,000.00	-	-	-	288,500.00	3,202,000.00
209	051300100100	Ministry Of Youth And Sport	8,142,750.00	877,500.00	-	270,000.00	2,260,000.00	120,000.00	-	-	-	-	1,651,000.00	5,178,500.00
210	051300100200	Ekiti State United Football Club		-	-	-	-	-	-	-	-	-	-	-
211	051300100300	Ekiti Queens Football Club		-	-	-	-	-	-	-	-	-	-	-
212	051305100100	Youth Development Ekiti State Sport	2,029,500.00	330,000.00	-	120,000.00	120,000.00	60,000.00	-	-	-	-	210,000.00	840,000.00
213	051305200100	Council	25,744,275.00	658,000.00	-	141,370.00	554,130.00	81,000.00	-	-	-	-	13,786,000.00	15,220,500.00
214	051305300100	Ekiti State Office Of Disability	22,115,850.00	445,500.00	-	142,500.00	3,465,000.00	-	11,242,500.00	-	-	-	247,000.00	15,542,500.00
215	051400100100	Ministry Of Women Affairs, Gender Women	27,402,375.00	2,409,800.00	-	40,000.00	457,700.00	-	-	-	-	-	15,292,500.00	18,200,000.00
216	051400200100	Development State Child's Right	600,000.00	90,000.00	-	90,000.00	60,000.00	30,000.00	-	-	-	-	30,000.00	300,000.00
217	051400300100	Implementation Government Pupils	1,200,000.00	80,000.00	-	175,000.00	180,000.00	70,000.00	-	-	-	-	95,000.00	600,000.00
218	051400400100	In Children Home Sexual Assulted	1,200,000.00	100,000.00	-	155,000.00	195,000.00	60,000.00	-	-	-	-	90,000.00	600,000.00
219	051400500100	Centre (SAC) Gender	1,200,000.00	40,000.00	-	145,000.00	145,000.00	20,000.00	-	-	-	-	150,000.00	500,000.00
220	051400600100	Empowerment Ministry Of	6,000,000.00	-	-	-	1,125,000.00	-	1,125,000.00	-	-	-	2,250,000.00	4,500,000.00
221	051700100100	Education, Science Monitoring Of	510,510,317.50	2,234,400.00	-	165,600.00	-	-	264,699,744.00	-	-	-	-	267,099,744.00
222	051700100200	Public Schools Monitoring Of	1,000,000.00	600,000.00	-	-	-	-	-	-	-	-	-	600,000.00
223	051700100300	Technical Colleges Ekiti State Libabry	600,000.00	300,000.00	-	-	-	-	-	-	-	-	-	300,000.00
224	051700100400	Board Education Trust	3,000,000.00	413,600.00	45,000.00	103,800.00	139,000.00	195,600.00	-	-	-	-	183,000.00	1,080,000.00
225	051700100500	Funds State Universal	1,200,000.00	390,000.00	-	180,000.00	90,000.00	42,000.00	-	-	-	-	18,000.00	720,000.00
226	051700100600	Basic Education Subeb Staff Housing	56,401,750.00	4,879,750.00	-	1,295,450.00	656,000.00	132,000.00	-	20,000,000.00	-	-	7,036,800.00	34,000,000.00
227	051700100700	Loans Board Agency For Adult	600,000.00	104,100.00	-	103,800.00	41,000.00	-	-	-	-	-	4,000.00	300,000.00
228	051701000100	And Non Formal School Of	20,000,000.00	326,500.00	-	52,820.00	150,830.00	1,000.00	6,000.00	-	-	-	62,850.00	600,000.00
229	051702600100	Agriculture And	1,000,000.00	150,000.00	55,000.00	158,000.00	30,000.00	40,000.00	-	-	12,000.00	85,000.00	70,000.00	600,000.00

S/N O	ADMINISTRATIVE Code	MINISTRY DEPARTMENT AND AGENCY	OVERHEAD TOTAL ESTIMATE	TRAVEL & TRANSPORT - GENERAL	UTILITIES - GENERAL	MATERIALS & SUPPLIES - GENERAL	MAINTENANCE SERVICES - GENERAL	TRAINING - GENERAL	OTHER SERVICES - GENERAL	CONSULTING & PROFESSIONAL SERVICES - GENERAL	FUEL & LUBRICANTS - GENERAL	FINANCIAL CHARGES - GENERAL	MISCELLANEOUS EXPENSES GENERAL	ACTUAL TOTAL
230	051702600200	Ekiti State University Bamidele Oluumua		-	-	-	-	-	-	-	-	-	-	-
231	051702600300	University of Ekiti State College		-	-	-	-	-	-	-	-	-	-	-
232	051702600400	Of Health Science Ekiti State College		-	-	-	-	-	-	-	-	-	-	-
233	051702600500	Of Agriculture, Isan Ekiti State Board		-	-	-	-	-	-	-	-	-	-	-
234	051705300100	For Technical And Ekiti State	22,405,350.00	288,000.00	-	670,000.00	362,000.00	20,000.00	2,254,500.00	-	-	-	160,000.00	3,754,500.00
235	051705400100	Scholarship Board Ekiti State Teaching	100,000,000.00	610,300.00	-	81,900.00	375,000.00	-	-	-	-	-	132,800.00	1,200,000.00
236	051705500100	Service Commission Office Of The Tutor	15,226,000.00	4,200,000.00	-	1,408,000.00	1,392,000.00	300,000.00	6,010,000.00	-	-	-	500,000.00	13,810,000.00
237	051705500200	General (Ekiti Office Of The Tutor	500,000.00	100,000.00	-	45,000.00	87,500.00	-	-	-	-	-	17,500.00	250,000.00
238	051705500300	General (Ekiti South Office Of The Tutor	500,000.00	100,000.00	-	45,000.00	87,500.00	-	-	-	-	-	17,500.00	250,000.00
239	051705500400	General (Ekiti North Teaching Service	500,000.00	100,000.00	-	45,000.00	87,500.00	-	-	-	-	-	17,500.00	250,000.00
240	051705600100	Commision Loans Ministry Of Health	600,000.00	84,000.00	-	36,000.00	72,000.00	-	-	-	-	36,000.00	72,000.00	300,000.00
241	052100100100	And Human Ekiti State Health	13,200,000.00	3,747,800.00	-	524,500.00	792,200.00	105,000.00	-	-	-	-	1,785,500.00	6,955,000.00
242	052100200100	Insurance Scheme Ekiti State Health	660,000.00	129,500.00	-	113,500.00	7,000.00	-	-	-	-	-	50,000.00	300,000.00
243	052100200200	Insurance Scheme Primary Healthcare	660,000.00	-	-	-	-	-	-	-	-	-	300,000.00	300,000.00
244	052100300100	Development Maintenance Of	6,699,000.00	2,825,000.00	-	340,000.00	315,000.00	-	-	-	-	-	1,160,000.00	4,640,000.00
245	052100400100	Health Data Bank Monitoring Of	660,000.00	90,000.00	-	102,000.00	60,000.00	-	-	-	-	-	48,000.00	300,000.00
246	052100500100	Health Centre Ekiti State University	600,000.00	400,000.00	-	-	-	-	-	-	-	-	-	400,000.00
247	052102600100	Teaching Hospital Hospital		-	-	-	-	-	-	-	-	-	-	-
248	052110200100	Management Board	110,000,000.00	270,000.00	-	60,000.00	120,000.00	69,000.00	120,439,548.07	-	-	-	81,000.00	121,039,548.07
249	052110300100	Medical Mission Central Medical	600,000.00	120,000.00	-	60,000.00	60,000.00	30,000.00	-	-	-	-	30,000.00	300,000.00
250	052110400100	Stores Ministry Of	1,155,000.00	199,350.00	-	153,800.00	158,850.00	-	-	-	-	-	88,000.00	600,000.00
251	053500100100	Environment Monthly Sanitation	35,179,300.00	871,800.00	-	97,000.00	1,142,400.00	-	15,036,000.00	-	-	-	888,800.00	18,036,000.00
252	053500100200	Exercise State	7,000,000.00	4,850,000.00	-	-	-	-	-	-	-	-	-	4,850,000.00
253	053501600100	Environmental Ekiti State Waste	4,200,000.00	499,500.00	-	188,000.00	137,500.00	-	-	-	-	-	375,000.00	1,200,000.00
	053505300100	Management Board Ministry Of Local	190,749,625.08	1,577,000.04	-	115,000.00	8,000.00	-	159,630,000.00	-	-	-	1,200,000.00	162,530,000.04
	055100100100	Government Affairs Bureau Of	4,000,000.00	699,000.00	-	222,000.00	759,000.00	-	-	-	-	-	120,000.00	1,800,000.00
	055100200100	Chieftaincy Affairs Ekiti State Council	7,620,000.00	880,000.00	-	260,000.00	700,000.00	-	-	-	-	-	960,000.00	2,800,000.00
	055100200200	Of Obas Bureau Of Rural	14,891,275.50	1,369,000.00	-	-	-	-	-	-	-	-	10,970,688.00	12,339,688.00
	055100300100	And Community Community	4,000,000.00	610,200.00	-	103,200.00	215,000.00	-	-	-	-	-	21,600.00	950,000.00
	055100300200	Development	1,000,000.00	328,934.00	-	151,066.00	80,000.00	-	-	-	-	-	40,000.00	600,000.00
	055100300300	Rural Development	2,000,000.00	655,666.00	-	123,668.00	200,000.00	-	-	-	-	-	220,666.00	1,200,000.00
		TOTAL SOCIAL SECTOR	1,234,552,368.08	40,034,200.04	100,000.00	8,282,974.00	16,887,110.00	1,375,600.00	580,443,292.07	20,000,000.00	12,000.00	121,000.00	60,432,704.00	727,688,880.11

S/N O	ADMINISTRATIVE Code	MINISTRY DEPARTMENT AND AGENCY	OVERHEAD TOTAL ESTIMATE	TRAVEL & TRANSPORT - GENERAL	UTILITIES - GENERAL	MATERIALS & SUPPLIES - GENERAL	MAINTENANCE SERVICES - GENERAL	TRAINING - GENERAL	OTHER SERVICES - GENERAL	CONSULTING & PROFESSIONAL SERVICES - GENERAL	FUEL & LUBRICANTS - GENERAL	FINANCIAL CHARGES - GENERAL	MISCELLANEOUS EXPENSES GENERAL	ACTUAL TOTAL
			-											-
		SUMMARY OF OVERHEAD ON ADMINISTRATION SECTOR												-
	A		6,333,305,249.49	1,199,790,035.13	79,610,000.00	330,611,364.94	471,702,075.36	237,766,500.31	407,211,685.69	104,655,136.97	313,048,500.00	5,220,000.00	2,481,759,522.37	5,631,374,820.77
	B	ECONOMIC SECTOR	10,561,329,700.48	265,366,906.99	273,510,800.00	96,895,234.22	233,437,158.20	49,973,578.80	7,879,329,858.33	94,494,031.62	144,238,200.00	-	457,293,309.80	9,494,539,077.96
	C	LAW AND JUSTICE SECTOR	157,424,900.00	8,948,750.01	-	1,676,802.18	2,262,760.91	4,521,571.03	270,000.00	-	-	213,000.00	131,003,015.87	148,895,900.00
	D	REGIONAL SECTOR	4,639,500.00	1,963,500.00	-	373,500.00	506,500.00	-	70,000.00	-	-	-	288,500.00	3,202,000.00
	E	SOCIAL SECTOR	1,234,552,368.08	40,034,200.04	100,000.00	8,282,974.00	16,887,110.00	1,375,600.00	580,443,292.07	20,000,000.00	12,000.00	121,000.00	60,432,704.00	727,688,880.11
		GRAND TOTAL	18,291,251,718.05	1,516,103,392.17	353,220,800.00	437,839,875.34	724,795,604.47	293,637,250.14	8,867,324,836.09	219,149,168.59	457,298,700.00	5,554,000.00	3,130,777,052.04	16,005,700,678.84

SUPPLEMENTARY NOTE 11: SUBVENTION GRANTS

S/NO	ADMINISTRATIVE Code	MINISTRY DEPARTMENT AND AGENCY	FINAL BUDGET	ACTUAL 2021	VARIANCE
1	011100100100	Government House And Protocol	180,000,000.00	-	180,000,000.00
2	011100100200	Deputy Governor's Office	75,000,000.00	-	75,000,000.00
3	011100100200	Deputy Governor's Office	-	35,070,062.00	- 35,070,062.00
4	011102100500	Ekiti State Liaison Office Lagos	-	-	-
5	012300100100	Ministry Of Information And Value Orientation	68,170,000.00	8,640,000.00	59,530,000.00
6	012500600100	Office Of Establishment And Service Matters	4,000,000.00	3,430,000.00	570,000.00
7	012500600800	Nigeria Legion	2,640,000.00	2,400,000.00	240,000.00
8	022000701000	Nigeria Civil Defence Corps	7,500,000.00	6,999,996.00	500,004.00
9	031800100100	The Judiciary	1,287,750,270.20	1,036,062,353.51	251,687,916.69
10	031801100100	Ekiti State Judicial Service Commission Subvention To	268,000,000.00	81,032,434.86	186,967,565.14
11	045102100400	DAWN Commission	40,000,000.00	40,000,000.00	-
12	051300100200	Ekiti State United Football Club	72,000,000.00	72,000,000.00	-
13	051300100300	Ekiti Queens Football Club	15,000,000.00	12,000,000.00	3,000,000.00
14	051700100100	Ministry Of Education, Science And Technology	2,000,000.00	-	2,000,000.00
15	051702600200	Ekiti State University	4,592,771,318.00	2,418,000,000.00	2,174,771,318.00
16	051702600300	Bamidele Olumilua University of Education Ekiti State College Of Health Science And	2,042,418,825.70	1,635,578,333.40	406,840,492.30
17	051702600400	Technology, Ijero Ekiti	266,257,533.50	246,222,474.48	20,035,059.02
18	051702600500	Ekiti State College Of Agriculture, Isan Ekiti	400,000,000.00	400,000,000.00	-
19	052102600100	Ekiti State University Teaching Hospital	1,720,000,000.00	2,379,124,479.20	- 659,124,479.20
		TOTAL	11,043,507,947.40	8,376,560,133.45	2,666,947,813.95

SUPPLEMENTARY NOTE 12A: SCHEDULE OF PROPERTY, PLANT AND EQUIPMENT (PPE) & INVESTMENT PROPERTY

	INVESTMENT PROPERTY	LAND	BUILDING	INFRASTRUCTURE	PLANT & MACHINERY	TRANSPORTATION EQUIPMENT	OFFICE EQUIPMENT	FURNITURES & FITTINGS	TOTAL
DEPRECIATION RATE	5%	0%	5%	5%	10%	20%	25%	20%	
	₦	₦	₦	₦	₦	₦	₦	₦	₦
COST AS AT 1/1/2021	14,385,850,000.00	2,483,652,573.04	75,638,470,725.76	121,599,422,571.63	2,218,019,783.29	5,380,365,098.70	3,155,921,896.28	2,269,955,122.31	227,131,657,771.01
ADDITION	-	500,000,000.00	5,006,854,444.85	18,366,541,099.28	523,455,923.77	1,397,997,401.24	2,446,249,950.36	316,348,191.28	28,557,447,010.78
WIP NOW COMPLETED	-	-	8,771,528,941.75	43,056,979,526.15	-	-	-	-	51,828,508,467.90
DISPOSAL		-	-	-		-	-	-	-
TRANSFER/ ADJUSTMENT		-	-	-	-	-	-	-	
COST AS AT 30/12/2021	14,385,850,000.00	2,983,652,573.04	89,416,854,112.36	183,022,943,197.06	2,741,475,707.06	6,778,362,499.94	5,602,171,846.64	2,586,303,313.59	307,517,613,249.69
DEPRECIATION :									-
DEPRECIATION AS AT	1,438,585,000.00	-	23,777,296,310.83	25,525,699,810.35	818,930,889.48	3,626,434,330.95	1,958,195,809.94	1,457,918,773.50	58,603,060,925.05
CHARGE FOR THE PERIOD	719,292,500.00	-	4,470,842,705.62	9,151,147,159.85	274,147,570.71	1,355,672,499.99	1,400,542,961.66	517,260,662.72	17,888,906,060.54
DISPOSAL		-	-	-	-	-	-	-	-
ACCUMULATE D DEP. AS AT 31/12/2021	2,157,877,500.00	-	28,248,139,016.45	34,676,846,970.20	1,093,078,460.19	4,982,106,830.94	3,358,738,771.60	1,975,179,436.22	76,491,966,985.59
NET BOOK VALUE (31/12/2021)	12,227,972,500.00	2,983,652,573.04	61,168,715,095.91	148,346,096,226.86	1,648,397,246.88	1,796,255,669.00	2,243,433,075.04	611,123,877.37	231,025,646,264.10

LESS:

NBV OF INVESTMENT PROPERTY (31/12/2021)

12,227,972,500.00

NBV OF PROPERTY PLANT & EQUIPMENT(31/12/2021)

218,797,673,764.10

SUPPLEMENTARY NOTE 13A: OTHERS CAPITAL EXPENDITURE (CANNOT BE CLASSIFIED INTO PPE)

S/NO	DETAILS	EXECUTING MDAs	2021	
			ACTUAL	
1	Commodities for sexual assault referral center moremi clinic EKSUTH	MIN. OF HEALTH & HUMAN SERV	19,383,969.11	
	Scale Up of response activities on COVID-19 case in Ekiti state		204,225,265.00	
	Medical/ Financial Support		58,050,000.00	
	Exchange Programme for Medial Doctor		21,780,000.00	
	Supply of disinfectant during the first wave of COVID-19		16,500,001.76	
	2021 Activities of Department of Nursing Services		4,569,700.00	
	2021 Activities of the state Drug Abuse Control Committee		3,769,250.00	
				328,278,185.87
2	Implementation of devolution exercise	PRIMARY HEALTH CARE DEVELOPMENT AGENCY	1,410,000.00	
	Lodistic for engraving and commissioning of Donated Hospital Equipment		392,100.00	
	Modified integrated Medical outreach Programme		690,000.00	
	Rentage of office Accomodation		5,000,000.00	
				7,492,100.00
3	Procurement of Test Kit & Condoms,sensitization programme and support to LACA on MPPI	EKITI STATE AIDS CONTROL AGENCY	5,000,000.00	
				5,000,000.00
4	Hosting of 34th edition of the National Festival	MINISTRY OF ARTS, CULTURE AND TOURISM	62,000,000.00	
	Hosting of National Technical Committee meeting on NAFEST		5,900,000.00	
	Peraration for hosting of 34th edition of the National Festival		33,500,000.00	
				101,400,000.00

5	Travelling allowance of two (2) state envoy to Abuja	SUSTAINABLE DEVELOPMENT GOALS (SDG)	340,000.00	
	Monitoring and verification of all completed projects under 2018 SDGS-CGS Projects in four Local Government in Ekiti State		750,000.00	
				1,090,000.00
6	For Easter retreat for CDAs, CBOs & Councilor	BUREAU OF RURAL AND COMMUNITY DEVELOPMENT	10,000,000.00	
	Mr Governor, December 2021 Account of stewardship to Communities		10,000,000.00	
				20,000,000.00
7	Payroll management system with BVN validation	OFFICE OF THE ACCOUNTANT GEN.	100,000,000.00	
	Part payt for upgrade of payroll		80,000,000.00	
				180,000,000.00
8	Retrive pension erroneously paid	PTAD	1,000,000.00	
				1,000,000.00
9	Annual subscription of state website	BICT	1,084,866.67	
	Migration ekiti website		1,250,050.00	
				2,334,916.67
10	Financial assistance to 2020 batch b	MIN OF YOUTH AND SPORT	2,000,000.00	
				2,000,000.00
11	Safe city ip survellance solution with ncc emergency communication center	CABINET	172,765,268.70	
				172,765,268.70
12	Advert for Mechanical Land Clearing of Forest Across the State	MINISTRY OF INFORMATION AND CIVIC ORIENTAINTION	618,250.13	
	Payment for production of communication booklet		400,000.00	
				1,018,250.13

13	Production/printing of 2000 copies of FRC Law for purposes of awareness & compliance by diff. arms state govt.	FISCAL RESPONSIBILITY COMM.	500,000.00	
	Procurement of materials required to conduct Budget Performance performance Exercise of L/Govt. Arrears		400,000.00	
	Production & circulation of Fiscal Responsibility Commission' s 2020 Annual Report		500,000.00	
				1,400,000.00
14	General maintenance Govt. House & preculits by platinum Bean Concept Ltd	GOVT. HOUSE & PROTOCOL	92,483,200.00	
				92,483,200.00
15	Provision of SAAS E-Govt. procurement	BUREAU OF PUBLIC PROCUREMENT	65,197,812.50	
				65,197,812.50
16	Chairman to attend FOSIECON meeting at Abuja	EKSIEC	250,000.00	
	Sensitive materials for Ekiti State 2019 L/Govt. Council Election		13,308,547.98	
	Conduct of the 2021 L/Govt. Election in Ekiti State		400,000,000.00	
				413,558,547.98
17	Remittance of tax deduction by Dromo	MINISTRY OF WORKS	24,684,011.30	
	Remittance of tax for construction of road and clearing fencing of Airport	„	97,379,851.20	
	Remittance of tax deduction by RCF	„	49,239,113.84	
	Tax payment for construction of Agbado-Ode-Isinbode-Omuo road by Immobiliare	„	84,013,347.83	
	Route / Right of Warrant direct labour		5,000,000.00	
				260,316,324.17

18	Being payment to intensify Agric extension service through establishment of FBS,FFS and CBS for the last quarter 2020	ADP	300,000.00	
	Payment for ADP extension service delivery system to FBS across the 16 LGA's in Ekiti State.	„	1,850,000.00	
	payment for logistics trainings of the 50 Agric Officers	„	600,000.00	
				2,750,000.00
19	Ekiti weather Data for Nigeria Meterological Agency	AGRIC	364,800.00	
	Travelling Allowance For Hon Commissioner		500,000.00	
				864,800.00
20	Payment for the production of contineous assesment document.	MIN. OF EDUCATION	2,000,000.00	
	Payment for the production of contineous assesment document for public secondary schools in ekiti state.	„	1,325,750.00	
	Payment for the support to three special schools in Ekiti State.	„	8,550,000.00	
				11,875,750.00
21	Payment for capacity building training workshop for Gender desk officers in MDAs and LGAs.	MIN. OF WOMEN AFFAIRS	1,857,700.00	
	Payment for sensitization on down tools of circumcizers of female genital mutilation in Ekiti State.	„	2,000,000.00	
	Payment for relocation, Integration and empowerment of Madam Arowo Elizabeth 68, Madam Onipede Oluwatoyin 64.	„	1,089,275.00	
	Payment for sensitization against rape in Ekiti State through airing of jingles on radios and publication materials.	„	1,000,000.00	
	Payment for the support to mothers of multiple babies in Ekiti State.	„	15,000,000.00	
	Payment for perimeter fencing ,running grants salary of two watchmen of the skill acquisition centre, Igede Ekiti.	„	5,000,000.00	
	Payment for 2021 16days activism of no violence against women and children in Ekiti State.	„	14,832,500.00	
				40,779,475.00

22	Payment for the renewal of insurance premium for 41 monetized vehicles.	MIN. OF FINANCE	48,804,896.25	
	Payment for insurance of all Govt assets for 2020 financial year.	"	20,000,000.00	
	Payment for insurance of all Govt assets for 2020 financial year.	"	21,250,000.00	
	Payment of compensation /relocation of structures of Bolorunduro and other settlement on the acquired Airport Land.	"	30,000,000.00	
	Payment for insurance of all Govt assets for 2020 financial year.	"	38,750,000.00	
	Payment for insurance premium for the insurance cover of fountain holdings non liquid Assets.	"	19,862,744.69	
	Payment for insurance of all Govt assets for 2020 financial year.	"	12,500,000.00	
	Payment for the insurance policy on the newly Bought 38 Vehicles from DANA Motors.	"	53,650,710.60	
	Payment for renewal of insurance premium for the 38 vehicles procured in the state in 2019.	"	87,848,813.25	
	Payment for valuation of Ekiti State Govt assets in 2020 and insurance of state Govt assets in 2009 by Insurance support service Ltd.	"	20,595,578.12	
	Payment for group life insurance for cps.	"	4,148,239.00	
	Payment of 10% professional fee (1st Instalment)		300,000,000.00	
	procurement of gift items to the 36 Governors of the Federation		120,000,000.00	
				777,410,981.91
23	Take- off grant for the office of public defender.	GAD	1,000,000.00	
				1,000,000.00
24	Hosting the 13th National Council on Industries, trade and Investment from 22nd Nov-26th Nov 2021 (1st tranche)	INVESTMENT & TRADE	30,000,000.00	
	Hosting the 13th National Council on Industries, trade and Investment from 22nd Nov-26th Nov 2021 (balance)	" "	10,000,000.00	
				40,000,000.00
25	Transaction Adviser for the Privatisation of Ikogosi warm spring	EKITI STATE INVESTMENT PROMOTION AGENCY	16,450,000.00	
	Publication of advert in two National Newspaper for the selection of concessionaire for the construction of Truck-Stop at Omuo-Oke on a build operate and transfer (BOT)	" "	750,000.00	
	Publication of advert in two National Newspaper for the selection of concessionaire for the privatisation of Ekiti State Asphalt Plant	" "	750,000.00	
				17,950,000.00

26	Ekiti State Cares Project (Livelihood Grant)	SOCIAL INVESTMENT PROGRAMM	72,000,000.00	
				72,000,000.00
27	Youth Enterprenuer Development of MSME in Ekiti State	MICROFINANCE & ENTERPRISES DEV. AGENCY	50,000,000.00	
	Implementation of N-CARES Programmes in EKS (1st Tranche)		20,000,000.00	
	Implementation of N-CARES Programmes in EKS (2nd Tranche)		5,213,750.00	
	Ekiti State Cares Project MEDA Reduce financing cost Grants on Overhead and it support DL13.1 (1st Tranche)		101,000,000.00	
				176,213,750.00
28	Ekiti State CARES Project (CSDPLI 1.4) part payment	EKSCSDA	160,000,000.00	
				160,000,000.00
29	Clearing of Front line in Ekiti State Knowledge zone	BUDGET & ECONOMIC PLANNING	700,000.00	
	Virtual inaguration and training of National livestock Transformation Plan (NITP) State Technical Committee		500,000.00	
	Implementation of United State African Development Foundation in Ekiti State		97,500,000.00	
	Conduct of feasibility study for special Agric processing zone (SAP2)		144,810,067.50	
				243,510,067.50
30	State wide property data Collection to facilitate world bank Technical Assistance on SFTAS DLI5	BUREAU OF LANDS	176,237,762.50	
	Advertisement for the State wide enterprise Geopatial infrastructures in two National Dailies		1,550,000.00	
	State wide enterprises geographical infrastructure Ekiti State by Westblue Nig. Ltd		526,750,000.00	
	Logistics towards the demolition of illegal house and open-up Access road to the new Estate credited behind model Estate		1,000,000.00	
	State wide property data Collection to facilitate world bank Technical Assistance on SFTAS DLI5		176,154,727.50	
				881,692,490.00

31	Security deposit to BEDC	WATER CORPORATION	1,290,911.00	
	2012 & 2020 Auditing fees (1st Tranche)		5,000,000.00	
	Procurement of Chemical and Diesel		16,968,410.00	
	Purchase of water treatment Chemical		82,750,000.00	
				106,009,321.00
32	SSA Diaspora for TV Programme on human trafficking problem tapped "NOT SO GREEN"	MIN. OF REGIONAL & SPECIAL DUTIES	500,000.00	
	State peace building process across the State		1,605,000.00	
	Renovation of the space allocated in the Govt House early warning and early response system		2,000,000.00	
	Two days workshop with the theme "Hannasing Diaspora remittance for regional Dev. In Southwest Nigeria between 28th & 29 June, 2021		2,500,000.00	
	Preliminaries expenses of implementation Committee for the conduct of the maiden edition of ONI UYI Awards		1,750,000.00	
				8,355,000.00
33	Participation of Ekiti state in the World Bank Assistance Sustainable Nation and water supply and sanitation.	MINISTRY OF PUBLIC UTILITY	1,500,000.00	
				1,500,000.00
34	Ekiti state CARES Project FADAMA Fund	FADAMA	100,000,000.00	
				100,000,000.00
35	Consultancy Fee for preparation of College of Agric	COLLEGE OF AGRIC ISAN	12,815,000.00	
				12,815,000.00
36	Ekiti state CARES Project Labour intensive Public works fare	JOB CREATION	15,000,000.00	
				15,000,000.00
37	PFMU	NON-CAPITAL COST	354,800,357.14	
				354,800,357.14
38	ETF	NON-CAPITAL COST	617,190,219.00	
				617,190,219.00

39	SUBEB	NON-CAPITAL COST	33,282,458.12	
				33,282,458.12
	TOTAL		5,330,334,275.69	

SUPPLEMENTARY NOTE 13B: NON- CAPITAL COST OF PROJECTS FINANCED BY AIDS & GRANTS

S/NO	MDAs/DONORS	ACTUAL 2021	FINAL 2021	VARIANCE
		₦	₦	₦
1	UNICEF (MINISTRY OF HEALTH)	22,207,084.40	-	
2	BASIC HEALTH CARE PROVISION (MINISTRY OF HEALTH)	40,908,410.05		
3	MALARIA (MINISTRY OF HEALTH)	1,429,679.13	14,710,564,370.00	
4	SAVE 1 MILLION SOUL	267,006,014.77		
5	PRIMARY HEALTH CARE DEVELOPMENT AGENCY (UNICEF)	113,751,574.03	-	
6	COVID-19 (MINISTRY OF HEALTH)	30,840,900.10		
	TOTAL	476,143,662.48	14,710,564,370.00	14,234,420,707.52

SUPPLEMENTARY NOTE 14A: PUBLIC DEBT/FINANCE CHARGES

SUMMARY ANALYSIS OF FINANCIAL CHARGES FROM JANUARY TO DECEMBER 2021

S/N	MONTH	SMS CHARGES	SUNDRY BANK CHARGES	NIBSS CHARGES	COMMISSION CHARGES	UPPERLINK CHARGES	TOTAL
1	JANUARY	-	-	1,247,100.00	18,024,909.50	48.00	19,272,057.50
2	FEBRUARY	-	26,130,924.76	2,638,932.71	69,067.14	3,344.00	28,842,268.61
3	MARCH	7,129,370.06	21,812,567.97	6,431,504.83	21,791,824.09	7,580.00	57,172,846.95
4	APRIL	6,230,881.67	8,797,850.27	4,106,957.02	109,391,754.16	916.00	128,528,359.12
5	MAY	6,812,639.79	7,694,679.18	4,126,189.72	75,851,348.03	2,552.00	94,487,408.72
6	JUNE	13,137,451.86	148,274,804.59	4,135,285.50	(7,185,493.04)	3,862.26	158,365,911.17
7	JULY	44.00	0.81	1,144,950.00	-	-	1,144,994.81
8	AUGUST	2,496.00	114,373,146.55	6,828,773.97	6,882,741.45	24,168,558.44	152,255,716.41
9	SEPTEMBER	2,314.63	34,712,353.57	1,196,570.63	11,806,538.53	14,783,944.39	62,501,721.75
10	OCTOBER	2,256.30	34,837,157.05	4,043,550.00	2,853,875.60	3,503,869.33	45,240,708.28
11	NOVEMBER	(64,785.43)	94,391,514.32	5,222,700.00	7,386,224.80	19,520,426.13	126,456,079.82
12	DECEMBER	17,152.00	528,840,316.14	12,558,603.75	14,447,881.93	71,229,638.08	627,093,591.90
	TOTAL	33,269,820.88	1,019,865,315.21	53,681,118.13	261,320,672.19	133,224,738.63	1,501,361,665.04

SUPPLEMENTARY NOTE 16: ADVANCES (REVOLVING ADVANCES)

DETAILS	₦	₦	₦	REMARK
CIVIL SERVANTS	31-12-21	31-12-21	31-12-20	INCREASE (DECREASE)
Housing Loan	1,130,447,373.15		1,146,289,658.14	
Vehicle Loan	1,235,721,885.38		1,259,367,210.35	
TOTAL		2,366,169,258.53	2,405,656,868.49	(39,487,609.96)
SECONDARY SCHOOLS TEACHERS				
Housing Loan	454,436,695.78		362,809,241.19	
Vehicle Loan	362,508,711.69		341,956,508.09	
TOTAL		816,945,407.47	704,765,749.28	112,179,658.19
				72,692,048.23
LOAN TO OTHER TIERS OF GOVERNMENT				
Local Government (Bail-Out)	1,399,812,147.88		1,494,181,607.32	
less: Refunds by Local Governmnets	86,505,337.82		94,369,459.44	
TOTAL		1,313,306,810.06	1,399,812,147.88	
GRAND TOTAL		4,496,421,476.06	4,510,234,765.65	

SUPPLEMENTARY NOTE: 16B WEMA SHARES

DETAILS	₦	₦	₦
Shares divested to Civil Servants etc	499,743,683.20		
Add: Unalloted Shares	16,256,316.80		
Amount released by State Government		516,000,000.00	
Less:			
Refunds (2007-2020)	468,683,598.68		
Refunds :January-December 2021	152,094.22	468,835,692.90	
BALANCE			47,164,307.10

SUPPLEMENTARY19: SCHEDULE OF EXPENDITURE CAPTURED IN PPE

S/NO	MDA's	CLASSIFICATION	DETAILS	ACTUAL	
1	MIN. OF HEALTH & HUMAN SERV	PLANT & MACHINERY	Strengthening of the Health facilities & Standardization in Ekiti State	50,000,000.00	
					50,000,000.00
		LAND & BUILDING	Completion of building /renovation of Oba Adejuyigbe General Hospital Ado Ekiti	73,588,057.99	
			Renovation of General Hospital Ijesa-Isu, Ode and Omuo	42,943,342.76	
			Renovation of General Hospital Ayede, Oye and Ilupeju-Ekiti	35,515,413.55	
			Renovation of General Hospital Efon-Alaye, Iyin and Aramoko-Ekiti	26,146,938.65	
			Renovation of General Hospital Ikere-Ekiti	75,118,447.55	
			Renovation of General Hospital Ikole-Ekiti	83,885,288.20	
			Excecution of outstanding works at Oba Adejuyigbe General Hospital	62,597,213.97	
			Renovation of General Hospital Ijero-Ekiti	49,030,702.33	
			Renovation of General Hospital Otun-Ekiti	26,169,171.13	
			Renovation of General Hospital Ode	52,950,101.91	
			Renovation of General Hospital Iyin Ekiti	60,436,564.00	
			Renovation of General Hospital Aramoko-Ekiti	50,922,113.87	
			Renovation of General Hospital Ise-Ekiti	37,862,974.63	
			Renovation of General Hospital Omuo-Ekiti	84,123,587.54	
			Renovation of General Hospital Oye-Ekiti	41,119,101.79	
			Renovation of General Hospital Emure-Ekiti	34,283,023.87	
					836,692,043.74
		OFFICE EQUIPMENT	Upgrading of Secondary Health Facility (Medical Equipment)	1,161,359,820.00	
					1,161,359,820.00

S/NO	MDA's	CLASSIFICATION	DETAILS	ACTUAL	
2	PRIMARY HEALTH CARE DEV.	OFFICE EQUIPMENT	Maintenance of Cold Chain Store Equipment	6,794,238.00	
					6,794,238.00
3	EKITI STATE WASTE MANAGEMENT AUTHORITY	PLANT & MACHINERY	Payment for the supply of wheel bin, by Eclips Dynamics LTD.	12,815,599.00	
					12,815,599.00
4	SUSTAINABLE DEVELOPMENT GOALS (SDG)	OFFICE EQUIPMENT	Procurement of Medical & Office Equipment to Sexually Assault and Referral Centre (SARC)	10,314,625.00	
					10,314,625.00
		TRANSPORTATION EQUIPMENT	Repair of six (6) vehicles (5 hilux and 1 kia)	1,211,933.40	
					1,211,933.40
		LAND & BUILDING	Construction of fence at St Francis N/P School	1,640,000.00	
					1,640,000.00
5	CENTRAL MEDICAL STORE	LAND & BUILDING	Construction of fence	3,556,947.10	
					3,556,947.10
6	BUREAU OF RURAL AND COMMUNITY DEVELOPMENT	LAND & BUILDING	Grants in Aids for the completion of self project	239,404,200.00	
					239,404,200.00
7	OFFICE OF THE ACCOUNTANT GEN.	OFFICE EQUIPMENT	Fire proof safes and steel cabinet	10,604,000.00	
					10,604,000.00
8	MIN OF YOUTH AND SPORT	INFRASTRUCTURE	Re- grassing oluyemi kayode main pitch	7,000,000.00	
					7,000,000.00
9	UNIVERSITY TEACHING HOSPITAL	PLANT AND EQUIP	Installation of 1000kva generator	15,550,157.50	
					15,550,157.50

S/NO	MDA's	CLASSIFICATION	DETAILS	ACTUAL	
10	CABINET	PLANT AND MACHINERY	2 unit armoured personnel carrier	78,116,666.67	
			unit armoured personnel carrier	312,466,666.67	
					390,583,333.34
		OFFICE EQUIPMENT	NRC GSM locator	266,500,000.00	
			Security items for security agencies	49,987,500.00	
			Obitar 2 mini UAV system	500,000,000.00	
					816,487,500.00
11	BICT	LAND AND BUILDING	Construction and extension of data centre fence	2,315,178.39	
					2,315,178.39
12	HOUSE OF ASSEMBLY	OFFICE EQUIPMENT	Purchase and installation of digital recording equipment	6,514,333.20	
			30 laptops computer	6,000,000.00	
					12,514,333.20
		LAND AND BUILDING	Renovation of Ekiti House of Assembly	24,863,730.45	
					24,863,730.45
		PLANT AND MACHINERY	250kva generator set	28,467,500.00	
					28,467,500.00
13	JUDICIARY	TRANSPORTATION EQUIPMENT	Purchase of official Vehicles	104,900,000.00	
					104,900,000.00

S/NO	MDA's	CLASSIFICATION	DETAILS	ACTUAL	
14	GOVT. HOUSE & PROTOCOL	FURNITURE & FITTINGS	Payment towards the furnishing of leased property	10,026,000.00	
			Furnishing of six (6) Nos VIP Duplexes at the Govt. House, Ado-Ekiti	3,432,397.13	
			Furnishing of 4 flat of 2 Bedroom at Presidential Extention, Govt. House ,Ado	7,498,602.51	
					20,956,999.64
		OFFICE EQUIPMENT	Procurement of Furniture & office equipment for official use	3,000,000.00	
					3,000,000.00
15	OTSD	OFFICE EQUIPMENT	Purchase of Computer Sets & other Accessories for Office	2,000,000.00	
					2,000,000.00
16	BUREAU OF PUBLIC PROCUREMENT	OFFICE EQUIPMENT	Procurement of IT equipment for use of Procurement Dept. & Subscription service for Online resources	50,000,000.00	
					50,000,000.00
17	MIN. OF AGRIC	OFFICE EQUIPMENT	Purchase of Office equipment for livestock transformation office	780,000.00	780,000.00
		LAND AND BUILDING	Enumeration and valuation of 10,980,256 hectares of land at Ipao Ekiti and Isan/Ipere Axis	19,215,448.00	
		"	Payment for land clearing of 500 hectares of land at Iyemero Ekiti	14,273,349.04	
		"	Payment for Rome plough of 500 hectatres at Igede Ekiti	36,765,574.90	
		"	Payment for land clearing of 500 hectares of land at Oke Ako Ekiti	3,630,631.50	
		"	Enumeration and valuation of 510.27 hectares of land at Ikun Ekiti	500,000.00	
		"	Payment for land clearing of 500 hectares of land at Iye Ekiti	54,768,710.00	
		"	Payment for land clearing of 150 hectares of land at Igede Ekiti	9,581,850.00	
		"	Road construction of 14.14km on land cleared	561,398.31	
		"	Payment for land clearing of 25 hectares of land at Igede Ekiti	4,462,820.00	
		"	Payment for land clearing of 500 hectares of land at Igede Ekiti	40,099,741.98	

S/NO	MDA's	CLASSIFICATION	DETAILS	ACTUAL	
		”	Payment for land clearing of 500 hectares of land at Iyemero Ekiti	33,890,651.28	
		”	Road construction of 14.14km on land cleared	3,003,985.00	
		”	Payment for swanping land clearing at Ewu/Iye/Aisegba	107,293,587.78	
		”	Payment for Rome plough of 200 hectatres at Igede Ekiti	71,939,837.32	
		”	Payment for Rome plough of 200 hectatres at Oke Imesi/Ijero Ekiti	103,961,785.20	
		”	Payment for land clearing of 50 hectares of land at Igede Ekiti	57,702.81	
		”	Payment for primary land clearing (500HA) Atoke Ako	18,500,336.50	
		”	Payment for primary land clearing (500HA) Atoke Ako	3,924,313.81	
		”	Payment for Rome plough of 200 hectatres in Ekiti	19,129,271.91	
		”	Payment for Rome plough of 200 hectatres in Ekiti	4,057,724.35	
		”	Payment for Rome plough of 100 hectatres of land grade ii	27,895,840.00	
		”	Land clearing of 25 Hectares at Ipere	3,487,866.75	
		”	Payment for land clearing of 25 hectares of land at Igede Ekiti	8,842,866.75	
		”	Land clearing of 50 Hectares in Ekiti	8,647,710.40	
		”	Payment for Rome plough of 500 hectatres in Ekiti	16,165,678.00	
		”	Land clearing of 500 Hectares in Ekiti	15,742,441.00	
		”	Payment for land clearing of 500 hectares of land at Oke Ako/Erio Ekiti	44,964,477.20	
		”	Land clearing of 500 Hectares of swampy land in Ekiti State	76,886,554.00	
		”	Payment for land clearing of 500 hectares of land at Iyemero Ekiti	35,486,820.06	
		”	Land clearing of 50 Hectares in Ekiti	3,737,813.50	
		”	Payment for land clearing of 150 hectares of land in Ekiti	9,582,130.66	
		”	Payment for land clearing of 25 hectares of land in Ekiti State	1,618,960.00	
		”	Payment for land clearing of 25 hectares of land in Ekiti State	3,487,866.75	
		”	Payment for land clearing of 25 hectares of land in Ekiti State	1,618,960.00	
		”	Road construction of 14.14km on land cleared	2,475,325.63	
		”	Payment for land clearing of 25 hectares of land in Ekiti State	2,778,006.72	
		”	Payment for land clearing of 25 hectares of land in Ekiti State	3,289,210.00	
		”	Payment for land clearing of 25 hectares of land in Ekiti State	2,789,584.00	

S/NO	MDA's	CLASSIFICATION	DETAILS	ACTUAL	
		”	Payment for land clearing of 25 hectares of land in Ekiti State	1,641,980.00	
		”	Land clearing of 25 Hectares at Ikun Diary farm	11,884,751.02	
		”	Payment for land clearing of 25 hectares of land in Ekiti State	1,854,244.56	
		”	Payment for land clearing of 25 hectares of land in Ekiti State	1,868,906.75	
		”	Payment for land clearing of 25 hectares of land in Ekiti State	1,657,735.43	
		”	Payment for land clearing of 50 hectares of land in Ekiti State	2,510,625.00	
		”	Land clearing of 250 Hectares at Ikun Diary farm	16,270,790.09	
		”	Payment for land clearing of 25 hectares of land in Ekiti State	742,061.00	
		”	Payment for land clearing of 25 hectares of land in Ekiti State	1,768,564.00	
		”	Payment for land clearing of 25 hectares of land in Ekiti State	7,144,116.75	
		”	Payment for land clearing of 100 hectares of land in Ekiti State	7,475,627.00	873,936,232.71
18	MIN. OF WORKS	INFRASTRUCTURE	Construction/Rehabilitation of Agbado-Ode-Omuo	421,925,076.49	
		”	Construction/Rehabilitation of Ilupeju-Ire-Igbemo-Ijan road	197,873,758.42	
		”	Rehabilitation of Aramoko-Erinjiyan-Ikogosi road	261,191,682.48	
		”	Rehabilitation of Ado-Ilawe-Igbara odo-Ibuji road	73,618,020.21	
		”	Dualization of new Ado/Iyin road	649,199,008.09	
		”	Rehabilitation of Oye-Ayede-Iye-Ikun road	272,944,523.72	
		”	Dualization of new Ado/Iyin road	626,466,714.12	
		”	Construction/Rehabilitation of Ilupeju-Ire-Igbemo-Ijan road	545,477,083.41	
		”	Rehabilitation of Aramoko-Erinjiyan-Ikogosi road	214,108,685.85	
		”	Rehabilitation of Ayetoro-Ewu-Iye road	150,000,000.00	
		”	Construction/Rehabilitation of Agbado-Ode-Omuo road	324,441,021.64	
		”	Rehabilitation of Oye-Ayede-Iye-Ikun road	303,078,914.35	
		”	Rehabilitation of State Teaching Hospital internal road	19,539,740.48	
		”	Construction/Rehabilitation of Agbado-Ode-Omuo road	560,088,985.54	
		”	Installation of solar power traffic control signal at mathew junction	8,962,545.45	

S/NO	MDA's	CLASSIFICATION	DETAILS	ACTUAL	
		”	Rehabilitation of Aramoko-Erinjiyan-Ikogosi road	164,560,075.48	
		”	Dualization of new Ado/Iyin road	933,900,441.07	
		”	Construction/Rehabilitation of Ilupeju-Ire-Igbemo-Ijan road	328,260,758.91	
		”	Rehabilitation of Oye-Ayede-Iye-Ikun road	337,987,155.06	
		”	Construction/Rehabilitation of Agbado-Ode-Omuo road	193,000,000.00	
		”	Rehabilitation of Ikole township	230,310,638.11	
		”	Rehabilitation of Oye-Iye-Ikun road	299,898,775.29	
		”	Repair of failed double box along Olorunda area	2,500,000.00	
		”	Consultancy service for the supervision of Dualization of New Ado-Iyin road	175,554,012.00	
					7,294,887,616.17
		LAND AND BUILDING	Compensation to owners of the enumerated crops on the Airport Land	500,000,000.00	
					500,000,000.00
19	PUBLIC WORKS CORPORATION	INFRASTRUCTURE	Being payment for Asphalt production and continue rehabilitation of Ekiti road	50,000,000.00	
		”	Construction of access road to the ultral modern complex of the Ekiti State water cop. Along Ado-Iworoko road	13,378,362.16	
		”	Rehabilitation of Ekiti township road	75,000,000.00	
		”	Construction of earth based road to the premises of youth and women development centre	7,306,353.00	
					145,684,715.16
20	MINERAL RESOURCES	INFRASTRUCTURE	Payment inrespect of removal of dis-integrated rock in Ikere Ekiti for the month of Feb., 2021	400,000.00	
					400,000.00
21	ADP	INFRASTRUCTURE	Production and Airing of Agbeloba radio and Lahere TV agric prog.	1,500,000.00	
					1,500,000.00

S/NO	MDA's	CLASSIFICATION	DETAILS	ACTUAL	
		LAND AND BUILDING	Conduct of Agric production survey 2020 (APS)	1,455,000.00	
					1,455,000.00
22	PUBLIC UTILITY	OFFICE EQUIPMENT	Production of Fire service consumable for the use of Ekiti State	2,000,000.00	
		„	Implementation of water sector regulatory strategy plan	3,000,000.00	
					5,000,000.00
		TRANSP. EQUIPMENT	Comprehensive refurbishment of six units fire fighting vehicle in the fleet of the Ekiti fire service depart.	2,000,000.00	
					2,000,000.00
23	COLLEGE OF AGRIC ISAN	INFRASTRUCTURE	Construction of gate house and perimeter fence at college of Agric Isan	17,930,946.86	
					17,930,946.86
		LAND AND BUILDING	Transfer to kouris construction Nig LTD	3,310,078.21	
			Engagement of project management consultant	48,194,929.65	
					51,505,007.86
24	BUREAU OF PROJECT	LAND AND BUILDING	Repair of bloom off roofs at state secretariat	3,538,450.75	
			Completion of Oja Oba market	86,787,875.00	
			Construction of Govt. lodge Asokoro FCT Abuja	22,148,928.28	
			Construction of on-going extension of ophthalmology funding of dental Depart. EKSUTH	53,551,839.18	
			Construction of faculty building at Ekiti State College of Agric Isan	118,541,104.28	
			Construction of new council chamber for Ekiti traditional rulers	60,268,564.87	
			Renovation of VIP charlet within Govt. house	10,000,000.00	
			Repair of blown-off roofing of some building at State secretariat	286,172.78	
			Construction of Govt. centre Oduduwa house Ikeja Lagos	35,402,063.46	
			Renovation of Ekiti Accountant General's office building	20,317,381.75	

S/NO	MDA's	CLASSIFICATION	DETAILS	ACTUAL	
			Renovation of VIP charlet within Govt. house	10,305,216.22	
			Construction of faculty building at State College of Agric Isan	51,262,931.68	
			Construction of new council chamber for Ekiti traditinal rulers	31,308,639.60	
			Completion of Secretariat phase D lot 2	43,217,426.48	
			Land scaping of the No 2 Faculty building at College of Agric Isan	167,349,241.00	
			Completion of Ekiti Civic Centre, Ado Ekiti	96,493,710.80	
			Completion of Secretariat phase V lot 1	40,000,000.00	
			Construction of faculty building at State College of Agric Isan	86,272,580.94	
			Construction of faculty building at State College of Agric Isan	15,224,573.10	
			Completion of Ekiti Civic Centre, Ado Ekiti	25,716,992.99	
			Completion of Ekiti Civic Centre, Ado Ekiti	74,283,007.01	
			Construction of Ekiti State lodge quarters Asokoro Abuja	250,000,000.00	
			Completion of Ekiti Civic Centre, Ado Ekiti	50,000,000.00	
			Consultancy for Design and Supervision of New Council Chamber	16,652,250.00	
			Outstanding Fee for Consultancy for Design and Supervision of Oba Adejuyigbe General Hospital	15,029,405.91	
			Consultancy for Design and preparation on the construction Documentation of Elderly Resorst	37,840,000.00	
			Payment for Bureau of Special Project	57,627,406.47	
					1,479,425,762.55
		INFRASTRUCTURE	Construction and clearing of Ekiti modern market oja oba	6,000,000.00	
			Procurement of 231 units of GOA single phase meter for the open stall at the New oja oba market	17,826,010.13	
			Reconstruction of collapse fence wall at the back of ICT data centre	2,315,178.39	
					26,141,188.52
25	POLITICAL & ECONOMICS	TRANSPORTATION EQUIPMENT	Procurement of 6 No security vehicle for the use of State Govt.	134,675,000.00	
			Procurement of 38 vehicles for exco member & to Govt. official	588,887,426.90	
			Procurement of bullet-proof lexus LX570 super sport	88,125,000.00	
			Procurement of 2 Landprado V6 Security vehicle	122,200,000.00	
					933,887,426.90

S/NO	MDA's	CLASSIFICATION	DETAILS	ACTUAL	
26	GAD	OFFICE EQUIPMENT	Payment for servicing / repairs of the 4units of lifts in the Governors office, Adunni Olayinka women centre and in the old governors office.	1,431,000.00	
	"	"	Payment for procurement of office equipment and furniture items for take off of newly created office.	5,000,000.00	
	"	"	Payment for the procurement of office equipment , Furniture and interior decoration for two newly completed office building at the State Secretariat.	25,000,000.00	
	"	"	Payment for the procurement of office equipment and furniture items for take off of newly created office.	3,000,000.00	
	"	"	Payment for the procurement of office equipment , Furniture and interior decoration for two newly completed office building at the State Secretariat.	50,000,000.00	
					84,431,000.00
	"	TRANSPORT EQUIPMENT	Payment for procurement of size (6) units of Mikano ZNA pick up 4by4 vehicles for top Government functionaries.	102,225,000.00	
	"	"	Payment for the repairs to be carried out on state Chief of protocol's vehicles.	4,500,000.00	
	"	"	Payment for the procurement of Twenty units of pick up van 4by4 used as security vehicles.	32,560,000.00	
	"	"	Payment for the procurement of 3 utility vehicles to be used as part of the convoy of wife of the governor and chairman Ekiti State council of Traditional rulers.	30,000,000.00	
	"	"	Payment for the procurement of 3 utility vehicles to be used as part of the convoy of wife of the Governor.	93,050,000.00	
	"	"	Payment for the procurement of Twenty units of pick up van 4by4 used as security vehicles.	73,780,000.00	
	"	"	Payment for the purchased of one Hiace Toyota Bus for Ministry of Finance and Economic Development.	19,883,040.94	
					355,998,040.94
	"	FURNITURE & FITTINGS	Payment for the furnishing of the Office of Special Adviser, Federal Matters.	6,000,000.00	
	"	"	Payment for the procurement of office furniture, equipment and interior decoration for Lagos liaison Lodge.	50,000,000.00	
					56,000,000.00
27	UTILITY SERVICE DEPARTMENT	PLANT & MACHINERY	Payment for the purchased of 800A three poles and Neutral (TPN) for the central generator at the state secretariat complex.	230,000.00	
					230,000.00
28	WOMEN AFFIARS	LAND & BUILDING	Payment for construction of perimeter fencing of social international centre at Fayose Housing estate.	10,017,666.14	
					10,017,666.14

S/NO	MDA's	CLASSIFICATION	DETAILS	ACTUAL	
29	MIN. OF EDUCATION	OFFICE EQUIPMENT	Payment for the procurement of science laboratory equipment (lot 10) in ekiti state.	1,353,000.00	
	"	"	Payment for the supply of Science Lab. Equipment to all secondary schools in Ekiti State.	1,757,000.00	
	"	"	Payment for the supply of Science Lab. Equipment to all Secondary Schools in Ekiti State.	4,701,002.50	
	"	"	Payment for the supply of Science Lab. Equipment to all Secondary Schools in Ekiti State.	2,285,000.00	
	"	"	Payment for the supply of Science Lab. Equipment to all Secondary Schools in Ekiti State.	1,151,000.00	
					11,247,002.50
30	SCHOLARSHIP BOARD	OFFICE EQUIPMENT	Payment for the procurement of office equipment.	600,000.00	
					600,000.00
31	MIN. OF BUDGET	Infrastructure	Construction of Access road to the Type-2 model School under Construction of Ekiti State Knowledge zone	20,847,350.00	
					20,847,350.00
32	MIN. OF HOUSING & URBAN DEV.	Land & Building	Geo-Technical Soil analysis for the Home fund Limited in respect of 20 hectares of Land for proposed 500 units Housing Estate along Ijan road, Ado - Ekiti.	3,600,000.00	
			Preliminaries to the implementation of masterplan of Ado-Ekiti and Satelite towns	9,854,358.69	
			Perimeter Survey and acquisition of 50 Hectares of Lands for Federal Housing Scheme at Oye-Ekiti (1st Tranche)	1,900,000.00	
					15,354,358.69
33	SURVEYOR GENERAL	Infrastructure	Topographical Survey of the proposed Ring Road,Ado-Ekiti	6,500,000.00	
					6,500,000.00
		Land & Building	Perimeter Survey of 510,527 hectares of land for Fountain Holding Limited at Ikun-Ekiti	1,165,240.00	
			Survey of 10 hectares of land for the production of Rice in Ekiti State	625,000.00	
			Survey plan of proposed portion of land to be allocated to Nigerian Airforce	1,500,000.00	
			Survey of 24.5 hectares of land for Senator Bode Ola A&A which form part of UNOPS Housing Scheme	750,000.00	
			Topographical and physical structure of the whole Secretariat Complex in Ado-Ekiti	1,250,000.00	
					5,290,240.00
34	URBAN RENEWAL AGENCY	Infrastructure	Construction of Bus Terminal and Road Architeture along Oke-yimi Round about of Ado Ekiti (1st Tranche)	800,000,000.00	
					800,000,000.00

S/NO	MDA's	CLASSIFICATION	DETAILS	ACTUAL	
35	ELECTRICITY BOARD	Infrastructure	Extension of Electricity & Installation of 300KVA 11/0.415 KVA Transformer at Mobolorunduro behind HMB, Ado Ekiti	1,904,067.90	
			Extension of Electricity & Installation of 300KVA 11/0.415 KVA Transformer at Surulere, Adebayo (Aba Igbira) Ado Ekiti	841,126.20	
			Installation of 4 Nos Streetlight along Gate 10 & Construction of Deputy Governor's House, Govt. House ground	1,599,824.00	
			Extension of 500KVA 33/0.415KV Transformer at College of Agric, Isan (1st Tranche)	5,000,000.00	
			Extension of 500KVA 33/0.415KV Transformer at College of Agric, Isan (2nd Tranche)	4,000,000.00	
			Replacement of vandalised Electrical materials at Danke Streetlight Sub Station	450,000.00	
			Connection of the Honourable Commissioner of the Independent Electoral Commission Residence to the Govt. House	600,000.00	
			Rehabilitation of damaged light tension and low tension supplying Adunni Olayinka and High Court	1,000,000.00	
			Extension of 500KVA 33/0.415KV Transformer at College of Agric, Isan	1,310,484.48	
			Rural Electrification of ABA OSUN, Ikogosi Ekiti, Ekiti South West Local Government Area	5,000,000.00	
			Extension of Electricity & Installation of 300KVA Transformer at Better Life zone 3 & 4, Basiri, Ado-Ekiti	1,370,710.92	
			Revalidation for Rural Electrification of Aba Fatunla near Ijesa-Isu Ekiti, Ikole Local Government Area (1st Tranche)	1,000,000.00	
			Revalidation for Rural Electrification of Aba Fatunla near Ijesa-Isu Ekiti, Ikole Local Government Area (2nd Tranche)	700,000.00	
			Revalidation for Rural Electrification of Aba Fatunla near Ijesa-Isu Ekiti, Ikole Local Government Area (balance payment)	1,064,100.64	
					25,840,314.14
		Plant & Machinery	Repair of House of Assembly Generator	2,621,052.63	
			Servicing of 1400KVA Generator at Central Plant Room, Government House ground	400,000.00	
			Repair of 1400KVA Generator on Govt. House Plant Room, Ado-Ekiti	1,150,000.00	
			Purchase of 3 Nos 135KVA Generator powering, Ado-Ekiti metropolis Streetlight (1st Tranche)	7,915,662.65	
			Purchase of 3 Nos 135KVA Generator powering, Ado-Ekiti metropolis Streetlight (2nd Tranche)	7,915,662.65	
			Purchase & Installation of dedicated 100KVA Perking Generator Set powering New Gov. Office, Ado-Ekiti	2,200,000.00	
			Repair of 1400KVA Generator set at Central Plant Room, Govt. House Ground	3,606,956.00	
					25,809,333.93
36	MIN. OF REGIONAL & SPECIAL DUTIES	Furnitures & Fittings	Purchase of Office Equipment and office furnitures	2,000,000.00	
			Procurement of furniture and other related items for the renovated space to host EWERS	4,513,048.55	
					6,513,048.55

S/NO	MDA's	CLASSIFICATION	DETAILS	ACTUAL	
37	BOARD OF TECHNICAL AND VOCATIONAL	LAND & BUILDING	Construction of Perimeter fencing at Igbara-Odo	4,758,259.60	
			Construction of Perimeter fencing at Otun	5,474,657.88	
			Construction of Perimeter fencing at Ijero	1,000,000.00	
					11,232,917.48
		office equipment	Procurement of tools and equipment for Government Technical Igbara-Odo, Otun and Ijero	5,448,038.75	
					5,448,038.75
38	Min. of Investment & Trade	Infrastructure	Repairs work at government market in Ado-Ekiti	2,000,000.00	
			Connection of 3000KVA 11/0.415 RV distribution transformer to the National Grid at Ultra Modern Market, Ado-Ekiti	5,847,953.22	
					7,847,953.22
39	EKITI KNOWLEDGE ZONE	Land & Building	Survey and other auxillary works on 15 hectares in Ekiti State knowledge zone for establishment of defence space communication centre	380,000.00	
			Compensation on the additional land area in Ekiti State Knowledge zone	2,445,786.60	
			Enumeration of economic crops in 15 hectares of Land for establishment of defain space	1,500,000.00	
					4,325,786.60
40	EKRUWASSA	infrastructure	Government counterpart fund for the implementation of partnership for expanded water supply sanitation & hygiene (E WASH) Programme in Nigeria	250,000,000.00	
					250,000,000.00
41	SEPA	infrastructure	Earth dredging of Stream Channel and Culvert at Onala, Balemo, Elemi, Afao road, Ita Eku, Poly road, Emirin, Awajin, Ureje, Ire-akari, Ilawe road, Omisanjana, Ureje and 133	48,632,656.82	
			Earth dredging of Stream Channel and Culvert at Onala, Balemo, Elemi, Afao road, Ita Eku, Poly road, Emirin, Awajin, Ureje, Ire-akari, Ilawe road, Omisanjana, Ureje 133	145,411,643.98	
					194,044,300.80

S/NO	MDA's	CLASSIFICATION	DETAILS	ACTUAL	
42	RAAM	infrastructure	Counterpard Fund for Construction of Ekiti Rural Roads	352,056,922.82	
					352,056,922.82
43	SUBEB	BUILDING		1,445,839,373.14	
		FURNITURE		232,878,143.09	1,678,717,516.23
44	ETF	OFFICE EQUIPMENT		265,669,392.91	
					265,669,392.91
45	PFMU	INFRASTRUCTURE		9,215,859,791.59	
					9,215,859,791.59
	TOTAL			28,557,447,010.78	28,557,447,010.78

SUPPLEMENTARY NOTE 19B: SCHEDULE OF FIXED ASSETS (WORK IN PROGRESS NOW RECOGNISED AS COMPLETED PROJECTS)

S/N	MDAs	LAND	BUILDNG	INFRASTRUTURE	TOTAL
2019	Bal b/f			1,577,074,209.00	1,577,074,209.00
1	Education Trust Fund		11,522,265.00		11,522,265.00
2	Water Corporation (PFMU)			3,967,210,588.37	3,967,210,588.37
3	Min. of Works			3,292,178,564.38	3,292,178,564.38
4	Min. of Land & Housing			17,004,826.25	17,004,826.25
5	Min. of Commerce		134,253,409.50		134,253,409.50
6	Surveyor General			20,491,220.00	20,491,220.00
7	Fountain Holding Ltd		3,178,000,000.00		3,178,000,000.00
8	College of Health Tech. Ijero		54,953,052.00		54,953,052.00
9	Public building		4,754,841,515.14		4,754,841,515.14
10	WIP recognised on Roads Construction			24,604,304,054.45	24,604,304,054.45
	TOTAL (A)	-	8,133,570,241.64	33,478,263,462.45	41,611,833,704.09

S/NO	MDA's	CLASSIFICATION	DETAILS	ACTUAL	
2020					
11	Min. of Works	-	637,958,700.11	9,578,716,063.70	10,216,674,763.81
	TOTAL (B)	-	637,958,700.11	9,578,716,063.70	10,216,674,763.81
	GRAND TOTAL (A + B)	-	8,771,528,941.75	43,056,979,526.15	51,828,508,467.90

SUPPLEMENTARY NOTE 19B & 20: SCHEDULE OF PROPERTY, PLANT AND EQUIPMENT (PPE) & INVESTMENT PROPERTY

	REF NOTE 20				REF. NOTE 19				
	INVESTMENT PROPERTY	LAND	BUILDING	INFRASTRUCTURE	PLANT & MACHINERY	TRANSPORTATIO N EQUIPMENT	OFFICE EQUIPMENT	FURNITURES & FITTINGS	TOTAL
DEPRECIATION RATE	5%	0%	5%	5%	10%	20%	25%	20%	
	₦	₦	₦	₦	₦	₦	₦	₦	₦
COST AS AT 1/1/2021	14,385,850,000.00	2,483,652,573.04	75,638,470,725.76	121,599,422,571.63	2,218,019,783.29	5,380,365,098.70	3,155,921,896.28	2,269,955,122.31	227,131,657,771.01
ADDITION	-	500,000,000.00	5,006,854,444.85	18,366,541,099.28	523,455,923.77	1,397,997,401.24	2,446,249,950.36	316,348,191.28	28,557,447,010.78
WIP NOW COMPLETED	-	-	8,771,528,941.75	43,056,979,526.15	-	-	-	-	51,828,508,467.90
DISPOSAL		-	-	-		-	-	-	-
TRANSFER/ ADJUSTMENT		-	-	-	-	-	-	-	
COST AS AT 31/12/2021	14,385,850,000.00	2,983,652,573.04	89,416,854,112.36	183,022,943,197.06	2,741,475,707.06	6,778,362,499.94	5,602,171,846.64	2,586,303,313.59	307,517,613,249.69
DEPRECIATION:									-
DEPRECIATION AS AT 01/01/2021	1,438,585,000.00	-	23,777,296,310.83	25,525,699,810.35	818,930,889.48	3,626,434,330.95	1,958,195,809.94	1,457,918,773.50	58,603,060,925.05
CHARGE FOR THE PERIOD	719,292,500.00	-	4,470,842,705.62	9,151,147,159.85	274,147,570.71	1,355,672,499.99	1,400,542,961.66	517,260,662.72	17,888,906,060.54
DISPOSAL		-	-	-	-	-	-	-	-
ACCUMULATED DEP. AS AT 31/12/2021	2,157,877,500.00	-	28,248,139,016.45	34,676,846,970.20	1,093,078,460.19	4,982,106,830.94	3,358,738,771.60	1,975,179,436.22	76,491,966,985.59
NET BOOK VALUE (31/12/2021)	12,227,972,500.00	2,983,652,573.04	61,168,715,095.91	148,346,096,226.86	1,648,397,246.88	1,796,255,669.00	2,243,433,075.04	611,123,877.37	231,025,646,264.10

LESS:

NBV OF INVESTMENT PROPERTY (31/12/2021)	12,227,972,500.00
NBV OF PROPERTY PLANT & EQUIPMENT(31/12/2021)	218,797,673,764.10

SUPPLEMENTARY NOTE 24A: FACILITY REPAYMENT (DOMESTIC LOAN)

S/N	DETAILS	OPENING BALANCE	LOAN INTEREST B/F	ADDITIONAL LOAN	TOTAL LOAN BALANCE	PRINCIPAL PAYMENT	ACCRUED INTEREST	INTEREST PAYMENT	TOTAL PAYMENT	CLOSING BALANCE	CURRENT PORTION OF BORROWING
A	B	C	D	E	F=C+D+E	G	H	I	J=H+I+J	K=F-G	PROJECTED PR & INT.
		₦	₦	₦	₦	₦	₦	₦	₦	₦	₦
1	BUDGET SUPPORT	16,711,218,467.01	-	-	16,711,218,467.01	210,002,198.74	-	874,354,625.45	1,084,356,824.19	16,501,216,268.27	210,002,198.74
2	BAIL OUT	8,586,545,475.77	-	-	8,586,545,475.77	278,101,141.49	-	326,737,827.72	604,838,969.21	8,308,444,334.28	278,101,141.49
3	FGN BONDS	17,433,756,171.19	-	-	17,433,756,171.19	420,220,572.63	-	2,557,623,148.70	2,977,843,721.33	17,013,535,598.56	420,220,572.63
4	ACCESS (ECA)	9,050,519,931.90	-	-	9,050,519,931.90	162,447,908.58	-	467,360,260.71	629,808,169.29	8,888,072,023.32	162,447,908.58
5	STATE BONDS	13,832,826,698.67	-	-	13,832,826,698.67	401,813,759.48	-	255,866,011.46	657,679,770.94	13,431,012,939.19	4,140,000,000.00
6	RE-STRUCTURED LOANS	5,263,301,912.51	-	437,283,644.22	5,700,585,556.73	1,115,925,179.05	-	192,039,841.89	1,307,965,020.94	4,584,660,377.68	1,115,925,179.05
7	COMMERCIAL AGRICULTURE CREDIT SCHEME	4,905,685,574.41	-		4,905,685,574.41	234,517,848.92	-	171,204,265.22	405,722,114.14	4,671,167,725.49	218,281,197.80
8	HEALTH INTERVENTION	-	-	2,335,471,902.22	2,335,471,902.22	76,951,959.08	-	64,562,948.00	141,514,907.08	2,258,519,943.14	76,951,959.08
9	CBN (DCRR) SCHEME I	-	-	4,990,766,017.00	4,990,766,017.00	-	-	49,770,926.85	49,770,926.85	4,990,766,017.00	110,546,481.77
10	CBN (DCRR) SCHEME II	-	-	4,997,140,616.00	4,997,140,616.00	-	-	49,834,578.20	49,834,578.20	4,997,140,616.00	110,687,680.43
	TOTAL	75,783,854,231.46	-	12,760,662,179.44	88,544,516,410.90	2,899,980,567.97	-	5,009,354,434.20	7,909,335,002.17	85,644,535,842.93	6,843,164,319.57

Less: Current Portion of Borrowing

6,843,164,319.57

Balance of Long Term Borrowing (Domestic)

78,801,371,523.36

RESTRUCTURED COMMERCIAL BANK LOANS: The sum of 437,283,644.22 was additional loan due to facility restructuring between 2nd and 3rd quarter of 2021

EKITI STATE OF NIGERIA

SUPPLEMENTARY NOTE 24 B: FOREIGN LOANS OUTSTANDING BALANCE AS AT 31ST DECEMBER 2021

S/ NO	FOREIGN LOAN	CREDITO R	LOAN CURRE NCY	LOAN AMOUNT	PRINCIPAL	INTEREST	TOTAL PR+INT IN LOAN CURRENCY	DEBT BAL IN LOAN CURRENCY	DEBT OUTSTANDING IN USD	DEBT OUTSTANDING IN NAIRA
1	MULTI STATE AGRIC DEV. PROJECT	IDA	XDR	8,476,945.10	423,846.20	10,331.30	434,177.50	1,059,615.29	1,483,037.55	612,479,677.77
2	EKITI STATE COMMUNITY BASED POVERTY REDUCTION	IDA	XDR	7,642,692.40	382,358.00	40,133.10	422,491.10	5,054,315.59	7,088,016.05	2,927,279,748.49
3	HSDP	IDA	XDR	4,088,840.00	102,221.00	9,169.80	111,390.80	1,145,978.69	1,603,911.76	662,399,517.76
4	UBE	IDA	USD	5,000,000.00	125,000.00	17,793.80	142,793.80	2,274,322.65	2,274,322.65	939,272,511.22
5	HIV/AIDS	IDA	XDR	1,535,762.30	57,591.10	7,572.20	65,163.30	961,637.91	1,345,908.41	555,846,714.25
6	HSDP (II)	IDA	XDR	2,313,697.80	46,274.00	15,919.30	62,193.30	2,087,965.11	2,922,315.94	1,206,887,260.06
7	FADAMA	IDA	XDR	2,858,563.00	57,171.20	20,260.00	77,431.20	2,658,463.59	3,720,785.61	1,536,647,249.09
8	HIV/AIDS (III)	IDA	XDR	3,343,202.00	33,432.00	23,968.20	57,400.20	3,152,323.97	4,425,988.60	1,827,889,031.91
9	SEPIP	IDA	USD	48,333,333.00	-	342,357.10	342,357.10	45,634,854.03	45,634,854.03	18,846,738,365.85
11	3RD NATIONAL URBAN WATER SECTOR REFORM	IDA	XDR	32,400,000.00	1,069,200.00	166,433.20	1,235,633.20	29,194,315.99	40,860,364.37	16,874,921,880.67
12	EKITI STATE NATIONAL PROGRAMME FOR FOOD Youth Employment & Social Support Optn	IDA	FUA	7,000,000.00	70,000.00	45.30	70,045.30	6,650,000.00	9,244,255.19	3,817,784,950.81
12			USD	18,000,000.00	-	-	-	-	-	-
	TOTAL			140,993,035.60	2,367,093.50	653,983.30	3,021,076.80	99,873,792.82	120,603,760.16	49,808,146,907.88
Less: Current Portion of Borrowing (Foregn Loan)										1,700,017,238.66
Longterm Borrowing (Foregn Loan)										48,108,129,669.22

	LOAN CURRENCY	NAIRA
OVERALL TOTAL (PR+INTR)	3,021,076.80	1,596,344,944.76
PRINCIPAL PAYMENT	2,367,093.50	1,250,778,445.12
INTEREST PAYMENT	653,983.30	345,566,499.64

FINANCIAL HIGHLIGHTS: BUDGET SIZE AND PERFORMANCE ANALYSIS (CASH BASIS)

	DETAILS	FINAL BUDGET 2021	ACTUAL 2021	PERFORMANCE (%)
	<u>REVENUE</u>	₦	₦	
1	RECURRENT REVENUE	79,739,092,685	77,479,015,352	97
2	CAPITAL RECEIPTS	29,927,284,037	18,525,701,807	62
	TOTAL REVENUE	109,666,376,722	96,004,717,159	88
	<u>EXPENDITURE</u>	-		
1	RECURRENT EXPENDITURE	63,969,303,065	63,953,776,061	99.98
2	CAPITAL EXPENDITURE	45,697,073,657	40,481,587,406	89
	TOTAL EXPENDITURE	109,666,376,722	104,435,363,467	95

FINANCIAL HIGHLIGHTS: PRIOR YEAR COMPARATIVE ANALYSIS (CASH BASIS)

	DETAILS	ACTUAL 2021	ACTUAL 2020	PERCENTAGE CHANGE (%)
	<u>REVENUE</u>	₦	₦	
1	RECURRENT REVENUE	77,479,015,352	82,653,493,809	(6)
2	CAPITAL RECEIPTS	18,525,701,807	4,602,418,948	303
	TOTAL REVENUE	96,004,717,159	87,255,912,757	10
	<u>EXPENDITURE</u>			
1	RECURRENT EXPENDITURE	63,953,776,061	56,738,106,073	13
2	CAPITAL EXPENDITURE	40,481,587,406	29,647,320,109	37
	TOTAL EXPENDITURE	104,435,363,467	86,385,426,182	21

PROGRAMME FOR RESULT (P for R)

	2021			2020		
MDAs	PERSONNEL	OVERHEADS	TOTAL	PERSONNEL	OVERHEADS	TOTAL
	N	N	N	N	N	N
MINISTRY OF FINANCE	80,297,415.54	8,188,032,386.89	8,268,329,802.43	44,251,686.90	77,613,000.00	121,864,686.90
MINISTRY OF BUDGET	77,606,265.99	239,676,500.00	317,282,765.99	36,218,754.80	84,170,000.00	120,388,754.80
STATE INTERNAL REVENUE	189,379,368.50	256,973,431.62	446,352,800.12	82,106,926.49	94,076,203.42	176,183,129.91
ACCOUNTANT GENERAL	157,720,904.84	173,125,682.31	330,846,587.15	70,499,959.09	40,299,168.00	110,799,127.09
TOTAL	505,003,954.87	8,857,808,000.82	9,362,811,955.69	233,077,327.28	296,158,371.42	529,235,698.70

SFTAS RECIEPTS

DETAILS	2021 N	2020 N
SFTAS GRANTS	3,441,320,000.00	7,430,000,000.00
TOTAL	3,441,320,000.00	7,430,000,000.00

FINANCIAL HIGHLIGHTS ON COVID-19 ACTIVITIES

	DETAILS	BUDGET 2021	ACTUAL 2021	PERCENTAGE CHANGE (%)
	<u>REVENUE</u>	₦	₦	
1	REVENUE	9,542,704,686	5,700,565,545	60
	TOTAL REVENUE	9,542,704,686	5,700,565,545	60
	<u>EXPENDITURE</u>			
1	RECURRENT EXPENDITURE	5,365,895,983	2,711,386,892	51
2	CAPITAL EXPENDITURE	4,176,808,702	2,474,956,251	59
	TOTAL EXPENDITURE	9,542,704,686	5,186,343,143	54