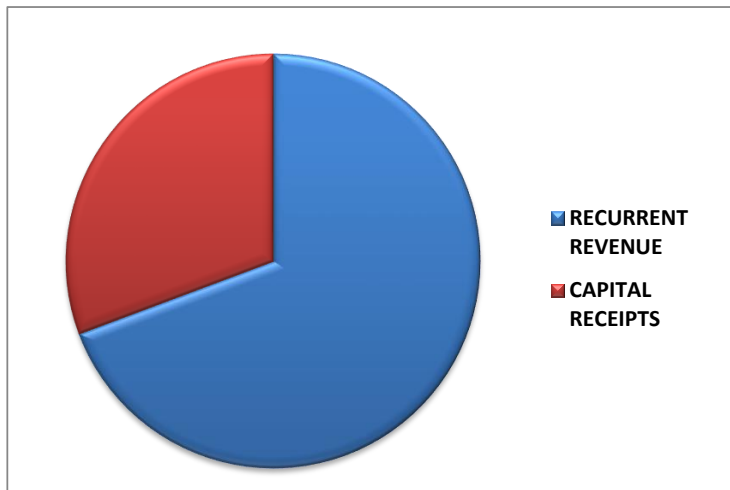


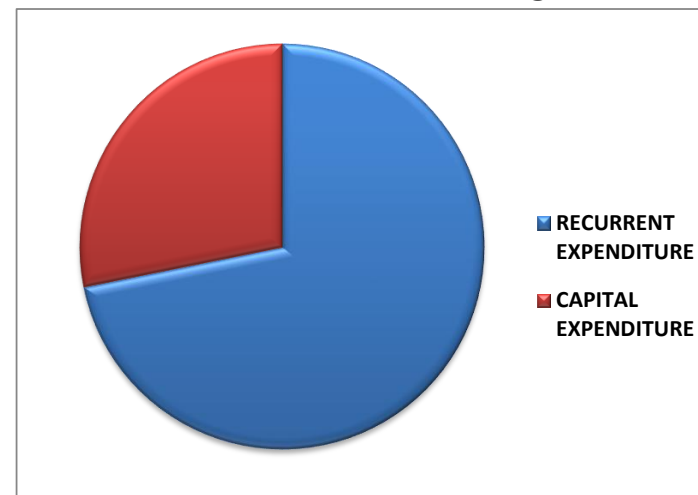
## CHARTS

### MID-YEAR 2022

#### REVENUE

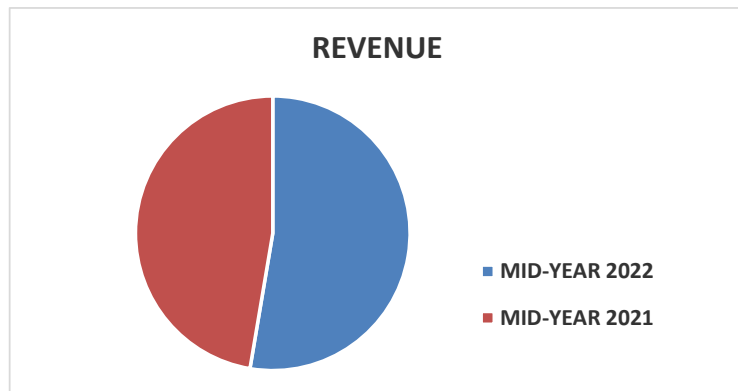


#### EXPENDITURE

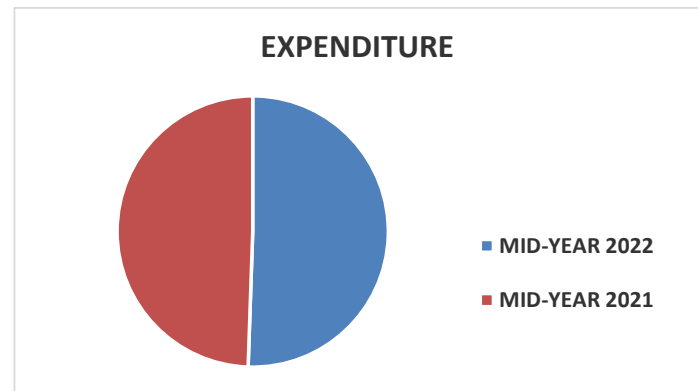


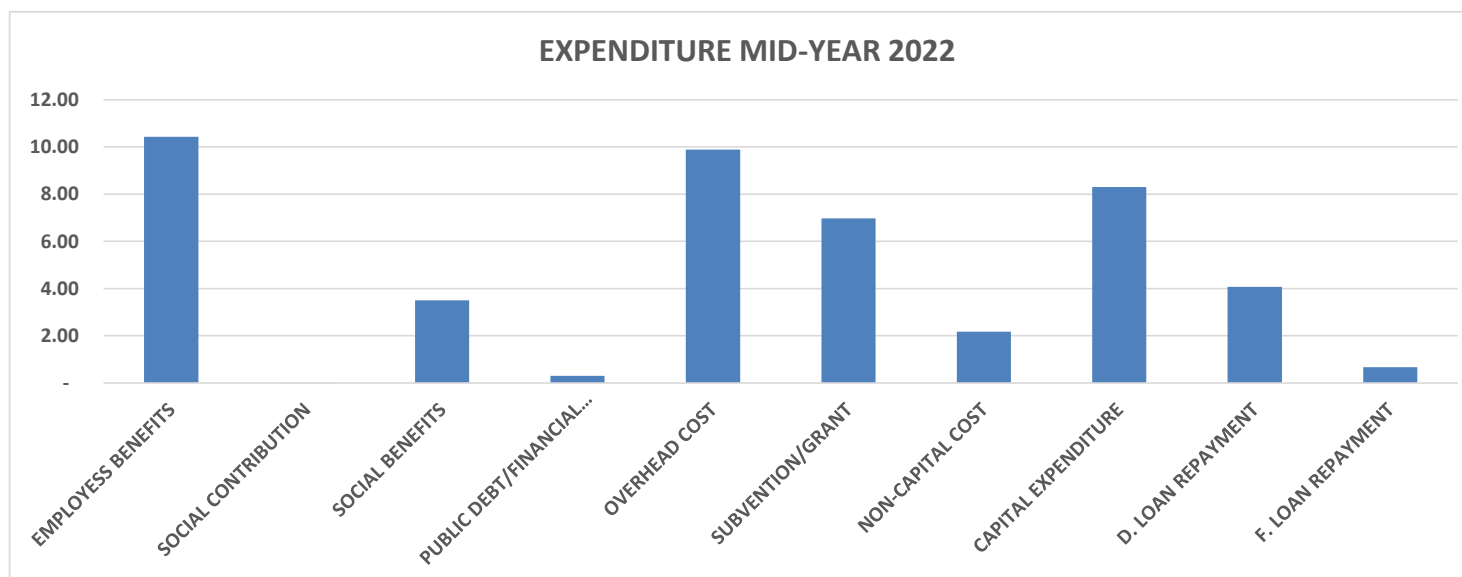
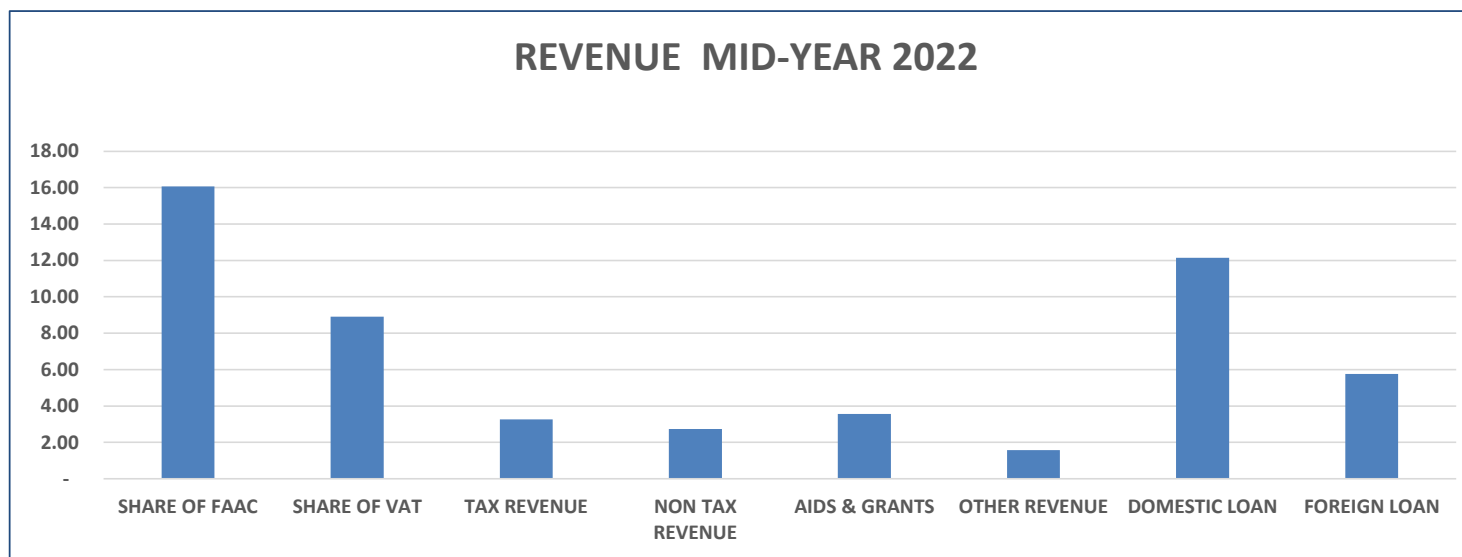
### MID- YEAR 2021 VS 2022

#### REVENUE



#### EXPENDITURE







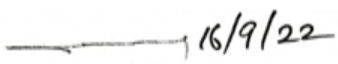
**EKITI STATE OF NIGERIA**  
**CONSOLIDATED STATEMENT OF FINANCIAL PERFORMANCE**  
**FOR THE MID-YEAR ENDED 30TH JUNE, 2022**  
**ACCRUAL STATEMENT NO. 1**



ACTUAL JAN-JUNE 2021		NOTES	ACTUAL 2022	MID YEAR BUDGET 2022	APPROVED BUDGET 2022	VARIANCE ON APPROVED BUDGET
₦			₦	₦	₦	₦
	<b>REVENUE</b>					
14,555,847,291	Government Share of FAAC	1	16,067,933,843	15,881,000,952	31,762,001,903	(15,694,068,060)
9,810,422,086	Government Share of VAT	2	10,914,943,196	8,764,048,868	17,528,097,737	(6,613,154,541)
3,961,807,892	Tax Revenue	3	3,257,917,690	3,696,269,711	7,392,539,422	(4,134,621,732)
3,123,524,549	Non-Tax Revenue	4	2,732,135,473	3,423,169,147	6,846,338,294	(4,114,202,821)
12,075,487,295	Aids & Grants	5	3,554,471,998	9,762,507,943	19,525,015,886	(15,970,543,888)
1,972,044,403	Other Revenue	6	1,565,775,383	250,000,000	500,000,000	1,065,775,383
<b>45,499,133,516</b>	<b>TOTAL REVENUE (A)</b>		<b>38,093,177,583</b>	<b>41,776,996,621</b>	<b>83,553,993,242</b>	<b>(45,460,815,659)</b>
	<b>EXPENDITURES</b>					
9,688,144,504	Employees Benefits	7	9,974,271,588	10,372,809,320	20,745,618,641	10,771,347,053
78,000,000	Allowances & Social Contribution		78,000,000	47,040,616	94,081,232	16,081,232
3,883,784,683	Social Benefits	9	4,738,558,663	3,142,993,280	6,285,986,560	1,547,427,897
6,740,554,442	Overhead Cost	10	9,919,915,711	8,688,974,640	17,377,949,279	7,458,033,568
4,161,717,532	Subvention, Grants & Contribution	11	6,981,751,788	5,173,180,818	10,346,361,636	3,364,609,848
7,089,922,203	Depreciation Charges	12	9,324,836,738	-	-	-
1,004,548,825	Non-Capital Cost	13	2,178,484,650	7,874,415,375	15,748,830,750	13,570,346,100
<b>32,646,672,189</b>	<b>TOTAL EXPENDITURE (B)</b>		<b>43,195,819,138</b>	<b>35,299,414,049</b>	<b>70,598,828,098</b>	<b>27,403,008,960</b>

ACTUAL JAN-JUNE 2021		NOTES	ACTUAL 2022	MID YEAR BUDGET 2022	APPROVED BUDGET 2022	VARIANCE ON APPROVED BUDGET
₦			₦	₦	₦	₦
				-		-
12,852,461,327	Surplus/(Deficit) from Operating Activities C=(A-B)		(5,102,641,555)			
				-		
4,820,172,283	Public Debt/Finance Charges	14	4,816,158,183	2,805,000,000	5,610,000,000	793,841,817
4,820,172,283	Total Non-Operating Revenue/(Expenses) D		4,816,158,183			
				-		
8,032,289,044	Surplus/(Deficit) from Ordinary Activities E= (C-D)		(9,918,799,738)			
8,032,289,044	NET SURPLUS/(DEFICIT) FOR THE PERIOD		(9,918,799,738)			

The accounting policies and notes to the accounts form an integral part of these Financial Statements.

  
**OLARIKE. T. OLAYINKA (MRS) FCA, ACTI.**  
**ACCOUNTANT-GENERAL/PERMANENT SECRETARY**  
**EKITI STATE**




**EKITI STATE OF NIGERIA**  
**CONSOLIDATED STATEMENT OF FINANCIAL POSITION**  
**AS AT 30TH JUNE, 2022**  
**ACCRUAL STATEMENT NO. 2**



	REFERENCE	NOTES	30-06-22	30-06-22	31-12-21	31-12-21
			₦	₦	₦	₦
<b>CURRENT ASSETS</b>						
Cash and Cash Equivalent	310101	15	11,586,816,635		8,351,267,792	
Receivable	310601	16	4,710,834,388		4,708,035,783	
Prepayments	310801	16	-		-	
Inventories	310501	16				
<b>TOTAL CURRENT ASSETS (A)</b>				<b>16,297,651,023</b>		<b>13,059,303,575</b>
<b>NON-CURRENT ASSETS</b>						
Financial Assets	3110	17	1,255,244,342		1,255,244,342	
Investment (Bond Sinking Fund)	3109	18	1,439,618,043		1,439,618,043	
Property Plant and Equipment (NBV)	3201	19	223,724,391,800		218,797,673,764	
Investment Property	3202	20	11,868,326,250		12,227,972,500	
Work in Progress (PPE)	310502		24,894,312,221		23,890,627,436	
<b>TOTAL NON-CURRENT ASSETS (B)</b>				<b>263,181,892,656</b>		<b>257,611,136,085</b>
<b>TOTAL ASSETS (C=A+B)</b>				<b>279,479,543,679</b>		<b>270,670,439,660</b>

	REFERENCE	NOTES	30-06-22	30-06-22	31-12-21	31-12-21
			N	N	N	N
<b>LIABILITIES</b>						
<b>CURRENT LIABILITIES:</b>						
Payables	4104	22	19,749,865,542		20,747,731,142	
Current Portion of Borrowings	4106	23	4,925,903,884		8,543,181,558	
<b>TOTAL CURRENT LIABILITIES (D)</b>				<b>24,675,769,426</b>		<b>29,290,912,700</b>
<b>NON-CURRENT LIABILITIES:</b>						
Long Term Borrowings	4602	24	148,745,355,703		126,909,501,193	
<b>TOTAL NON-CURRENT LIABILITIES (E)</b>				<b>148,745,355,703</b>		<b>126,909,501,193</b>
<b>TOTAL LIABILITIES (F=D+E)</b>				<b>173,421,125,129</b>		<b>156,200,413,893</b>
<b>NET ASSETS (G=C-F)</b>				<b>106,058,418,550</b>		<b>114,470,025,767</b>
<b>NET ASSETS/EQUITY</b>						
Reserves	4701		120,824,489,226		120,824,489,226	
Surplus/(Deficit) for the period	4702		(14,766,070,676)		(6,354,463,459)	
<b>TOTAL NET ASSETS/EQUITY</b>				<b>106,058,418,550</b>		<b>114,470,025,767</b>

The accounting policies and notes to the accounts form an integral part of these Financial Statements.

  
**OLARIKE. T. OLAYINKA (MRS) FCA, ACTI.**  
**ACCOUNTANT-GENERAL/PERMANENT SECRETARY**  
**EKITI STATE**



**EKITI STATE OF NIGERIA**  
**CONSOLIDATED STATEMENT OF CASH FLOW**  
**FOR THE MID-YEAR ENDED 30TH JUNE, 2022**  
**ACCRUAL STATEMENT NO. 3**



	NOTES	2022	2021
		₦	₦
<b>CASH FLOWS FROM OPERATING ACTIVITIES</b>			
<b>INFLOWS</b>			
Government Share of FAAC	1	16,067,933,843	14,555,847,291
Government Share of VAT	2	10,914,943,196	9,810,422,086
Tax Revenue	3	3,257,917,690	3,961,807,892
Non-Tax Revenue	4	2,732,135,473	3,123,524,549
Aids & Grants	5	3,554,471,998	12,075,487,295
Other Revenue	6	1,565,775,383	1,972,044,403
<b>Total Inflow from Operating Activities (A)</b>		<b>38,093,177,583</b>	<b>45,499,133,516</b>
<b>OUTFLOWS</b>			
Employees Benefits	25	(7,188,573,921)	(10,974,865,759)
Allowances & Social Contribution	26	(26,000,000)	(49,000,000)
Social Benefits	27	(3,502,361,035)	(3,310,551,840)
Public Debt/Financial Charges	28	(4,816,156,161)	(4,820,172,283)
Overhead Cost	29	(9,919,915,711)	(6,790,554,442)
Subvention, Grants & Contribution	30	(6,981,751,788)	(3,583,010,594)
Non-Capital Cost	13	(2,178,484,650)	(1,004,548,825)
<b>TOTAL OUTFLOW FROM OPERATING ACTIVITIES (B)</b>		<b>(34,613,243,266)</b>	<b>(30,532,703,743)</b>
<b>NET CASH FLOW FROM OPERATING ACTIVITIES (C=A-B)</b>		<b>3,479,934,316</b>	<b>14,966,429,773</b>

	NOTES	2022	2021
		N	N
<b>CASH FLOWS FROM INVESTING ACTIVITIES</b>			
<b>CAPITAL RECEIPTS</b>			
<b>PURCHASE/CONSTRUCTION OF ASSETS:</b>			
Purchase/Construction of PPE	31	(12,387,850,274)	(18,472,398,714)
<b>NET CASH FLOW FROM INVESTING ACTIVITIES</b>		<b>(12,387,850,274)</b>	<b>(18,472,398,714)</b>
<b>CASH FLOWS FROM FINANCING ACTIVITIES</b>			
Proceeds from Foreign Loans	32	4,735,140,210	1,589,577,139
Proceeds from Domestic Loans	33	12,150,224,069	2,335,471,902
Foreign Loans Repayments	34	(666,004,213)	(516,134,984)
Domestic Loans Repayment	34	(4,075,895,265)	(1,108,592,298)
<b>NET CASH FLOW FROM FINANCING ACTIVITIES</b>		<b>12,143,464,801</b>	<b>2,300,321,759</b>
<b>NET CASH FLOW FROM ALL ACTIVITIES</b>		<b>3,235,548,843</b>	<b>(1,205,647,182)</b>
CASH & ITS EQUIVALENT AS AT 1ST OF JANUARY 2022		8,351,267,792	<b>16,781,914,090</b>
<b>CASH &amp; ITS EQUIVALENT AS AT 30TH JUNE, 2022</b>	<i>Note I</i>	<b>11,586,816,635</b>	<b>15,576,266,908</b>

**Note I:**


**Cash & Cash Equivalent as at 30/06/2022**

**N**

**Bank balances**

**11,586,816,635**

The accounting policies and notes to the accounts form an integral part of these Financial Statements.

  
**OLARIKE. T. OLAYINKA (MRS) FCA, ACTI.**  
**ACCOUNTANT-GENERAL/PERMANENT SECRETARY**  
**EKITI STATE**





**EKITI STATE OF NIGERIA**  
**STATEMENT OF CHANGE IN NET ASSETS/EQUITY**  
**FOR THE MID-YEAR ENDED 30TH JUNE, 2022**



	REVALUATION RESERVE	TRANSLATION RESERVE	ACCUMULATED SURPLUSES/DEFICITS	TOTAL
	₦	₦	₦	₦
Balance as at 31st December 2021	120,824,489,226		(6,354,463,460)	114,470,025,766
Increase in Advances Balance			42,332,897	42,332,897
2021 under estimated balance Adjusted			25,241,581	25,241,581
Increase in Bond Sinking Fund Account Balance			1,439,618,043	1,439,618,043
<b>Net surplus/(deficit) for the Period</b>			(9,918,799,738)	(9,918,799,738)
<b>Balance as at 30th June, 2022</b>	<b>120,824,489,226</b>	<b>-</b>	<b>(14,766,070,676)</b>	<b>106,058,418,550</b>

The accounting policies and notes to the accounts form an integral part of these Financial Statements.

\_\_\_\_\_, 16/9/22

**OLARIKE. T. OLAYINKA (MRS) FCA, ACTI.**  
**ACCOUNTANT-GENERAL/PERMANENT SECRETARY**  
**EKITI STATE**



**EKITI STATE OF NIGERIA**


**STATEMENT OF COMPARISON OF BUDGET AND ACTUAL AMOUNT  
FOR THE MID-YEAR ENDED 30TH JUNE, 2022**



	ACTUAL JAN -JUN 2022	APPROVED BUDGET 2022	MID-YEAR BUDGET 2022	VARIANCE ON APPROVED BUDGET	PERFORMANCE
	₦	₦	₦	₦	₦
	A	B	C	D=B-A	A/B%
OPENING BALANCE (A)	8,351,267,792	7,200,000,000	3,600,000,000	1,151,267,792	
<b>RECEIPTS</b>				-	
<b>REVENUE</b>				-	
Government Share of FAAC	16,067,933,843	31,762,001,903	15,881,000,952	(15,694,068,060)	51
Government Share of VAT	10,914,943,196	17,528,097,737	8,764,048,868	(6,613,154,541)	62
Tax Revenue	3,257,917,690	7,392,539,422	3,696,269,711	(4,134,621,732)	44
Non-Tax Revenue	2,732,135,473	6,846,338,294	3,423,169,147	(4,114,202,822)	40
Aids & Grants	3,554,471,998	19,525,015,886	9,762,507,943	(15,970,543,888)	18
Other Revenue	1,565,775,383	500,000,000	250,000,000	1,065,775,383	313
<b>SUB TOTAL ( B )</b>	<b>38,093,177,583</b>	<b>83,553,993,242</b>	<b>41,776,996,621</b>	<b>(45,460,815,660)</b>	<b>46</b>
				-	
<b>RECEIPTS FROM LOAN</b>				-	
Proceeds from Domestic Loan	12,150,224,069				
Proceeds from Foreign Loan	4,735,140,210	10,000,000,000	5,000,000,000	6,885,364,279	-
<b>SUB TOTAL (C)</b>	<b>16,885,364,279</b>	<b>10,000,000,000</b>	<b>5,000,000,000</b>	<b>6,885,364,279</b>	<b>169</b>
<b>TOTAL RECEIPTS (A+B+c)</b>	<b>63,329,809,654</b>	<b>100,753,993,242</b>	<b>50,376,996,621</b>	<b>(37,424,183,588)</b>	<b>63</b>

	ACTUAL JAN -JUN 2022	APPROVED BUDGET 2022	MID-YEAR BUDGET 2022	VARIANCE ON APPROVED BUDGET	PERFORMANCE
	₦	₦	₦	₦	₦
	A	B	C	D=B-A	A/B%
<b><u>PAYMENTS</u></b>					
Employees Benefits	7,188,573,921	20,745,618,641	10,372,809,320	13,557,044,719	35
Allowances & Social Contribution	26,000,000	94,081,232	47,040,616	68,081,232	28
Social Benefits	3,502,361,035	6,285,986,560	3,142,993,280	2,783,625,524	56
Overhead Cost	9,919,915,711	17,377,949,279	8,688,974,640	7,458,033,568	57
Subvention,Grants & Contribution	6,981,751,788	10,346,361,636	5,173,180,818	3,364,609,849	67
Non-Capital Cost	2,178,484,650	15,748,830,750	7,874,415,375	13,570,346,100	14
Purchase/Contruction of Assets	12,387,850,274	24,545,165,144	12,272,582,572	9,978,830,220	50
Public Debt/Financial Charges	309,208,889	305,000,000	152,500,000	(4,208,889)	101
Financial Charges	471,883,258	-	-	(471,883,258)	
Loan Interest charges	4,035,064,014	-	-		
Foreign Loans Repayments	666,004,213	5,305,000,000	2,652,500,000	(3,471,963,492)	13
Domestic Loans Repayment	4,075,895,265	-	-		
<b>TOTAL PAYMENTS</b>	<b>51,742,993,019</b>	<b>100,753,993,242</b>	<b>50,376,996,621</b>	<b>49,011,000,223</b>	<b>51</b>
<b>NET RECEIPTS</b>	<b>11,586,816,635</b>				

**NOTE: The Statement of Comparison of Budget and Actual Amount above is prepared on Cash Basis in relation to Budget.**

  
**OLARIKE. T. OLAYINKA (MRS) FCA, ACTI.**  
**ACCOUNTANT-GENERAL/PERMANENT SECRTRY**  
**EKITI STATE**

**NOTE 1: STATUTORY ALLOCATION (FAAC)**

NOTE	DETAILS	SUPL. NOTE	₦	₦	REMARKS
1	<b>GOVERNMENT SHARE OF FAAC (Statutory Revenue)</b>				
	Net Share of Statutory Allocation from FAAC	1A	6,047,842,348		
	Add: Deduction at source for Loan Repayment	1B	8,135,578,737	<b>14,183,421,085</b>	
	Share of Statutory Allocation - Other Agencies	1C		1,884,512,758	
	Share of Statutory Allocation - Excess Crude Oil	1D		-	
	<b>Total (GROSS) FAAC Allocation</b>			<b>16,067,933,843</b>	

**NOTE 2: VALUE ADDED TAX (VAT)**

2	<b>VALUE ADDED TAX</b>	<b>REF. NOTE</b>			
	Share of Value Added Tax (VAT)	2A	10,914,943,196		
				<b>10,914,943,196</b>	

**NOTE 3 : INTERNALY GENERATED REVENUE (IGR)**

ECONOMIC CODE	DETAILS	ACTUAL 2022	APPROVED BUDGET 2022	VARIANCE	SUPL. NOTE
		₦	₦	₦	
12	<b>NOTE 3</b>				
1201	<b>TAX REVENUE</b>				
1201	<b>Personal Taxes:</b>				
12010101	Pay AsYou Earn	2,771,094,667	5,985,939,422	(3,214,844,754)	
12010106	Development Levy	55,534,681	250,600,000	(195,065,319)	
12010110	Withholding Tax	215,539,320	500,000,000	(284,460,680)	
12010112	Direct Assessment	152,295,809	450,000,000	(297,704,191)	
12010113	Capital Gains Tax	-	5,000,000	(5,000,000)	
12010114	Tax Audit	54,442,755	100,000,000	(45,557,245)	
12020146	Pool Bettings	-	1,000,000	(1,000,000)	
12020487	Stamp Duties	9,010,457	100,000,000	(90,989,543)	
12020109	Other Services Taxes	-	-	-	
	<b>TOTAL TAX REVENUE</b>	<b>3,257,917,690</b>	<b>7,392,539,422</b>	<b>(4,134,621,732)</b>	<b>NOTE 3</b>
			-	-	
	<b>SUPL.. NOTE 3</b>		-	-	
1202	<b>Non Tax Revenue</b>		-	-	
120201	Licenses General	170,393,834	189,800,000	(19,406,167)	
120204	Fees - General	1,632,165,826	3,095,534,494	(1,463,368,668)	
120205	Fines - General	335,703,392	1,082,904,242	(747,200,850)	
120206	Sales - General	220,779,447	715,723,271	(494,943,824)	
120207	Earnings - General	350,958,288	1,725,366,287	(1,374,407,999)	
120208	Rent On Government Buildings	2,305,850	4,490,000	(2,184,150)	
120209	Rent On Lands & Other General	19,728,335	32,500,000	(12,771,665)	
120211	Investment Income	100,500	20,000	80,500	
120212	Interest Earned	-	-	-	
	<b>TOTAL NON-TAX REVENUE</b>	<b>2,732,135,473</b>	<b>6,846,338,294</b>	<b>(4,114,202,822)</b>	<b>NOTE 3</b>
	<b>TOTAL</b>	<b>5,990,053,163</b>	<b>14,238,877,716</b>	<b>(8,248,824,553)</b>	

**NOTE 5: AIDS AND GRANTS**

S/NO	MDAs/DONORS	JAN - JUN 2022	APPROVED BUDGET 2022	MID-YEAR BUDGET 2022	VARIANCE	JAN - JUN 2021	SUPL. NOTE
		₦	₦		₦	₦	
1	MINISTRY OF HEALTH (UNICEF)	225,000	-	-		12,588,000	
2	MINISTRY OF HEALTH (MALARIA)			-		-	
3	MINISTRY OF HEALTH (COVID-19)	490,000		-		20,779,205	
4	MINISTRY OF HEALTH (BASIC HEALTH PROVISION)			-		5,722,034	
5	MINISTRY OF HEALTH (SAFE 1M SOULS)	-	19,525,015,886	9,762,507,943		1,044,589,523	
6	PRIMARY HEALTH CARE DEVELOPMENT AGENCY (UNICEF)	64,707,250	-	-		9,201,900	
7	MDGs-CGS TO STATE TRACK (FEDERAL GOVERNMENT)			-		-	
8	SFTAS			-		994,700,000	
9	COVID & OTHER DONATIONS			-		-	NOTE 5
10	UBEC/SUBEB	3,489,049,748		-		-	
	<b>TOTAL</b>	<b>3,554,471,998</b>	<b>19,525,015,886</b>	<b>9,762,507,943</b>	<b>(15,970,543,888)</b>	<b>2,087,580,662</b>	

**NOTE 6: OTHER REVENUE**

S/NO	DETAILS		APPROVED BUDGET 2022	MID-YEAR BUDGET 2022	VARIANCE	JAN - JUN 2021	SUPL. NOTE
		₦	₦		₦	₦	
	<b>OTHER REVENUE:</b>						
1	EKSG SALARY REFUND	9,053,822	-	-		16,237,405	NOTE 6B
2	RENT INCOME	-		-		40,000,000	NOTE 6A
3	LAPTOP REPAYMENT	214,430		-		535,411	NOTE 6A
4	TSA SWEEPING	206,458,256		-		40,172,456	NOTE 6C
5	OJA-OBA PROCEEDS	29,000,000	500,000,000	250,000,000		383,433,250	
6	Receipt from JAAC	300,000,000					
7	BAIL OUT REFUND BY JACC	39,320,608		-		31,456,486	NOTE 6B
8	MDAs' REFUND	2,926,042		-		229,012	
9	WEMA SHARE REFUND	61,591		-		70,807	NOTE 6B
10	PFMU (OTHER INCOME & GCC)	33,045,566		-		1,459,909,576	
11	TAX REFUND BY CONTRACTORS	140,085,066		-			
12	ECA DEDUCTION REFUND	539,835,574		-			
13	DIVIDENDS RECEIVED	-		-		-	
14	EDUCATION TRUST FUND	265,774,428					
	<b>TOTAL</b>	<b>1,565,775,383</b>	<b>500,000,000</b>	<b>250,000,000</b>	<b>1,065,775,383</b>	<b>1,972,044,403</b>	

## NOTE 7: EMPLOYEES BENEFITS

SOURCE: SUPPLEMENTARY NOTE 7A & 7B

S/NO	MONTH	TOTAL NUMBER CIVIL SERVANT	AMOUNT(₦)	TOTAL NUMBER SECONDARY SCHOOLS TEACHERS	AMOUNT(₦)	TOTAL NUMBER POLITICAL APPOINTEES	AMOUNT(₦)	TOTAL	AMOUNT(₦)
1	JANUARY	10011	775,801,455	8655	712,933,687	551	158,539,590	19217	1,647,274,731
2	FEBRUARY	9965	773,776,015	8651	712,933,687	553	153,357,075	19169	1,640,066,776
3	MARCH	9951	774,726,961	8601	711,283,731	553	150,375,701	19105	1,636,386,393
4	APRIL	9926	767,874,639	8566	710,034,628	549	149,907,115	19041	1,627,816,382
5	MAY	9959	796,855,297	8548	718,884,364	525	143,331,383	19032	1,659,071,044
6	JUNE	9955	797,986,298	8510	762,253,610	538	147,291,014	19003	1,707,530,922
	<b>TOTAL (A)</b>		<b>4,687,020,664</b>		<b>4,328,323,705</b>		<b>902,801,879</b>		<b>9,918,146,247</b>

**OTHERS:**

CORPERS ALLOWANCE	34,251,324
REPATRIATION	5,941,657
LOCUM/INTERN	7,052,360
NEIGHBORHOOD INSPECTOR	8,880,000
<b>TOTAL (B)</b>	<b>56,125,341</b>
<b>A+B</b>	<b>9,974,271,588</b>
<b>TOTAL SALARY DUE JAN - JUNE ,2022</b>	<b>9,974,271,588</b>

**NOTE 8: SOCIAL CONTRIBUTIONS**

<b>S/NO</b>	<b>ADMIN CODE</b>	<b>MINISTRIES/DEPARTMENTS/AGENCIES</b>	<b>ACTUAL JAN - JUNE, 2022</b>	<b>APPROVED BUDGET 2022</b>	<b>MID-YEAR BUDGET 2022</b>	<b>VARIANCE</b>	<b>JAN - JUNE 2021</b>
1	22020650	5% CONTRIBUTION TO REDEEMABLE RETIREMENT FUND ACCOUNT	-	5,000,000.00	2,500,000.00	5,000,000.00	
2	22020649	ACTUARIAL VALUATION		10,000,000	5,000,000.00	10,000,000.00	
3	22020663	10% CONTRIBUTION TO RETIREMENT SAVINGS FUND ACCOUNT	78,000,000	79,081,232	39,540,616	1,081,232	78,000,000
		<b>TOTAL</b>	<b>78,000,000</b>	<b>94,081,232</b>	<b>47,040,616</b>	<b>16,081,232.31</b>	<b>78,000,000</b>



## NOTE 9: SOCIAL BENEFITS

CODE	DETAILS	ACTUAL JAN - JUNE, 2022	APPROVED BUDGET 2022	MID-YEAR BUDGET 2022	VARIANCE	ACTUAL MID-YEAR 2021
		<b>₦</b>	<b>₦</b>		<b>₦</b>	<b>₦</b>
210301	PENSION	3,219,274,682	5,060,186,560	2,530,093,279.82	1,840,911,878	3,085,663,264
210301	GRATUITY	1,441,072,363	1,000,000,000	500,000,000.00	(441,072,363)	798,121,419
210301	PENSION/MAINTENANCE FOR PAST POLITICAL OFFICE HOLDERS (GOVS. & DEP. GOVS.)	78,211,618	225,800,000	112,900,000.00	147,588,382	-
	<b>TOTAL</b>	<b>4,738,558,663</b>	<b>6,285,986,560</b>	<b>3,142,993,280</b>	<b>1,547,427,897</b>	<b>3,883,784,683</b>

**NOTE 10: OVERHEAD COST (BY SECTORS)**

S/NO	ECONOMIC CODE	EXPENDITURE DETAILS	ACTUAL JAN - JUNE, 2022	APPROVED BUDGET 2022	MID-YEAR BUDGET 2022	VARIANCE
			₦	₦	₦	₦
1	220201	TRAVEL & TRANSPORT- GENERAL	797,339,768	1,879,624,875	939,812,438	1,082,285,108
2	220202	UTILITIES-GENERAL	227,384,547	307,551,000	153,775,500	80,166,454
3	220203	MATERIALS & SUPPLIES-GENERAL	459,007,571	632,781,155	316,390,577	173,773,584
4	220204	MAINTENANCE SERVICES-GENERAL	491,407,932	1,035,628,424	517,814,212	544,220,493
5	220205	TRAINING GENERAL	170,780,162	521,647,633	260,823,816	350,867,470
6	220206	OTHER SERVICES- GENERAL	5,505,269,162	8,197,505,983	4,098,752,991	2,692,236,821
7	220207	CONSULTING & PROFESSIONAL SERVICES- GENERAL	527,892,075	538,728,933	269,364,467	10,836,859
8	220208	FUEL & LUBRICANTS- GENERAL	398,006,800	357,280,000	178,640,000	(40,726,800)
9	220209	FINANCIAL CHARGES- GENERAL	33,956,000	-	-	(33,956,000)
10	220210	MISCELLANEOUS EXPENSES GENERAL	1,308,871,696	3,907,201,276	1,953,600,638	2,598,329,580
		<b>TOTAL</b>	<b>9,919,915,711</b>	<b>17,377,949,279</b>	<b>8,688,974,640</b>	<b>7,458,033,568</b>

**NOTE 11: SUBVENTION/GRANTS TO TERTIARY INSTITUTIONS AND PARASTATALS**

<b>S/NO</b>	<b>ECONOMIC CODE</b>	<b>EXPENDITURE DETAILS</b>	<b>ACTUAL JAN - JUNE, 2022</b>	<b>APPROVED BUDGET 2022</b>	<b>MID-YEAR BUDGET 2022</b>	<b>VARIANCE</b>	<b>SUPL. NOTE</b>
			<b>₦</b>	<b>₦</b>	<b>₦</b>	<b>₦</b>	
1	220401	GRANTS TO PARASTATALS	6,981,751,788	10,346,361,636	5,173,180,818	3,364,609,849	11
		<b>TOTAL</b>	<b>6,981,751,788</b>	<b>10,346,361,636</b>	<b>5,173,180,818</b>	<b>3,364,609,849</b>	

**NOTE 12: DEPRECIATION**

	REFERENCE NOTE	12A	
S/NO	DETAILS	MID-YEAR 2022	MID-YEAR 2021
		₦	₦
1	BUILDING	2,279,779,409	1,963,033,306
2	INFRASTRUCTURE	4,865,902,627	3,407,131,980
3	PLANT AND MACHINERY	137,073,785	115,423,613
4	TRANSPORTATION EQUIPMENT	698,981,250	603,491,385
5	OFFICE EQUIPMENT	721,823,086	413,700,158
6	FURNITURES AND FITTINGS	261,630,331	227,495,512
7	Investment Property	359,646,250	359,646,250
	<b>TOTAL</b>	<b>9,324,836,738</b>	<b>7,089,922,203</b>

**NOTE 13: NON-CAPITAL COST**

SUPPL. NO					
		ACTUAL JAN - JUNE, 2022	APPROVED BUDGET 2022	MID-YEAR BUDGET 2022	VARIANCE
		₦	₦		₦
13A	Non-Capital Cost	1,609,165,280	15,748,830,750	7,874,415,375	13,570,346,100
13B	Projects Finaced by grants	569,319,370	-	-	
	TOTAL	2,178,484,650	15,748,830,750	7,874,415,375	13,570,346,100

**NOTE 14: PUBLIC DEBT/FINANCE CHARGES**

		<b>ACTUAL JAN - JUNE</b>	<b>APPROVED BUDGET 2022</b>	<b>MID-YEAR BUDGET 2022</b>		
<b>CODE</b>	<b>DETAILS</b>	<b>2022</b>	<b>2022</b>	<b>2022</b>	<b>VARIANCE</b>	<b>MID-YEAR 2021</b>
		<b>₦</b>	<b>₦</b>		<b>₦</b>	<b>₦</b>
22020647	SETTLEMENTS OF DEBTS	309,208,889	305,000,000	152,500,000.00	(4,208,889)	167,000,000
22020901	FINANCIAL CHARGES	471,883,258		-	(471,883,258)	486,668,852
	<b>TOTAL (A)</b>	<b>781,094,169</b>	<b>305,000,000</b>	<b>152,500,000</b>	<b>(476,094,169)</b>	<b>653,668,852</b>
		<b>ACTUAL JAN - JUNE</b>	<b>APPROVED BUDGET 2022</b>	<b>MID-YEAR BUDGET 2022</b>		
<b>CODE</b>	<b>DETAILS</b>	<b>2022</b>	<b>2022</b>	<b>2022</b>	<b>VARIANCE</b>	<b>MID-YEAR 2021</b>
		<b>₦</b>	<b>₦</b>		<b>₦</b>	<b>₦</b>
220602	DOMESTIC LOAN INTEREST CHARGES	3,851,059,608		-		<b>1,734,570,273</b>
220601	FOREIGN LOAN INTEREST CHARGE	184,004,406		-		137,200,439
	OTHER DEDUCTION AT SOURCE			-		2,294,732,718
	<b>TOTAL (B)</b>	<b>4,035,064,014</b>		-		<b>4,166,503,431</b>
			<b>5,305,000,000</b>	2,652,500,000.00		
	<b>TOTAL C = (A + B)</b>	<b>4,816,158,183</b>		-		
22060101	Foreign Loan Repayment	666,004,213		-		516,134,984
22060201	Domestic Loan Repayment	4,075,895,265		-		1,108,592,298
	<b>TOTAL (B)</b>	<b>4,741,899,478</b>	-	-	-	<b>1,624,727,282</b>
	<b>GRAND TOTAL (A+B)</b>	<b>8,776,963,492</b>	<b>9,231,137,775</b>	<b>2,652,500,000</b>	<b>454,174,283</b>	<b>5,791,230,713</b>

**NOTE 15: RECONCILED ACCOUNTANT-GENERAL'S CASH BOOK BALANCE AS AT 30/06/2022**

S/NO	BANKS	ACCOUNT DETAILS	CLOSING BALANCES ₦
1	Access	CAPITAL 1	123,692,730
2	Access	VAT	-
3	Access	TSA FAAC	-
4	Access	E- PAYROLL MDAS	18,083,706
5	Access	E- PAYROLL PENSION	5,906,300
6	Access	TSA SWEEPING	898,331,853
7	Access	CSS	22,207,697
8	Access	IGR	-
9	Access	FAAC	887,105,297
10	Access	COVID-19	-
11	Access	HEALTH INTERVENTION	367,682,923
12	DIAMMOND	IGR	-
13	ECO	IGR	-
14	ECO	CAPITAL	419,863
15	ECO	COVID-19	-
16	FCMB	SPECIAL PROJECT	-
17	FCMB	IGR	-
18	FIDELITY	IGR	-
19	FIRST	LOGICAL FUND	76,486,923
20	FIRST	IGR	-
21	GTB	IGR	-
22	HERITAGE	IGR	95,807,768
23	KEYSTONE	IGR	83,797
24	POLARIS	CSS	-
25	POLARIS	CRF	111,518,884
26	POLARIS	LAPTOP REPAYMENT	-
27	POLARIS	IGR	-
28	PROVIDUS	RESERVE	269,732
29	STANBIC	CAPITAL	19,262
30	STANBIC	IGR	-
31	STERLING	RESERVE FUND	54,405,173
32	STERLING	CSS	8,737,398
33	STERLING	CACS REPAYMENT	139,371,364
34	STERLING	CACS 2	1,475,087
35	STERLING	COVID-19	-
36	STERLING	VAT	2,022,902,076
37	STERLING	CAPITAL	363,691,761

S/NO	BANKS	ACCOUNT DETAILS	CLOSING BALANCES ₦
38	STERLING	OJA OBA	13,202,770
39	STERLING	TSA RESERVE	18,098,141
40	STERLING	SEVERANCE	5,885,716
41	STERLING	IGR EXPENDITURE	-
42	UBA	CAPITAL	5,679,204
43	UBA	FURNITURE ALLOWANCE	5,342,121
44	UBA	IGR EXPENDITURE	(176)
45	UBA	COVID - 19 PANDEMIC	350
46	UNION	CAPITAL	64,902
47	UNION	LAPTOP REPAYMENT	244,874
48	UNION	RENT	-
49	UNION	IGR EXPENDITURE	-
50	UNITY	CAPITAL	-
51	UNITY	UNSERVICEABLE VEHICLES	-
52	UNITY	COVID 19	-
53	UNITY	RESERVE	-
54	UNITY	IGR EXPENDITURE	1,261,214
55	WEMA	CAPITAL	-
56	WEMA	NG CARES	106,110
57	WEMA	EKSG REMITTANCE	1
58	WEMA	DIVIDEND	-
59	WEMA	INTEREST	403,967
60	WEMA	COVID -19	-
61	WEMA	RENT OF GOVT. QUARTERS	-
62	WEMA	PROCEED FROM SHARES	412,316
63	WEMA	SEPIP	-
64	WEMA	OJA-OBA MODERN MARKET	1,904
65	WEMA	CONSOL. DEBT SERVICE	-
66	WEMA	UNICEF GCC	1,883
67	WEMA	IGR	-
68	WEMA	SFTAS	-
69	ZENITH	CRF	5,361,180
70	ZENITH	IGR EXPENDITURE	1,616,439
		<b>TOTAL</b>	<b>5,255,882,511</b>

#### DOLLAR ACCOUNT

S/NO			AMOUNT (\$)
1	WEMA	COVID-19 DOLLAR	100
	<b>TOTAL (B) NAIRA VALUE 100 *N412.99</b>		<b>41,299</b>



S/NO	BANKS	ACCOUNT DETAILS	CLOSING BALANCES ₦
<b>EKSG IGR COLLECTION ACCOUNT BALANCES AS AT 30TH JUNE, 2022</b>			
1	PAYDIRECT	PAYDIRECT	-
2	REMITTA	REMITTA	-
3	E-TRANSACT	E-TRANSACT	-
4	ACCESS	DRV LICENCE	4,798,875
5	ACCESS	LEGAL FEE	884,082
6	ACCESS	TRAFFIC OFFENCE	54,930
7	ACCESS	EKSG CONS REV ACCOUNT	2,753,387
8	ECO	EKSG IGR COLLECTION ACCOUNT	349,924
9	FCMB	EKSG PAYDIRECT ACCT WHT/ STAMP DUTY	8,440,838
10	FIDELITY	EKSG REVENUE ACCOUNT	17,375,558
11	FIDELITY	EKSG TAXI & BUS FEES	511,446
12	FIRST	EKSG REVENUE ACCOUNT	7,855,375
13	FIRST	EKSG INSURANCE COMM.	39
14	FIRST	EKSG IGR CONSUL ACCT	779,156
15	FIRST	EKSG COMM ACCT	-
16	FIRST	EKSG OKADA FEES	78
17	FIRST	EKSG CONSOLIDATED IGR ACCOUNT	45,994,416
18	HERITAGE	COMM DEVELOPMENT	13,427,745
19	HERITAGE	EKSG CONSOLIDATED IGR ACCOUNT	56,181,842
20	KEystone	EKS IGR COLLECTION ACCOUNT	57,117
21	POLARIS	EKSG IGR REMITTANCE	562,629
22	POLARIS	AUTOREG	-
23	POLARIS	EKSG VEHICLE REG	45,670
24	POLARIS	EKSG ONLINE AUTO VEHICLE REG.	-
25	POLARIS	EKSG IGR PAYDIRECT	25,611,533
26	POLARIS	EKITI IGR LEAD REMITTANCE	-
27	POLARIS	EKSG IGR ACCOUNT	-
28	PROVIDUS	EKSG IGR CONSOLIDATED	110,428,109
29	STANBIC IBTC	EKSGIGR CENTRAL REMIT ACCOUNT	4,742,042
30	STERLING	EKSG IGR E-PAY ACCOUNT	1
31	STERLING	EKSG IGR REMITTANCE	-
32	UBA	EKSG GOVT. CONS. IGR	10,128,887
33	UNION	EKSG TIPPER	958
34	UNION	EKSG CON. ACCOUNT	1,274,643
35	WEMA	REVENUE E-PAY ACCOUNT	3,123,226
36	WEMA	EKSG TRYCIRCLE/AKOTO	90,176
37	ZENITH	EKSG IGR ACCOUNT	-
38	ZENITH	EKSG IGR DISTRI ACCT	NOT VALID
	<b>TOTAL</b>	<b>TOTAL</b>	<b>315,472,685</b>

S/NO	BANKS	ACCOUNT DETAILS	CLOSING BALANCES ₦
------	-------	-----------------	-----------------------

**RECONCILED CASH BOOK BALANCES OF MDAs AS AT 30/06/2022**

1	EDUCATION TRUST FUND		11,993,045
2	SUSTAINABLE DEVELOPMENT GOALS OFFICE		303,749
3	PROJECT FUND MANAGEMENT UNIT		2,327,409,952
4	MINISTRY OF HEALTH (WORLD BANK ASSISTED PROJECT) SAFE 1M LIVES		368,571,360
5	UNICEF (MINISTRY OF HEALTH (WORLD BANK ASSISTED)		605,204
6	MALARIA FUND (MINISTRY OF HEALTH)		18,204,717
7	MINISTRY OF HEALTH (COVID-19)		-
8	BASIC HEALTH CARE PROVISION (MINISTRY OF HEALTH)		
9	PRIMARY HEALTH CARE DEVELOPMENT AGENCY		37,003,548
10	UBEC/SUBEB		3,251,328,565
	<b>TOTAL [D]</b>		<b>6,015,420,141</b>
	<b>TOTAL CASH BOOK BALANCES (A+B+C+D)</b>		<b>11,586,816,635</b>


**NOTE 16: RECEIVABLES**

S/NO	BANK	AS AT 30/06/2022	AS AT 31/12/2021	SUPPL. NOTE
		₦	₦	16
1	WEMA SHARES	46,950,622	47,164,307	
2	ADVANCES	3,225,447,563	4,496,421,476	
3	NUWSRP- 3 Receivables <i>(41,112,500.01*4 months)</i>	164,450,000	164,450,000	
4	Loan to other tiers of Government	1,273,986,202	1,313,306,810	
	<b>TOTAL RECEIVABLE</b>	<b>4,710,834,388</b>	<b>6,021,342,593</b>	

**NOTE 17: FINANCIAL ASSETS**

S/NO	DETAILS	AS AT 30/06/2022	AS AT 31/12/2021
		₦	₦
1	IKUN EKITI DIARY FARM & PRODUCTIONS	988,244,342	988,244,342
2	IRE CLAY PRODUCTS LTD	267,000,000	267,000,000
	<b>TOTAL</b>	<b>1,255,244,342</b>	<b>1,255,244,342</b>

**NOTE 17B: INVESTMENT PROPERTY @ COST**

S/NO	DETAILS	AMOUNT	ACC. DEPRECIATION	NBV
		₦		
1	EKITI HOUSE, WUSE ABUJA	8,870,000,000		
2	FOUNTAIN COURT, OJU OLOBUN, LAGOS	2,621,000,000		
3	ARCHBISHOP ADETILOYE ABIODUN HALL	168,000,000		
4	FOUNTAIN HOTEL, ADO-EKITI	151,650,000		
5	IKOGOSI WARM SPRING RESORT	503,200,000		
6	EKITI STATE PAVILLION	2,072,000,000		
	<b>TOTAL</b>	<b>14,385,850,000</b>	<b>2,517,523,750</b>	<b>11,868,326,250</b>

# FINANCIAL STATEMENTS FOR THE YEAR ENDED 31ST DECEMBER, 2021

## NOTE 18: BOND SINKING FUND ACCOUNT

	DETAILS	AMOUNT	AMOUNT	TOTAL
		₦	₦	₦
	<b>INFLOWS:</b>			
	ISPO		4,914,909,343	
	Receipt from State Government		22,164,056	
	<b>TOTAL INFLOW</b>			<b>4,937,073,399</b>
	<b>OUTFLOWS:</b>			
	Payment to Bond Holders		3,020,458,810	
	Refund to State Government		439,470,613	
	Consultants Fee		-	
	Registrars Fees		-	
	Management Fees		9,489,970	
	Trusteeship Fees		16,125,000	
	Reimbursable Fees		-	
	Bank Charges and Courier		3,913	
	Secretariat fee		11,907,050	
	<b>TOTAL OUTFLOW</b>	-		<b>3,497,455,356</b>
	<b>BALANCE</b>	-	-	<b>1,439,618,043</b>

### ADJUSTMENT NOTE

	Balance as at 01/01/2022	<b>1,439,618,043</b>		
	Recovery	-		
	Net inflow	-		
	<b>Balance as at 30/06/2022</b>	<b>1,439,618,043</b>		

### NOTE 19: PROPERTY, PLANT & EQUIPMENT

				SUPPL. NOTE
S/NO	DETAILS	MID-YEAR2022	As at 31/12/2021	
		₦	₦	
1	LAND	3,074,214,162	2,983,652,573	NOTE 19
2	BUILDING	60,663,257,917	61,168,715,096	NOTE 19
3	INFRASTRUCTURE	155,093,355,465	148,346,096,227	NOTE 19
4	PLANT AND MACHINERY	1,511,323,462	1,648,397,247	NOTE 19
5	TRANSPORTATION EQUIPMENT	1,308,724,419	1,796,255,669	NOTE 19
6	OFFICE EQUIPMENT	1,694,022,830	2,243,433,075	NOTE 19
7	FURNITURES AND FITTINGS	379,493,546	611,123,877	NOTE 19
	<b>TOTAL</b>	<b>223,724,391,799.98</b>	<b>218,797,673,764</b>	

### NOTE 20: INVESTMENT PROPERTY

		20A		
S/NO	DETAILS	MID-YEAR 2022	MID-YEAR 2021	NOTE
		₦	₦	
1	BUILDING	11,868,326,250	12,587,618,750	18

**NOTE 21: SCHEDULE OF FIXED ASSETS (WORK IN PROGRESS)**

S/NO	MDAs	DETAILS	AMOUNT	TOTAL
			₦	₦
	<b>BAL BF</b>		<b>23,890,627,436</b>	
	Construction of Air Field Pavement Project in Ekiti Cargo Air Port		1,003,686,853	
		<b>GRAND TOTAL</b>		<b>24,894,314,289</b>

**NOTE 22: PAYABLES**

S/NO	DETAILS	30-06-22	31-12-21
		<b>₦</b>	<b>₦</b>
1	Salaries and other staff claims	<b>4,021,971,739</b>	4,021,971,739
2	Pension & Gratuity	13,879,329,574	14,798,162,674
3	Judgement Debt	<b>471,263,650</b>	511,763,650
4	Contractors Arrears	<b>1,377,300,579</b>	1,415,833,079
	<b>TOTAL</b>	<b>19,749,865,542</b>	<b>20,747,731,142</b>

**NOTE 23: CURRENT PORTION OF BORROWINGS**

S/NO	DETAILS	30-06-22	31-12-21
		<b>₦</b>	<b>₦</b>
1	DOMECTIC LOAN	<b>4,075,895,265</b>	6,843,164,320
2	FOREGN LOAN	850,008,619	1,700,017,239
	<b>TOTAL</b>	<b>4,925,903,884</b>	<b>8,543,181,558</b>

**NOTE 24: LONG TERM BORROWINGS**

S/NO	DETAILS	30-06-22	31-12-21
		<b>₦</b>	<b>₦</b>
1	DOMECTIC LOAN	<b>95,718,081,417</b>	78,801,371,523
2	FOREGN LOAN	53,027,274,285	48,108,129,669
	<b>TOTAL</b>	<b>148,745,355,702</b>	<b>126,909,501,193</b>

**NOTE 25: EMPLOYEES BENEFITS (ACTUAL CASH PAYMENT)**

S/N	ADMINISTRATIVE Code	MINISTRY DEPARTMENT AND AGENCY	2022 APPROVED BUDGET	MID-YEAR BUDGET	PERSONNEL COST	VARIANCE
			N	N	N	N
	<b>010000000000</b>	<b>Administration Sector</b>				
1	011100100100	Government House And Protocol	151,930,212	75,965,106	61,930,272	14,034,834
2	011100100200	Deputy Governor's Office	43,626,626	21,813,313	17,027,293	4,786,020
3	011100300100	Ekiti State Boundary Commission	9,300,974	4,650,487	4,394,365	256,122
4	011100400100	Ekiti State Sustainable Development Goal	16,196,056	8,098,028	8,509,564	(411,536)
5	011100500100	Ekiti State Micro Finance And Enterprise Development Agency	30,307,577	15,153,788	10,916,414	4,237,374
6	011100600100	Ekiti State Emergency Management Agency	13,470,763	6,735,382	5,012,865	1,722,516
7	011100700100	Ekiti State Bureau Of Public Procurement	37,467,763	18,733,881	16,196,162	2,537,720
8	011101000100	Office Of Transformation And Strategy	15,270,383	7,635,191	6,340,450	1,294,741
9	011102100100	Ekiti State Liaison Office Abuja	13,527,242	6,763,621	9,178,069	(2,414,448)
10	011102100500	Ekiti State Liaison Office Lagos	14,631,076	7,315,538	6,096,088	1,219,450
11	011103300100	Ekiti State Aid Control Agency	15,000,000	7,500,000	4,600,710	2,899,290
12	011103700100	Muslim Pilgrim Board	7,592,539	3,796,269	2,845,362	950,907
13	011103800100	Christian Pilgrim Board	12,871,190	6,435,595	4,858,867	1,576,728
14	011111200100	General Administration Department	114,403,247	57,201,623	40,144,043	17,057,580
15	011111300100	Ekiti State Pension Commission	23,869,937	11,934,969	8,830,268	3,104,700
16	011111300200	Pension Transition Arrangement Department	30,056,724	15,028,362	12,048,803	2,979,559
17	011113200100	Inter-Governmental And Integration Affairs	1,752,792	876,396	-	876,396
18	011200100100	Ekiti State House Of Assembly	727,089,545	363,544,772	216,349,461	147,195,311
19	012300100100	Ministry Of Information And Value Orientation	96,177,948	48,088,974	38,691,250	9,397,724
20	012300300100	Broadcasting Service Of Ekiti State	182,594,819	91,297,410	74,493,397	16,804,013



S/N	ADMINISTRATIVE Code	MINISTRY DEPARTMENT AND AGENCY	2022 APPROVED BUDGET	MID-YEAR BUDGET	PERSONNEL COST	VARIANCE
			N	N	N	N
21	012500600100	Office Of Establishment And Service Matters	65,217,746	32,608,873	25,168,236	7,440,637
22	012500700100	Office Of Capacity Development And Reform	16,295,464	8,147,732	8,092,129	55,603
23	014000100100	Ekiti State Auditor General Office	79,979,968	39,989,984	32,667,057	7,322,927
24	014000200100	Local Government Auditor General Office	35,593,963	17,796,981	13,308,219	4,488,762
25	014700100100	Ekiti State Civil Service Commission	54,660,746	27,330,373	16,336,622	10,993,751
26	014800100100	Ekiti State Independence Electoral Commission	82,351,083	41,175,541	33,560,023	7,615,518
27	016101300200	Political And Economic Affairs	1,308,616,652	654,308,326	770,413,331	(116,105,005)
28	016101700100	Cabinet And Special Services	32,684,769	16,342,384	13,310,107	3,032,278
		<b>TOTAL ADMINISTRATION SECTOR</b>	<b>3,232,537,803</b>	<b>1,616,268,901</b>	<b>1,461,319,428</b>	<b>154,949,473</b>
				-		
	020000000000	<b>ECONOMIC SECTOR</b>		-		-
29	021500100100	Ministry Of Agriculture And Food Security	462,322,874	231,161,437	166,687,143	64,474,294
30	021510200100	Agricultural Development Programme	145,626,259	72,813,129	72,692,805	120,324
31	021510900100	Ekiti State Forestry Commission	54,263,364	27,131,682	40,235,070	(13,103,388)
32	021511000100	Fountain Marketing Agricultural Agency	18,967,318	9,483,659	11,830,374	(2,346,715)
33	021511700100	Directorate Of Farm Settlement And Peasant Farmer Devt.	22,760,012	11,380,006	8,184,730	3,195,276
34	022000100100	Ministry Of Finance	67,897,717	33,948,859	24,408,428	9,540,430
35	022000700100	Office Of The Accountant General	2,303,121,081	1,151,560,540	61,042,188	1,090,518,353
36	022000701100	Central Internal Audit	15,651,500	7,825,750	6,089,671	1,736,078
37	022000800100	Ekiti State Board Of Internal Revenue Service	182,924,744	91,462,372	72,071,865	19,390,508
38	022000800200	Signage And Advertisement Agency	9,917,325	4,958,662	3,917,483	1,041,180
39	022200100100	Ministry Of Investment, Trade And Innovations	177,251,170	88,625,585	73,956,407	14,669,178

S/N	ADMINISTRATIVE Code	MINISTRY DEPARTMENT AND AGENCY	2022 APPROVED BUDGET	MID-YEAR BUDGET	PERSONNEL COST	VARIANCE
			N	N	N	N
40	022700100100	Bureau Of Employment, Labour And Productivity	14,282,082	7,141,041	5,109,044	2,031,997
41	022700700100	Job Creation And Employment Agency	11,932,963	5,966,482	5,056,992	909,489
42	022800100100	Bureau Of Information, Communication And Technology (ICT)	26,405,506	13,202,753	10,299,663	2,903,090
43	023100100100	Ekiti State Electricity Board	76,176,666	38,088,333	31,973,750	6,114,583
44	023300100100	Ekiti State Mineral Resources Development Agency	9,794,313	4,897,157	6,457,710	(1,560,554)
45	023400100100	Ministry Of Works And Transportation	301,932,378	150,966,189	121,492,205	29,473,984
46	023400100300	Ekiti State Traffic Management Agency	11,815,773	5,907,886	5,126,454	781,432
47	023400100400	Ekiti State Public Works Corporation	22,005,740	11,002,870	9,320,272	1,682,598
48	023600100100	Ministry Of Arts, Culture And Tourism Development	80,609,871	40,304,936	38,542,276	1,762,659
49	023800100100	Ministry Of Budget And Economic Planning	77,147,130	38,573,565	29,186,441	9,387,124
50	023800200100	State Bureau Of Statistics	32,975,224	16,487,612	13,459,656	3,027,956
51	025000100100	Fiscal Responsibility Commission	12,713,605	6,356,803	5,214,823	1,141,980
52	025200100100	Ekiti State Water Cooperation	315,058,723	157,529,362	119,542,848	37,986,514
53	025200100200	State Rural Water Supply And Sanitation Agency	36,535,088	18,267,544	14,553,929	3,713,615
54	025300000000	Ministry Of Housing And Urban Development	70,669,882	35,334,941	21,679,134	13,655,807
55	025301000100	Ekiti State Housing Corporation	86,288,793	43,144,397	33,994,428	9,149,968
56	026000100100	Bureau Of Lands	24,714,127	12,357,063	18,505,235	(6,148,171)
57	026000100200	Office Of Surveyor General	30,053,508	15,026,754	12,320,985	2,705,769
58	026000100400	Urban Renewal Agency	11,058,529	5,529,264	5,637,224	(107,960)
59	026100100100	Ministry Of Infrastructure And Public Utilities	77,777,184	38,888,592	37,630,396	1,258,196
		<b>TOTAL ECONOMIC SECTOR</b>	<b>4,790,650,448</b>	<b>2,395,325,224</b>	<b>1,086,219,628</b>	<b>1,309,105,596</b>

S/N	ADMINISTRATIVE Code	MINISTRY DEPARTMENT AND AGENCY	2022 APPROVED BUDGET	MID-YEAR BUDGET	PERSONNEL COST	VARIANCE
			N	N	N	N
				-		
	<b>030000000000</b>	<b>LAW &amp; JUSTICE SECTOR</b>		-		-
60	031800100100	The Judiciary	-	-		-
61	031801100100	Ekiti State Judicial Service Commission	-	-		-
62	032600000000	Ministry Of Justice	218,685,121	109,342,561	85,213,591	24,128,969
63	032600100100	Ekiti State Citizen's Right	-	-		-
64	032600100200	Office Of Public Defender	7,097,183	3,548,591	2,961,317	587,274
65	032600100300	Ekiti State Law Reform Commission	-	-		-
		<b>TOTAL LAW &amp; JUSTICE SECTOR</b>	<b>225,782,304</b>	<b>112,891,152</b>	<b>88,174,909</b>	<b>24,716,243</b>
				-		
	<b>040000000000</b>	<b>REGIONAL SECTOR</b>		-		-
66	045102100100	Ministry Of Regional and Special Duties	10,055,591	5,027,795	5,503,235	(475,440)
67	045102100200	Serve EKS Steering Committee	-	-		-
68	045102100300	Serve EKS	-	-		-
69	045102100400	Subvention To Dawn Commission	-	-		-
		<b>TOTAL REGIONAL SECTOR</b>	<b>10,055,591</b>	<b>5,027,795</b>	<b>5,503,235</b>	<b>(475,440)</b>
				-		

S/N	ADMINISTRATIVE Code	MINISTRY DEPARTMENT AND AGENCY	2022 APPROVED BUDGET	MID-YEAR BUDGET	PERSONNEL COST	VARIANCE
			N	N	N	N
	<b>050000000000</b>	<b>SOCIAL SECTOR</b>		-		-
70	051300100100	Ministry Of Youth And Sport Development	18,568,446	9,284,223	9,336,719	(52,496)
71	051305200100	Ekiti State Sport Council	64,971,025	32,485,512	26,718,249	5,767,263
72	051305300100	Ekiti State Office Of Disability	26,413,930	13,206,965	8,151,166	5,055,798
73	051400100100	Ministry Of Women Affairs, Gender Empowerment And Social Welfare	89,494,569	44,747,284	34,235,732	10,511,552
74	051700100100	Ministry Of Education, Science And Technology	531,281,156	265,640,578	214,918,775	50,721,802
75	051700100400	Ekiti State Libabry Board	16,449,698	8,224,849	7,617,528	607,321
76	051700100500	Education Trust Funds	15,850,596	7,925,298	7,025,570	899,728
77	051700100600	State Universal Basic Education Board	459,504,543	229,752,271	135,069,269	94,683,002
78	051701000100	Agency For Adult And Non Formal Education	41,097,321	20,548,660	14,044,806	6,503,854
79	051702600100	School Of Agriculture And Enterprise Agency	6,114,873	3,057,436	3,175,918	(118,481)
80	051705300100	Ekiti State Board For Technical And Vocational Education	127,808,159	63,904,080	52,447,991	11,456,088
81	051705400100	Ekiti State Scholarship Board	8,646,471	4,323,235	4,698,929	(375,693)
82	051705500100	Ekiti State Teaching Service Commission	8,224,394,011	4,112,197,006	3,611,123,835	501,073,170
83	052100100100	Ministry Of Health And Human Services	322,442,193	161,221,096	112,236,288	48,984,808
84	052100200100	Ekiti State Health Insurance Scheme	34,408,144	17,204,072	8,493,616	8,710,456
85	052100300100	Primary Healthcare Development	54,504,766	27,252,383	41,515,336	(14,262,953)
86	052110200100	Hospital Management Board	2,194,071,396	1,097,035,698	1,190,398,808	(93,363,110)

S/N	ADMINISTRATIVE Code	MINISTRY DEPARTMENT AND AGENCY	2022 APPROVED BUDGET	MID-YEAR BUDGET	PERSONNEL COST	VARIANCE
			N	N	N	N
87	052110400100	Central Medical Stores ( EKITI DRUGS HEALTH SUPPLIES MANAGEMENT (EKSDMA))	19,190,849	9,595,425	7,639,736	1,955,688
88	053500100100	Ministry Of Environment	90,469,340	45,234,670	28,465,293	16,769,377
89	053501600100	State Environmental Protection Agency	16,604,882	8,302,441	6,915,239	1,387,202
90	053505300100	Ekiti State Waste Management Board	25,483,836	12,741,918	10,134,118	2,607,800
91	055100100100	Ministry Of Local Government Affairs	54,738,481	27,369,241	15,093,483	12,275,757
92	055100200100	Bureau Of Chieftaincy Affairs	20,659,660	10,329,830	9,025,318	1,304,512
93	055100300100	Bureau Of Rural And Community Development	23,424,153	11,712,076	13,389,649	(1,677,573)
		<b>TOTAL SOCIAL SECTOR</b>	<b>12,486,592,495</b>	<b>6,243,296,247</b>	<b>5,571,871,375</b>	<b>671,424,873</b>
		<b>SUMMARY OF PERSONNEL COST ON SECTOR</b>		-		-
	<b>A</b>	<b>ADMINISTRATION SECTOR</b>	<b>3,232,537,803</b>	<b>1,616,268,901</b>	<b>1,461,319,428</b>	<b>154,949,473</b>
	<b>B</b>	<b>ECONOMIC SECTOR</b>	<b>4,790,650,448</b>	<b>2,395,325,224</b>	<b>1,086,219,628</b>	<b>1,309,105,596</b>
	<b>C</b>	<b>LAW AND JUSTICE SECTOR</b>	<b>225,782,304</b>	<b>112,891,152</b>	<b>88,174,909</b>	<b>24,716,243</b>
	<b>D</b>	<b>REGIONAL SECTOR</b>	<b>10,055,591</b>	<b>5,027,795</b>	<b>5,503,235</b>	<b>(475,440)</b>
	<b>E</b>	<b>SOCIAL SECTOR</b>	<b>12,486,592,495</b>	<b>6,243,296,247</b>	<b>5,571,871,375</b>	<b>671,424,873</b>
		<b>TOTAL (A)</b>	<b>20,745,618,641</b>	<b>10,372,809,320</b>	<b>8,213,088,575</b>	<b>2,159,720,745</b>
		<b>CORPERS ALLOWANCE</b>			<b>34,251,324</b>	
		<b>REPATRIATION</b>			<b>5,941,657</b>	
		<b>LOCUM/INTERN</b>			<b>7,052,360</b>	
		<b>NEIGHBORHOOD INSPECTOR</b>			<b>8,880,000</b>	
		<b>TOTAL (B)</b>			<b>56,125,341</b>	
		<b>GRAND TOTAL OF CASH (A+B)</b>	<b>20,745,618,641</b>	<b>10,372,809,320</b>	<b>8,269,213,916</b>	
		<b>UNPAID DEDUCTIONS</b>			(1,080,639,995)	
		<b>TOTAL SALARY PAID</b>			<b>7,188,573,921</b>	

**NOTE 26: ALLOWANCES & SOCIAL CONTRIBUTION (ACTUAL CASH PAYMENT)**

S/NO	ADMIN CODE	MINISTRIES/DEPARTMENTS/AGENCIES	ACTUAL	APPROVED BUDGET 2021	MID-YEAR BUDGET 2021	VARIANCE
			₦	₦	₦	₦
1		5% CONTRIBUTION TO REDEEMABLE RETIREMENT FUND ACCOUNT	-	5,000,000	2,500,000.00	-
2		ACTUARIAL VALUATION	-	10,000,000	5,000,000.00	
2		10% CONTRIBUTION TO RETIREMENT SAVINGS FUND ACCOUNT	26,000,000	79,081,232	39,540,616	53,081,232
		<b>TOTAL</b>	<b>26,000,000</b>	<b>94,081,232</b>	<b>47,040,616</b>	<b>53,081,232</b>

**NOTE 27: SOCIAL BENEFITS (ACTUAL CASH PAYMENT)**

CODE	DETAILS	ACTUAL	APPROVED BUDGET 2022	MID-YEAR BUDGET 2022	VARIANCE	MID-YEAR 2021
		₦	₦		₦	₦
210301	PENSION	3,324,149,417	5,060,186,560	2,530,093,279.82	(794,056,137)	3,033,120,760
210301	GRATUITY	100,000,000	1,000,000,000	500,000,000.00	400,000,000	277,431,080
210301	PENSION/MAINTENANCE FOR PAST POLITICAL OFFICE HOLDERS (GOVS. & DEP. GOVS.)	78,211,618	225,800,000	112,900,000.00	34,688,382	-
	<b>TOTAL</b>	<b>3,502,361,035</b>	<b>6,285,986,560</b>	<b>3,142,993,280</b>	<b>(359,367,755)</b>	<b>3,310,551,840</b>

**NOTE 28: PUBLIC DEBT/FINANCIAL CHARGES (ACTUAL CASH PAYMENT)**

		ACTUAL	APPROVED BUDGET 2022	MID-YEAR BUDGET 2022	VARIANCE	MID-YEAR 2021
CODE	DETAILS					
		₦	₦	₦	₦	₦
22020647	SETTLEMENTS OF DEBTS	309,208,889.20	305,000,000	152,500,000	(156,708,889)	167,000,000
22020901	FINANCIAL CHARGES	471,883,258	-	-	(471,883,258)	486,668,852
220602	DOMESTIC LOAN INTEREST CHARGES	3,851,059,608	5,305,000,000	2,652,500,000	(1,198,559,608)	1,734,570,273
220601	FOREIGN LOAN INTEREST CHARGES	184,004,406		-	(184,004,406)	137,200,439
	OTHER DEDUCTION AT SOURCE				-	2,294,732,718
	<b>TOTAL</b>	<b>4,816,156,161</b>	<b>5,610,000,000</b>	<b>2,805,000,000</b>	<b>(2,011,156,161)</b>	<b>4,820,172,283</b>

**NOTE 29: OVERHEAD COST (BY SECTORS)**

S/NO	C CODE	EXPENDITURE DETAILS	JAN-JUNE 2022	APPROVED BUDGET 2022	MID-YEAR BUDGET 2022	VARIANCE
			₦	₦	₦	₦
1	220201	TRAVEL & TRANSPORT- GENERAL	797,339,768	1,879,624,875	939,812,438	1,082,285,108
2	220202	UTILITIES-GENERAL	227,384,547	307,551,000	153,775,500	80,166,454
3	220203	MATERIALS & SUPPLIES-GENERAL	459,007,571	632,781,155	316,390,577	173,773,584
4	220204	MAINTENANCE SERVICES-GENERAL	491,407,932	1,035,628,424	517,814,212	544,220,493
5	220205	TRAINING GENERAL	170,780,162	521,647,633	260,823,816	350,867,470
6	220206	OTHER SERVICES- GENERAL	5,505,269,162	8,197,505,983	4,098,752,991	2,692,236,821
7	220207	CONSULTING & PROFESSIONAL SERVICES-GENERAL	527,892,075	538,728,933	269,364,467	10,836,859
8	220208	FUEL & LUBRICANTS- GENERAL	398,006,800	357,280,000	178,640,000	(40,726,800)
9	220209	FINANCIAL CHARGES- GENERAL	33,956,000	-	-	(33,956,000)
10	220210	MISCELLANEOUS EXPENSES GENERAL	1,308,871,696	3,907,201,276	1,953,600,638	2,598,329,580
		<b>TOTAL</b>	<b>9,919,915,711</b>	<b>17,377,949,279</b>	<b>8,688,974,640</b>	<b>7,458,033,568</b>



**NOTE 11: SUBVENTION/GRANTS TO TERTIARY INSTITUTIONS AND PARASTATALS**

<b>S/NO</b>	<b>ECONOMIC CODE</b>	<b>EXPENDITURE DETAILS</b>	<b>JAN-JUNE 2022</b>	<b>MID-YEAR BUDGET 2022</b>	<b>FINAL BUDGET 2022</b>	<b>VARIANCE</b>
			<b>₦</b>	<b>₦</b>	<b>₦</b>	<b>₦</b>
1	220401	GRANTS TO PARASTATALS	6,981,751,788	5,173,180,818.06	10,346,361,636	3,364,609,849
		<b>TOTAL</b>	<b>6,981,751,788</b>	<b>5,173,180,818</b>	<b>10,346,361,636</b>	<b>3,364,609,849</b>

## NOTE 31: PURCHASE/CONSTRUCTION OF ASSETS

S/N	Administrative Code	Description	BUDGET 2022	MID-YEAR BUDGET 2022	JAN-JUNE 2022	VARIANCE
			₦	₦	₦	₦
	<b>010000000000</b>	<b>Administration Sector</b>			-	
1	011100100100	Government House And Protocol	185,000,000	92,500,000	38,120,800	54,379,200
2	011100100200	Deputy Governor's Office	27,000,000	13,500,000	-	27,000,000
3	011100201400	Special Adviser Development Matters	-	-	-	-
4	011100201500	Ekiti State Special Adviser On Social Investment Programme	-	-	-	-
5	011100300100	Ekiti State Boundary Commission	20,178,033	10,089,017	-	20,178,033
6	011100400100	Ekiti State Sustainable Development Goal	150,000,000	75,000,000	22,653,591	127,346,409
7	011100500100	Ekiti State Micro Finance And Enterprise Development Agency	244,547,674	122,273,837	47,102,500	197,445,174
8	011100600100	Ekiti State Emergency Management Agency	55,111,061	27,555,530	-	55,111,061
9	011100700100	Ekiti State Bureau Of Public Procurement	445,000,000	222,500,000	-	445,000,000
10	011101000100	Office Of Transformation And Strategy	4,000,000	2,000,000	-	4,000,000
11	011102100100	Ekiti State Liaison Office Abuja	40,000,000	20,000,000	-	40,000,000
12	011102100500	Ekiti State Liaison Office Lagos	15,000,000	7,500,000	-	15,000,000
13	011103300100	Ekiti State Aid Control Agency	8,000,000	4,000,000	-	8,000,000
14	011103700100	Muslim Pilgrim Board	5,000,000	2,500,000	-	5,000,000
15	011103800100	Christian Pilgrim Board	5,000,000	2,500,000	-	5,000,000
16	011110100100	Bureau Of Special Projects	1,590,000,000	795,000,000	85,000,000	1,505,000,000
17	011111200100	General Adminsitration Department	540,000,000	270,000,000	57,636,548	482,363,452
18	011111200300	Utility Service Department	10,000,000	5,000,000	-	10,000,000
19	011111300100	Ekiti State Pension Commission	10,000,000	5,000,000	-	10,000,000
20	011111300200	Pension Transition Arrangement Department	4,500,000	2,250,000	-	4,500,000
21	011200100100	Ekiti State House Of Assembly	265,488,131	132,744,066	-	265,488,131
22	011200200100	House Of Assembly Service Commission	90,000,000	45,000,000	1,000,000	89,000,000
23	012300100100	Ministry Of Information And Value Orientation	76,406,517	38,203,259	-	76,406,517
24	012300300100	Broadcasting Service Of Ekiti State	51,406,517	25,703,259	-	51,406,517
25	012500100100	Head Of Service	12,500,000	6,250,000	-	12,500,000
26	012500600100	Office Of Establishment And Service Matters	65,000,000	32,500,000	-	65,000,000
27	012500700100	Office Of Capacity Development And Reform	10,000,000	5,000,000	-	10,000,000
28	014000100100	Ekiti State Auditor General Office	14,556,027	7,278,013	-	14,556,027
29	014000200100	Local Government Auditor General Office	4,596,640	2,298,320	-	4,596,640
30	014000300100	Ekiti State Audit Service Commission	4,000,000	2,000,000	-	4,000,000
31	014700100100	Ekiti State Civil Service Commission	10,000,000	5,000,000	-	10,000,000
32	014800100100	Ekiti State Independence Electoral Commission	30,000,000	15,000,000	5,000,000	25,000,000
33	016100100100	Secretary To The State Government	10,000,000	5,000,000	-	10,000,000
34	016101300200	Political And Economic Affairs	500,000,000	250,000,000	45,000,000	455,000,000
35	016101300400	Political And Inter-Party	-	-	-	-
36	016101700100	Cabinet And Special Services	320,000,000	160,000,000	-	320,000,000
37	016101700300	Ekiti State Security Trust Fund	10,000,000	5,000,000	-	10,000,000
		<b>SUB TOTAL ADMIN</b>	<b>4,832,290,600</b>	<b>2,416,145,300</b>	<b>301,513,440</b>	<b>4,530,777,160</b>

S/N	Administrative Code	Description	BUDGET 2022	MID-YEAR BUDGET 2022	JAN-JUNE 2022	VARIANCE
			N	N	N	N
				-		-
	020000000000	Economic Sector		-		-
38	021500100100	Ministry Of Agriculture And Food Security	633,468,239	316,734,120	90,561,589	542,906,650
39	021510200100	Agricultural Development Programme	93,216,494	46,608,247	-	93,216,494
40	021510900100	Ekiti State Forestry Commission	134,979,766	67,489,883	8,000,000	126,979,766
41	021511000100	Fountain Marketing Agricultural Agency	3,432,402	1,716,201	-	3,432,402
42	021511600100	Fadama Project	586,291,891	293,145,946	230,000,000	356,291,891
43	021511700100	Directorate Of Farm Settlement And Peasant Farmer Devt.	4,714,433	2,357,217	-	4,714,433
44	021511800100	Ekiti State Rural Access And Agricultural Marketing Project (Raamp)	-	-	-	-
45	022000100100	Ministry Of Finance	448,655,524	224,327,762	192,784,109	255,871,415
46	022000700100	Office Of The Accountant General	96,506,183	48,253,091	-	96,506,183
47	022000701100	Central Internal Audit	4,749,861	2,374,931	-	4,749,861
48	022000800100	Ekiti State Board Of Internal Revenue Service	24,362,193	12,181,096	-	24,362,193
49	022000800200	Signage And Advertisement Agency	11,951,264	5,975,632	-	11,951,264
50	022000800300	Ekiti State Lotteries Commission	6,000,000	3,000,000	-	6,000,000
51	022200100100	Ministry Of Investment, Trade And Innovations	66,793,587	33,396,793	-	66,793,587
52	022200900100	Technical Adviser On Ekiti Knowledge Zone	1,000,000,000	500,000,000	1,200,000	998,800,000
53	022205200100	Ekiti State Investment Promotion Agency	170,000,000	85,000,000	13,300,000	156,700,000
54	022205200200	Ekiti State Community and Social Development Agency	646,646,500	323,323,250	305,000,000	341,646,500
55	022205200300	Ekiti State Social Investment Programme	724,671,270	362,335,635	120,000,000	604,671,270
56	022700100100	Bureau Of Employment, Labour And Productivity	55,000,000	27,500,000	-	55,000,000
57	022700700100	Job Creation And Employment Agency	240,099,000	120,049,500	74,620,500	165,478,500
58	022800100100	Bureau Of Information, Communication And Technology (ICT)	80,000,000	40,000,000	1,133,000	78,867,000
59	023100100100	Ekiti State Electricity Board	146,000,000	73,000,000	71,084,594	74,915,406
60	023100100300	Ekiti State Office Of Energy Matters	11,850,387	5,925,194	-	11,850,387
61	023300100100	Ekiti State Mineral Resources Development Agency	32,717,377	16,358,689	-	32,717,377
62	023400100100	Ministry Of Works And Transportation	11,730,000,000	5,865,000,000	6,253,694,917	5,476,305,083
63	023400100300	Ekiti State Traffic Management Agency	14,500,000	7,250,000	-	14,500,000
64	023400100400	Ekiti State Public Works Corporation	175,000,000	87,500,000	33,386,571	141,613,429
65	023400100500	Department Of Public Transportation	-	-	-	-
66	023600100100	Ministry Of Arts, Culture And Tourism Development	61,406,517	30,703,259	-	61,406,517
67	023800100100	Ministry Of Budget And Planning	8,780,982,984	4,390,491,492	54,000,000	8,726,982,984
68	023800200100	State Bureau Of Statistics	43,000,000	21,500,000	-	43,000,000

S/N	Administrative Code	Description	BUDGET 2022	MID-YEAR BUDGET 2022	JAN-JUNE 2022	VARIANCE
			N	N	N	N
69	025000100100	Fiscal Responsibility Commission	25,000,000	12,500,000	2,000,000	23,000,000
70	025200100100	Ekiti State Water Corporation	66,000,000	33,000,000	-	66,000,000
71	025200100200	State Rural Water Supply And Sanitation Agency	20,000,000	10,000,000	-	20,000,000
72	025300100100	Ministry Of Housing And Urban Development	19,731,787	9,865,894	1,100,000	18,631,787
73	025301000100	Ekiti State Housing Corporation	29,463,574	14,731,787	-	29,463,574
74	026000100100	Bureau Of Lands	503,122,511	251,561,255	-	503,122,511
75	026000100200	Office Of Surveyor General	29,463,574	14,731,787	-	29,463,574
76	026000100400	Urban Renewal Agency	1,200,000,000	600,000,000	-	1,200,000,000
77	026100100100	Ministry Of Infrastructure And Public Utilities	65,000,000	32,500,000	10,367,726	54,632,274
		<b>SUB TOTAL ECONOMIC</b>	<b>27,984,777,319</b>	<b>13,992,388,659</b>	<b>7,462,233,005</b>	<b>20,522,544,314</b>
				-		-
	030000000000	<b>Law &amp; Justice Sector</b>		-	-	-
78	031800100100	The Judiciary	350,000,000	175,000,000	163,450,000	186,550,000
79	031801100100	Ekiti State Judicial Service Commission	150,000,000	75,000,000	-	150,000,000
80	032600100100	Ministry Of Justice	180,000,000	90,000,000	-	180,000,000
81	032600100200	Ekiti State Citizen's Right	27,000,000	13,500,000	-	27,000,000
82	032600100300	Office Of Public Defender	105,000,000	52,500,000	-	105,000,000
		<b>SUB TOTAL LAW &amp; JUSTICE</b>	<b>812,000,000</b>	<b>406,000,000</b>	<b>163,450,000</b>	<b>648,550,000</b>
				-		-
	040000000000	<b>Regional Sector</b>		-	-	-
83	045102100100	Ministry Of Regional and Special Duties	100,000,000	50,000,000	2,640,000	97,360,000
84	045102100200	Serve EKS Steering Committee		-	-	-
85	045102100300	Serve EKS		-	-	-
86	045102100400	Subvention To Dawn Commission		-	-	-
		<b>SUB TOTAL REGIONAL</b>	<b>100,000,000</b>	<b>50,000,000</b>	<b>2,640,000</b>	<b>97,360,000</b>
				-		-
	050000000000	<b>Social Sector</b>		-	-	-
88	051300100100	Ministry Of Youth And Sport Development	36,000,000	18,000,000	-	36,000,000
89	051305200100	Ekiti State Sport Council	34,000,000	17,000,000	-	34,000,000
90	051305300100	Ekiti State Office Of Disability	5,000,000	2,500,000	404,000	4,596,000
91	051400100100	Ministry Of Women Affairs, Gender Empowerment And Social Welfare	555,535,898	277,767,949	18,874,000	536,661,898
92	051700100100	Ministry Of Education, Science And Technology	260,000,000	130,000,000	8,523,500	251,476,500
93	051700100400	Ekiti State Library Board	20,000,000	10,000,000	-	20,000,000
94	051700100500	Education Trust Funds	20,000,000	10,000,000	-	20,000,000
95	051700100600	State Universal Basic Education Board (SUBEB)	2,000,000,000	1,000,000,000	-	2,000,000,000

S/N	Administrative Code	Description	BUDGET 2022	MID-YEAR BUDGET 2022	JAN-JUNE 2022	VARIANCE
			N	N	N	N
96	051701000100	Agency For Adult And Non Formal Education	1,431,898	715,949	-	1,431,898
97	051702600100	School Of Agriculture And Enterprise Agency	5,000,000	2,500,000	-	5,000,000
98	051702600200	Ekiti State University	20,000,000	10,000,000	-	20,000,000
99	051702600300	Bamidele Olumilua University Of Education	27,000,000	13,500,000	-	27,000,000
100	051702600400	Ekiti State College Of Health Science And Technology, Ijero Ekiti	20,000,000	10,000,000	-	20,000,000
101	051702600500	Ekiti State College Of Agriculture, Isan Ekiti	636,524,607	318,262,304	-	636,524,607
102	051705300100	Ekiti State Board For Technical And Vocational Education	414,700,000	207,350,000	37,510,720	377,189,280
103	051705400100	Ekiti State Scholarship Board	3,000,000	1,500,000	-	3,000,000
104	051705500100	Ekiti State Teaching Service Commission	30,000,000	15,000,000	-	30,000,000
105	052100100100	Ministry Of Health And Human Services	786,000,000	393,000,000	-	786,000,000
106	052100200100	Ekiti State Health Insurance Scheme	116,701,970	58,350,985	-	116,701,970
107	052100300100	Primary Healthcare Development	73,000,000	36,500,000	1,675,500	71,324,500
108	052102600100	Ekiti State University Teaching Hospital	306,342,671	153,171,335	-	306,342,671
109	052110200100	Hospital Management Board	29,075,492	14,537,746	-	29,075,492
110	052110400100	Ekiti Drugs Health Supplies Management ( Central Medical Stores )	42,938,731	21,469,366	-	42,938,731
111	053500100100	Ministry Of Environment	210,676,708	105,338,354	-	210,676,708
112	053501600100	State Environmental Protection Agency	342,000,000	171,000,000	-	342,000,000
113	053505300100	Ekiti State Waste Management Board	80,000,000	40,000,000	-	80,000,000
114	055100100100	Ministry Of Local Government Affairs	30,000,000	15,000,000	-	30,000,000
115	055100200100	Bureau Of Chieftaincy Affairs	15,000,000	7,500,000	-	15,000,000
116	055100300100	Bureau Of Rural And Community Development	445,000,000	222,500,000	-	445,000,000
		<b>SUB TOTAL SOCIAL</b>	<b>6,564,927,975</b>	<b>3,282,463,987</b>	<b>66,987,720</b>	<b>6,497,940,255</b>
					-	-
		<b>TOTAL ADMINISTRATION SECTOR</b>	<b>4,832,290,600</b>	<b>2,416,145,300</b>	<b>301,513,440</b>	<b>4,530,777,160</b>
		<b>TOTAL ECONOMIC SECTOR</b>	<b>27,984,777,319</b>	<b>13,992,388,659</b>	<b>7,462,233,005</b>	<b>20,522,544,314</b>
		<b>TOTAL LAW &amp; JUSTICE SECTOR</b>	<b>812,000,000</b>	<b>406,000,000</b>	<b>163,450,000</b>	<b>648,550,000</b>
		<b>TOTAL REGIONAL SECTOR</b>	<b>100,000,000</b>	<b>50,000,000</b>	<b>2,640,000</b>	<b>97,360,000</b>
		<b>TOTAL SOCIAL SECTOR</b>	<b>6,564,927,975</b>	<b>3,282,463,987</b>	<b>66,987,720</b>	<b>6,497,940,255</b>
		<b>TOTAL (A)</b>	<b>40,293,995,894</b>	<b>20,146,997,947</b>	<b>7,996,824,165</b>	<b>32,297,171,729</b>
						-
		<b>OTHER</b>				-
		PROJECT FUND MANAGEMENT UNIT			3,998,461,659	(3,998,461,659)
		EDUCATION TRUST FUND			268,985,236	(268,985,236)
		SUBEB			1,732,744,495	(1,732,744,495)
		HEALTH PROJECTS FINANCED BY AIDS & GRANTS			569,319,370	
		<b>TOTAL (B)</b>			<b>6,569,510,760</b>	
		<b>GRAND TOTAL (A+B)</b>	<b>40,293,995,894</b>	<b>20,146,997,947</b>	<b>14,566,334,924</b>	
		Less: Non-Capital Cost	15,748,830,750		2,178,484,650	
		<b>Purchase/Construction of PPE (Fixed Asset)</b>	<b>24,545,165,144</b>	<b>20,146,997,947</b>	<b>12,387,850,274</b>	

### NOTE 32: PROCEEDS FROM FOREIGN LOAN

S/NO	PROJECT	JAN-JUNE 2022 (₦)	MID- YEAR 2021 (₦)
1	STATE EDUCATION PROGRAME INVESTMENT PROJECT (SEPIP)	-	-
2	YOUTH EMPLOYMENT AND SOCIAL SUPPORT OPERATION (YESSO)	-	-
3	3RD NATIONAL URBAN WATER SECTOR REFORM PROJECT (3RD NUWRP)	-	488,216,565
4	CONDITIONAL CASH TRANSFER	12,464,245	26,007,000
5	FADAMA	-	-
6	NEWMAP	3,221,860,600	1,021,250,000
7	NASSNP	173,615,365	54,103,574
8	RAAMP		-
9	IDEA	414,600,000	
10	AGILE	830,000,000	
11	IMPACT	82,600,000	-
	<b>TOTAL</b>	<b>4,735,140,210</b>	<b>1,589,577,139</b>

S/NO	FACILITY	JAN-JUNE 2022 (₦)	MID- YEAR 2021 (₦)
1	CBN COVID HEALTH INTERVENTION FUND	-	2,335,471,902
2	CBN (DCRR) SCHEME I	-	-
3	CBN (DCRR) SCHEME II	-	
4	RESTRUCTURED COMMERCIAL BANK LOANS	-	
5	CBN- BRIDGING FACILITY	12,150,224,069	
	<b>TOTAL</b>	<b>12,150,224,069</b>	<b>2,335,471,902</b>

### NOTE 34: LOAN REPAYMENTS

S/NO	DETAILS	JAN-JUNE 2022 (₦)	MID- YEAR 2021 (₦)
1	Foreign Loan	666,004,213	516,134,984
2	Domestic Loan	4,075,895,265	1,108,592,298
	<b>TOTAL</b>	<b>4,741,899,478</b>	<b>1,624,727,282</b>

**SUPPLEMENTARY NOTE 1A-1D: BREAKDOWN OF GOVERNMENT SHARE OF FAAC (STATUTORY REVENUE)**

2022						2021					
	1A	1B	1C	1D							
MONTH	NET RECEIPT	DEDUCTION AT SOURCE	OTHER FAAC RECEIPTS	SHARE OF EXCESS CRUDE	TOTAL	MONTH	NET RECEIPT	DEDUCTION AT SOURCE	OTHER FAAC RECEIPTS	SHARE OF EXCESS CRUDE	TOTAL
	N	N	N	N	N		N	N	N	N	N
JANUARY	1,561,397,306	1,415,188,631	112,324,684	-	3,088,910,621	JANUARY	1,807,808,330	457,974,830	59,095,718	-	2,324,878,878
FEBRUARY	93,508,414	1,374,539,401	641,466,818	-	2,109,514,634	FEBRUARY	1,153,071,816	1,299,231,460	-	-	2,452,303,276
MARCH	654,952,154	1,321,359,370	587,404,824	-	2,563,716,348	MARCH	1,134,544,668	1,005,972,264	66,134,528	-	2,206,651,461
APRIL	1,588,866,316	1,358,532,828	323,282,356	-	3,270,681,500	APRIL	1,208,880,682	1,008,030,800	76,168,285	-	2,293,079,767
MAY	1,262,012,860	1,338,170,282	144,936,502	-	2,745,119,644	MAY	1,466,198,056	1,015,156,512	399,737,190	-	2,881,091,758
JUNE	887,105,297	1,327,788,226	75,097,573	-	2,289,991,096	JUNE	1,094,554,592	1,004,864,847	127,876,901	306,530,057	2,533,826,397
JULY			-	-	-	JULY				-	-
AUGUST			-	-	-	AUGUST				-	-
SEPTEMBER			-	-	-	SEPTEMBER				-	-
OCTOBER			-	-	-	OCTOBER				-	-
NOVEMBER			-	-	-	NOVEMBER				-	-
DECEMBER			-	-	-	DECEMBER				-	-
<b>TOTAL</b>	<b>6,047,842,348</b>	<b>8,135,578,737</b>	<b>1,884,512,758</b>	<b>-</b>	<b>16,067,933,843</b>	<b>TOTAL</b>	<b>7,865,058,145</b>	<b>5,791,230,713</b>	<b>729,012,621</b>	<b>306,530,057</b>	<b>14,691,831,537</b>

**OTHER FAAC RECEIPTS 1C**

MONTH	EXCHANGE RATE GAIN	EXCESS BANK CHARGES	INTERVENTION FUND	FOREX EQUALIZATION	NON-OIL REVENUE	SOLID MINREAL	ADDITIONAL FAAC 1	ADDITIONAL FAAC 2	ECOLOGICAL RECEIPTS	TOTAL
	N	N	N	N	N	N	N	N	N	N
JANUARY	28,639,526	-					2,684,658.71		81,000,500	112,324,684
FEBRUARY	28,406,705	-			613,060,114				-	641,466,818
MARCH	-	33,541,315			495,541,206				58,322,304	587,404,824
APRIL	-	-					45,853,174	209,323,859	68,105,323	323,282,356
MAY	-	54,509,140					11,006,427		79,420,935	144,936,502
JUNE									75,097,573	75,097,573
JULY										-
AUGUST										-
SEPTEMBER										-
OCTOBER										-
NOVEMBER										-
DECEMBER										-
<b>TOTAL</b>	<b>57,046,230</b>	<b>88,050,455</b>	<b>-</b>	<b>-</b>	<b>1,108,601,320</b>	<b>-</b>	<b>59,544,259</b>	<b>209,323,859</b>	<b>361,946,635</b>	<b>1,884,512,758</b>

**SUPPLEMENTARY NOTE 1B: FACILITIES REPAYMENT; DEDUCTION AT SOURCE (FAAC)**

MONTH	FOREIGN LOAN	BUDGET SUPPORT	SOFTWARE BOOKS	BOND ISSUANCE PROGRAMME 2	RESTRUCTURING OF COMM. BANK LOAN	SALARY BAIL OUT	HEALTH INTERVENTION	ECOLOGICAL FUND	COMMERCIAL AGRICULTURE	JUDGMENT DEBT	EXCESS CRUDE LOAN	TOTAL
	₦	₦	₦	₦	₦	₦	₦	₦	₦	₦	₦	₦
JANUARY	186,251,943	154,908,118		491,490,204	248,153,652	86,405,567	27,085,817	80,207,405	50,713,329		89,972,596	<b>1,415,188,631</b>
FEBRUARY	186,251,943	154,908,118		491,490,204	248,153,652	86,405,567	27,085,817	39,558,175	50,713,329		89,972,596	<b>1,374,539,401</b>
MARCH	119,376,183	154,908,118		491,490,204	248,153,652	86,405,567	27,085,817	53,253,903	50,713,329		89,972,596	<b>1,321,359,370</b>
APRIL	119,376,183	154,908,118		491,490,204	248,153,652	86,405,567	27,085,817	79,420,935	50,713,329	11,006,427	89,972,596	<b>1,358,532,828</b>
MAY	119,376,183	154,908,118		491,490,204	248,153,652	86,405,567	27,085,817	70,064,815	50,713,329		89,972,596	<b>1,338,170,282</b>
JUNE	119,376,183	154,908,118		491,490,204	248,153,652	86,405,567	27,085,817	59,682,760	50,713,329		89,972,596	<b>1,327,788,226</b>
<b>TOTAL</b>	<b>850,008,619</b>	<b>929,448,706</b>	<b>-</b>	<b>2,948,941,226</b>	<b>1,488,921,911</b>	<b>518,433,402</b>	<b>162,514,904</b>	<b>382,187,993</b>	<b>304,279,975</b>	<b>11,006,427</b>	<b>539,835,574</b>	<b>8,135,578,737</b>



## SUPPLEMENTARY NOTE 2: VALUE ADDED TAX

MONTH	2022			2021		
	GROSS RECEIPT	DEDUCTION AT SOURCE	NET RECEIPTS	GROSS RECEIPT	DEDUCTION AT SOURCE	NET RECEIPTS
	₦	₦	₦	₦	₦	₦
JANUARY	1,851,113,164	-	1,851,113,164	1,598,185,414	-	1,598,185,414
FEBRUARY	1,792,382,700	-	1,792,382,700	1,514,243,008	-	1,514,243,008
MARCH	1,658,776,802	-	1,658,776,802	1,432,860,153	-	1,432,860,153
APRIL	2,002,821,527	-	2,002,821,527	1,748,674,105	-	1,748,674,105
MAY	1,605,961,852	-	1,605,961,852	1,683,518,776	-	1,683,518,776
JUNE	2,003,887,150	-	2,003,887,150	1,831,940,630	-	1,831,940,630
<b>TOTAL</b>	<b>10,914,943,196</b>	<b>-</b>	<b>10,914,943,196</b>	<b>9,809,422,086</b>	<b>-</b>	<b>9,809,422,086</b>

SUPPLEMENTARY NOTE 3: DETAILS OF TAX & NON-TAX REVENUES

S/NO	ADMIN CODE	MINISTRY DEPARTMENT & AGENCY	FINAL BUDGET	120101 Personal Taxes	120201 Licences - General	120204 Fees - General	120205 Fines - General	120206 Sales - General	120207 Earnings - General	120208 Rent On Government Buildings - General	120209 Rent On Land & Others - General	120210 Repayments - General	120211 Investment Income	Total Actual
			N	N	N	N	N	N	N	N	N	N	N	N
		<b>ADMINISTRATION SECTOR</b>												
1	011100100100	Government House And Protocol	-			-								-
2	011100200800	Special Adviser Communication And Strategy	30,000,000					-						-
3	011100400100	Ekiti State Sustainable Development Goal	2,000,000			-								-
4	011100500100	Ekiti State Micro Finance And Enterprise Development Agency	1,400,000					-						-
5	011100700100	Ekiti State Bureau Of Public Procurement	34,033,260			17,780,000								17,780,000
6	011102100100	Ekiti State Liaison Office Abuja	500,000						397,600					397,600
7	011102100500	Ekiti State Liaison Office Lagos	500,000						284,800					284,800
8	011103700100	Muslim Pilgrim Board	1,000,000					-						-
9	011103800100	Christian Pilgrim Board	1,000,000					57,000						57,000
10	011110100100	Bureau Of Special Projects	15,000,000			-								-
11	011111200100	General Administration Department	110,056,734			-		-	-	-				-
12	011111200200	Petroleum Product Consumer Protection Agency	300,000				75,000	-						75,000
13	011111300100	Ekiti State Pension Commission	-					-					100,500	100,500
14	011111300200	Pension Transition Arrangement Department	3,500,000					1,453,750						1,453,750
15	011111400100	Chief Press Secretary	-											-
16	011113200100	Inter-Governmental And Integration Affairs	-			-								-
17	011200100100	Ekiti State House Of Assembly	1,000,000			-		-						-
18	011200200100	House Of Assembly Service Commission	217,639			-		9,600						9,600
19	012300100100	Ministry Of Information And Value Orientation	100,000			-	-	-						-
20	012300200100	Government Printing Press	-				-	-						-
21	012500600100	Office Of Establishment And Service Matters	3,700,000			3,500	1,025,000	938,550						1,967,050
22	012500700100	Office Of Capacity Development And Reform	3,000,000			500		112,500						113,000
23	014000100100	Ekiti State Auditor General Office	500,000			2,154,000								2,154,000
24	014000200100	Local Government Auditor General Office	1,500,000				-							-
25	014700100100	Ekiti State Civil Service Commission	19,881,300			1,000	-	419,800						420,800
26	014800100100	Ekiti State Independence Electoral Commission	-			-	-							-
27	016101700100	Cabinet And Special Services	400,000					252,000	33,950					285,950
		<b>TOTAL ADMINISTRATION SECTOR</b>	<b>229,588,932</b>	<b>-</b>	<b>-</b>	<b>19,939,000</b>	<b>1,100,000</b>	<b>3,243,200</b>	<b>716,350</b>	<b>-</b>	<b>-</b>	<b>-</b>	<b>100,500</b>	<b>25,099,050</b>

				120101	120201	120204	120205	120206	120207	120208	120209	120210	120211	
S/NO	ADMIN CODE	MINISTRY DEPARTMENT & AGENCY	FINAL BUDGET	Personal Taxes	Licences - General	Fees - General	Fines - General	Sales - General	Earnings -General	Rent On Government Buildings - General	Rent On Land & Others - General	Repayments - General	Investment Income	Total Actual
			N	N	N	N	N	N	N	N	N	N	N	N
		ECONOMIC SECTOR												
28	021500100100	Ministry Of Agriculture And Food Security	120,000,000		3,366,000	3,700,581	20,928,060	1,310,000	124,500	-	1,644,000			31,073,141
29	021510200100	Agricultural Development Programme	10,000,000			-	-	-	-					-
30	021510900100	Ekiti State Forestry Commission	104,776,643		2,797,000	14,749,745	1,269,000	295,000	1,739,850					20,850,595
31	021511000100	Fountain Marketing Agricultural Agency	2,000,000			-		-		404,436				404,436
32	021511700100	Directorate Of Farm Settlement And Peasant Farmer Devt.	15,000,000					-			575,300			575,300
33	022000100100	Ministry Of Finance	500,000			-	22,500							22,500
34	022000700100	Office Of The Accountant General	-			-		-	-	-		-		-
35	022000800100	Ekiti State Board Of Internal Revenue Service	7,560,939,422	3,257,917,690	152,395,134	360,045	339,204	-						3,411,012,073
36	022000800200	Signage And Advertisement Agency	52,000,000			35,457,875								35,457,875
37	022000800300	Lottery Commission	150,000,000					29,922,000						29,922,000
38	022200100100	Ministry Of Investment, Trade And Innovations	35,000,000			24,636,560	200	-	186,000					24,822,760
39	022200600100	Cooperative Department & Coop. College Ijoro Ekiti	3,000,000		-	230,000		92,000						322,000
40	022200900100	Technical Adviser On Ekiti Knowledge Zone	50,000,000					-						-
41	022201000100	Monitoring And Supervision Of Cooperative Societies	-											-
42	022201800100	State Cooperative Advisory Board	-											-
43	022205200100	Ekiti State Investment Promotion Agency	50,000,000						-					-
44	022700000000	Bureau Of Employment, Labour And Productivity	-											-
45	022700100100	Bureau Of Employment, Labour And Productivity	-					-						-
46	023100100100	Ekiti State Electricity Board	657,863		150,000	10,000		-	-					160,000
47	023300100100	Ekiti State Mineral Resources Development Agency	6,182,919		-	-			-					-
48	023400100100	Ministry Of Works And Transportation	30,528,543			25,576,500	50,000							25,626,500
49	023400100200	Planning Reseach And Statistics	-											-
50	023400100300	Ekiti State Traffic Management Agency	15,000,000				6,300,800		-					6,300,800
51	023400100400	Ekiti State Public Works Corporation	494,634					-			-			-
52	023400100500	Department Of Public Transportation	-											-

S/NO	ADMIN CODE	MINISTRY DEPARTMENT & AGENCY	FINAL BUDGET	120101 Personal Taxes	120201 Licences - General	120204 Fees - General	120205 Fines - General	120206 Sales - General	120207 Earnings -General	120208 Rent On Government Buildings - General	120209 Rent On Land & Others - General	120210 Repayments - General	120211 Investment Income	Total Actual
			N	N	N	N	N	N	N	N	N	N	N	N
53	023600100100	Ministry Of Arts, Culture And Tourism Development	1,500,000					-	92,000	-				92,000
54	023600100200	Tourism Department	2,500,000						-					-
55	023600100300	Council For Art And Culture	-											-
56	025200100100	Ekiti State Water Cooperation	20,277,393			25,000		13,348,002	-					13,373,002
57	025200100200	State Rural Water Supply And Sanitation Agency	871,050		-	-			865,200					865,200
58	025300100100	Ministry Of Housing And Urban Development	204,000,072		-	40,889,070	-	1,657,307	-		-			42,546,378
59	025301000100	Ekiti State Housing Corporation	200,435,814			9,267,390	-	32,691,158	2,813,931		17,509,035			62,281,514
60	026000100100	Bureau Of Lands	300,000,000			160,728,139	2,114,700	2,254,036	9,873,653		-			174,970,528
61	026000100200	Office Of Surveyor General	50,253,602			9,956,561	3,187,001		-					13,143,562
62	026000100400	Urban Renewal Agency	1,000,000			-								-
63	026100100100	Ministry Of Infrastructure And Public Utilities	7,877,039			1,112,000	775,000							1,887,000
		TOTAL ECONOMIC SECTOR	8,994,794,993	3,257,917,690	158,708,134	326,699,466	34,986,465	81,569,503	15,695,134	404,436	19,728,335	-	-	3,895,709,163
		<b>LAW &amp; JUSTICE SECTOR</b>												
64	031800100100	The Judiciary	50,388,862			9,944,450	894,509							10,838,959
65	031801100100	Ekiti State Judicial Service Commission	200,000			195,500		36,000						231,500
66	032600100100	Ministry Of Justice	250,000,000			95,900	13,294,271	42,000	-					13,432,171
		TOTAL LAW & JUSTICE SECTOR	300,588,862	-	-	10,235,850	14,188,780	78,000	-	-	-	-	-	24,502,629
		<b>SOCIAL SECTOR</b>												
67	051300100100	Ministry Of Youth And Sport Development	2,500,000				10,000			1,901,414				1,911,414
68	051305200100	Ekiti State Sport Council	380,000			230,000								230,000
69	051400100100	Ministry Of Women Affairs, Gender Empowerment And Social Welfare	3,610,825		120,000	2,131,000	150,000		44,000					2,445,000
70	051700100100	Ministry Of Education, Science And Technology	85,000,000		11,565,700	3,018,900	29,594,059							44,178,659
71	051700100400	Ekiti State Libabry Board	87,179			61,500	-						-	61,500
72	051700100500	Education Trust Funds	800,000,000						-					-
73	051700100600	State Universal Basic Education Board (SUBEB )	100,990,185			-	-	-						-
74	051701000100	Agency For Adult And Non Formal Education	500,082			70,000	-	25,000						95,000
75	051702600100	School Of Agriculture And Enterprise Agency	86,561					45,000	-					45,000
76	051705300100	Ekiti State Board For Technical And Vocational Education	500,000			-	85,000	-	-					85,000
77	051705400100	Ekiti State Scholarship Board	-											-
78	051705500100	Ekiti State Teaching Service Commission	12,269,904					601,200						601,200
79	052100100100	Ministry Of Health And Human Services	10,000,000		-	1,770,000	-	-	-					1,770,000

				120101	120201	120204	120205	120206	120207	120208	120209	120210	120211	
S/NO	ADMIN CODE	MINISTRY DEPARTMENT & AGENCY	FINAL BUDGET	Personal Taxes	Licences - General	Fees - General	Fines - General	Sales - General	Earnings -General	Rent On Government Buildings - General	Rent On Land & Others - General	Repayments - General	Investment Income	Total Actual
			N	N	N	N	N	N	N	N	N	N	N	N
80	052100200100	Ekiti State Health Insurance Scheme	-						11,250					11,250
81	052100300100	Primary Healthcare Development	-					-						-
82	052110200100	Hospital Management Board	153,323,393			19,967,791	3,231,686	67,458,127						90,657,603
83	052110400100	Central Medical Stores	2,345,007					1,057,551						1,057,551
84	053500000000	Ministry Of Environment	-											-
85	053500100100	Ministry Of Environment	2,700,000			40,000	745,500							785,500
86	053500100200	Monthly Sanitation Exercise	-											-
87	053500200100	Ekiti State Forestry Commission	-											-
88	053500200200	Monitoring And Task Force On Forest Activities	-											-
89	053501600100	State Environmental Protection Agency	5,000,000			17,986,000	-							17,986,000
90	053505300100	Ekiti State Waste Management Board	12,985,259			-	2,841,305	-						2,841,305
91	055100000000	Ministry Of Local Government Affairs	-											-
92	055100100100	Ministry Of Local Government Affairs	500,000			-								-
93	055100200100	Bureau Of Chieftaincy Affairs	3,000,000				997,500							997,500
		TOTAL SOCIAL SECTOR	1,195,778,395	-	11,685,700	45,275,191	37,655,050	69,186,877	55,250	1,901,414	-	-	-	165,759,481
		SUMMARY OF IGR ON SECTOR												
	A	ADMINISTRATION SECTOR	229,588,932	-	-	19,939,000	1,100,000	3,243,200	716,350	-	-	-	100,500	25,099,050
	B	ECONOMIC SECTOR	8,994,794,993	3,257,917,690	158,708,134	326,699,466	34,986,465	81,569,503	15,695,134	404,436	19,728,335	-	-	3,895,709,163
	C	LAW AND JUSTICE SECTOR	300,588,862	-	-	10,235,850	14,188,780	78,000	-	-	-	-	-	24,502,629
	D	REGIONAL SECTOR												-
	E	SOCIAL SECTOR	1,195,778,395	-	11,685,700	45,275,191	37,655,050	69,186,877	55,250	1,901,414	-	-	-	165,759,481
		GRAND TOTAL	10,720,751,182	3,257,917,690	170,393,834	402,149,506	87,930,294	154,077,580	16,466,734	2,305,850	19,728,335	-	100,500	4,111,070,324
INTERNAL GENERATED REVENUE BY INSTITUTION AND PARASTATAL														
1	012300300100	Broadcasting Service Of Ekiti State	95,674,556			-		56,900,452						56,900,452
2	051702600200	Ekiti State University	1,892,771,318			541,790,103	47,657,646							589,447,748
3	051702600300	Bamidele Olumilua University Of Education - Ikere Ekiti	515,054,764	-	473,800,048	141,370,903		-	-		-			615,170,950
4	051702600400	Ekiti State College Of Health Science And Technology, Ijero Ekiti	250,412,813			161,654,300	58,744,550	4,233,000						224,631,850
5	051702600500	Ekiti State Polytechnic Isan - Ekiti	50,000,000					5,568,415						5,568,415
6	052102600100	Ekiti State University Teaching Hospital	714,213,083			52,771,870			334,491,554					387,263,424
		TOTAL (B)	3,518,126,534	-	-	1,230,016,320	247,773,098	66,701,867	334,491,554	-	-	-	-	1,878,982,839
		GRAND TOTAL A+ B	14,238,877,716	3,257,917,690	170,393,834	1,632,165,826	335,703,392	220,779,447	350,958,288	2,305,850	19,728,335	-	100,500	5,990,053,163

**SUPPLEMENTARY NOTE 5: COVID & OTHER DONATIONS**

<b>S/NO</b>	<b>DETAILS</b>	<b>EKSG SALARY REFUND</b>
		<b>₦</b>
1	GOVERNMENT DONATION	-
2	CORPORATE DONATION	-
3	INDIVIDUAL DONATION	-
	<b>TOTAL</b>	-

**SUPPLEMENTARY NOTE 6A: OTHER REVENUE**

S/NO	MONTHS	RENT	LAPTOP REPAYMENT	WEMA SHARE	OJA OBA PROCEEDS	OTHER (JAAC)	TOTAL
		₦	₦	₦	₦	₦	₦
1	JANUARY		-	30,392	2,275,000	-	2,305,392
2	FEBRUARY		24,974	19,744	3,548,000	-	3,592,718
3	MARCH		171,563	9,911	675,000	-	856,474
4	APRIL		-	-	675,000	-	675,000
5	MAY		17,894	772	6,577,000	-	6,595,666
6	JUNE		-	772	15,250,000	300,000,000	15,250,772
	<b>TOTAL</b>	-	<b>214,430</b>	<b>61,591</b>	<b>29,000,000</b>	<b>300,000,000</b>	<b>29,276,021</b>

**SUPPLEMENTARY NOTE 6B: OTHER REVENUE**

S/NO	MONTHS	EKSG SALARY REFUND	JAAC REFUND	ECA DEDUCTIONS REFUND	MDAs REFUND	TAX REFUND BY CONTRACTORS	TOTAL
		₦	₦	₦	₦	₦	₦
1	JANUARY	478,104	-	89,972,596			90,450,700
2	FEBRUARY	1,983,475	7,864,122	89,972,596			99,820,192
3	MARCH	2,598,447	7,864,122	89,972,596		140,085,066	100,435,164
4	APRIL	1,985,226	7,864,122	89,972,596			99,821,943
5	MAY	1,096,420	7,864,122	89,972,596	1,263,021		100,196,158
6	JUNE	912,150	7,864,122	89,972,596	1,663,021		100,411,888
	<b>TOTAL</b>	<b>9,053,822</b>	<b>39,320,608</b>	<b>539,835,574</b>	<b>2,926,042</b>	<b>140,085,066</b>	<b>591,136,045</b>

## SUPPLEMENTARY NOTE 6C: MDAs TSA SWEEPINGS (INFLOWS)

Transaction Details: Fund transfer - EKSG Bank Account Monitoring System

S/N	SOURCE BANK	SOURCE ACCOUNT NAME	SOURCE ACCOUNT NUMBER	BENEFICIARY ACCOUNT NAME	BENEFICIARY ACCOUNT NUMBER	AMOUNT (₦)
1	ZENITH BANK	EKITI MIN. OF FINANCE OVERHEAD ACCT.	1016063168	EKSG TSA SWEEPING	'0795210033	5,000,000
2	STERLING BANK	EKITI OFFICE OF ACCOUNTANT GENERAL OVERHEAD	0072190075	EKSG TSA SWEEPING	'0795210033	6,910,000
3	UBA	GOVT. HOUSE & PROTOCOL OTHER CHARGES	1010537810	EKSG TSA SWEEPING	'0795210033	45,000,000
4	ECOBANK	GAD OVERHEAD	1682003757	EKSG TSA SWEEPING	'0795210033	20,000,000
5	ACCESS BANK	EKITI FDEPUTY GOV. OVERHEAD	0716892166	EKSG TSA SWEEPING	'0795210033	15,000,000
6	ZENITH BANK	ELECTRICITY BOARD (ADMIN. CHARGES)	1013751459	EKSG TSA SWEEPING	'0795210033	8,628,000
7	ZENITH BANK	EKITI MIN. OF FINANCE OVERHEAD ACCT.	1016063168	EKSG TSA SWEEPING	'0795210033	2,500,000
8	ZENITH BANK	POLITICAL & ECONOMIC DEPT. OVERHEAD ACCT.	1016070494	EKSG TSA SWEEPING	'0795210033	166,900,000
		<b>TOTAL INFLOWS (A)</b>				<b>269,938,000</b>

## B: MDAs TSA SWEEPINGS (OUTFLOWS)

Transaction Details: Fund transfer - EKSG Bank Account Monitoring System

S/N	SOURCE BANK	SOURCE ACCOUNT NAME	SOURCE ACCOUNT NUMBER	BENEFICIARY ACCOUNT NAME	BENEFICIARY ACCOUNT NUMBER	AMOUNT (₦)
1	Access Bank#516633	EKSG TSA SWEEPING	'0795210033	EKITI STATE EDUCATION TRUST FUND	0065279480	63,479,744
		<b>TOTAL OUTFLOWS (B)</b>				<b>63,479,744</b>

**NET RECEIPT (TSA SWEEPING)**

**A-B**

**206,458,256**



**SUPPLEMENTARY NOTE 7A: EMPLOYEES BENEFITS**

<b>S/N</b>	<b>ADMINISTRATIVE Code</b>	<b>MINISTRY DEPARTMENT AND AGENCY</b>	<b>2022 APPROVED BUDGET</b>	<b>MID-YEAR BUDGET</b>	<b>PERSONNEL TOTAL</b>	<b>VARIANCE</b>
			<b>₦</b>	<b>₦</b>	<b>₦</b>	<b>₦</b>
	<b>10000000000</b>	<b>Administration Sector</b>				
1	011100100100	Government House And Protocol	151,930,212	75,965,106	74,282,972	77,647,240
2	011100100200	Deputy Governor's Office	43,626,626	21,813,313	20,557,761	23,068,865
3	011100300100	Ekiti State Boundary Commission	9,300,974	4,650,487	5,342,621	3,958,353
4	011100400100	Ekiti State Sustainable Development Goal	16,196,056	8,098,028	10,219,999	5,976,057
5	011100500100	Ekiti State Micro Finance And Enterprise Development Agency	30,307,577	15,153,788	13,117,646	17,189,931
6	011100600100	Ekiti State Emergency Management Agency	13,470,763	6,735,382	5,932,731	7,538,032
7	011100700100	Ekiti State Bureau Of Public Procurement	37,467,763	18,733,881	19,561,332	17,906,430
8	011101000100	Office Of Transformation And Strategy	15,270,383	7,635,191	7,772,075	7,498,307
9	011102100100	Ekiti State Liaison Office Abuja	13,527,242	6,763,621	10,448,221	3,079,021
10	011102100500	Ekiti State Liaison Office Lagos	14,631,076	7,315,538	7,411,566	7,219,510
11	011103300100	Ekiti State Aid Control Agency	15,000,000	7,500,000	5,702,245	9,297,755
12	011103700100	Muslim Pilgrim Board	7,592,539	3,796,269	3,421,543	4,170,996
13	011103800100	Christian Pilgrim Board	12,871,190	6,435,595	5,769,941	7,101,249
14	011111200100	General Adminsitration Department	114,403,247	57,201,623	48,047,756	66,355,491
15	011111300100	Ekiti State Pension Commission	23,869,937	11,934,969	10,612,304	13,257,634
16	011111300200	Pension Transition Arrangement Department	30,056,724	15,028,362	14,603,793	15,452,931
17	011113200100	Inter-Governmental And Integration Affairs	1,752,792	876,396	-	1,752,792
18	011200100100	Ekiti State House Of Assembly	727,089,545	363,544,772	259,949,984	467,139,561
19	012300100100	Ministry Of Information And Value Orientation	96,177,948	48,088,974	46,757,497	49,420,451
20	012300300100	Broadcasting Service Of Ekiti State	182,594,819	91,297,410	89,695,816	92,899,004
21	012500600100	Office Of Establishment And Service Matters	65,217,746	32,608,873	30,406,882	34,810,863
22	012500700100	Office Of Capacity Development And Reform	16,295,464	8,147,732	9,374,645	6,920,819
23	014000100100	Ekiti State Auditor General Office	79,979,968	39,989,984	39,407,889	40,572,079
24	014000200100	Local Government Auditor General Office	35,593,963	17,796,981	15,955,567	19,638,395
25	014700100100	Ekiti State Civil Service Commission	54,660,746	27,330,373	19,428,549	35,232,197
26	014800100100	Ekiti State Independence Electoral Commission	82,351,083	41,175,541	40,442,326	41,908,757

S/N	ADMINISTRATIVE Code	MINISTRY DEPARTMENT AND AGENCY	2022 APPROVED BUDGET	MID-YEAR BUDGET	PERSONNEL TOTAL	VARIANCE
			₦	₦	₦	₦
27	016101300200	Political And Economic Affairs	1,308,616,652	654,308,326	920,596,126	388,020,526
28	016101700100	Cabinet And Special Services	32,684,769	16,342,384	16,076,007	16,608,762
		<b>TOTAL ADMINISTRATION SECTOR</b>	<b>3,232,537,803</b>	<b>1,616,268,901</b>	<b>1,750,895,795</b>	1,481,642,008
						-
	020000000000	<b>ECONOMIC SECTOR</b>				-
29	021500100100	Ministry Of Agriculture And Food Security	462,322,874	231,161,437	202,050,851	260,272,023
30	021510200100	Agricultural Development Programme	145,626,259	72,813,129	87,506,131	58,120,128
31	021510900100	Ekiti State Forestry Commission	54,263,364	27,131,682	48,520,040	5,743,324
32	021511000100	Fountain Marketing Agricultural Agency	18,967,318	9,483,659	14,265,446	4,701,872
33	021511700100	Directorate Of Farm Settlement And Peasant Farmer Devt.	22,760,012	11,380,006	9,844,124	12,915,888
34	022000100100	Ministry Of Finance	67,897,717	33,948,859	28,803,065	39,094,652
35	022000700100	Office Of The Accountant General	2,303,121,081	1,151,560,540	72,558,477	2,230,562,603
36	022000701100	Central Internal Audit	15,651,500	7,825,750	7,329,244	8,322,256
37	022000800100	Ekiti State Board Of Internal Revenue Service	182,924,744	91,462,372	86,616,402	96,308,342
38	022000800200	Signage And Advertisement Agency	9,917,325	4,958,662	4,586,264	5,331,061
39	022200100100	Ministry Of Investment, Trade And Innovations	177,251,170	88,625,585	88,697,497	88,553,673
40	022700100100	Bureau Of Employment, Labour And Productivity	14,282,082	7,141,041	6,106,640	8,175,442
41	022700700100	Job Creation And Employment Agency	11,932,963	5,966,482	6,078,814	5,854,149
42	022800100100	Bureau Of Information, Communication And Technology (ICT)	26,405,506	13,202,753	12,504,440	13,901,066
43	023100100100	Ekiti State Electricity Board	76,176,666	38,088,333	38,518,706	37,657,961
44	023300100100	Ekiti State Mineral Resources Development Agency	9,794,313	4,897,157	7,785,779	2,008,534
45	023400100100	Ministry Of Works And Transportation	301,932,378	150,966,189	146,027,910	155,904,468
46	023400100300	Ekiti State Traffic Management Agency	11,815,773	5,907,886	6,209,055	5,606,718
47	023400100400	Ekiti State Public Works Corporation	22,005,740	11,002,870	11,221,947	10,783,793
48	023600100100	Ministry Of Arts, Culture And Tourism Development	80,609,871	40,304,936	46,885,875	33,723,996
49	023800100100	Ministry Of Budget And Economic Planning	77,147,130	38,573,565	35,508,249	41,638,881
50	023800200100	State Bureau Of Statistics	32,975,224	16,487,612	16,238,233	16,736,991
51	025000100100	Fiscal Responsibility Commission	12,713,605	6,356,803	6,302,054	6,411,551
52	025200100100	Ekiti State Water Corporation	315,058,723	157,529,362	143,607,348	171,451,375
53	025200100200	State Rural Water Supply And Sanitation Agency	36,535,088	18,267,544	17,489,643	19,045,445
54	025300000000	Ministry Of Housing And Urban Development	70,669,882	35,334,941	26,709,957	43,959,926
55	025301000100	Ekiti State Housing Corporation	86,288,793	43,144,397	40,990,151	45,298,643

S/N	ADMINISTRATIVE Code	MINISTRY DEPARTMENT AND AGENCY	2022 APPROVED BUDGET	MID-YEAR BUDGET	PERSONNEL TOTAL	VARIANCE
			₦	₦	₦	₦
56	026000100100	Bureau Of Lands	24,714,127	12,357,063	22,861,515	1,852,612
57	026000100200	Office Of Surveyor General	30,053,508	15,026,754	15,446,147	14,607,361
58	026000100400	Urban Renewal Agency	11,058,529	5,529,264	6,837,441	4,221,088
59	026100100100	Ministry Of Infrastructure And Public Utilities	77,777,184	38,888,592	45,263,499	32,513,684
		<b>TOTAL ECONOMIC SECTOR</b>	<b>4,790,650,448</b>	<b>2,395,325,224</b>	<b>1,309,370,944</b>	<b>3,481,279,505</b>
				-		-
	<b>030000000000</b>	<b>LAW &amp; JUSTICE SECTOR</b>		-		-
60	031800100100	The Judiciary				-
61	031801100100	Ekiti State Judicial Service Commission				-
62	032600000000	Ministry Of Justice	218,685,121	109,342,561	102,373,825	116,311,297
63	032600100100	Ekiti State Citizen's Right				-
64	032600100200	Office Of Public Defender	7,097,183	3,548,591	3,585,915	3,511,268
65	032600100300	Ekiti State Law Reform Commission	-	-		-
		<b>TOTAL LAW &amp; JUSTICE SECTOR</b>	<b>225,782,304</b>	<b>112,891,152</b>	<b>105,959,740</b>	<b>119,822,564</b>
						-
	<b>040000000000</b>	<b>REGIONAL SECTOR</b>				-
66	045102100100	Ministry Of Regional and Special Duties	10,055,591	5,027,795	6,932,867	3,122,724
67	045102100200	Serve EKS Steering Committee	-	-	-	-
68	045102100300	Serve EKS	-	-		-
69	045102100400	Subvention To Dawn Commission	-	-	-	-
		<b>TOTAL REGIONAL SECTOR</b>	<b>10,055,591</b>	<b>5,027,795</b>	<b>6,932,867</b>	<b>3,122,724</b>
						-
						-
	<b>050000000000</b>	<b>SOCIAL SECTOR</b>				-
70	051300100100	Ministry Of Youth And Sport Development	18,568,446	9,284,223	11,327,008	7,241,438
71	051305200100	Ekiti State Sport Council	64,971,025	32,485,512	32,189,134	32,781,890
72	051305300100	Ekiti State Office Of Disability	26,413,930	13,206,965	9,852,557	16,561,373
73	051400100100	Ministry Of Women Affairs, Gender Empowerment And Social	89,494,569	44,747,284	40,895,749	48,598,819
74	051700100100	Ministry Of Education, Science And Technology	531,281,156	265,640,578	259,008,538	272,272,618
75	051700100400	Ekiti State Libabry Board	16,449,698	8,224,849	9,180,944	7,268,754
76	051700100500	Education Trust Funds	15,850,596	7,925,298	8,427,012	7,423,583
77	051700100600	State Universal Basic Education Board	459,504,543	229,752,271	162,469,992	297,034,550
78	051701000100	Agency For Adult And Non Formal Education	41,097,321	20,548,660	16,830,924	24,266,397
79	051702600100	School Of Agriculture And Enterprise Agency	6,114,873	3,057,436	3,794,637	2,320,236

S/N	ADMINISTRATIVE Code	MINISTRY DEPARTMENT AND AGENCY	2022 APPROVED BUDGET	MID-YEAR BUDGET	PERSONNEL TOTAL	VARIANCE
			₦	₦	₦	₦
80	051705300100	Ekiti State Board For Technical And Vocational Education	127,808,159	63,904,080	63,339,105	64,469,055
81	051705400100	Ekiti State Scholarship Board	8,646,471	4,323,235	5,675,735	2,970,736
82	051705500100	Ekiti State Teaching Service Commission	8,224,394,011	4,112,197,006	4,382,081,070	3,842,312,941
83	052100100100	Ministry Of Health And Human Services	322,442,193	161,221,096	134,417,747	188,024,445
84	052100200100	Ekiti State Health Insurance Scheme	34,408,144	17,204,072	10,262,150	24,145,994
85	052100300100	Primary Healthcare Development	54,504,766	27,252,383	50,575,479	3,929,287
86	052110200100	Hospital Management Board	2,194,071,396	1,097,035,698	1,435,138,590	758,932,806
87	052110400100	Central Medical Stores ( EKITI DRUGS HEALTH SUPPLIES MANA	19,190,849	9,595,425	9,309,511	9,881,339
88	053500100100	Ministry Of Environment	90,469,340	45,234,670	34,289,370	56,179,970
89	053501600100	State Environmental Protection Agency	16,604,882	8,302,441	8,390,822	8,214,060
90	053505300100	Ekiti State Waste Management Board	25,483,836	12,741,918	12,089,229	13,394,607
91	055100100100	Ministry Of Local Government Affairs	54,738,481	27,369,241	18,250,019	36,488,462
92	055100200100	Bureau Of Chieftaincy Affairs	20,659,660	10,329,830	11,010,473	9,649,187
93	055100300100	Bureau Of Rural And Community Development	23,424,153	11,712,076	16,181,108	7,243,044
		<b>TOTAL SOCIAL SECTOR</b>	<b>12,486,592,495</b>	<b>6,243,296,247</b>	<b>6,744,986,902</b>	<b>5,741,605,592</b>
				-		-
		<b>SUMMARY OF PERSONNEL COST ON SECTOR</b>		-		-
	<b>A</b>	<b>ADMINISTRATION SECTOR</b>	<b>3,232,537,803</b>	<b>1,616,268,901</b>	<b>1,750,895,795</b>	<b>1,481,642,008</b>
	<b>B</b>	<b>ECONOMIC SECTOR</b>	<b>4,790,650,448</b>	<b>2,395,325,224</b>	<b>1,309,370,944</b>	<b>3,481,279,505</b>
	<b>C</b>	<b>LAW AND JUSTICE SECTOR</b>	<b>225,782,304</b>	<b>112,891,152</b>	<b>105,959,740</b>	<b>119,822,564</b>
	<b>D</b>	<b>REGIONAL SECTOR</b>	<b>10,055,591</b>	<b>5,027,795</b>	<b>6,932,867</b>	<b>3,122,724</b>
	<b>E</b>	<b>SOCIAL SECTOR</b>	<b>12,486,592,495</b>	<b>6,243,296,247</b>	<b>6,744,986,902</b>	<b>5,741,605,592</b>
		<b>TOTAL (A)</b>	<b>20,745,618,641</b>	<b>10,372,809,320</b>	<b>9,918,146,247</b>	<b>10,827,472,393</b>
				-		-
		<b>CORPERS ALLOWANCE</b>		-	34,251,324	(34,251,324)
		<b>REPATRIATION</b>		-	5,941,657	(5,941,657)
		<b>LOCUM/INTERN</b>		-	7,052,360	(7,052,360)
		<b>NEIGHBORHOOD INSPECTOR</b>		-	8,880,000	(8,880,000)
		<b>TOTAL (B)</b>		-	56,125,341	(56,125,341)
		<b>GRAND TOTAL OF CASH (A+B)</b>	<b>20,745,618,641</b>	<b>10,372,809,320</b>	<b>9,974,271,588</b>	<b>10,771,347,052</b>

SUPPLEMENTARY NOTE 10: OVERHEAD COST (BY SECTORS)														
S/NO	ADMINISTRATIVE Code	MINISTRY DEPARTMENT AND AGENCY	OVERHEAD TOTAL ESTIMATE	TRAVEL & TRANSPORT - GENERAL	UTILITIES - GENERAL	MATERIALS & SUPPLIES - GENERAL	MAINTENANCE SERVICES - GENERAL	TRAINING - GENERAL	OTHER SERVICES - GENERAL	CONSULTING & PROFESSIONAL SERVICES - GENERAL	FUEL & LUBRICANTS - GENERAL	FINANCIAL CHARGES - GENERAL	MISCELLANEOUS EXPENSES GENERAL	ACTUAL TOTAL
			N	N	N	N	N	N	N	N	N	N	N	N
1	011100100100	Government House And Protocol	2,327,000,000	405,600,000	141,167,776	369,131,674	359,000,000	56,000,000	288,975,000	105,000,000	183,800,000	23,400,000	194,067,776	2,126,142,226
2	011100100200	Deputy Governor's Office	174,000,000	43,909,820	-	6,388,500	5,200,880	-	-	-	-	-	12,275,000	67,774,200
3	011100200100	Special Adviser On Investment	1,715,045	460,000	-	-	40,000	-	-	-	-	-	-	500,000
4	011100200200	Special Adviser To The Governor On Federal Matters	12,285,000	784,000	-	284,167	325,000	133,333	-	-	-	-	1,473,500	3,000,000
5	011100200300	Special Adviser On Allied Matters	4,085,000	900,000	-	-	-	-	-	-	-	-	-	900,000
6	011100200400	Special Adviser On Tertiary Institutions	3,310,000	-	-	-	-	-	-	-	-	-	1,000,000	1,000,000
7	011100200500	Senior Special Adviser Trade, and Industry, Investment And Innovations	2,000,000	-	-	-	-	-	-	-	-	-	-	-
8	011100200600	Senior Special Adviser Policy, Strategy And Speeches	770,000	-	-	-	255,000	-	150,000	-	-	-	45,000	450,000
9	011100200700	Special Adviser Governor Office	2,952,000	2,000,000	-	-	-	-	-	-	-	-	-	2,000,000
10	011100200800	Special Adviser Communication And Strategy	1,285,000	187,500	-	-	-	-	375,000	-	-	-	187,500	750,000
11	011100200900	Special Adviser Policy And Documentation	1,200,000	-	-	-	-	-	-	-	-	-	-	-
12	011100201000	Special Adviser Mobilization, Urban And Rural	3,400,000	-	-	-	750,000	-	450,000	-	-	-	300,000	1,500,000
13	011100201100	Special Adviser NGO	1,000,000	-	-	-	150,000	-	75,000	-	-	-	75,000	300,000
14	011100201200	Special Assistant Protocol	1,000,000	-	-	-	150,000	-	75,000	-	-	-	75,000	300,000
15	011100201300	Senior Special Assistant National Assembly	1,000,000	-	-	-	270,000	-	60,000	-	-	-	270,000	600,000
16	011100201400	Special Adviser Developmentg Matters	-	-	-	187,500	-	-	187,500	-	-	-	375,000	750,000
17	011100201500	Special Adviser On Social Investment	2,000,000	573,000	-	20,000	24,000	-	-	-	-	-	33,000	650,000
18	011100201600	Special Adviser On Economic Matters	2,800,000	1,512,000	-	135,000	124,600	-	-	-	-	-	377,400	2,149,000
19	011100201700	Office Of The Senior Special Assistant (Special Duties)	600,000	-	-	-	75,000	-	75,000	-	-	-	150,000	300,000
	011100201800	Office Of The SSA (Tourism)	3,000,000	-	-	-	-	-	-	-	-	-	-	-
20	011100300100	Ekiti State Boundary Commission	2,400,000	277,100	-	76,500	46,400	-	-	-	-	-	-	400,000
21	011100300200	Boundary Technical Committee	5,500,000	70,000	-	30,000	100,000	-	-	-	-	-	-	200,000
22	011100400100	Ekiti State Sustainable Development Goal	15,000,000	246,000	-	169,000	162,300	78,000	-	-	-	-	124,700	780,000
23	011100400200	Development Relation	1,000,000	-	-	-	-	-	-	-	-	-	160,000	160,000
24	011100400300	CGS To LGAs Track	3,000,000	398,000	-	-	97,000	-	-	-	-	-	65,000	560,000
25	011100500100	Ekiti State Micro Finance And Enterprise Development Agency	10,700,000	2,449,500	-	303,800	735,000	15,740	-	-	-	-	18,460	3,522,500
26	011100500200	Ekiti State Enterprise Development Agency	1,200,000	260,000	-	-	12,000	-	8,000	-	-	-	-	280,000
27	011100600100	Ekiti State Emergency Management Agency	2,400,000	616,400	-	354,600	-	-	-	-	-	-	39,000	1,010,000
28	011100600200	Control Monitoring And Disaster Site	600,000	200,000	-	-	-	-	-	-	-	-	-	200,000
29	011100700100	Ekiti State Bureau Of Public Procurement	6,400,000	600,000	-	90,000	195,000	105,000	-	-	-	-	210,000	1,200,000
30	011100700200	Supervision And Monitoring Of Projects	1,542,000	600,000	-	120,000	150,000	30,000	-	-	-	-	-	900,000

S/NO	ADMINISTRATIVE Code	MINISTRY DEPARTMENT AND AGENCY	OVERHEAD TOTAL ESTIMATE	TRAVEL & TRANSPORT - GENERAL	UTILITIES - GENERAL	MATERIALS & SUPPLIES - GENERAL	MAINTENANCE SERVICES - GENERAL	TRAINING - GENERAL	OTHER SERVICES - GENERAL	CONSULTING & PROFESSIONAL SERVICES - GENERAL	FUEL & LUBRICANTS - GENERAL	FINANCIAL CHARGES - GENERAL	MISCELLANEOUS EXPENSES GENERAL	ACTUAL TOTAL
			N	N	N	N	N	N	N	N	N	N	N	N
31	011100800100	Office Of Economic Preservation And General Enforcement	600,000	150,000	-	50,000	-	-	-	-	-	-	-	200,000
32	011100800200	Safe City	3,000,000	420,000	-	110,000	430,000	140,000	-	-	-	-	820,000	1,920,000
33	011101000100	Office Of Transformation And Strategy	8,880,000	931,000	-	105,000	130,000	-	-	-	-	-	314,000	1,480,000
34	011101000200	Civil Service Transformation	1,680,000	74,000	-	-	60,000	-	-	-	-	-	146,000	280,000
35	011102100100	Ekiti State Liaison Office Abuja	40,494,309	3,531,000	149,773	383,100	4,796,500	-	-	-	-	-	4,614,400	13,474,773
36	011102100200	Ekiti State Governor Lodge Abuja	3,200,000	260,000	-	15,000	325,000	25,000	-	-	-	-	475,000	1,100,000
37	011102100300	Deputy Governor Lodge Abuja	1,200,000	154,000	70,000	105,000	80,500	-	-	-	-	-	90,500	500,000
38	011102100400	Maintenance Of Liaison Office Staff Quarters Abuja	3,200,000	110,000	-	5,000	195,000	-	-	-	-	-	190,000	500,000
39	011102100500	Ekiti State Liaison Office Lagos	9,360,000	4,682,000	-	320,000	140,000	50,000	-	-	-	-	400,000	5,592,000
40	011102100600	Ekiti State Liaison Office Akure	2,205,000	19,000	-	30,000	79,000	-	-	-	-	-	82,000	210,000
41	011103300100	Ekiti State Aid Control Agency	7,000,000	238,600	-	-	80,000	20,000	-	-	-	-	21,400	360,000
42	011103500200	Pension Department	1,577,242	100,000	-	38,500	23,600	20,000	-	-	-	-	217,900	400,000
43	011103700100	Muslim Pilgrim Board	20,000,000	50,000	-	60,000	80,000	10,000	-	-	-	-	-	200,000
44	011103800100	Christian Pilgrim Board	20,000,000	101,000	-	31,000	36,500	-	-	-	-	-	31,500	200,000
45	011110100100	Bureau Of Special Projects	5,000,000	833,000	-	37,000	130,000	-	-	-	-	-	-	1,000,000
46	011110500100	Office Of The Chief Of Staff	38,400,000	2,800,000	-	800,000	1,600,000	1,600,000	1,200,000	-	-	-	4,800,000	12,800,000
47	011111100100	Public Private Partnership	243,000	6,000	-	90,000	-	-	-	-	-	-	44,000	140,000
48	011111200100	General Admisitration Department	348,000,000	5,714,000	-	922,600	8,971,000	27,000	-	-	139,490,000	-	1,060,400	156,185,000
49	011111200200	Petroleum Product Consumer Protection Agency	2,271,000	1,471,700	-	15,000	38,300	-	-	-	-	-	75,000	1,600,000
50	011111200300	Utility Service Department	1,200,000	344,100	-	14,000	12,500	-	-	-	-	-	29,400	400,000
51	011111200400	Government Asset Unit	3,000,000	491,600	-	47,200	154,600	25,000	-	-	-	-	81,600	800,000
52	011111200500	Office Of Chief Of Protocol (Scop)	3,000,000	-	-	-	-	-	-	-	-	-	-	-
53	011111200600	Maintenance Of Governor's Lodge (Gh&P)	3,000,000	-	-	-	30,000	-	60,000	-	-	-	60,000	150,000
54	011111200700	Secretariat, Office of the Governor	12,000,000	-	-	-	1,350,000	-	1,350,000	-	-	-	300,000	3,000,000
55	011111200800	AUDA-NEPAD	600,000	60,000	-	-	-	40,000	-	-	-	-	-	100,000
56	011111200900	Open Governor Partnership (OGP Activities)	1,200,000	80,000	-	-	60,000	60,000	-	-	-	-	-	200,000
57	011111201000	3 SSAs Special Projects (for 3 Senatorial Districts)	3,000,000	-	-	-	-	-	-	-	-	-	-	-
58	011111201100	SSA Diaspora	3,000,000	-	-	-	-	-	-	-	-	-	-	-
59	011111201200	SSA Statistics	2,000,000	-	-	-	-	-	-	-	-	-	-	-
60	011111201300	SSA Development Partnership	3,000,000	-	-	-	-	-	-	-	-	-	-	-
61	011111201300	Citizenship Engagement Office (GH&P)	15,000,000	300,000	-	-	300,000	-	300,000	-	300,000	-	300,000	1,500,000

S/NO	ADMINISTRATIVE Code	MINISTRY DEPARTMENT AND AGENCY	OVERHEAD TOTAL ESTIMATE	TRAVEL & TRANSPORT - GENERAL	UTILITIES - GENERAL	MATERIALS & SUPPLIES - GENERAL	MAINTENANCE SERVICES - GENERAL	TRAINING - GENERAL	OTHER SERVICES - GENERAL	CONSULTING & PROFESSIONAL SERVICES - GENERAL	FUEL & LUBRICANTS - GENERAL	FINANCIAL CHARGES - GENERAL	MISCELLANEOUS EXPENSES GENERAL	ACTUAL TOTAL
			N	N	N	N	N	N	N	N	N	N	N	N
62	011111300100	Ekiti State Pension Commission	16,367,000	971,500	-	1,221,300	1,756,400	1,603,000	-	-	-	-	447,800	6,000,000
63	011111300200	Pension Transition Arrangement Department	4,200,000	523,600	-	34,700	62,700	35,000	-	-	-	-	44,000	700,000
64	011111400100	Chief Press Secretary	30,000,000	990,000	-	270,000	630,000	360,000	510,000	-	-	-	6,195,000	8,955,000
65	011113200100	Inter-Governmental And Integration Affairs	3,600,000	360,000	-	60,000	80,000	-	-	-	-	-	100,000	600,000
66	011200100100	Ekiti State House Of Assembly	1,437,512,053	135,625,250	-	300,000	27,755,820	76,200,000	26,332,439	-	-	-	118,568,930	384,782,439
67	011200200100	House Of Assembly Service Commission	75,910,271	5,069,500	-	327,000	653,500	880,000	-	-	-	-	570,000	7,500,000
68	012300100100	Ministry Of Information And Value Orientation	74,882,530	908,000	-	62,000	130,000	-	-	-	-	-	3,170,000	4,270,000
69	012300300100	Broadcasting Service Of Ekiti State	84,484,000	90,000	-	157,443	80,000	10,000	56,900,452	-	12,600,000	-	8,950	69,846,845
70	012500100100	Head Of Service	27,041,000	13,622,500	-	465,000	1,093,000	280,500	-	-	-	-	606,000	16,067,000
71	012500500100	Public Service Coordinating Unit	2,280,000	240,000	70,000	30,000	160,000	-	-	-	-	-	450,000	950,000
72	012500600100	Office Of Establishment And Service Matters	46,000,000	7,940,000	-	2,930,000	1,132,000	60,000	-	-	-	-	9,893,000	21,955,000
73	012500600200	Establishment And Management Services	2,400,000	234,000	-	62,000	70,000	18,000	-	-	-	-	16,000	400,000
74	012500600300	Staff Matter And Industrial Relation	2,400,000	140,000	-	25,000	20,000	15,000	-	-	-	-	-	200,000
75	012500600400	Labour And Industrial Relation	25,000,000	3,049,000	-	2,400,000	460,000	140,000	-	-	-	-	1,800,000	7,849,000
76	012500600500	hosting of public service games	2,000,000	100,000	-	-	-	-	-	-	-	-	-	100,000
77	012500600600	Peer Review Service Programme For HOS And PS	3,960,000	80,000	-	100,000	-	420,000	-	-	-	-	-	600,000
78	012500600700	Staff Housing Loan Board	600,000	50,000	-	40,000	-	-	-	-	-	-	10,000	100,000
79	012500600800	Nigeria Legion	-	-	-	-	-	-	-	-	-	-	-	-
80	012500700100	Office Of Capacity Development And Reform	35,000,000	700,100	-	84,400	1,003,750	-	400,000	-	-	-	103,000	2,291,250
81	012500700200	Training And Man Power Department	1,200,000	97,000	-	24,000	65,500	-	-	-	-	-	13,500	200,000
82	012500700300	Staff Development Centre	1,200,000	133,600	-	39,100	2,300	-	-	-	-	-	25,000	200,000
83	014000100100	Ekiti State Auditor General Office	26,000,000	3,836,600	-	429,595	991,420	2,590,000	-	-	-	-	1,527,385	9,375,000
84	014000100200	Pension And Grautities	600,000	60,000	-	40,000	40,000	60,000	-	-	-	-	-	200,000
85	014000100300	Government Account Management Units	600,000	60,000	-	40,000	40,000	60,000	-	-	-	-	-	200,000
86	014000100400	Auditing Of Secondary Schools In Ekiti	3,000,000	332,000	-	164,000	328,000	376,000	-	-	-	-	-	1,200,000
87	014000100500	Monitoring And Special Audit Department	1,200,000	100,000	-	80,000	100,000	-	-	-	-	-	120,000	400,000
88	014000200100	Local Government Auditor General Office	5,500,000	300,000	-	700,000	600,000	817,500	-	-	-	-	100,000	2,517,500
89	014000300100	Ekiti State Audit Service Commission	18,000,000	1,400,000	-	1,000,000	200,000	400,000	-	-	-	-	-	3,000,000
90	014500100100	Public Complaint Commission	428,532	26,793	-	42,869	32,152	26,793	-	-	-	-	21,393	150,000
91	014700100100	Ekiti State Civil Service Commission	25,000,000	721,100	-	535,000	156,400	-	-	-	-	-	5,127,500	6,540,000
92	014700100200	Personnel Department	1,500,000	141,800	-	61,200	17,000	-	-	-	-	-	20,000	240,000

S/NO	ADMINISTRATIVE Code	MINISTRY DEPARTMENT AND AGENCY	OVERHEAD TOTAL ESTIMATE	TRAVEL & TRANSPORT - GENERAL	UTILITIES - GENERAL	MATERIALS & SUPPLIES - GENERAL	MAINTENANCE SERVICES - GENERAL	TRAINING - GENERAL	OTHER SERVICES - GENERAL	CONSULTING & PROFESSIONAL SERVICES - GENERAL	FUEL & LUBRICANTS - GENERAL	FINANCIAL CHARGES - GENERAL	MISCELLANEOUS EXPENSES GENERAL	ACTUAL TOTAL
			N	N	N	N	N	N	N	N	N	N	N	N
93	014700100300	Appointment Department	1,500,000	130,000	-	35,900	42,600	-	-	-	-	-	31,500	240,000
94	014800100100	Ekiti State Independence Electoral Commission	12,000,000	1,673,000	-	200,000	67,000	40,000	-	-	-	-	20,000	2,000,000
95	016100100100	Secretary To The State Government	42,200,000	1,467,879	-	2,045,455	5,412,576	737,879	-	-	-	-	6,336,212	16,000,000
96	016101300200	Political And Economic Affairs	1,268,802,000	224,111	-	1,232,400	1,780,000	269,998	-	-	-	-	782,159,418	785,665,926
97	016101300300	Economic P & E	1,200,000	-	-	-	-	-	-	-	-	-	400,000	400,000
98	016101300400	Political And Inter-Party	23,500,000	1,304,040	-	566,970	465,475	343,636	-	-	-	-	2,319,879	5,000,000
99	016101300500	Quarterly Legislative Executive	600,000	-	-	-	-	-	-	-	-	-	200,000	200,000
100	016101300600	Policy And Strategy	600,000	-	-	-	-	-	-	-	-	-	200,000	200,000
101	016101300700	NIREC	2,400,000	700,000	-	-	-	-	-	-	-	-	-	700,000
102	016101300800	Parastatals Affair Department	6,000,000	823,377	-	203,160	173,160	71,429	-	-	-	-	728,874	2,000,000
103	016101700100	Cabinet And Special Services	60,000,000	2,000,000	-	1,620,000	-	220,000	6,750,000	-	-	-	9,000,800	19,590,800
104	016101700300	Ekiti State Security Trust Fund	5,000,000	800,000	-	-	-	-	-	-	-	-	-	800,000
105	016101700400	Maintenance of Exco Chamber	2,228,000	-	-	216,000	545,600	-	-	-	-	-	-	761,600
		TOTAL ADMINISTRATION SECTOR	6,545,349,982	671,589,070	141,457,549	398,313,632	433,111,033	144,413,808	384,233,391	105,000,000	336,190,000	23,400,000	1,175,808,577	3,813,517,059
														-
106	021500100100	Ministry Of Agriculture And Food Security	26,580,000	2,722,000	-	130,000	219,000	137,000	-	-	-	-	1,367,000	4,575,000
107	021510200100	Agricultural Development Programme	5,000,000	545,000	-	55,000	-	-	-	-	-	-	400,000	1,000,000
108	021510900100	Ekiti State Forestry Commission	10,829,000	510,000	-	20,000	45,000	20,000	2,239,070	-	-	-	5,000	2,839,070
109	021511000100	Fountain Marketing Agricultural Agency	3,000,000	404,000	-	-	55,200	12,000	-	-	-	-	28,800	500,000
110	021511500100	Monitoring And Task Force On Forestry Activities	342,000	100,000	-	-	100,000	-	-	-	-	-	-	200,000
111	021511600100	Fadama Project	500,000	60,000	-	110,000	-	-	-	-	-	-	30,000	200,000
112	021511700100	Directorate Of Farm Settlement And Peasant Farmer Devt.	1,500,000	85,000	-	25,000	90,000	-	-	-	-	-	-	200,000
113	021511800100	Ekiti State Rural Access And Agricultural Marketing Project (Raamp)	1,200,000	100,000	120,000	140,000	80,000	120,000	-	-	-	-	140,000	700,000
114	022000100100	Ministry Of Finance	7,889,014,542	9,155,000	84,999,998	1,297,500	1,750,000	-	4,519,119,031	-	-	-	64,767,500	4,681,089,029
115	022000100200	State Revenue And Investment	3,000,000	150,000	-	275,000	300,000	-	-	-	-	-	125,000	850,000
116	022000100300	Fiscal Committee Secretariat	10,800,000	350,000	-	379,000	325,000	-	-	-	-	-	3,446,000	4,500,000
117	022000100400	Expenditure Department	4,200,000	72,000	-	303,000	290,000	-	-	-	-	-	1,085,000	1,750,000
118	022000100500	State Finance Department	3,000,000	250,000	-	400,000	450,000	-	-	-	-	-	150,000	1,250,000
119	022000100600	State Wide Revenue Committee	5,400,000	625,000	-	667,500	750,000	-	-	-	-	-	207,500	2,250,000
120	022000100700	State Fiscal Efficiency Unit	3,000,000	250,000	-	400,000	450,000	-	-	-	-	-	150,000	1,250,000



S/NO	ADMINISTRATIVE Code	MINISTRY DEPARTMENT AND AGENCY	OVERHEAD TOTAL ESTIMATE	TRAVEL & TRANSPORT - GENERAL	UTILITIES - GENERAL	MATERIALS & SUPPLIES - GENERAL	MAINTENANCE SERVICES - GENERAL	TRAINING - GENERAL	OTHER SERVICES - GENERAL	CONSULTING & PROFESSIONAL SERVICES - GENERAL	FUEL & LUBRICANTS - GENERAL	FINANCIAL CHARGES - GENERAL	MISCELLANEOUS EXPENSES GENERAL	ACTUAL TOTAL
			N	N	N	N	N	N	N	N	N	N	N	N
121	022000100800	Community Of Public Finance Committee	3,000,000	250,000	-	400,000	450,000	-	-	-	-	-	150,000	1,250,000
122	022000100900	Sftas Related Activities	3,000,000	250,000	-	400,000	450,000	-	-	-	-	-	150,000	1,250,000
123	022000200100	Debt Management Office	2,760,000	300,000	-	370,000	300,000	-	-	-	-	-	180,000	1,150,000
124	022000700100	Office Of The Accountant General	87,489,565	5,000,000	-	9,226,300	7,891,835	3,614,300	95,553,416	-	-	-	15,871,352	137,157,203
125	022000700200	Main Accounts Department	3,000,000	250,000	-	200,000	180,000	100,000	-	-	-	-	520,000	1,250,000
126	022000700300	Ipsas Streering Coommittee	1,440,000	150,000	-	130,000	120,000	50,000	-	-	-	-	150,000	600,000
127	022000700400	Central Pay Office	1,800,000	250,000	-	110,000	110,000	100,000	-	-	-	-	180,000	750,000
128	022000700500	Management Service Department	2,400,000	380,000	-	240,000	200,000	60,000	-	-	-	-	120,000	1,000,000
129	022000700600	Implemetation Of Treasury Single Accounts	5,400,000	500,000	-	750,000	470,000	300,000	-	-	-	-	230,000	2,250,000
130	022000700700	Funds Management	3,000,000	400,000	-	230,000	220,000	60,000	-	-	-	-	340,000	1,250,000
131	022000700800	State Integrated Financial Management	3,000,000	300,000	-	370,000	220,000	100,000	-	-	-	-	260,000	1,250,000
132	022000700900	Projects Financial Management Units	3,000,000	50,000	-	70,000	55,000	50,000	-	-	-	-	75,000	300,000
133	022000701000	Nigeria Civil Defence Corps	-	-	-	-	-	-	-	-	-	-	-	-
134	022000701100	Central Internal Audit	14,500,000	1,807,500	-	243,700	273,500	83,300	-	-	-	-	92,000	2,500,000
135	022000800100	Ekiti State Board Of Internal Revenue Service	509,743,160	35,000,000	-	4,500,000	20,000,000	5,000,000	36,840,000	286,801,840	-	-	6,000,000	394,141,840
136	022000800200	Signage And Advertisement Agency	22,500,000	2,008,000	-	96,000	2,300,000	-	-	-	-	-	8,444,000	12,848,000
137	022000800300	Ekiti State Lotteries Commission	6,000,000	879,000	-	197,000	803,000	-	-	-	-	-	621,000	2,500,000
138	022200100100	Ministry Of Investment, Trade And Innovations	12,200,000	3,090,542	-	56,000	192,000	-	-	-	-	-	551,400	3,889,942
139	022200100200	Steering Committee On Social Investment	1,738,784	314,000	-	60,000	20,000	-	-	-	-	-	106,000	500,000
140	022200600100	Cooperative Department & Coop. College Ijero Ekiti	1,080,000	45,000	-	22,000	33,000	-	-	-	-	-	80,000	180,000
141	022200900100	Technical Adviser On Ekiti Knowledge Zone	5,720,750	197,000	-	55,000	222,500	-	-	-	-	-	25,500	500,000
142	022201000100	Monitoring And Supervision Of Cooperative Societies	600,000	40,000	-	14,000	-	-	-	-	-	-	46,000	100,000
143	022201800100	State Cooperative Advisory Board	600,000	40,000	-	14,000	-	-	-	-	-	-	46,000	100,000
144	022205200100	Ekiti State Investment Promotion Agency	30,000,000	1,498,000	-	737,500	107,700	473,500	1,570,000	-	-	-	1,174,800	5,561,500
145	022205200300	Social Investment Coordinating office	2,000,000	510,000	-	10,000	13,000	5,000	-	-	-	-	12,000	550,000
146	022700100100	Bureau Of Employment, Labour And Productivity	4,600,000	350,000	-	10,000	200,000	-	-	-	-	-	240,000	800,000
147	022700500100	Ekiti State Social Security Scheme	822,800	140,000	-	45,000	28,500	-	-	-	-	-	106,500	320,000
148	022700600100	Human Capital Development	514,000	54,500	-	50,000	50,500	-	-	-	-	-	45,000	200,000
149	022700700100	Job Creation And Employment Agency	1,524,600	140,000	-	42,000	60,000	-	-	-	-	-	22,000	264,000
150	022700700200	Automation Centre	800,000	-	-	-	-	-	-	-	-	-	100,000	100,000

S/NO	ADMINISTRATIVE Code	MINISTRY DEPARTMENT AND AGENCY	OVERHEAD TOTAL ESTIMATE	TRAVEL & TRANSPORT - GENERAL	UTILITIES - GENERAL	MATERIALS & SUPPLIES - GENERAL	MAINTENANCE SERVICES - GENERAL	TRAINING - GENERAL	OTHER SERVICES - GENERAL	CONSULTING & PROFESSIONAL SERVICES - GENERAL	FUEL & LUBRICANTS - GENERAL	FINANCIAL CHARGES - GENERAL	MISCELLANEOUS EXPENSES GENERAL	ACTUAL TOTAL
			N	N	N	N	N	N	N	N	N	N	N	N
151	022800100100	Bureau Of Information, Communication And Technology (ICT)	8,661,000	443,400	767,000	34,900	88,700	-	-	-	-	-	46,000	1,380,000
152	023100100100	Ekiti State Electricity Board	100,000,000	742,600	-	36,400	292,500	121,000	-	-	51,747,000	-	-	52,939,500
153	023100100200	Monitoring Of Government House Premises/Town	171,000	100,000	-	-	-	-	-	-	-	-	-	100,000
154	023100100300	Ekiti State Office Of Energy Matters	7,817,000	220,000	-	250,000	130,000	-	-	-	-	-	100,000	700,000
155	023300100100	Ekiti State Mineral Resources Development Agency	2,000,000	37,500	-	89,000	29,000	-	-	-	-	-	244,500	400,000
156	023305100100	Mineral Resources And Environmental Committee	2,000,000	60,000	-	16,000	-	-	-	-	0	-	324,000	400,000
157	023400100100	Ministry Of Works And Transportation	8,802,300	300,000	-	870,000	170,000	80,000	-	-	-	-	80,000	1,500,000
158	023400100200	Planning Research And Statistics	577,500	100,000	-	-	-	-	-	-	-	-	-	100,000
159	023400100300	Ekiti State Traffic Management Agency	30,000,000	448,000	-	158,000	728,000	11,475,000	-	-	-	-	66,000	12,875,000
160	023400100400	Ekiti State Public Works Corporation	1,440,000	120,000	-	160,000	200,000	40,000	-	-	-	-	40,000	560,000
161	023400100500	Department Of Public Transportation	1,000,000	200,000	-	-	-	-	-	-	-	-	-	200,000
162	023400100600	Ekiti State International Cargo Airport	1,440,000	-	-	-	-	-	-	-	-	-	-	-
163	023600100100	Ministry Of Arts, Culture And Tourism Development	10,300,000	600,000	-	120,000	240,000	50,000	3,740,000	-	-	-	190,000	4,940,000
164	023600100200	Tourism Department	514,200	205,000	-	20,000	40,000	15,000	-	-	-	-	20,000	300,000
165	023600100300	Council For Art And Culture	1,295,514	320,000	-	113,520	-	47,300	-	-	-	-	19,180	500,000
166	023800100100	Ministry Of Budget And Economic Planning	231,169,766	12,169,766	-	10,450,000	8,700,000	2,750,000	40,000,000	14,590,234	-	-	4,300,000	92,960,000
167	023800100200	Multi-Lateral Department	1,200,000	50,000	-	22,000	59,000	60,000	-	-	-	-	9,000	200,000
168	023800100300	Project Evaluation Committee	900,000	20,000	-	90,000	5,000	-	-	-	-	-	35,000	150,000
169	023800100400	Economic Development Council	5,000,000	60,000	-	40,000	40,000	10,000	-	-	-	-	-	150,000
170	023800100500	Devt. Planning & Strategy Committee	600,000	20,000	-	26,000	32,000	12,000	-	-	-	-	10,000	100,000
171	023800100600	Budget Department	4,000,000	10,000	-	410,000	110,000	-	-	-	-	-	10,000	540,000
172	023800100700	Budget Monitoring Committee	3,000,000	20,000	-	367,500	110,000	-	-	-	-	-	-	497,500
173	023800100800	State Projects Monitoring & Evaluation	1,200,000	50,000	-	80,000	50,000	-	-	-	-	-	20,000	200,000
174	023800100900	Sustainable Igr Committee	3,234,000	50,000	-	284,000	50,000	-	-	-	-	-	176,000	560,000
175	023800101000	Development Partners & Aids Coordinating Secretariat	600,000	22,000	-	50,000	28,000	-	-	-	-	-	-	100,000
176	023800101100	Medium Term Expenditure Framework Secretariat	1,200,000	54,546	-	45,456	45,454	27,272	-	-	-	-	27,272	200,000
177	023800101200	State Committee On Food & Nutrition	600,000	42,000	-	18,000	20,000	-	-	-	-	-	20,000	100,000
178	023800101300	Budget Tracking And Automation	600,000	18,000	-	73,000	9,000	-	-	-	-	-	-	100,000
179	023800101400	Home Grown School Feeding	3,000,000	360,000	-	60,000	60,000	-	-	-	-	-	20,000	500,000
180	023800101500	Activities Of The National Cash Transfer Office	600,000	20,000	-	36,000	24,000	-	-	-	-	-	20,000	100,000

S/NO	ADMINISTRATIVE Code	MINISTRY DEPARTMENT AND AGENCY	OVERHEAD TOTAL ESTIMATE	TRAVEL & TRANSPORT - GENERAL	UTILITIES - GENERAL	MATERIALS & SUPPLIES - GENERAL	MAINTENANCE SERVICES - GENERAL	TRAINING - GENERAL	OTHER SERVICES - GENERAL	CONSULTING & PROFESSIONAL SERVICES - GENERAL	FUEL & LUBRICANTS - GENERAL	FINANCIAL CHARGES - GENERAL	MISCELLANEOUS EXPENSES GENERAL	ACTUAL TOTAL
			N	N	N	N	N	N	N	N	N	N	N	N
181	023800101600	Youth Employment And Social Support Operation (YESSO)	900,000	60,000	-	40,000	40,000	10,000	-	-	-	-	-	150,000
182	023800101700	Dawn Commission Related Activities / Interface with Allied Body on FSP/MTEF	2,000,000	381,818	-	4,546	5,454	8,182	-	-	-	-	-	400,000
183	023800101800	N-Power	600,000	20,000	-	36,000	24,000	-	-	-	-	-	20,000	100,000
184	023800101900	Budget Reconciliation Committee	600,000	-	-	64,000	-	-	-	-	-	-	36,000	100,000
185	023800102000	Ipsas Platform Development And Related Activities	2,000,000	60,000	-	80,000	40,000	188,000	-	-	-	-	32,000	400,000
186	023800102100	Nec And Other Related Activities Inter-Ministerial Project Monitoring Task Force	3,000,000	500,000	-	-	-	-	-	-	-	-	-	500,000
187	023800102200	Automated Project Monitoring Information System	1,200,000	60,000	-	40,000	60,000	-	-	-	-	-	40,000	200,000
188	023800102300	Project Monitoring Committee	600,000	8,000	-	84,000	8,000	-	-	-	-	-	-	100,000
189	023800102400	Newly Created Mdas	2,400,000	10,000	-	200,000	10,000	-	-	-	-	-	180,000	400,000
190	023800102500	State CARES Coordinating Unit (SCCU)	67,616,723	-	-	18,000,000	-	-	-	-	-	-	-	18,000,000
191	023800102600	State Operations Coordinating Unit (SOCU)	70,000,000	-	-	-	-	-	-	-	-	-	-	-
192	023800102700	State Bureau Of Statistics	3,000,000	-	-	-	-	-	-	-	-	-	-	-
193	023800200100	Fiscal Responsibility Commission Monitoring And Evaluation (Fiscal Responsibility Commission)	10,000,000	451,200	-	108,950	26,550	-	-	-	69,800	-	143,500	800,000
194	025000100100	Ekiti State Water Corporation	8,593,516	1,148,000	-	64,800	212,200	-	-	-	-	-	75,000	1,500,000
195	025000100200	State Rural Water Supply And Sanitation Agency	3,344,766	975,000	-	657,000	-	-	-	-	-	-	-	1,632,000
196	025200100100	Ministry Of Housing And Urban Development	20,728,933	100,000	-	110,000	300,000	381,000	320,000	2,500,000	10,000,000	-	70,000	13,781,000
197	025200100200	Planning Permit Agency	1,197,009	45,000	-	23,000	176,000	-	-	-	-	-	256,000	500,000
198	025300000000	Physical Planning And Development Matters	60,464,604	2,220,000	-	174,000	248,000	-	5,429,567	-	-	-	88,000	8,159,567
199	025300100200	Deeds Registry	477,308	120,000	-	-	30,000	-	-	-	-	-	30,000	180,000
200	025300100300	Ekiti State Housing Corporation	447,757	90,000	-	-	30,000	-	-	-	-	-	30,000	150,000
201	025300100400	Bureau Of Lands	448,742	30,000	-	30,000	20,000	10,000	-	-	-	-	10,000	100,000
202	025301000100	Office Of Surveyor General	12,500,000	1,500	-	51,500	104,000	-	-	-	-	-	600,617	757,617
203	026000100100	Control Monitoring And Field Charting	20,000,000	10,250,709	-	40,000	56,000	-	-	-	-	-	68,200	10,414,909
204	026000100200	Urban Renewal Agency	1,443,270	209,000	-	21,000	40,000	30,000	-	-	-	-	-	300,000
205	026000100300	Geospatial Data	447,757	73,000	-	-	20,000	7,000	-	-	-	-	-	100,000
206	026000100400	Ministry Of Infrastructure And Public Utilities	6,000,000	266,900	-	25,500	75,100	7,500	-	-	-	-	25,000	400,000
207	026000100500		2,000,000	51,000	-	6,000	16,000	5,000	-	-	-	-	22,000	100,000
208	026100100100		4,808,000	933,600	-	536,400	370,000	50,000	-	-	-	-	310,000	2,200,000

S/NO	ADMINISTRATIVE Code	MINISTRY DEPARTMENT AND AGENCY	OVERHEAD TOTAL ESTIMATE	TRAVEL & TRANSPORT - GENERAL	UTILITIES - GENERAL	MATERIALS & SUPPLIES - GENERAL	MAINTENANCE SERVICES - GENERAL	TRAINING - GENERAL	OTHER SERVICES - GENERAL	CONSULTING & PROFESSIONAL SERVICES - GENERAL	FUEL & LUBRICANTS - GENERAL	FINANCIAL CHARGES - GENERAL	MISCELLANEOUS EXPENSES GENERAL	ACTUAL TOTAL
			N	N	N	N	N	N	N	N	N	N	N	N
209	026100100200	Ekiti State Fire Services	3,600,000	373,000	-	8,000	554,000	250,000	-	-	-	-	15,000	1,200,000
210	026100100300	Transmission Company Of Nigeria Projects (TCN)	4,000,000	585,500	-	192,000	60,000	-	-	-	-	-	162,500	1,000,000
211	026100100500	Ekiti State Water Supply, Sanitation and Hygiene Dept	2,000,000	-	-	-	-	-	-	-	-	-	-	-
212	026100100400	Ekiti State Water Sector Regulatory Agency	2,000,000	-	-	-	-	-	-	-	-	-	-	-
		TOTAL ECONOMIC SECTOR	9,452,939,866	105,457,580	85,886,998	57,366,972	53,660,693	25,919,354	4,704,811,085	303,892,075	61,816,800	-	115,831,121	5,514,642,678
														-
213	031800100100	The Judiciary	-	-	-	-	-	-	-	-	-	-	-	-
214	031801100100	Ekiti State Judicial Service Commission	-	-	-	-	-	-	-	-	-	-	-	-
215	032600000000	Ministry Of Justice	120,000,000	4,134,651	-	557,437	469,936	-	-	119,000,000	-	10,500,000	237,977	134,900,000
216	032600100100	Ekiti State Citizen's Right	1,700,000	75,000	-	195,000	150,000	90,000	-	-	-	-	90,000	600,000
217	032600100200	Office Of Public Defender	2,500,000	133,200	-	66,800	44,000	-	-	-	-	56,000	-	300,000
218	032600100300	Ekiti State Law Reform Commission	3,000,000	112,000	-	41,000	147,000	10,000	-	-	-	-	90,000	400,000
		TOTAL LAW & JUSTICE SECTOR	127,200,000	4,454,851	-	860,237	810,936	100,000	-	119,000,000	-	10,556,000	417,977	136,200,000
														-
219	045102100100	Ministry Of Regionaland Special Duties	3,600,000	840,000	-	60,000	80,000	-	-	-	-	-	100,000	1,080,000
220	045102100200	Serve EKS Steering Committee	120,000	7,500	-	-	7,500	-	-	-	-	-	5,000	20,000
221	045102100300	Serve EKS	960,000	109,000	-	12,750	22,250	-	-	-	-	-	16,000	160,000
222	045102100400	Subvention To Dawn Commission	-	-	-	-	-	-	-	-	-	-	-	-
		TOTAL REGIONAL SECTOR	4,680,000	956,500	-	72,750	109,750	-	-	-	-	-	121,000	1,260,000
														-
223	051300100100	Ministry Of Youth And Sport Development	21,500,000	275,500	-	69,000	408,000	-	-	-	-	-	447,500	1,200,000
224	051300100200	Ekiti State United Football Club	-	-	-	-	-	-	-	-	-	-	-	-
225	051300100300	Ekiti Queens Football Club	-	-	-	-	-	-	-	-	-	-	-	-
226	051305100100	Youth Development	1,800,000	60,000	-	40,000	30,000	30,000	-	-	-	-	120,000	280,000
227	051305200100	Ekiti State Sport Council	24,000,000	388,000	-	146,000	94,300	15,000	-	-	-	-	2,206,700	2,850,000
228	051305300100	Ekiti State Office Of Disability	36,000,000	172,000	-	20,000	10,000	-	5,055,625	-	-	-	98,000	5,355,625
229	051400100100	Ministry Of Women Affairs, Gender Empowerment And Social Welfare	280,000,000	715,000	-	101,000	83,000	-	1,800,000	-	-	-	6,226,000	8,925,000
230	051400200100	Women Development Centre	600,000	30,000	-	10,000	35,000	5,000	-	-	-	-	20,000	100,000
231	051400300100	State Child's Right Implementation	1,200,000	95,000	-	35,000	40,000	10,000	-	-	-	-	20,000	200,000
232	051400400100	Government Pupils In Children Home Nur/Pry	1,200,000	90,000	-	40,000	40,000	10,000	-	-	-	-	20,000	200,000

S/NO	ADMINISTRATIVE Code	MINISTRY DEPARTMENT AND AGENCY	OVERHEAD TOTAL ESTIMATE	TRAVEL & TRANSPORT - GENERAL	UTILITIES - GENERAL	MATERIALS & SUPPLIES - GENERAL	MAINTENANCE SERVICES - GENERAL	TRAINING - GENERAL	OTHER SERVICES - GENERAL	CONSULTING & PROFESSIONAL SERVICES - GENERAL	FUEL & LUBRICANTS - GENERAL	FINANCIAL CHARGES - GENERAL	MISCELLANEOUS EXPENSES GENERAL	ACTUAL TOTAL
			N	N	N	N	N	N	N	N	N	N	N	N
233	051400500100	Sexual Assaulted Centre (SAC)	1,200,000	95,000	-	70,000	35,000	-	-	-	-	-	-	200,000
234	051400600100	Gender Empowerment And Social Mobilization	4,462,613	-	-	-	500,000	-	500,000	-	-	-	1,000,000	2,000,000
235	051700100100	Ministry Of Education, Science And Technology	360,300,000	1,194,800	-	55,200	-	-	268,026,700	-	-	-	-	269,276,700
236	051700100200	Monitoring Of Public Schools	1,000,000	200,000	-	-	-	-	-	-	-	-	-	200,000
237	051700100300	Monitoring Of Technical Colleges	600,000	100,000	-	-	-	-	-	-	-	-	-	100,000
238	051700100400	Ekiti State Libabry Board	2,160,000	410,000	40,000	73,000	72,000	30,000	-	-	-	-	105,000	730,000
239	051700100500	Education Trust Funds	1,440,000	140,000	-	28,000	48,000	14,000	-	-	-	-	10,000	240,000
240	051700100600	State Universal Basic Education Board	25,000,271	1,430,800	-	166,000	71,500	145,000	-	-	-	-	2,186,700	4,000,000
241	051700100700	Subeb Staff Housing Loans Board	498,505	25,700	-	38,300	24,000	-	-	-	-	-	12,000	100,000
242	051701000100	Agency For Adult And Non Formal Education	30,000,000	257,000	-	53,480	28,520	-	-	-	-	-	11,000	350,000
243	051702600100	School Of Agriculture And Enterprise Agency	1,200,000	50,000	-	50,000	80,000	-	-	-	-	-	20,000	200,000
244	051702600200	Ekiti State University	-	-	-	-	-	-	-	-	-	-	-	-
245	051702600300	Bamidele Olumilua University of Education	-	-	-	-	-	-	-	-	-	-	-	-
246	051702600400	Ekiti State College Of Health Science And Technology, Ijero Ekiti	-	-	-	-	-	-	-	-	-	-	-	-
247	051702600500	Ekiti State College Of Agriculture, Isan Ekiti	-	-	-	-	-	-	-	-	-	-	-	-
248	051705300100	Ekiti State Board For Technical And Vocational Education	19,880,000	120,000	-	100,000	180,000	-	2,277,200	-	-	-	80,000	2,757,200
249	051705400100	Ekiti State Scholarship Board	100,000,000	196,200	-	10,000	164,300	-	-	-	-	-	29,500	400,000
250	051705500100	Ekiti State Teaching Service Commission	18,200,000	1,700,000	-	208,000	261,450	-	3,330,550	-	-	-	40,000	5,540,000
251	051705500200	Office Of The Tutor General (Ekiti Central Senatorial District)	600,000	40,000	-	18,000	35,000	-	-	-	-	-	7,000	100,000
252	051705500300	Office Of The Tutor General (Ekiti South Senatorial District)	600,000	40,000	-	18,000	35,000	-	-	-	-	-	7,000	100,000
253	051705500400	Office Of The Tutor General (Ekiti North Senatorial District)	600,000	40,000	-	18,000	35,000	-	-	-	-	-	7,000	100,000
254	051705600100	Teaching Service Commision Loans Board	600,000	28,000	-	24,000	24,000	-	-	-	-	-	24,000	100,000
255	052100100100	Ministry Of Health And Human Services	12,000,000	936,000	-	220,000	220,000	-	-	-	-	-	624,000	2,000,000
256	052100200100	Ekiti State Health Insurance Scheme	660,000	38,000	-	28,500	33,500	-	-	-	-	-	-	100,000
257	052100200200	Ekiti State Health Insurance Scheme Committee Members	660,000	-	-	-	-	-	-	-	-	-	100,000	100,000
258	052100300100	Primary Healthcare Development	10,000,000	1,130,000	-	30,000	-	-	-	-	-	-	-	1,160,000
259	052100400100	Maintenance Of Health Data Bank	660,000	30,000	-	50,000	20,000	-	-	-	-	-	-	100,000
260	052100500100	Monitoring Of Health Centre	600,000	100,000	-	-	-	-	-	-	-	-	-	100,000

S/NO	ADMINISTRATIVE Code	MINISTRY DEPARTMENT AND AGENCY	OVERHEAD TOTAL ESTIMATE	TRAVEL & TRANSPORT - GENERAL	UTILITIES - GENERAL	MATERIALS & SUPPLIES - GENERAL	MAINTENANCE SERVICES - GENERAL	TRAINING - GENERAL	OTHER SERVICES - GENERAL	CONSULTING & PROFESSIONAL SERVICES - GENERAL	FUEL & LUBRICANTS - GENERAL	FINANCIAL CHARGES - GENERAL	MISCELLANEOUS EXPENSES GENERAL	ACTUAL TOTAL
			N	N	N	N	N	N	N	N	N	N	N	N
261	052102600100	Ekiti State University Teaching Hospital	-	-	-	-	-	-	-	-	-	-	-	-
262	052110200100	Hospital Management Board	80,000,000	90,000	-	10,000	40,000	23,000	63,710,111	-	-	-	37,000	63,910,111
263	052110300100	Medical Mission	447,757	40,000	-	10,000	20,000	10,000	-	-	-	-	20,000	100,000
264	052110400100	Central Medical Stores ( EKITI DRUGS HEALTH SUPPLIES MANAGEMENT (EKSDMA))	1,200,000	79,000	-	49,000	21,550	-	-	-	-	-	50,450	200,000
265	053500100100	Ministry Of Environment	12,850,000	300,600	-	134,000	256,400	-	5,012,000	-	-	-	309,000	6,012,000
266	053500100200	Monthly Sanitation Exercise	3,514,286	1,400,000	-	-	-	-	-	-	-	-	-	1,400,000
267	053501600100	State Environmental Protection Agency	2,500,000	190,500	-	84,500	20,000	15,000	-	-	-	-	90,000	400,000
268	053505300100	Ekiti State Waste Management Board	162,746,000	536,667	-	30,000	-	-	66,512,500	-	-	-	400,000	67,479,167
269	055100100100	Ministry Of Local Government Affairs	4,000,000	233,000	-	74,000	253,000	40,000	-	-	-	-	-	600,000
270	055100200100	Bureau Of Chieftaincy Affairs	4,200,000	122,000	-	204,000	254,000	-	-	-	-	-	120,000	700,000
271	055100200200	Ekiti State Council Of Obas	11,500,000	1,085,000	-	-	-	-	-	-	-	-	2,245,172	3,330,172
272	055100300100	Bureau Of Rural And Community Development	2,000,000	266,000	-	30,000	104,000	-	-	-	-	-	-	400,000
273	055100300200	Community Development	1,200,000	132,000	-	21,000	47,000	-	-	-	-	-	-	200,000
274	055100300300	Rural Development	2,400,000	280,000	-	28,000	92,000	-	-	-	-	-	-	400,000
		TOTAL SOCIAL SECTOR	1,247,779,431	14,881,767	40,000	2,393,980	3,715,520	347,000	416,224,686	-	-	-	16,693,022	454,295,975
			-											-
		SUMMARY OF OVERHEAD ON SECTORS												-
A		ADMINISTRATION SECTOR	6,545,349,982	671,589,070	141,457,549	398,313,632	433,111,033	144,413,808	384,233,391	105,000,000	336,190,000	23,400,000	1,175,808,577	3,813,517,059
B		ECONOMIC SECTOR	9,452,939,866	105,457,580	85,886,998	57,366,972	53,660,693	25,919,354	4,704,811,085	303,892,075	61,816,800	-	115,831,121	5,514,642,678
C		LAW AND JUSTICE SECTOR	127,200,000	4,454,851	-	860,237	810,936	100,000	-	119,000,000	-	10,556,000	417,977	136,200,000
D		REGIONAL SECTOR	4,680,000	956,500	-	72,750	109,750	-	-	-	-	-	121,000	1,260,000
E		SOCIAL SECTOR	1,247,779,431	14,881,767	40,000	2,393,980	3,715,520	347,000	416,224,686	-	-	-	16,693,022	454,295,975
		GRAND TOTAL	17,377,949,279	797,339,768	227,384,547	459,007,571	491,407,932	170,780,162	5,505,269,162	527,892,075	398,006,800	33,956,000	1,308,871,696	9,919,915,711

**SUPPLEMENTARY NOTE 11: SUBVENTION GRANTS**

S/NO	ADMINISTRATIVE Code	MINISTRY DEPARTMENT AND AGENCY	APPROVED BUDGET	ACTUAL JAN - JUN 2022	VARIANCE
			N	N	N
1	011100100100	Government House And Protocol	25,000,000	-	25,000,000
2	011100100200	Deputy Governor's Office	31,000,000	14,920,200	16,079,800
4	011102100500	Ekiti State Liaison Office Lagos	106,000	50,000	56,000
5	012300100100	Ministry Of Information And Value Orientation	5,000,000	2,880,000	2,120,000
7	012500600100	Office Of Establishment And Service Matters	4,000,000	-	4,000,000
8	012500600800	Nigeria Legion	2,400,000	1,150,000	1,250,000
		<b>TOTAL ADMINISTRATION SECTOR</b>	<b>67,506,000</b>	<b>19,000,200</b>	<b>48,505,800</b>
9	022000701000	Nigeria Civil Defence Corps	7,000,000	3,499,998	3,500,002
		<b>TOTAL ECONOMIC SECTOR</b>	<b>7,000,000</b>	<b>3,499,998</b>	<b>3,500,002</b>
10	031800100100	The Judiciary	1,287,750,270	520,911,812	766,838,458
11	031801100100	Ekiti State Judicial Service Commission	350,000,000	46,919,591	303,080,409
		<b>TOTAL ECONOMIC SECTOR</b>	<b>1,637,750,270</b>	<b>567,831,403</b>	<b>1,069,918,867</b>
13	045102100400	Subvention To Dawn Commission	40,000,000	20,000,000	20,000,000
		<b>TOTAL REGIONAL SECTOR</b>	<b>40,000,000</b>	<b>20,000,000</b>	<b>20,000,000</b>
14	051300100200	Ekiti State United Football Club	60,000,000	33,800,000	26,200,000
15	051300100300	Ekiti Queens Football Club	12,000,000	5,000,000	7,000,000
16	051700100100	Ministry Of Education, Science And Technology	2,000,000	-	2,000,000
17	051702600200	Ekiti State University	3,185,402,871	2,149,447,748	1,035,955,122
18	051702600300	Bamidele Olumilua University of Education	2,110,423,600	1,670,382,778	440,040,822
19	051702600400	Ekiti State College Of Health Science And Technology, Ijero Ekiti	464,278,895	347,743,087	116,535,808
20	051702600500	Ekiti State College Of Agriculture, Isan Ekiti	500,000,000	200,568,415	299,431,585
21	052102600100	Ekiti State University Teaching Hospital	2,260,000,000	1,611,331,322	648,668,678
		<b>TOTAL SOCIAL SECTOR</b>	<b>8,594,105,366</b>	<b>6,018,273,351</b>	<b>2,575,832,015</b>
		<b>SUMMARY OF GANTS &amp; SUBVENTIONS ON SECTORS</b>	<b>-</b>	<b>-</b>	<b>-</b>
	<b>A</b>	<b>ADMINISTRATION SECTOR</b>	<b>67,506,000</b>	<b>75,900,652</b>	<b>(8,394,652)</b>
	<b>B</b>	<b>ECONOMIC SECTOR</b>	<b>7,000,000</b>	<b>3,499,998</b>	<b>3,500,002</b>
	<b>C</b>	<b>LAW AND JUSTICE SECTOR</b>	<b>1,637,750,270</b>	<b>567,831,403</b>	<b>1,069,918,867</b>
	<b>D</b>	<b>REGIONAL SECTOR</b>	<b>40,000,000</b>	<b>-</b>	<b>40,000,000</b>
	<b>E</b>	<b>SOCIAL SECTOR</b>	<b>8,594,105,366</b>	<b>6,334,519,735</b>	<b>2,259,585,631</b>
		<b>GRAND TOTAL</b>	<b>10,346,361,636</b>	<b>6,981,751,788</b>	<b>3,364,609,849</b>

**SUPPLEMENTARY NOTE 12A: SCHEDULE OF PROPERTY, PLANT AND EQUIPMENT (PPE) & INVESTMENT PROPERTY**

	INVESTMENT PROPERTY	LAND	BUILDING	INFRASTRUCTURE	PLANT & MACHINERY	TRANSPORTATION EQUIPMENT	OFFICE EQUIPMENT	FURNITURES & FITTINGS	TOTAL
DEPRECIATION RATE	5%	0%	5%	5%	10%	20%	25%	20%	
	<b>N</b>	<b>N</b>	<b>N</b>	<b>N</b>	<b>N</b>	<b>N</b>	<b>N</b>	<b>N</b>	<b>N</b>
COST AS AT 1/1/2022	14,385,850,000	2,983,652,573	89,416,854,112	183,022,943,197	2,741,475,707	6,778,362,500	5,602,171,847	2,586,303,314	<b>307,517,613,250</b>
ADDITION (JAN - JUN) 2022	-	90,561,589	1,774,322,229	11,613,161,864	-	211,450,000	172,412,841	30,000,000	<b>13,891,908,524</b>
DISPOSAL		-	-	-		-	-	-	-
TRANSFER/ ADJUSTMENT		-	-	-	-	-	-	-	
<b>COST AS AT 30/06/2022</b>	14,385,850,000	3,074,214,162	91,191,176,342	194,636,105,061	2,741,475,707	6,989,812,500	5,774,584,688	2,616,303,314	321,409,521,773
<b>DEPRECIATION:</b>									-
DEPRECIATION AS AT 01/01/2022	2,157,877,500	-	28,248,139,016	34,676,846,970	1,093,078,460	4,982,106,831	3,358,738,772	1,975,179,436	76,491,966,986
CHARGE FOR THE PERIOD	359,646,250	-	2,279,779,409	4,865,902,627	137,073,785	698,981,250	721,823,086	261,630,331	9,324,836,738
DISPOSAL		-	-	-	-	-	-	-	-
<b>ACCUMULATED DEP. AS AT 30/06/2022</b>	2,517,523,750	-	30,527,918,425	39,542,749,597	1,230,152,246	5,681,088,081	4,080,561,858	2,236,809,768	85,816,803,723
<b>NET BOOK VALUE (30/06/2022)</b>	<b>11,868,326,250</b>	<b>3,074,214,162</b>	<b>60,663,257,917</b>	<b>155,093,355,465</b>	<b>1,511,323,462</b>	<b>1,308,724,419</b>	<b>1,694,022,830</b>	<b>379,493,546</b>	<b>235,592,718,050</b>

LESS:

NBV OF INVESTMENT PROPERTY (30/06/2022)	<b>11,868,326,250</b>
NBV OF PROPERTY PLANT & EQUIPMENT(30/06/2022)	<b>223,724,391,800</b>



**SUPPLEMENTARY NOTE 13A: OTHERS CAPITAL EXPENDITURE (CANNOT BE CLASSIFIED INTO PPE)**

S/NO	DETAILS	EXECUTING MDAs	2,022	
			<b>ACTUAL</b>	<b>N</b>
<b>1</b>	Payment for price water house cooper(PWC) for the forensic review of financial activities of college of Education Ikere Ekiti and Ekiti State University Teaching Hospital.	<b>MIN. OF FINANCE</b>	50,322,581	
	Payment for professional fees due to STAO an Audit and Accounting firm to carry out the special review Audit of Fountain Holding Ltd.	<b>"</b>	40,000,000	
	Payment for the engagement of consultant for the Automation/digitalization of the state expenditure process.	<b>"</b>	40,000,000	
	Payment for professional fees due to STAO an Audit and Accounting firm to carry out the special review Audit of Fountain Holding Ltd.(Balance payment)	<b>"</b>	8,709,677	
	Payment for the engagement of consultant for the Automation/digitalization of the state expenditure process.(Balance payment)	<b>"</b>	43,751,851	
				<b>182,784,109</b>
<b>2</b>	Payment for three delegates from state at the annual conference meeting of all deaf in Nigeria.	<b>OFFICE OF DISABILITY</b>	404,000	
				<b>404,000</b>
<b>3</b>	Maintaining facilities within the precincts of the Govt. House by Platinum Bean Concept Ltd.	<b>GOVT HOUSE &amp; PROTOCOL</b>	17,810,400	

	Maintenance of facilities within the precincts of Govt. House on Day to Day basis(Bal. payment)	„	17,810,400	
				<b>35,620,800</b>
<b>4</b>	Conduct of 2021 L/Govt. Council Election in Ekiti State (2nd Tranche)	<b>EKSIEC</b>	5,000,000	
				<b>5,000,000</b>
<b>5</b>	Hosting of official website of eks from may 2022 to may 2023	<b>BICT</b>	1,133,000	
				<b>1,133,000</b>
<b>6</b>	Fuelling of the Cold Chain store generator for three months	<b>PRIMARY HEALTH CARE</b>	1,675,500	
				<b>1,675,500</b>
<b>7</b>	Fumigation of Schools against COVID-19 and termite infestation of Public school across the state (1st tranche)	<b>MINISTRY OF BUDGET AND ECONOMIC PLANNING</b>	5,000,000	
	Fumigation of Schools against COVID-19 and termite infestation of Public school across the state (Balance payment)	„	5,000,000	

				<b>10,000,000</b>
<b>8</b>	Conduct of Ease of doing Business (EODB) survey	<b>EKITI STATE INVESTMENT PROMOTION AGENCY</b>	1,000,000	
	Engagement of National Eco Capital as Consultant to conduct ESIA for Ikun Diary Farm ( 1st Tranche)	„	10,024,500	
	Engagement of National Eco Capital as Consultant to conduct ESIA for Ikun Diary Farm	„	2,275,500	
				<b>13,300,000</b>
<b>9</b>	Ekiti State Cares project MEDA Reduce financing cost grant on overhead and it support DI !3:1	<b>MICROFINANCE &amp; ENTERPRISES DEV. AGENCY</b>	47,102,500	
				<b>47,102,500</b>
<b>10</b>	Ekiti State Cares project (Cash Transfer DL . I)	<b>SOCIAL INVESTMENT PROGRAMME</b>	120,000,000	
				<b>120,000,000</b>
<b>11</b>	Preparation of Ekiti Knowledge zone Model School for official handover	<b>KNOWLEGDE ZONE</b>	1,200,000	

				<b>1,200,000</b>
<b>12</b>	Ekiti State CARES project DL 1-1.4)	<b>EKCSDA</b>	305,000,000	
				<b>305,000,000</b>
<b>13</b>	Reimbursement to SDGs project Bank Account for Outstanding retention to Contractors (1st Tranche)	<b>SDGS</b>	11,000,000	
	Reimbursement to SDGs project Bank Account for Outstanding retention to Contractors (Balance payment)	<b>"</b>	3,081,380	
				<b>14,081,380</b>
<b>14</b>	Security reinforcement of stolen items	<b>REGIONAL &amp; SPECIAL DUTIES</b>	2,640,000	
				<b>2,640,000</b>

<b>15</b>	Payment towards Eks Cares project(Labour intensive public work.	<b>JOB CREATION</b>	74,620,500	
				<b>74,620,500</b>
<b>16</b>	Payment for Ekiti State Cares project Fadama Fund	<b>FADAMA</b>	230,000,000	
				<b>230,000,000</b>
<b>37</b>	PFMU	<b>NON-CAPITAL COST</b>	225,137,556	
				<b>225,137,556</b>
<b>38</b>	ETF	<b>NON-CAPITAL COST</b>	206,486,739	
				<b>206,486,739</b>
<b>39</b>	SUBEB	<b>NON-CAPITAL COST</b>	132,979,197	
				<b>132,979,197</b>
	<b>TOTAL</b>		<b>1,609,165,280</b>	<b>1,609,165,280</b>

**SUPPLEMENTARY NOTE 13B: NON- CAPITAL COST OF PROJECTS FINANCED BY AIDS & GRANTS**

S/NO	MDAs/DONORS	ACTUAL 2022	MID YEAR ESTIMATE 2022	VARIANCE
		₦	₦	₦
1	UNICEF (MINISTRY OF HEALTH)	657	-	
2	BASIC HEALTH CARE PROVISION (MINISTRY OF HEALTH)			
3	MALARIA (MINISTRY OF HEALTH)	4,150,131	-	
4	SAVE 1 MILLION SOUL	493,966,203	15,748,830,750	
5	PRIMARY HEALTH CARE DEVELOPMENT AGENCY (UNICEF)	57,830,348	-	
6	COVID-19 (MINISTRY OF HEALTH)	13,015,776		
7	SDG	356,256		
	<b>TOTAL</b>	<b>569,319,370</b>	<b>15,748,830,750</b>	<b>15,179,511,380</b>

**SUPPLEMENTARY NOTE 14A: PUBLIC DEBT/FINANCE CHARGES**

**SUMMARY ANALYSIS OF FINANCIAL CHARGES FROM JANUARY TO JUNE 2022**

<b>S/N</b>	<b>MONTH</b>	<b>SMS CHARGES</b>	<b>SUNDRY BANK CHARGES</b>	<b>NIBSS CHARGES</b>	<b>COMMISSION CHARGES</b>	<b>LOAN CHARGES</b>	<b>TOTAL</b>
		<b>₦</b>	<b>₦</b>	<b>₦</b>	<b>₦</b>	<b>₦</b>	<b>₦</b>
<b>1</b>	<b>JANUARY</b>	<b>32</b>	<b>185</b>	<b>300</b>	<b>-</b>		<b>517</b>
<b>2</b>	<b>FEBRUARY</b>	<b>3,545</b>	<b>573,928</b>	<b>16,792,324</b>	<b>7,222,652</b>	<b>75,942,789</b>	<b>100,535,237</b>
<b>3</b>	<b>MARCH</b>	<b>3,282</b>	<b>558,544</b>	<b>2,245,463</b>	<b>7,109,223</b>	<b>69,568,463</b>	<b>79,484,974</b>
<b>4</b>	<b>APRIL</b>	<b>2,004</b>	<b>30,697</b>	<b>29,274,397</b>	<b>7,824,315</b>	<b>83,342,011</b>	<b>120,473,424</b>
<b>5</b>	<b>MAY</b>	<b>1,112</b>	<b>5,599,311</b>	<b>1,729,151</b>	<b>7,395,419</b>	<b>84,126,316</b>	<b>98,851,309</b>
<b>6</b>	<b>JUNE</b>	<b>2,543</b>	<b>1,137,867</b>	<b>23,092,965</b>	<b>14,682,852</b>	<b>33,621,869</b>	<b>72,538,095</b>
	<b>TOTAL</b>	<b>12,517</b>	<b>7,900,533</b>	<b>73,134,600</b>	<b>44,234,460</b>	<b>346,601,447</b>	<b>471,883,558</b>

### SUPPLEMENTARY NOTE 16: ADVANCES (REVOLVING ADVANCES)

DETAILS	₦	₦	₦	₦	REMARK ₦
<b>CIVIL SERVANTS</b>	<b>31-06-2022</b>	<b>31-06-2022</b>	<b>31-12-21</b>	<b>31-12-21</b>	<b>INCREASE (DECREASE)</b>
Housing Loan	1,105,839,481		1,130,447,373		
Vehicle Loan	1,201,897,275		1,235,721,885		
<b>TOTAL</b>		<b>2,307,736,756</b>		<b>2,366,169,259</b>	
<b>SECONDARY SCHOOLS TEACHERS</b>					
Housing Loan	478,972,009		454,436,696		
Vehicle Loan	438,738,799		362,508,712		
		<b>917,710,807</b>		<b>816,945,407</b>	
<b>TOTAL</b>		<b>3,225,447,563</b>		<b>3,183,114,666</b>	<b>42,332,897</b>
<b>LOAN TO OTHER TIERS OF GOVERNMENT</b>					
Local Government (Bail-Out)	<b>1,313,306,810</b>		1,399,812,148		
less: Refunds by Local Governmnets	39,320,608		86,505,338		
<b>TOTAL</b>		<b>1,273,986,202</b>		<b>1,313,306,810</b>	
<b>GRAND TOTAL</b>		<b>4,499,433,765</b>		<b>4,496,421,476</b>	

### SUPPLEMENTARY NOTE: 16B WEMA SHARES

DETAILS	₦	₦	₦
Shares divested to Civil Servants etc	499,743,683		
Add: Unalloted Shares	16,256,317		
Amount released by State Government		516,000,000	
Less:			
Refunds (2007-2021)	468,987,787		
Refunds :January-June 2022	61,591	469,049,378	
<b>BALANCE</b>			<b>46,950,622</b>



**SUPPLEMENTARY19: SCHEDULE OF EXPENDITURE CAPTURED IN PPE**

S/NO	MDA's	CLASSIFICATION	DETAILS	ACTUAL	
				<b>N</b>	<b>N</b>
<b>1</b>	<b>GAD</b>	<b>OFFICE EQUIPMENT</b>	Payment for procurement of Office Furniture and Equipment and infrastructural upgrading of the Building allocated for Newly setablished Audit service commission.	22,640,440	
		”	Payment for the procurement of Office Furniture, Equipment and interior decoration for Lagos/Lodge.	29,996,108	
		”	Payment for purchase of Office Furniture and Equipment and partitioning of office space at Ekiti State Micro Finance and Enterprise Dev. Agency.	5,000,000	
					<b>57,636,548</b>
<b>2</b>	<b>MIN. OF FINANCE</b>	<b>INFRASTRUCTURE</b>	Payment for Engineering designs of Ado- Ekiti and Efon Alaye-Ekiti Ecological sites.	10,000,000	
					<b>10,000,000</b>
<b>3</b>	<b>WOMEN AFFAIRS</b>	<b>LAND &amp; BUILDING</b>	Payment for the maintenance of Ekiti State women transit camp and skill acquisition centre.	10,000,000	
	”	”	Payment for the maintenance of Ekiti State women transit camp and skill acquisition centre.(Balance payment)	8,874,000	
					<b>18,874,000</b>
<b>4</b>	<b>BOARD FOR TECHNICAL</b>	<b>LAND &amp; BUILDING</b>	Payment for the completion of ongoing project in GTCS.	17,510,720	

S/NO	MDA's	CLASSIFICATION	DETAILS	ACTUAL	
	”	”	Payment for the completion of ongoing project in GTCS.	20,000,000	
					<b>37,510,720</b>
5	MIN OF EDUCATION	OFFICE EQUIPMENT	Payment for the supply of science laboratory equipent to all secondary school in Ekiti State	2,802,500	
	”	”	Payment for the supply of science laboratory equipent to all secondary school in Ekiti State	4,570,000	
	”	”	Payment for the supply of science laboratory equipent to all secondary school in Ekiti State	1,151,000	
					<b>8,523,500</b>
6	GOVT. HOUSE & PROTOCOL	LAND & BUILDING	Renovation of Fountain Charlet, Govt. House ground, Ado-Ekiti	2,500,000	
					<b>2,500,000</b>
7	FISCAL RESPONSIBILITY COMMISSION	LAND & BUILDING	Renovation of additional (5) rooms allocated to the Comm.	2,000,000	
					<b>2,000,000</b>

S/NO	MDA's	CLASSIFICATION	DETAILS	ACTUAL	
8	HOUSE OF ASSEMBLY SERVICE COMM.	INFRASTRUCTURE	electricity extension from state house of assembly to house assembly service commission	1,000,000	
					<b>1,000,000</b>
9	JUDICIARY	TRANSPORTATION EQUIPMENT	purchase of official vehicle for judges	163,450,000	
					<b>163,450,000</b>
10	POLITICAL & ECONOMIC AFFAIRS	TRANSPORTATION EQUIPMENT	Purchase of 2 security Vehicle (Toyota prado & Toyota Hillux for Gov. use	45,000,000	
					<b>45,000,000</b>
11	PUBLIC WORKS (EKROMA)	OFFICE EQUIPMENT	Repairs of Earth-moving equipment (1st Tranch)	20,000,000	
	„	„	Repairs of Earth-moving equipment (2nd Tranch)	13,386,571	
					<b>33,386,571</b>
12	MIN OF WORKS	INFRASTRUCTURE	Construction of line drain and filling at 132/33 KVA Omisanjana, Ado Ekiti	4,621,205	
	„		Engagement of consultant for design/supervision of Airport Ado Ekiti	89,761,486	

S/NO	MDA's	CLASSIFICATION	DETAILS	ACTUAL	
	„		payment toward environmental and social impact assessment of Ekiti TCN project	20,000,000	
			Dualization of New Ado - Iyin Road	1,504,058,250	
			Rehabilitation of Itapa - Ijelu-Omu Road & Additional works on River Ele Bridge	271,063,604	
			Rehabilitation of Ado - Iworoko Road	278,000,000	
			Construction of Air Field Pavement Project in Ekiti Cargo Air Port	3,000,000,000	
			Rehabilitation of Agric Olope	163,272,872	
			Construction of GRA III Extension	221,458,154	
			Re-Construction of Agado - Ode, Isinbode Road	166,579,943	
			Re-Construction of Iloro - Ijurin- Temidire, Ayegunle Road and additional works on Completion of Oke Ero Ilokun- Ipoti Road	334,879,403	
			Re-habilitation of Ikole township Road	200,000,000	
				1,086,190,371	
					6,253,694,917
13	<b>INFRASTRUCTURE AND PUBLIC UTILITY</b>	<b>OFFICE EQUIPMENT</b>	Refurbishment of 6 unit fire fighting vehicle	7,867,726	
		„	Training and kitting of newly recruited 59 fire personnel in Ekiti fire service	2,500,000	
					10,367,726

S/NO	MDA's	CLASSIFICATION	DETAILS	ACTUAL	
14	<b>BUREAU OF SPECIAL PROJECT</b>	<b>LAND AND BUILDING</b>	Donation of completion of SUBEB Head-quarters Ado	60,000,000	
	„	„	Construction of perimental fencing of TCN project site at Ijesa Isu and Ilupeju	25,000,000	
				-	
					<b>85,000,000</b>
15	<b>MINISTRY OF AGRIC &amp; FOOD SECURITY</b>	<b>LAND AND BUILDING</b>	Land clearing of 500 hectares at Igede Ekiti	45,062,200	
	„	„	Land clearing of 500 hectares at Oke Ako/Erio, Ekiti	13,389,252	
	„	„	Land clearing of 500 hectares at Orin Ekiti	11,169,818	
	„	„	Land clearing of 500 hectares at Isan/Ipere/Iludun in Ekiti	20,940,319	
					<b>90,561,589</b>
16	<b>FORESTRY COMMISSION</b>	<b>TRANSPORTATION EQUIPMENT</b>	Transportation of seedling from neigboring State to Ekiti	3,000,000	
	„	<b>LAND AND BUILDING</b>	payment for first phase of biodiversity conservation of Ekiti state forestry	5,000,000	
					<b>8,000,000</b>

S/NO	MDA's	CLASSIFICATION	DETAILS	ACTUAL	
17	MINISTRY OF BUDGET	FURNITURE & FITTING	Furnishing of New Govt. House Lodge (1st Tranche)	30,000,000	
	„	LANDS & BUILDING	Topographic survey of route profiling of the Transmission line from Ikere-Ijesa-isu to Ilupeju	14,000,000	
					44,000,000
18	HOUSING & URBAN DEV.	LANDS & BUILDING	Perimeter survey and acquisition of 50 hectares of Land for federal Housing Scheme at Oye - Ekiti (balance payment)	1,100,000	
					1,100,000
19	SDGS	LANDS & BUILDING	Construction of fence at St Francis N/P School, Igbara-Odo and St. Andrew N/P School, Otun Ekiti	8,572,211	
					8,572,211
20	ELECRICITY BOARD	INFRASTRUCTURE	Installation and Extension of Electricity transformer at College of Agric, Isan	15,311,610	
		„	Installation and Extension of Electricity transformer at College of Agric, Isan	3,247,917	
		„	Extension of Electricity and Installation of 500KVA 11/0.415KV Transformer at Oluwasefunmi, Ado - Ekiti	3,624,672	
		„	Purchase & Installation of dedicated 100KVA perking Generator set powering New Governor's Office, Ado (2nd Tranche)	5,000,000	

S/NO	MDA's	CLASSIFICATION	DETAILS	ACTUAL	
		„	Purchase & Installation of dedicated 100KVA perking Generator set powering New Governor's Office, Ado (Balance payment)	3,900,395	
		„	Construction of street light from Ijigbo round about to Baptist Comprehensive High School to NTA to pavillion road, Ado Ekiti(1st Tranche)	20,000,000	
		„	Construction of street light from Ijigbo round about to Baptist Comprehensive High School to NTA to pavillion road, Ado Ekiti(2nd Tranche)	20,000,000	
					<b>71,084,594</b>
21	<b>SUBEB</b>	<b>BUILDING</b>		1,599,765,298	
					<b>1,599,765,298</b>
22	<b>ETF</b>	<b>OFFICE EQUIPMENT</b>		62,498,496	
					<b>62,498,496</b>
23	<b>PFMU</b>	<b>INFRASTRUCTURE</b>	Construction of Erosion control	3,773,324,103	
					<b>3,773,324,103</b>
	<b>TOTAL</b>			<b>13,474,040,645</b>	<b>12,387,850,274</b>

**SUPPLEMENTARY NOTE 19B & 20: SCHEDULE OF PROPERTY, PLANT AND EQUIPMENT (PPE) & INVESTMENT PROPERTY**

	REF NOTE 20	REF. NOTE 19							
	INVESTMENT PROPERTY	LAND	BUILDING	INFRASTRUCTURE	PLANT & MACHINERY	TRANSPORTATIO N EQUIPMENT	OFFICE EQUIPMENT	FURNITURES & FITTINGS	TOTAL
DEPRECIATION RATE	5%	0%	5%	5%	10%	20%	25%	20%	
	₦	₦	₦	₦	₦	₦	₦	₦	₦
COST AS AT 1/1/2022	14,385,850,000	2,983,652,573	89,416,854,112	183,022,943,197	2,741,475,707	6,778,362,500	5,602,171,847	2,586,303,314	<b>307,517,613,250</b>
ADDITION (JAN - JUN) 2022	-	90,561,589	1,774,322,229	11,613,161,864	-	211,450,000	172,412,841	30,000,000	<b>13,891,908,524</b>
DISPOSAL		-	-	-		-	-	-	-
TRANSFER/ ADJUSTMENT		-	-	-	-	-	-	-	
<b>COST AS AT 30/06/2022</b>	<b>14,385,850,000</b>	<b>3,074,214,162</b>	<b>91,191,176,342</b>	<b>194,636,105,061</b>	<b>2,741,475,707</b>	<b>6,989,812,500</b>	<b>5,774,584,688</b>	<b>2,616,303,314</b>	<b>321,409,521,773</b>
<b>DEPRECIATION:</b>									-
DEPRECIATION AS AT 01/01/2022	2,157,877,500	-	28,248,139,016	34,676,846,970	1,093,078,460	4,982,106,831	3,358,738,772	1,975,179,436	76,491,966,986
CHARGE FOR THE PERIOD	359,646,250	-	2,279,779,409	4,865,902,627	137,073,785	698,981,250	721,823,086	261,630,331	9,324,836,738
DISPOSAL		-	-	-	-	-	-	-	-
<b>ACCUMULATED DEP. AS AT 30/06/2022</b>	<b>2,517,523,750</b>	<b>-</b>	<b>30,527,918,425</b>	<b>39,542,749,597</b>	<b>1,230,152,246</b>	<b>5,681,088,081</b>	<b>4,080,561,858</b>	<b>2,236,809,768</b>	<b>85,816,803,723</b>
<b>NET BOOK VALUE (30/06/2022)</b>	<b>11,868,326,250</b>	<b>3,074,214,162</b>	<b>60,663,257,917</b>	<b>155,093,355,465</b>	<b>1,511,323,462</b>	<b>1,308,724,419</b>	<b>1,694,022,830</b>	<b>379,493,546</b>	<b>235,592,718,050</b>

LESS:

**NBV OF INVESTMENT PROPERTY (30/06/2022)**

**11,868,326,250**

**NBV OF PROPERTY PLANT & EQUIPMENT(30/06/2022)**

**223,724,391,800**



**SUPPLEMENTARY NOTE 24A: FACILITY REPAYMENT (DOMESTIC LOAN)**

S/NO	DETAILS	OPENING BALANCE	LOAN INTEREST B/F	ADDITIONAL LOAN	TOTAL LOAN BALANCE	PRINCIPAL PAYMENT	ACCRUED INTEREST	INTEREST PAYMENT	TOTAL PAYMENT	CLOSING BALANCE	CURRENT PORTION OF BORROWING
A	B	C	D	E	F=C+D+E	G	H	I	J=H+I+J	K=F-G	PROJECTED PR & INT.
		<b>N</b>	<b>N</b>	<b>N</b>	<b>N</b>	<b>N</b>	<b>N</b>	<b>N</b>	<b>N</b>	<b>N</b>	<b>N</b>
1	BUDGET SUPPORT	16,501,216,268	-	-	16,501,216,268	65,628,823	-	863,819,884	929,448,707	16,435,587,445	65,628,823
2	BAIL OUT	8,308,444,334	-	-	8,308,444,334	363,571,204	-	154,862,198	518,433,402	7,944,873,130	363,571,204
3	FGN BONDS	17,013,535,599	-	-	17,013,535,599	234,509,808	-	1,254,412,103	1,488,921,911	16,779,025,791	234,509,808
4	ACCESS (ECA)	8,888,072,023	-	-	8,888,072,023	281,535,656	-	258,299,918	539,835,574	8,606,536,368	281,535,656
5	STATE BONDS	13,431,012,939	-	-	13,431,012,939	843,808,895	-	843,808,895	1,687,617,790	12,587,204,044	843,808,895
6	RE-STRUCTURED LOANS	4,584,660,378	-	-	4,584,660,378	2,103,744,439	-	9,902,252	2,113,646,691	2,480,915,939	2,103,744,439
7	COMMERCIAL AGRICULTURE CREDIT SCHEME	4,671,167,725	-	-	4,671,167,725	105,820,267	-	198,459,708	304,279,975	4,565,347,458	105,820,267
8	HEALTH INTERVENTION	2,258,519,943	-	-	2,258,519,943	77,276,173	-	85,238,732	162,514,905	2,181,243,770	77,276,173
9	CBN (DCRR) SCHEME I	4,990,766,017	-	-	4,990,766,017	-	-	82,649,795	82,649,795	4,990,766,017	-
10	CBN (DCRR) SCHEME II	4,997,140,616	-	-	4,997,140,616	-	-	99,606,124	99,606,124	4,997,140,616	-
11	CBN - BRIDGING FACILITY	6,075,112,034.63		12,150,224,069.26	18,225,336,104	-			-	18,225,336,104	-
	<b>TOTAL</b>	<b>91,719,647,878</b>	<b>-</b>	<b>12,150,224,069</b>	<b>103,869,871,947</b>	<b>4,075,895,265</b>	<b>-</b>	<b>3,851,059,608</b>	<b>7,926,954,873</b>	<b>99,793,976,682</b>	<b>4,075,895,265</b>

**Less: Current Portion of Borrowing**

**4,075,895,265**

**Balance of Long Term Borrowing (Domestic)**

**95,718,081,417**

**EKITI STATE OF NIGERIA**

**SUPPLEMENTARY NOTE 24 B: FOREIGN LOANS OUTSTANDING BALANCE AS AT 30TH JUNE 2022**

	LOAN CURRENCY	NAIRA ( ₦ )	FOREIGN LOAN BALANCE AS AT 30/06/2022	NAIRA ( ₦ )
OVERALL TOTAL (PR+INTR)	3,021,077	850,008,619	FOREIGN LOAN BALANCE BF	<b>49,808,146,908</b>
PRINCIPAL PAYMENT	2,367,094	666,004,213	ADDITION DURING THE YEAR	4,735,140,210
INTEREST PAYMENT	653,983	184,004,406	PRINCIPAL REPAYMENT	(666,004,213)
			FOREIGN LOAN B/D	<b>53,877,282,905</b>
			AMOUNT FALLING DUE IN HALF YEAR	(850,008,619)
			LONG TERM DEBT(FOREIGN)	<b>53,027,274,285</b>

### FINANCIAL HIGHLIGHTS: BUDGET SIZE AND PERFORMANCE ANALYSIS (CASH BASIS)

S/NO	DETAILS	BUDGET 2022	ACTUAL JAN- JUN 2022	PERFORMANCE (%)
	<b>REVENUE</b>	<b>₦</b>	<b>₦</b>	
1	RECURRENT REVENUE	90,753,993,242	38,093,177,583	42
2	CAPITAL RECEIPTS	10,000,000,000	16,885,364,279	169
	<b>TOTAL REVENUE</b>	<b>100,753,993,242</b>	<b>54,978,541,862</b>	<b>55</b>
	<b>EXPENDITURE</b>	<b>-</b>		
1	RECURRENT EXPENDITURE	60,459,997,348	37,176,658,094	61
2	CAPITAL EXPENDITURE	40,293,995,894	14,566,334,924	36
	<b>TOTAL EXPENDITURE</b>	<b>100,753,993,242</b>	<b>51,742,993,019</b>	<b>51</b>

### FINANCIAL HIGHLIGHTS: PRIOR YEAR COMPARATIVE ANALYSIS (CASH BASIS)

	DETAILS	ACTUAL 2022	ACTUAL 2021	PERCENTAGE CHANGE (%)
	<b>REVENUE</b>	<b>₦</b>	<b>₦</b>	
1	RECURRENT REVENUE	38,093,177,583	45,499,133,518	(16)
2	CAPITAL RECEIPTS	16,885,364,279	3,925,049,041	330
	<b>TOTAL REVENUE</b>	<b>54,978,541,862</b>	<b>49,424,182,559</b>	<b>11</b>
	<b>EXPENDITURE</b>			
1	RECURRENT EXPENDITURE	37,176,658,094	32,157,431,027	16
2	CAPITAL EXPENDITURE	14,566,334,924	18,472,398,714	(21)
	<b>TOTAL EXPENDITURE</b>	<b>51,742,993,019</b>	<b>50,629,829,741</b>	<b>2</b>

# **PROGRAMME FOR RESULT (P for R)**

	2022			2021		
MDAs	PERSONNEL	OVERHEADS	TOTAL	PERSONNEL	OVERHEADS	TOTAL
	N	N	N	N	N	N
MINISTRY OF FINANCE	28,803,065	4,681,089,029	4,709,892,094	32,722,896	3,803,237,704	3,835,960,599
MINISTRY OF BUDGET	35,508,249	1,500,000	37,008,249	37,505,743	61,840,000	99,345,743
STATE INTERNAL REVENUE	86,616,402	394,141,840	480,758,243	88,090,824	81,693,432	169,784,255
OFFICE OF THE ACCOUNTANT GENERAL	72,558,477	137,157,203	209,715,681	81,570,769	47,594,700	129,165,469
<b>TOTAL</b>	<b>223,486,193</b>	<b>5,213,888,073</b>	<b>5,437,374,266</b>	<b>239,890,231</b>	<b>3,994,365,835</b>	<b>4,234,256,067</b>

## **SFTAS RECIEPTS**

DETAILS	2022	2021
	N	N
SFTAS GRANTS	-	7,430,000,000.00
<b>TOTAL</b>	<b>-</b>	<b>7,430,000,000.00</b>