

# **DIGEST OF MEDICAL AND HEALTH STATISTICS**

*BY STATE BUREAU OF STATISTICS, EKITI STATE.*

# **FOREWORD**

The Digest of Medical and Health Statistics is a publication that reveals basic statistical information about medical and health activities in the State for the year 2023. The publication used secondary data gathered from key health institutions that make up the health sector in the State.

The publication is partitioned into nine chapters comprising of reports, analysis tables and graphical presentations for clearer illustration. Areas covered by the publication are facility, human resources, in-patients, out-patients, discharges, deliveries and health financing. Also included are information on major diseases reported in the health facility, HIV/AIDS cases and children immunisation programme in the State

The Bureau expresses appreciation to the relevant institutions like Federal Teaching Hospital, Ido-Ekiti, Ministry of Health & Human Services, Hospital Management Board (HMB), Primary Health Care Development Agency (PHCDA), Ekiti State University Teaching Hospital (EKSUTH) and Ekiti State Aids Control Agency (EKSACA) for their continued support at all times.

I am also grateful to the entire staff of the Ekiti State Bureau of Statistics for their cooperation in the production of this publication. It is hoped that the publication will be useful to policy makers, researchers and other users of statistics both within and outside the State.

Any constructive criticism will be welcomed as this will facilitate improvement in further editions.

**Statistician General**  
State Bureau of Statistics  
Ado Ekiti.  
Ekiti State

# **CHAPTER ONE**

This chapter shows the summary of all medical & health data and indicators generated in 2023.

Table 1.1 shows relationship among key Statistical Indicators in the sector e.g. health facility population ratio, doctors /patient facility ratio, nurses and midwives ratio etc.

PRODUCED BY STATE BUREAU OF STATISTICS, EKITI STATE

**TABLE 1.1**  
**KEY INDICATORS IN HEALTH SECTOR IN EKITI STATE, 2023.**

<b>S/N</b>	<b>INDICATOR</b>	<b>2023</b>
1	Health Facility - Population Ratio	1:7,788
2	Health Facility - Patient Ratio	1:744
3	Doctor/Consultant - Patient Ratio	1:1,241
4	Nurse/Midwife - Patient Ratio	1:361
5	Population Patient Turn Over Ratio	1:11
6	HIV/AIDS Prevalence Rate	0.033
7	Patient –Bed Ratio	1:115

**TABLE 1.2**  
**HEALTH FACILITY/POPULATION RATIO BY LGA/LCDA IN EKITI STATE, 2023.**

S/N	LGA/LCDA	NO OF HEALTH FACILITY	POPULATION	FACILITY/POPULATION RATIO
1	ADO-EKITI	98	606,779	1:6,192
2	ADO CENTRAL	0	0	0
3	ADO NORTH	0	0	0
4	ADO WEST	0	0	0
5	EFON ALAAYE	27	148,830	1:5,512
6	EKITI EAST	26	236,149	1:9,083
7	EKITI S/EAST	0	0	0
8	EKITI S/WEST	25	281,807	1:11,272
9	IGBARA/OGOTUN	0	0	0
10	EKITI WEST	33	306,581	1:9,290
11	EKAMETA	0	0	0
12	OKEMESI/IDO ILE	0	0	0
13	EMURE	17	160,911	1:9,465
14	GBONYIN	33	252,637	1:7,656
15	AYEKIRE	0	0	0
16	IDO/OSI	28	273,125	1:9,755
17	ISOKAN	0	0	0
18	IJERO	42	378,742	1:9,018
19	IREDE	0	0	0
20	IREWOLE	0	0	0
21	ESO OBE	0	0	0
22	IKERE	31	253,592	1:8,180
23	IKERE WEST	0	0	0
24	IKOLE	41	290,900	1:7,095
25	IKOLE WEST	0	0	0

26	KAJOLA	0	0	0
27	AJONI	0	0	0
28	ILEJEMEJE	15	74,185	1:4,946
29	IREPODUN/IFELODUN	31	224,183	1:7,232
30	ARAROMI	0	0	0
31	IFEDARA	0	0	0
32	ISE / ORUN	28	194,517	1:6,947
33	MOBA	24	248,215	1:10,342
34	ERO	0	0	0
35	OYE	36	235,221	1:6,533
36	IFESOWAPO	0	0	0
37	IFELOJU	0	0	0
38	AYEDE	0	0	0
	<b>TOTAL</b>	<b>535</b>	<b>4,166,374</b>	<b>1:7,788</b>

Source: EKSBS

**TABLE 1.3**  
**HEALTH FACILITY/PATIENT RATIO BY LGA/LCDA IN EKITI STATE, 2023**

S/N	LGA/LCDA	NO OF HEALTH FACILITY	NO. OF PATIENTS	FACILITY/PATIENT RATIO
1	ADO-EKITI	98	121,535	1:1,241
2	ADO CENTRAL	0	0	0
3	ADO NORTH	0	0	0
4	ADO WEST	0	0	0
5	EFON ALAAYE	27	8,620	1:319
6	EKITI EAST	26	13,413	1:516
7	EKITI S/EAST	0	0	0
8	EKITI S/WEST	25	8,497	1:340
9	IGBARA/OGOTUN	0	0	0
10	EKITI WEST	33	7,227	1:219
11	EKAMETA	0	0	0
12	OKEMESI/IDO ILE	0	0	0
13	EMURE	17	9,607	1:565
14	GBONYIN	33	7,978	1:242
15	AYEKIRE	0	0	0
16	IDO/OSI	28	98,868	1:3,531
17	ISOKAN	0	0	0
18	IJERO	42	19,065	1:454
19	IREDE	0	0	0
20	IREWOLE	0	0	0
21	ESO OBE	0		0
22	IKERE	31	16,118	1:520
23	IKERE WEST	0	0	0
24	IKOLE	41	17,828	1:435
25	IKOLE WEST	0	0	0

26	KAJOLA	0	0	0
27	AJONI	0	0	0
28	ILEJEMEJE	15	5,813	1:388
29	IREPODUN/IFELODUN	31	13,384	1:432
30	ARAROMI	0	0	0
31	IFEDARA	0	0	0
32	ISE / ORUN	28	17,772	1:635
33	MOBA	24	10,736	1:447
34	ERO	0	0	0
35	OYE	36	21,756	1:604
36	IFESOWAPO	0	0	0
37	IFELOJU	0	0	0
38	AYEDE	0	0	0
	<b>TOTAL</b>	<b>535</b>	<b>398,217</b>	<b>1:744</b>

Source: EKSBS



**TABLE 1.4**  
**DOCTOR/CONSULTANT PATIENT RATIO BY LGA/LCDA IN EKITI STATE, 2023.**

S/N	LGA/LCDA	DOCTOR/ CONSULTANT	PATIENTS	DOCTOR/PATIENT RATIO
1	ADO-EKITI	120	121,535	1:1,013
2	ADO CENTRAL	0	0	0
3	ADO NORTH	0	0	0
4	ADO WEST	0	0	0
5	EFON ALAAYE	1	8,620	1:8,620
6	EKITI EAST	0	13,413	1:13,413
7	EKITI S/EAST	0	0	0
8	EKITI S/WEST	0	8,497	1:8,497
9	IGBARA/OGOTUN	3	0	0
10	EKITI WEST	2	7,227	820
11	EKAMETA	3	0	0
12	OKEMESI/IDO ILE	0	0	0
13	EMURE	1	9,607	1:9,607
14	GBONYIN	2	7,978	1:3,989
15	AYEKIRE	0	0	0
16	IDO/OSI	124	98,868	1:797
17	ISOKAN	2	0	0
18	IJERO	5	19,065	1:3,813
19	IREDE	0	0	0
20	IREWOLE	2	0	0
21	ESO OBE	0		0
22	IKERE	7	16,118	1:2,303
23	IKERE WEST	0	0	0
24	IKOLE	6	17,828	1:2,971
25	IKOLE WEST	0	0	0

26	KAJOLA	0	0	0
27	AJONI	1	0	0
28	ILEJEMEJE	0	5,813	1:5,813
29	IREPODUN/IFELODUN	2	13,384	1:6,692
30	ARAROMI	0	0	0
31	IFEDARA	0	0	0
32	ISE / ORUN	2	17,772	1:8,886
33	MOBA	7	10,736	1:1,534
34	ERO	0	0	0
35	OYE	6	21,756	1:3,626
36	IFESOWAPO	0	0	0
37	IFELOJU	0	0	0
38	AYEDE	1	0	0
39	OTHERS	24	0	0
	<b>TOTAL</b>	<b>321</b>	<b>398,217</b>	<b>1:1,241</b>

Source: EKSBS

**TABLE 1.5**  
**NURSE/MID WIFE PATIENT RATIO BY LGA/LCDA IN EKITI STATE, 2023.**

S/N	LGA/LCDA	NURSE/ MIDWIFE	NO. OF PATIENT	NURSE/PATIENT RATIO
1	ADO-EKITI	321	121,565	1:379
2	ADO CENTRAL	0	0	0
3	ADO NORTH	0	0	0
4	ADO WEST	0	0	0
5	EFON ALAAYE	6	8,620	1:1,437
6	EKITI EAST	25	13,413	1:537
7	EKITI S/EAST	11	0	0
8	EKITI S/WEST	18	8,497	1:472
9	IGBARA/OGOTUN	9	0	0
10	EKITI WEST	10	7,227	1:723
11	EKAMETA	3	0	0
12	OKEMESI/IDO ILE	4	0	0
13	EMURE	8	9,607	1:1,201
14	GBONYIN	2	7,978	1:3,989
15	AYEKIRE	10	0	0
16	IDO/OSI	397	98,868	1:249
17	ISOKAN	4	0	0
18	IJERO	14	19,065	1:1,362
19	IREDE	0	0	0
20	IREWOLE	10	0	0
21	ESO OBE	4	0	0
22	IKERE	19	16,118	1:848
23	IKERE WEST	0	0	0
24	IKOLE	31	17,828	1:575
25	IKOLE WEST	2	0	0

26	KAJOLA	1	0	0
27	AJONI	3	0	0
28	ILEJEMEJE	4	5,813	1453
29	IREPODUN/IFELODUN	15	13,384	1:892
30	ARAROMI	0	0	0
31	IFEDARA	0	0	0
32	ISE / ORUN	23	17,772	1:773
33	MOBA	34	10,736	1:316
34	ERO	6	0	0
35	OYE	13	21,756	1:1,674
36	IFESOWAPO	1	0	0
37	IFELOJU	8	0	0
38	AYEDE	1	0	0
	<b>TOTAL</b>	<b>1,103</b>	<b>398,217</b>	<b>1:361</b>

Source: EKSBS

**TABLE 1.6**  
**POPULATION/PATIENT TURNOVER RATIO BY LGA/LCDA IN EKITI STATE, 2023**

S/N	LGA/LCDA	NO. OF PATIENT	POPULATION	PATIENT POPULATION/ RATIO
1	ADO-EKITI	121,565	606,779	1:5
2	ADO CENTRAL	0	0	0
3	ADO NORTH	0	0	0
4	ADO WEST	0	0	0
5	EFON ALAAYE	8,620	148,830	1:17
6	EKITI EAST	13,413	236,149	1:18
7	EKITI S/EAST	0	0	0
8	EKITI S/WEST	8,497	281,807	1:33
9	IGBARA/OGOTUN	0	0	0
10	EKITI WEST	7,227	306,581	1:42
11	EKAMETA	0	0	0
12	OKEMESI/IDO ILE	0	0	0
13	EMURE	9,607	160,911	1:17
14	GBONYIN	7,978	252,637	1:32
15	AYEKIRE	0	0	0
16	IDO/OSI	98,868	273,125	1:3
17	ISOKAN	0	0	0
18	IJERO	19,065	378,742	1:20
19	IREDE	0	0	0
20	IREWOLE	0	0	0
21	ESO OBE	0	0	0
22	IKERE	16,118	253,592	1:16
23	IKERE WEST	0	0	1:23
24	IKOLE	17,828	290,900	1:16
25	IKOLE WEST	0	0	0

26	<b>KAJOLA</b>	0	0	0
27	<b>AJONI</b>	0	0	0
28	<b>ILEJEMEJE</b>	5,813	74,185	1:13
29	<b>IREPODUN/IFELODUN</b>	13,384	224,183	1:17
30	<b>ARAROMI</b>	0	0	0
31	<b>IFEDARA</b>	0	0	0
32	<b>ISE / ORUN</b>	17,772	194,517	1:11
33	<b>MOBA</b>	10,736	248,215	1:23
34	<b>ERO</b>	0	0	0
35	<b>OYE</b>	21,756	235,221	1:11
36	<b>IFESOWAPO</b>	0	0	0
37	<b>IFELOJU</b>	0	0	0
38	<b>AYEDE</b>	0	0	0
	<b>TOTAL</b>	<b>398,217</b>	<b>4,166,374</b>	<b>1:11</b>

Source: EKSBS

# **CHAPTER TWO**

## **MEDICAL AND HEALTH FACILITY**

PRODUCED BY STATE BUREAU OF STATISTICS, EKITI STATE.

## CLASSIFICATION OF MEDICAL AND HEALTH FACILITY IN EKITI STATE

This chapter contains information on type, number of health facility and their ownership in Ekiti State for the year 2023.

Table 2.1 shows that the State had a total of 535 health facility during the year. There were two tertiary health facilities, twenty two Secondary health facility and three hundred and fifty six (356) primary health facility owned by Government and distributed across the three senatorial districts in the State. Government (public) health facility took the largest percentage of 380(71.03), while private health facility which were one hundred and fifty five (155) took 28.97%

Table 2.2 shows the number of registered pharmaceutical outfits and patent medicine stores by local government. Ado local government had the largest number of 793 (28.20%) pharmaceutical outfits, followed by Ikere with 248 (8.82%), Ikole 219 (7.79%) while Ilejemeje had the least which is 41 (1.46%). See table 2.2 for further information.

Table 2.3 reveals the number of beds in the health facility, with a total of 3,488 in 2023 out of which only 2,765 (79%) were in good condition. Ido-Osi local government shared the highest number of 503 followed by Ado local government with 488 while Efon local government had the least of 59. See table 2.3 for detailed information.



**TABLE 2.1**  
**CLASSIFICATION OF MEDICAL AND HEALTH FACILITY BY LGA/LCDA IN EKITI STATE, 2023**

S/N	LGA/LCDA	PUBLIC			PRIVATE			TOTAL
		PRIMARY HEALTH FACILITY	SECONDARY HEALTH FACILITY	TERTIARY HEALTH FACILITY	PRIMARY HEALTH FACILITY	SECONDARY HEALTH FACILITY	TERTIARY HEALTH FACILITY	
1	ADO-EKITI	38	2	1	10	46	1	98
2	ADO CENTRAL	0	0	0	0	0	0	0
3	ADO NORTH	0	0	0	0	0	0	0
4	ADO WEST	0	0	0	0	0	0	0
5	EFON ALAAYE	22	1	0	2	2	0	27
6	EKITI EAST	16	1	0	4	5	0	26
7	EKITI S/EAST	0	0	0	0	0	0	0
8	EKITI S/WEST	21	1	0	3	0	0	25
9	IGBARA/OGOTUN	0	0	0	0	0	0	0
10	EKITI WEST	27	2	0	4	0	0	33
11	EKAMETA	0	0	0	0	0	0	0
12	OKEMESI/IDO ILE	0	0	0	0	0	0	0
13	EMURE	14	1	0	2	0	0	17
14	GBONYIN	19	2	0	11	1	0	33
15	AYEKIRE	0	0	0	0	0	0	0
16	IDO/OSI	18	1	1	7	1	0	28
17	ISOKAN	0	0	0	0	0	0	0
18	IJERO	32	1	0	8	1	0	42
19	IREDE	0	0	0	0	0	0	0
20	IREWOLE	0	0	0	0	0	0	0
21	ESO OBE	0	0	0	0	0	0	0
22	IKERE	22	1	0	1	7	0	31
23	IKERE WEST	0	0	0	0	0	0	0

24	IKOLE	31	2	0	6	2	0	41
25	IKOLE WEST	0	0	0	0	0	0	0
26	KAJOLA	0	0	0	0	0	0	0
27	AJONI	0	0	0	0	0	0	0
28	ILEJEMEJE	11	1	0	3	0	0	15
29	IREPODUN/IFELODUN	22	1	0	4	4	0	31
30	ARAROMI	0	0	0	0	0	0	0
31	IFEDARA	0	0	0	0	0	0	0
32	ISE / ORUN	20	1	0	1	6	0	28
33	MOBA	18	1	0	1	4	0	24
34	ERO	0	0	0	0	0	0	0
35	OYE	25	3	0	8	0	0	36
36	IFESOWAPO	0	0	0	0	0	0	0
37	IFELOJU	0	0	0	0	0	0	0
38	AYEDE	0	0	0	0	0	0	0
	<b>TOTAL</b>	<b>356</b>	<b>22</b>	<b>2</b>	<b>75</b>	<b>79</b>	<b>1</b>	<b>535</b>

Source: Ministry of Health and Human Services

**TABLE 2.2**  
**CLASSIFICATION OF REGISTERED PHARMACEUTICAL SERVICES AND PATENT MEDICINE VENDORS BY LGA/LCDA IN EKITI STATE, 2023.**

S/N	LGA/LCDA	NO OF PUBLIC PRIMARY PHARMACY	NO OF PUBLIC SECONDARY PHARMACY	NO OF APPROVED PPMVL	TOTAL	NO OF PUBLIC PHARMACIST	NO OF PRIVATE PHARMACIST	NO OF TERTIARY PHARMACIST
1	ADO-EKITI	11	1	779	791	11	36	48
2	ADO CENTRAL	0	0	0	0	0	0	0
3	ADO NORTH	0	0	0	0	0	0	0
4	ADO WEST	0	0	0	0	0	0	0
5	EFON ALAAYE	6	1	90	97	1	0	0
6	EKITI EAST	14	1	102	117	1	0	0
7	EKITI S/EAST	0	0	0	0	0	0	0
8	EKITI S/WEST	10	2	98	110	0	0	0
9	IGBARA/OGOTUN	0	0	0	0	0	0	0
10	EKITI WEST	19	2	132	153	2	0	0
11	EKAMETA	0	0	0	0	0	0	0
12	OKEMESI/IDO ILE	0	0	0	0	0	0	0
13	EMURE	13	1	55	69	1	1	0
14	GBONYIN	21	2	130	153	1	0	0
15	AYEKIRE	0	0	0	0	0	0	0
16	IDO/OSI	16	1	105	123	1	6	35
17	ISOKAN	0	0	0	0	0	0	0
18	IJERO	23	1	132	156	2	0	0
19	IREDE	0	0	0	0	0	0	0
20	IREWOLE	0	0	0	0	0	0	0
21	ESO OBE	0	0	0	0	0	0	0
22	IKERE	7	1	240	248	3	8	0

23	IKERE WEST	0	0	0	0	0	0	0
24	IKOLE	20	2	197	219	3	2	0
25	IKOLE WEST	0	0	0	0	0	0	0
26	KAJOLA	0	0	0	0	0	0	0
27	AJONI	0	0	0	0	0	0	0
28	ILEJEMEJE	10	1	30	41	1	0	0
29	IREPODUN/IFELODUN	14	1	125	140	2	4	0
30	ARAROMI	0	0	0	0	0	0	0
31	IFEDARA	0	0	0	0	0	0	0
32	ISE / ORUN	17	1	55	73	1	1	0
33	MOBA	16	1	120	137	1	1	0
34	ERO	0	0	0	0	0	0	0
35	OYE	19	3	152	174	2	3	19
36	IFESOWAPO	0	0	0	0	0	0	0
37	IFELOJU	0	0	0	0	0	0	0
38	AYEDE	0	0	0	0	0	0	0
	<b>TOTAL</b>	<b>236</b>	<b>22</b>	<b>2,542</b>	<b>2,803</b>	<b>33</b>	<b>62</b>	<b>102</b>

Source: Ministry of Health and Human Services

**TABLE 2.3**  
**STATUS & CLASSIFICATION OF HOSPITAL BEDS IN HEALTH FACILITY BY LGA/LCDA IN EKITI STATE, 2023**

S/N	LGA/LCDA	NO OF BEDS						TOTAL		
		PRIMARY HEALTH FACILITY		SECONDARY HEALTH FACILITY		TERTIARY HEALTH FACILITY		GOOD	BAD	TOTAL
		GOOD	BAD	GOOD	BAD	GOOD	BAD			
1	ADO-EKITI	174	11	27	100	276	0	477	111	588
2	ADO CENTRAL	0	0	0	0	0	0	0	0	0
3	ADO NORTH	0	0	0	0	0	0	0	0	0
4	ADO WEST	0	0	0	0	0	0	0	0	0
5	EFON ALAAYE	25	21	13	0	0	0	38	21	59
6	EKITI EAST	80	33	10	0	0	0	90	33	123
7	EKITI S/EAST	0	0	0	0	0	0	0	0	0
8	EKITI S/WEST	87	29	13	0	0	0	100	0	100
9	IGBARA/OGOTUN	0	0	0	0	0	0	0	0	0
10	EKITI WEST	156	21	56	4	0	0	212	25	237
11	EKAMETA	0	0	0	0	0	0	0	0	0
12	OKEMESI/IDO ILE	0	0	0	0	0	0	0	0	0
13	EMURE	54	8	27	3	0	0	81	11	92
14	GBONYIN	70	55	46	0	0	0	116	55	171
15	AYEKIRE	0	0	0	0	0	0	0	0	0
16	IDO/OSI	128	62	13	7	300	0	441	69	510
17	ISOKAN	0	0	0	0	0	0	0	0	0
18	IJERO	94	15	30	0	0	0	124	15	139
19	IREDE	0	0	0	0	0	0	0	0	0
20	IREWOLE	0	0	0	0	0	0	0	0	0
21	ESO OBE	0	0	0	0	0	0	0	0	0
22	IKERE	90	13	69	16	0	0	159	29	188

23	IKERE WEST	0	0	0	0	0	0	0	0	0
24	IKOLE	169	8	57	5	0	0	226	13	239
25	IKOLE WEST	0	0	0	0	0	0	0	0	0
26	KAJOLA	0	0	0	0	0	0	0	0	0
27	AJONI	0	0	0	0	0	0	0	0	0
28	ILEJEMEJE	96	22	9	7	0	0	105	29	134
29	IREPODUN/IFELODUN	174	15	30	10	0	0	204	25	229
30	ARAROMI	0	0	0	0	0	0	0	0	0
31	IFEDARA	0	0	0	0	0	0	0	0	0
32	ISE / ORUN	70	183	15	15	0	0	85	198	283
33	MOBA	105	4	16	14	0	0	121	18	139
34	ERO	0	0	0	0	0	0	0	0	0
35	OYE	135	42	51	0	0	0	186	42	228
36	IFESOWAPO	0	0	0	0	0	0	0	0	0
37	IFELOJU	0	0	0	0	0	0	0	0	0
38	AYEDE	0	0	0	0	0	0	0	0	0
	<b>TOTAL</b>	<b>1,707</b>	<b>542</b>	<b>482</b>	<b>181</b>	<b>576</b>	<b>0</b>	<b>2,765</b>	<b>694</b>	<b>3,459</b>
	<b>%</b>							<b>79.94</b>	<b>20.06</b>	<b>100</b>

Source: PHCDA, HMB, EKSUTH, FETHI

# **CHAPTER THREE**

# **HEALTH HUMAN RESOURCES**

PRODUCED BY STATE BUREAU OF STATISTICS, EKITI STATE.

## CHAPTER THREE

### HEALTH PERSONNEL

The chapter categorises health personnel by cadre, gender and type of facility in the health sector. Table 3.1 shows the distribution by cadre. In all, the State had a total of 102 Consultants, 216 Doctors and 4 Dental Surgeons. There were 1,103 Nurses/Midwives out of which male to female of 1:9 shows their gender ratio.

Table 3.2 indicates the distribution of the available Medical Consultant/ Doctor and Dental surgeon by gender and local government. Federal Teaching Hospital, Ido and Ado Local government had 124 (38.63%) and 120 (37.38%) respectively.

PRODUCED BY STATE BUREAU OF STATISTICS, EKITI STATE



**TABLE 3.1**  
**HUMAN RESOURCES DISTRIBUTION IN PUBLIC HEALTH FACILITY IN EKITI STATE, 2023.**

S/N	DESIGNATION	PRIMARY HEALTH CARE DEVELOPMENT AGENCY			HOSPITAL MANAGEMENT BOARD			STATE MINISTRY OF HEALTH			EKITI STATE UNIVERSITY TEACHING HOSPITAL			FEDERAL TEACHING HOSPITAL, IDO			GRAND TOTAL		
		M	F	T	M	F	T	M	F	T	M	F	T	M	F	T	M	F	TOTAL
1	Medical Consultants	0	0	0	7	2	9	2	1	3	2	0	2	78	10	88	89	13	102
2	Medical Doctor	8	1	9	59	8	67	74	32	106	2	2	4	27	3	30	170	46	216
3	Dental Surgeon	0	0	0	0	0	0	1	0	1	0	0	0	3	0	3	4	0	4
4	Pharmacist	12	50	62	35	55	90	11	6	17	2	1	3	20	13	33	80	125	205
5	Nurses/Midwives	10	50	60	33	348	381	27	254	281	0	9	9	41	331	372	111	992	1103
6	Pharmacy Technician	0	0	0	0	0	0	2	6	8	0	1	1	4	5	9	6	12	18
7	Pharmacy Attendant	0	0	0	0	0	0	3	6	9	0	0	0	0	0	0	3	6	9
8	Laboratory Scientist	13	70	83	0	0	0	19	9	28	4	3	7	24	21	45	60	103	163
9	Laboratory Assistant	0	0	0	0	3	3	0	6	6	0	0	0	0	3	3	0	12	12
10	Laboratory Technician	0	0	0	0	0	0	4	33	37	0	4	4	10	30	40	14	67	81
11	Laboratory Attendant	0	0	0	33	0	33	0	2	2	0	0	0	0	0	0	33	2	35
12	Medical Record Officer/Assistant/Technician	31	650	681	10	119	129	2	9	11	0	3	3	13	59	72	56	840	896
13	Honorary consultant	0	0	0	0	0	0	49	10	59	0	0	0	0	0	0	49	10	59
14	Community Health Assistant	0	0	0	0	0	0	0	0	0	0	0	0	17	17	0	17	17	17
15	Community Health Technician	0	0	0	0	0	0	0	31	31	0	5	5	2	5	7	2	41	43
16	Health Attendant/Assistant	0	0	0	0	0	0	29	101	130	0	5	5	105	412	517	134	518	652
17	Anaesthetist	0	0	0	0	0	0	0	6	6	0	0	0	4	3	7	4	9	13
18	Porters	0	0	0	0	0	0	41	0	41	0	0	0	32	24	56	73	24	97
19	Dental Therapist	0	0	0	0	0	0	2	3	5	0	0	0	1	4	5	3	7	10
20	Dental Technologists	0	0	0	0	0	0	2	1	3	0	0	0	2	2	4	4	3	7
21	Dental Technician	0	0	0	0	0	0	2	23	25	2	2	4	4	45	49	8	70	78
22	X-Radiographer	0	0	0	0	0	0	0	0	0	0	0	0	3	1	4	3	1	4
23	X-Ray Technician	0	0	0	0	0	0	0	10	10	0	0	0	2	11	13	2	21	23
24	x-Ray Assistant	0	0	0	0	0	0	0	0	0	0	0	0	0	0	0	0	0	0

Source: Ministry of Health & Human Services, HMB, PHCDA, EKSUTH and Federal Teaching Hospital, Ido-Ekiti

**TABLE 3.1 CONTD.**  
**HUMAN RESOURCES DATA IN PUBLIC HEALTH FACILITY IN EKITI STATE, 2023.**

S/N	DESIGNATION	Primary Health Care Development Agency			Hospital Management Board			State Ministry of Health			Ekiti State University Teaching Hospital			Federal Teaching Hospital, Ido			TOTAL		
		M	F	T	M	F	T	M	F	T	M	F	T	M	F	T	M	F	T
25	Laundry Officer	0	0	0	0	0	0	0	0	0	0	0	0	0	1	1	0	1	1
26	Laundry Assistant	0	0	0	0	0	0	5	5	10	0	0	0	0	0	0	5	5	10
27	Hospital Secretary	0	0	0	0	0	0	0	0	0	0	0	0	0	0	0	0	0	0
28	Secretary(Confidential)	0	0	0	0	0	0	2	30	32	0	4	4	3	30	33	5	64	69
29	Secretary assistant	0	0	0	0	0	0	0	4	4	0	2	2	0	0	0	0	6	6
30	Mortuary attendant	0	0	0	0	0	0	10	0	10	0	0	0	0	0	0	10	0	10
31	Tailoring	0	0	0	0	0	0	2	4	6	0	0	0	0	2	2	2	6	8
32	Telephone attendant	0	0	0	0	0	0	0	0	0	0	0	0	0	0	0	0	0	0
33	Statistician	0	0	0	0	0	0	1	0	1	0	0	0	8	2	10	9	2	11
34	Executive Officer/Account	0	0	0	0	0	0	6	11	17	3	6	9	73	42	115	82	59	141
35	Clerk	0	0	0	0	0	0	24	44	68	6	10	16	0	0	0	30	54	84
36	Optometrist	0	0	0	0	0	0	2	1	3	0	0	0	0	1	1	2	2	4
37	Admin/Executive officer	0	0	0	0	0	0	22	46	68	1	1	2	197	176	373	220	223	443
38	Store and Supplies	0	0	0	0	0	0	8	14	22	1	2	3	7	6	13	16	22	38
39	Nurse tutor	0	0	0	0	0	0	5	15	20	0	0	0	0	0	0	5	15	20
40	Audiologist	0	0	0	0	0	0	0	0	0	0	0	0	1	0	1	1	0	1
41	Auditor	0	0	0	0	0	0	3	7	10	0	0	0	0	0	0	3	7	10
42	Works Department	0	0	0	0	0	0	32	2	34	2	1	3	68	14	82	102	17	119
43	Info Comm./Press Officer	0	0	0	0	0	0	2	1	3	0	0	0	8	11	19	10	12	22
44	JCHEW	1	137	138	0	0	0	0	0	0	0	0	0	0	17	17	1	154	155
45	SCHEW	54	899	953	0	0	0	0	0	0	0	4	4	4	34	38	58	937	995

Source: Ministry of Health & Human Services, HMB, PHCDA, EKSUTH and Federal Teaching Hospital, Ido-Ekiti

**TABLE 3.1 CONTD.**  
**HUMAN RESOURCES DATA IN PUBLIC HEALTH FACILITY IN EKITI STATE, 2023.**

S/N	DESIGNATION	Primary Health Care Development Agency			Hospital Management Board			State Ministry of Health			Ekiti State University Teaching Hospital			Federal Teaching Hospital, Ido			GRAND TOTAL		
		M	F	T	M	F	T	M	F	T	M	F	T	M	F	T	M	F	Total
46	Senior Registrar	0	0	0	0	0	0	0	0	0	0	0	0	43	10	53	43	10	53
47	Junior Registrar	0	0	0	0	0	0	0	0	0	0	0	0	61	23	84	61	23	84
48	Environmental	0	0	0	0	0	0	0	3	3	1	3	4	6	15	21	7	21	28
49	Horticulture	0	0	0	0	0	0	0	0	0	0	0	0	0	0	0	0	0	0
50	Planning Officer	0	0	0	0	0	0	0	0	0	0	2	2	0	0	0	0	2	2
51	Population officer	0	0	0	0	0	0	0	0	0	0	2	2	0	0	0	0	2	2
52	Programme Analyst	0	0	0	0	0	0	0	0	0	0	0	0	0	0	0	0	0	0
53	SLT	0	0	0	0	0	0	0	0	0	0	0	0	0	0	0	0	0	0
54	Accountant	0	0	0	0	0	0	8	21	29	1	1	2	48	39	87	57	61	118
55	Typist	0	0	0	0	0	0	0	0	0	0	0	0	0	1	1	0	1	1
56	Driver	0	0	0	0	0	0	25	0	25	17	0	17	6	0	6	48	0	48
57	Messenger	0	0	0	0	0	0	2	11	13	1	4	5	0	0	0	3	15	18
58	Gardener/Security	0	0	0	0	0	0	26	0	26	2	0	2	0	0	0	28	0	28
59	House Officer	0	0	0	0	0	0	22	10	32	0	0	0	28	13	41	50	23	73
60	Dental therapist interim	0	0	0	0	0	0	0	0	0	0	0	0	0	0	0	0	0	0
61	Laboratory interim	0	0	0	0	0	0	2	10	12	0	0	0	6	14	20	8	24	32
62	Pharmacology tutor	0	0	0	0	0	0	0	0	0	0	0	0	0	1	1	0	1	1
63	Pharmacy interim	0	0	0	0	0	0	4	5	9	0	0	0	0	0	0	4	5	9
64	Clinical Psychologist	0	0	0	0	0	0	2	1	3	0	0	0	7	5	12	9	6	15

Source: Ministry of Health & Human Services, HMB, PHCDA, EKSUTH and Federal Teaching Hospital, Ido-Ekiti

**TABLE 3.1 CONTD.**  
**HUMAN RESOURCES DATA IN PUBLIC HEALTH FACILITY IN EKITI STATE, 2023.**

S/N	DESIGNATION	Primary Health Care Development Agency			Hospital Management Board			State Ministry of Health			Ekiti State University Teaching Hospital			Federal Teaching Hospital, Ido			TOTAL		
		M	F	T	M	F	T	M	F	T	M	F	T	M	F	T	M	F	Total
65	Imaging Scientist	0	0	0	0	0	0	3	1	4	0	0	0	0	0	0	3	1	4
66	Contract appointment	0	0	0	0	0	0	8	1	9	0	0	0	0	0	0	8	1	9
67	Physiotherapist	0	0	0	0	0	0	6	4	10	2	0	2	9	2	11	17	6	23
68	Physiotherapist attendant	0	0	0	0	0	0	0	1	1	0	0	0	0	0	0	0	1	1
69	Medical Social service	0	0	0	0	0	0	1	3	4	0	0	0	8	7	15	9	10	19
70	Nutrition and Dietetics	0	0	0	0	0	0	0	10	10	2	1	3	2	12	14	4	23	27
71	Cleaners	0	0	0	0	0	0	0	0	0	0	0	0	0	0	0	0	0	0
72	Management Cadre	0	0	0	0	0	0	3	0	3	0	0	0	0	0	0	3	0	3
73	Dispensing Optician	0	0	0	0	0	0	1	0	1	0	0	0	0	0	0	1	0	1
74	Health Educator	0	0	0	0	0	0	0	0	0	0	1	1	0	0	0	0	1	1
75	Corporate Affair	0	0	0	0	0	0	5	1	6	0	0	0	0	0	0	5	1	6
76	Procurement Unit	0	0	0	0	0	0	4	5	9	2	3	5	0	0	0	6	8	14
77	Legal Unit	0	0	0	0	0	0	2	1	3	0	0	0	0	0	0	2	1	3
78	Cancer Registry	0	0	0	0	0	0	0	2	2	0	0	0	0	0	0	0	2	2
79	Radiology Interim	0	0	0	0	0	0	1	1	2	0	0	0	0	0	0	1	1	2
80	Dental Officer	0	0	0	0	0	0	3	0	3	0	0	0	0	0	0	3	0	3
81	Dental Nurse	0	0	0	0	0	0	1	1	2	0	0	0	0	0	0	1	1	2
82	Laboratory Superintendent	0	0	0	0	0	0	0	0	0	0	0	0	4	7	11	4	7	11
83	Laboratory Technologist	0	0	0	0	0	0	0	2	2	0	0	0	0	0	0	0	2	2
84	Scientific Officer	0	0	0	0	0	0	1	1	2	16	18	34	0	0	0	17	19	36
85	Librarian	0	0	0	0	0	0	0	1	1	0	0	0	0	0	0	0	1	1
86	LOCUM	0	0	0	0	0	0	30	52	82	0	0	0	0	0	0	30	52	82
87	NHIA	0	0	0	0	0	0	3	11	14	0	0	0	0	0	0	3	11	14
88	Autoclaving	0	0	0	0	0	0	1	1	2	0	0	0	0	0	0	1	1	2
89	Corp Member	0	0	0	0	0	0	15	17	32	0	0	0	0	0	0	15	17	32
90	Plaster Technician	0	0	0	0	0	0	2	1	3	0	0	0	4	7	11	6	8	14
91	Histopathology	0	0	0	0	0	0	0	1	1	0	0	0	0	0	0	0	1	1
92	Dialysis Technician	0	0	0	0	0	0	1	0	1	0	0	0	0	0	0	1	0	1

**TABLE 3.2**  
**PERCENTAGE DISTRIBUTION OF MEDICAL CONSULTANT/MEDICAL DOCTOR/DENTAL SURGEON BY TYPE OF HEALTH FACILITY, GENDER AND LGA/LCDA IN EKITI STATE, 2023**

S/N	LGA/LCDA	PRIMARY HEALTH FACILITY			SECONDARY HEALTH FACILITY/HMB			TERTIARY HEALTH FACILITY (STATE)			TERTIARY HEALTH FACILITY(FEDERAL)			MINISTRY OF HEALTH			GRAND TOTAL			% DISTR	
		M	F	T	M	F	T	M	F	T	M	F	T	M	F	T	M	F	T		
1	ADO-EKITI	1	0	1	3	0	3	77	33	110	0	0	0	4	2	6	85	35	120	37.27	
2	ADO CENTRAL	0	0	0	0	0	0	0	0	0	0	0	0	0	0	0	0	0	0	0	0.00
3	ADO NORTH	0	0	0	0	0	0	0	0	0	0	0	0	0	0	0	0	0	0	0	0.00
4	ADO WEST	0	0	0	0	0	0	0	0	0	0	0	0	0	0	0	0	0	0	0	0.00
5	EFON ALAAYE	0	0	0	1	0	1	0	0	0	0	0	0	0	0	0	1	0	1	0.31	
6	EKITI EAST	0	0	0	0	0	0	0	0	0	0	0	0	0	0	0	0	0	0	0	0.00
7	EKITI S/EAST	0	0	0	0	0	0	0	0	0	0	0	0	0	0	0	0	0	0	0	0.00
8	EKITI S/WEST	0	0	0	0	0	0	0	0	0	0	0	0	0	0	0	0	0	0	0	0.00
9	IGBARA/OGOTUN	0	0	0	3	0	3	0	0	0	0	0	0	0	0	0	3	0	3	0.93	
10	EKITI WEST	0	1	1	1	0	1	0	0	0	0	0	0	0	0	0	1	1	2	0.62	
11	EKAMETA	0	0	0	3	0	3	0	0	0	0	0	0	0	0	0	3	0	3	0.93	
12	OKEMESI/IDO ILE	0	0	0	0	0	0	0	0	0	0	0	0	0	0	0	0	0	0	0	0.00
13	EMURE	1	0	1	0	0	0	0	0	0	0	0	0	0	0	0	1	0	1	0.31	
14	GBONYIN	0	0	0	2	0	2	0	0	0	0	0	0	0	0	0	2	0	2	0.62	
15	AYEKIRE	0	0	0	0	0	0	0	0	0	0	0	0	0	0	0	0	0	0	0	0.00
16	IDO/OSI	1	0	1	2	0	2	0	0	0	108	13	121	0	0	0	111	13	124	38.51	
17	ISOKAN	0	0	0	2	0	2	0	0	0	0	0	0	0	0	0	2	0	2	0.62	
18	IJERO	1	0	1	2	2	4	0	0	0	0	0	0	0	0	0	3	2	5	1.55	
19	IREDE	0	0	0	0	0	0	0	0	0	0	0	0	0	0	0	0	0	0	0	0.00
20	IREWOLE	0	0	0	0	2	2	0	0	0	0	0	0	0	0	0	0	2	2	0.62	
21	ESO OBE	0	0	0	1	0	1	0	0	0	0	0	0	0	0	0	1	0	1	0.31	

22	IKERE	1	0	1	6	0	6	0	0	0	0	0	0	0	0	0	7	0	7	2.17
23	IKERE WEST	0	0	0	0	0	0	0	0	0	0	0	0	0	0	0	0	0	0	0.00
24	IKOLE	1	0	1	4	1	5	0	0	0	0	0	0	0	0	0	5	1	6	1.86
25	IKOLE WEST	0	0	0	0	0	0	0	0	0	0	0	0	0	0	0	0	0	0	0.00
26	KAJOLA	0	0	0	0	0	0	0	0	0	0	0	0	0	0	0	0	0	0	0.00
27	AJONI	0	0	0	1	0	1	0	0	0	0	0	0	0	0	0	1	0	1	0.31
28	ILEJEMEJE	0	0	0	0	0	0	0	0	0	0	0	0	0	0	0	0	0	0	0.00
29	IREPODUN/IFELODUN	1	0	1	1	0	1	0	0	0	0	0	0	0	0	0	2	0	2	0.62
30	ARAROMI	0	0	0	0	0	0	0	0	0	0	0	0	0	0	0	0	0	0	0.00
31	IFEDARA	0	0	0	0	0	0	0	0	0	0	0	0	0	0	0	0	0	0	0.00
32	ISE / ORUN	0	0	0	2	0	2	0	0	0	0	0	0	0	0	0	2	0	2	0.62
33	MOBA	0	0	0	6	1	7	0	0	0	0	0	0	0	0	0	6	1	7	2.17
34	ERO	0	0	0	0	0	0	0	0	0	0	0	0	0	0	0	0	0	0	0.00
35	OYE	1	0	1	5	0	5	0	0	0	0	0	0	0	0	0	6	0	6	1.86
36	IFESOWAPO	0	0	0	0	0	0	0	0	0	0	0	0	0	0	0	0	0	0	0.00
37	IFELOJU	0	0	0	0	0	0	0	0	0	0	0	0	0	0	0	0	0	0	0.00
38	AYEDE	0	0	0	0	1	1	0	0	0	0	0	0	0	0	0	0	1	1	0.31
39	OTHERS	0	0	0	21	3	24	0	0	0	0	0	0	0	0	0	21	3	24	7.45
	<b>TOTAL</b>	<b>8</b>	<b>1</b>	<b>9</b>	<b>66</b>	<b>10</b>	<b>76</b>	<b>77</b>	<b>33</b>	<b>110</b>	<b>108</b>	<b>13</b>	<b>121</b>	<b>4</b>	<b>2</b>	<b>6</b>	<b>263</b>	<b>59</b>	<b>322</b>	<b>100.00</b>

Source: HMB, PHCDA, EKSUTH AND FETHI.

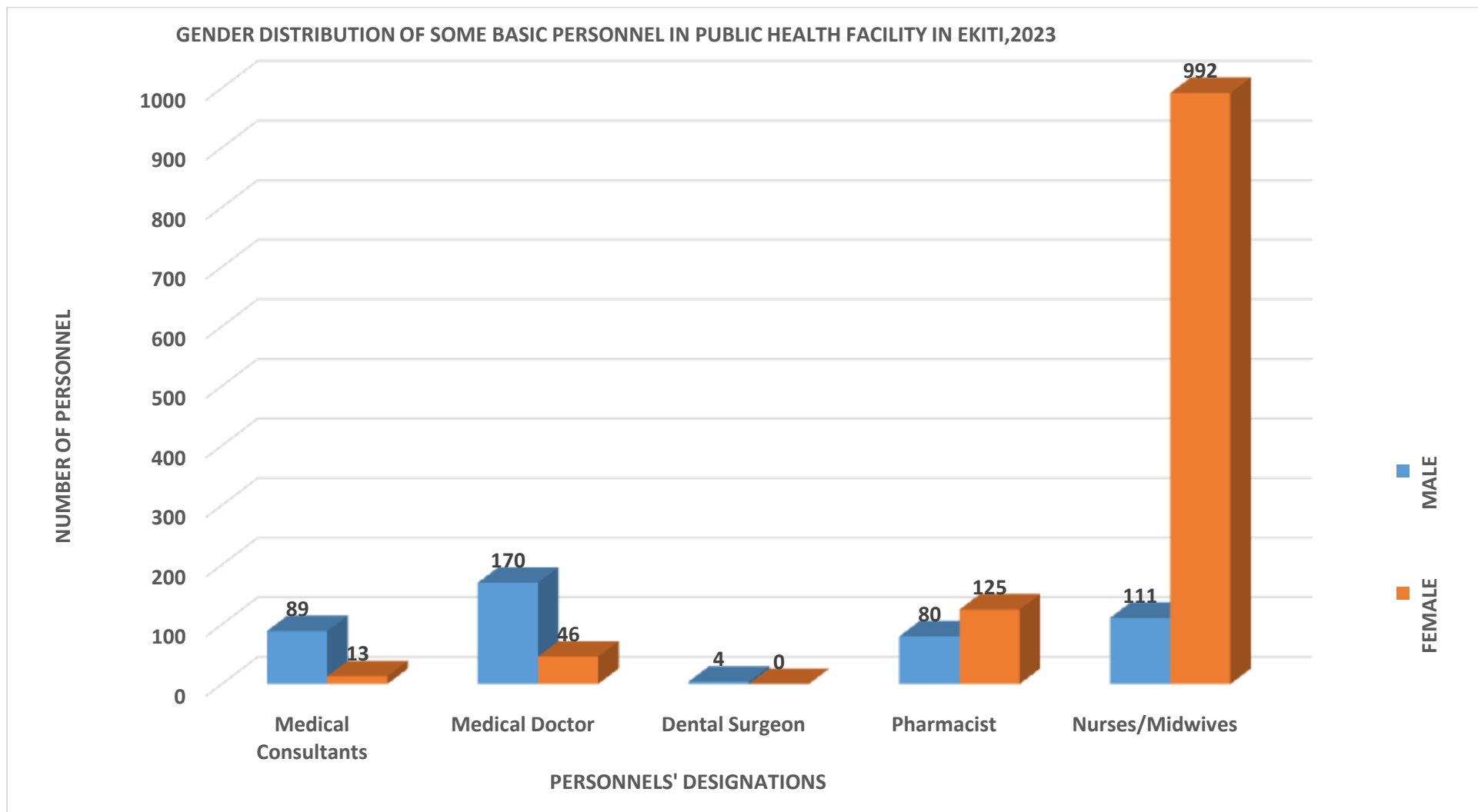
**TABLE 3.3**  
**PERCENTAGE DISTRIBUTION OF NURSE/MIDWIFE BY TYPE OF HEALTH FACILITY, GENDER AND LGA/LCDA IN EKITI STATE, 2023.**

S/N	LGA/LCDA	PRIMARY HEALTH FACILITY			SECONDARY HEALTH FACILITY/HMB			TERTIARY HEALTH FACILITY (STATE)			TERTIARY HEALTH FACILITY(FEDERAL)			MINISTRY OF HEALTH			GRAND TOTAL			% DISTR	
		M	F	T	M	F	T	M	F	T	M	F	T	M	F	T	M	F	T		
1	ADO-EKITI	0	11	11	1	30	31	27	254	281	0	0	0	0	9	9	28	304	332	30.10	
2	ADO CENTRAL	0	0	0	0	0	0	0	0	0	0	0	0	0	0	0	0	0	0	0	0.00
3	ADO NORTH	0	0	0	0	0	0	0	0	0	0	0	0	0	0	0	0	0	0	0	0.00
4	ADO WEST	0	0	0	0	0	0	0	0	0	0	0	0	0	0	0	0	0	0	0	0.00
5	EFON ALAAYE	1	3	4	0	6	6	0	0	0	0	0	0	0	0	0	1	9	10	0.91	
6	EKITI EAST	0	2	2	3	22	25	0	0	0	0	0	0	0	0	0	3	24	27	2.45	
7	EKITI S/EAST	0	0	0	0	11	11	0	0	0	0	0	0	0	0	0	0	11	11	1.00	
8	EKITI S/WEST	1	2	3	2	16	18	0	0	0	0	0	0	0	0	0	3	18	21	1.90	
9	IGBARA/OGOTUN	0	0	0	2	7	9	0	0	0	0	0	0	0	0	0	2	7	9	0.82	
10	EKITI WEST	0	2	2	1	9	10	0	0	0	0	0	0	0	0	0	1	11	12	1.09	
11	EKAMETA	0	0	0	0	3	3	0	0	0	0	0	0	0	0	0	0	3	3	0.27	
12	OKEMESI/IDO ILE	0	0	0	0	4	4	0	0	0	0	0	0	0	0	0	0	4	4	0.36	
13	EMURE	1	2	3	0	8	8	0	0	0	0	0	0	0	0	0	1	10	11	1.00	
14	GBONYIN	1	2	3	0	2	2	0	0	0	0	0	0	0	0	0	1	4	5	0.45	
15	AYEKIRE	0	0	0	0	10	10	0	0	0	0	0	0	0	0	0	0	10	10	0.91	
16	IDO/OSI	0	4	4	5	20	25	0	0	0	41	331	372	0	0	0	46	355	401	36.36	
17	ISOKAN	0	0	0	0	4	4	0	0	0	0	0	0	0	0	0	0	4	4	0.36	
18	IJERO	0	4	4	0	14	14	0	0	0	0	0	0	0	0	0	0	18	18	1.63	
19	IREDE	0	0	0	0	0	0	0	0	0	0	0	0	0	0	0	0	0	0	0.00	
20	IREWOLE	0	0	0	0	10	10	0	0	0	0	0	0	0	0	0	0	10	10	0.91	
21	ESO OBE	0	0	0	0	4	4	0	0	0	0	0	0	0	0	0	0	4	4	0.36	
22	IKERE	0	5	5	2	17	19	0	0	0	0	0	0	0	0	0	2	22	24	2.18	

23	IKERE WEST	0	0	0	0	0	0	0	0	0	0	0	0	0	0	0	0	0	0	0.00
24	IKOLE	0	1	1	4	27	31	0	0	0	0	0	0	0	0	0	4	28	32	2.90
25	IKOLE WEST	0	0	0	0	2	2	0	0	0	0	0	0	0	0	0	0	2	2	0.18
26	KAJOLA	0	0	0	0	1	1	0	0	0	0	0	0	0	0	0	0	1	1	0.09
27	AJONI	0	0	0	1	2	3	0	0	0	0	0	0	0	0	0	1	2	3	0.27
28	ILEJEMEJE	2	2	4	0	4	4	0	0	0	0	0	0	0	0	0	2	6	8	0.73
29	IREPODUN/IFELODUN	2	3	5	0	15	15	0	0	0	0	0	0	0	0	0	2	18	20	1.81
30	ARAROMI	0	0	0	0	0	0	0	0	0	0	0	0	0	0	0	0	0	0	0.00
31	IFEDARA	0	0	0	0	0	0	0	0	0	0	0	0	0	0	0	0	0	0	0.00
32	ISE / ORUN	1	1	2	0	23	23	0	0	0	0	0	0	0	0	0	1	24	25	2.27
33	MOBA	1	4	5	7	27	34	0	0	0	0	0	0	0	0	0	8	31	39	3.54
34	ERO	0	0	0	1	5	6	0	0	0	0	0	0	0	0	0	1	5	6	0.54
35	OYE	0	2	2	2	11	13	0	0	0	0	0	0	0	0	0	2	13	15	1.36
36	IFESOWAPO	0	0	0	0	1	1	0	0	0	0	0	0	0	0	0	0	1	1	0.09
37	IFELOJU	0	0	0	1	7	8	0	0	0	0	0	0	0	0	0	1	7	8	0.73
38	AYEDE	0	0	0	0	1	1	0	0	0	0	0	0	0	0	0	0	1	1	0.09
39	OTHERS	0	0	0	1	25	26	0	0	0	0	0	0	0	0	0	1	25	26	2.36
	<b>TOTAL</b>	<b>10</b>	<b>50</b>	<b>60</b>	<b>33</b>	<b>348</b>	<b>381</b>	<b>27</b>	<b>254</b>	<b>281</b>	<b>41</b>	<b>331</b>	<b>372</b>	<b>0</b>	<b>9</b>	<b>9</b>	<b>111</b>	<b>992</b>	<b>1,103</b>	<b>100.00</b>

Source HMB, PHCDA, EKSUTH AND FETHI.





# **CHAPTER FOUR**

# **HOSPITAL ACTIVITIES**

PRODUCED BY STATE BUREAU OF STATISTICS, EKITI STATE.

## CHAPTER FOUR

### HOSPITAL ACTIVITIES

The chapter highlights information on In-patients, Out-patients, Discharges and Deaths among others in the public health facility of the State.

**Table 4.1** shows the summary of out-patients in the public health facility by gender and type of facility. It could be seen that tertiary health facility has the highest percentage of out-patients of 46.02% out of 398,217. Primary and secondary facility have 39.23% and 14.75% respectively. 63.66% of the total out-patients were female while the remaining 36.34% were male.

**Table 4.2** reflects the distribution of outpatients by local government and type of health facility. It also reveals that Ado Local Government had the highest figure of 121,535(30.52%) followed by Ido-Osi with 98,868 (24.83%) out of the total of 398,217. Ilejemeje had the least percentage of 1.46%

The summary of in-patients in government health facility as contained in **table 4.3** reveals that primary, secondary and tertiary health facility respectively have 4.58%, 31.25% and 64.18% of 23,539. Further observation however, reveals the percentage distribution of the gender in-patients in 2023 shows that male and female in-patients is 32.55% and 67.45%.

**Table 4.4** reveals the distribution of in-patients across the local governments in 2023. Ado Local Government had the highest number of in-patients of 12,208 (51.86%), followed by Ido-Osi and Ijero with 3,619 (15.37%) and 1,220(5.18%) respectively, while Ekiti South west recoded the lowest number of in-patients of 0.66%.

Table 4.5 shows that 21,288 patients were discharged from the health facility. Out of this, 13,876 (65.18%) were female and the remaining 7,412 (34.82%) were male. Classification of discharges by type of facility show that,

tertiary health facility had the highest of 61.824% while Secondary and primary had 33.55% and 4.63% respectively.

Table 4.6 shows discharges by Local government across the various categories of health facility. Ado has the highest discharges of 10,631 (49.94%) out of 21,288, Ekiti Southwest recorded the least of 147 (0.69%).

In respect of deaths recorded in the health facility, table 4.7 reveals a total of 1,083 deaths out of which female were 572 (52.82%) while male were 511 (47.19%).

From table 4.8, observation reveals that Oye recorded no death, Ekiti S/West had two (2) deaths being the least while Ado recorded the highest number of deaths of 693 (63.99%) for the year.

Table 4.9 contains the comparative analysis of hospital records including deaths, discharges, in-patients and out-patients. It can be observed that one out of seventeen out-patients was admitted in the public health facility across the State. In fact, there were 390,840 outpatients as against 22,939 in-patients. See the table for more information.

According to table 4.10, 3,212 patients received eye treatment out of which 2,791 were attended to in the Tertiary facility and 421 patients in the secondary facility in 2023. It was also observed that the number of females treated was slightly higher than the male patients with eye problems by 6% in the year 2023.

A total of 11,769 dental cases were attended to in the year 2023 as shown in table 4.11. Out of this, 7,026 patients were attended to in the primary facility with female patient slightly higher than that of male patient by 3.8%. There were 4,257 dental patients attended to in the tertiary health facility with 2,087 males and 2,170 females.

**TABLE 4.1**  
**SUMMARY OF OUT- PATIENTS IN PUBLIC HEALTH FACILITY BY GENDER IN EKITI STATE, 2023.**

S/N	FACILITY	MALE	FEMALE	TOTAL	%
1	PRIMARY	51,739	104,490	<b>156,229</b>	<b>39.23</b>
2	SECONDARY	20,001	38,740	<b>58,741</b>	<b>14.75</b>
3	TERTIARY <sub>(STATE)</sub>	39,131	58,230	<b>97,361</b>	<b>24.45</b>
4	TERTIARY <sub>(FEDERAL)</sub>	33,845	52,041	<b>85,886</b>	<b>21.57</b>
5	<b>TOTAL</b>	<b>144,716</b>	<b>253,501</b>	<b>398,217</b>	<b>100</b>
6	<b>% DISTRIBUTION</b>	<b>36.34</b>	<b>63.66</b>	<b>100.00</b>	

Source: EKSBS

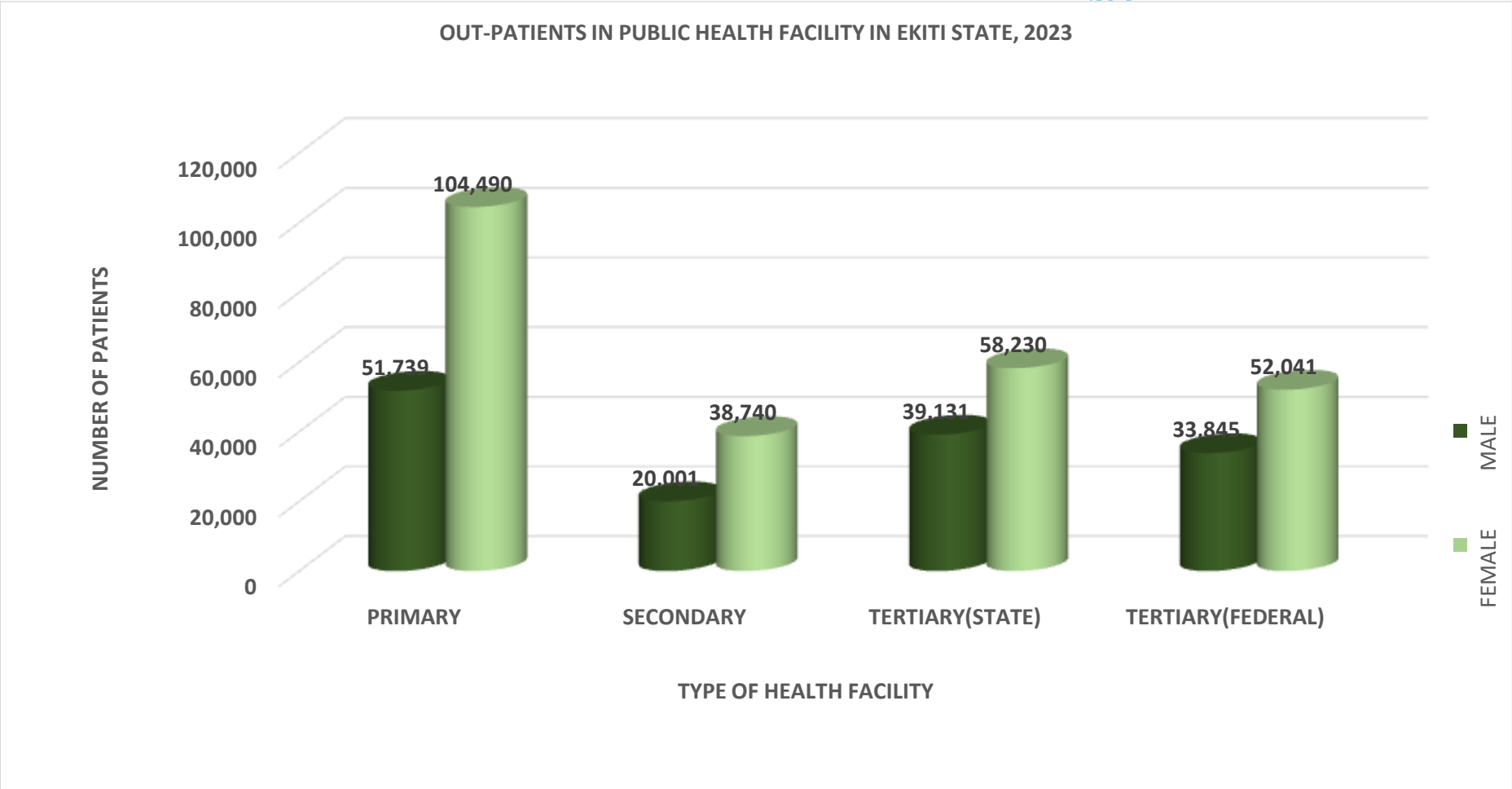
**TABLE 4.2**  
**OUT-PATIENTS IN PUBLIC HEALTH FACILITY BY GENDER AND LGA/LCDA IN EKITI STATE, 2023.**

S/N	LGA/LCDA	PRIMARY HEALTH FACILITY			SECONDARY HEALTH FACILITY/HMB			TERTIARY HEALTH FACILITY (STATE)			TERTIARY HEALTH FACILITY(FEDERAL)			GRAND TOTAL			%
		M	F	T	M	F	T	M	F	T	M	F	T	M	F	T	
1	ADO-EKITI	7387	13160	<b>20547</b>	1617	2010	<b>3627</b>	39131	58230	<b>97361</b>	0	0	0	<b>48135</b>	<b>73400</b>	<b>121535</b>	30.52
2	ADO CENTRAL	0	0	<b>0</b>	0	0	<b>0</b>	0	0	<b>0</b>	0	0	0	<b>0</b>	<b>0</b>	<b>0</b>	0.00
3	ADO NORTH	0	0	<b>0</b>	0	0	<b>0</b>	0	0	<b>0</b>	0	0	0	<b>0</b>	<b>0</b>	<b>0</b>	0.00
4	ADO WEST	0	0	<b>0</b>	0	0	<b>0</b>	0	0	<b>0</b>	0	0	0	<b>0</b>	<b>0</b>	<b>0</b>	0.00
5	EFON ALAAYE	2529	5235	<b>7764</b>	384	472	<b>856</b>	0	0	<b>0</b>	0	0	0	<b>2913</b>	<b>5707</b>	<b>8620</b>	2.16
6	EKITI EAST	433	11008	<b>11441</b>	857	1115	<b>1972</b>	0	0	<b>0</b>	0	0	0	<b>1290</b>	<b>12123</b>	<b>13413</b>	3.37
7	EKITI S/EAST	0	0	<b>0</b>	0	0	<b>0</b>	0	0	<b>0</b>	0	0	0	<b>0</b>	<b>0</b>	<b>0</b>	0.00
8	EKITI S/WEST	1836	4290	<b>6126</b>	901	1470	<b>2371</b>	0	0	<b>0</b>	0	0	0	<b>2737</b>	<b>5760</b>	<b>8497</b>	2.13
9	IGBARA/OGOTUN	0	0	<b>0</b>	0	0	<b>0</b>	0	0	<b>0</b>	0	0	0	<b>0</b>	<b>0</b>	<b>0</b>	0.00
10	EKITI WEST	2334	4090	<b>6424</b>	601	202	<b>803</b>	0	0	<b>0</b>	0	0	0	<b>2935</b>	<b>4292</b>	<b>7227</b>	1.81
11	EKAMETA	0	0	<b>0</b>	0	0	<b>0</b>	0	0	<b>0</b>	0	0	0	<b>0</b>	<b>0</b>	<b>0</b>	0.00
12	OKEMESI/IDO ILE	0	0	<b>0</b>	0	0	<b>0</b>	0	0	<b>0</b>	0	0	0	<b>0</b>	<b>0</b>	<b>0</b>	0.00
13	EMURE	2645	4453	<b>7098</b>	945	1564	<b>2509</b>	0	0	<b>0</b>	0	0	0	<b>3590</b>	<b>6017</b>	<b>9607</b>	2.41
14	GBONYIN	2020	2985	<b>5005</b>	1255	1718	<b>2973</b>	0	0	<b>0</b>	0	0	0	<b>3275</b>	<b>4703</b>	<b>7978</b>	2.00
15	AYEKIRE	0	0	<b>0</b>	0	0	<b>0</b>	0	0	<b>0</b>	0	0	0	<b>0</b>	<b>0</b>	<b>0</b>	0.00
16	IDO/OSI	4137	6991	<b>11128</b>	629	1225	<b>1854</b>	0	0	<b>0</b>	33845	52041	<b>85886</b>	<b>38611</b>	<b>60257</b>	<b>98868</b>	24.83
17	ISOKAN	<b>0</b>	<b>0</b>	<b>0</b>	0	0	<b>0</b>	0	0	<b>0</b>	0	0	0	<b>0</b>	<b>0</b>	<b>0</b>	0.00
18	IJERO	5326	9421	<b>14747</b>	1667	2651	<b>4318</b>	0	0	<b>0</b>	0	0	0	<b>6993</b>	<b>12072</b>	<b>19065</b>	4.79
19	IREDE	0	0	<b>0</b>	0	0	<b>0</b>	0	0	<b>0</b>	0	0	0	<b>0</b>	<b>0</b>	<b>0</b>	0.00
20	IREWOLE	0	0	<b>0</b>	0	0	<b>0</b>	0	0	<b>0</b>	0	0	0	<b>0</b>	<b>0</b>	<b>0</b>	0.00
21	ESO OBE	0	0	<b>0</b>	0	0	<b>0</b>	0	0	<b>0</b>	0	0	0	<b>0</b>	<b>0</b>	<b>0</b>	0.00
22	IKERE	4259	6753	<b>11012</b>	1994	3112	<b>5106</b>	0	0	<b>0</b>	0	0	0	<b>6253</b>	<b>9865</b>	<b>16118</b>	4.05
23	IKERE WEST	0	0	<b>0</b>	0	0	<b>0</b>	0	0	<b>0</b>	0	0	0	<b>0</b>	<b>0</b>	<b>0</b>	0.00
24	IKOLE	4074	7158	<b>11232</b>	2983	3613	<b>6596</b>	0	0	<b>0</b>	0	0	0	<b>7057</b>	<b>10771</b>	<b>17828</b>	4.48
25	IKOLE WEST	0	0	<b>0</b>	0	0	<b>0</b>	0	0	<b>0</b>	0	0	0	<b>0</b>	<b>0</b>	<b>0</b>	0.00
26	KAJOLA	0	0	<b>0</b>	0	0	<b>0</b>	0	0	<b>0</b>	0	0	0	<b>0</b>	<b>0</b>	<b>0</b>	0.00
27	AJONI	0	0	<b>0</b>	0	0	<b>0</b>	0	0	<b>0</b>	0	0	0	<b>0</b>	<b>0</b>	<b>0</b>	0.00
28	ILEJEMEJE	1593	3580	<b>5173</b>	296	344	<b>640</b>	0	0	<b>0</b>	0	0	0	<b>1889</b>	<b>3924</b>	<b>5813</b>	1.46
29	IRE/IFE	3450	6093	<b>9543</b>	1455	2386	<b>3841</b>	0	0	<b>0</b>	0	0	0	<b>4905</b>	<b>8479</b>	<b>13384</b>	3.36

30	ARAROMI	0	0	0	0	0	0	0	0	0	0	0	0	0	0	0	0.00
31	IFEDARA	0	0	0	0	0	0	0	0	0	0	0	0	0	0	0	0.00
32	ISE / ORUN	1976	3978	5954	751	11067	11818	0	0	0	0	0	0	2727	15045	17772	4.46
33	MOBA	2740	5916	8656	852	1228	2080	0	0	0	0	0	0	3592	7144	10736	2.70
34	ERO	0	0	0	0	0	0	0	0	0	0	0	0	0	0	0	0.00
35	OYE	5000	9379	14379	2814	4563	7377	0	0	0	0	0	0	7814	13942	21756	5.46
36	IFESOWAPO	0	0	0	0	0	0	0	0	0	0	0	0	0	0	0	0.00
37	IFELOJU	0	0	0	0	0	0	0	0	0	0	0	0	0	0	0	0.00
38	AYEDE	0	0	0	0	0	0	0	0	0	0	0	0	0	0	0	0.00
	<b>TOTAL</b>	<b>51739</b>	<b>104490</b>	<b>156229</b>	<b>20001</b>	<b>38740</b>	<b>58741</b>	<b>39131</b>	<b>58230</b>	<b>97361</b>	<b>33845</b>	<b>52041</b>	<b>85886</b>	<b>144716</b>	<b>253501</b>	<b>398217</b>	<b>100.00</b>

Source: HMB, PHCDA, EKSUTH AND FETHI.

PRODUCED BY STATE BUREAU OF STATISTICS, EKITI STATE.





**TABLE 4.3**  
**SUMMARY OF IN- PATIENTS IN PUBLIC HEALTH FACILITY BY GENDER IN EKITI STATE, 2023.**

S/N	FACILITY	MALE	FEMALE	TOTAL	%
1	PRIMARY	44	1,033	<b>1,077</b>	<b>4.58</b>
2	SECONDARY	2,684	4,672	<b>7,356</b>	<b>31.25</b>
3	TERTIARY <sub>(STATE)</sub>	3,662	8,267	<b>11,929</b>	<b>50.68</b>
4	TERTIARY <sub>(FEDERAL)</sub>	1,271	1,906	<b>3,177</b>	<b>13.50</b>
5	<b>TOTAL</b>	<b>7,661</b>	<b>15,878</b>	<b>23,539</b>	<b>100</b>
6	% DISTRIBUTION	<b>32.55</b>	<b>67.45</b>	<b>100</b>	

Source: EKSBS

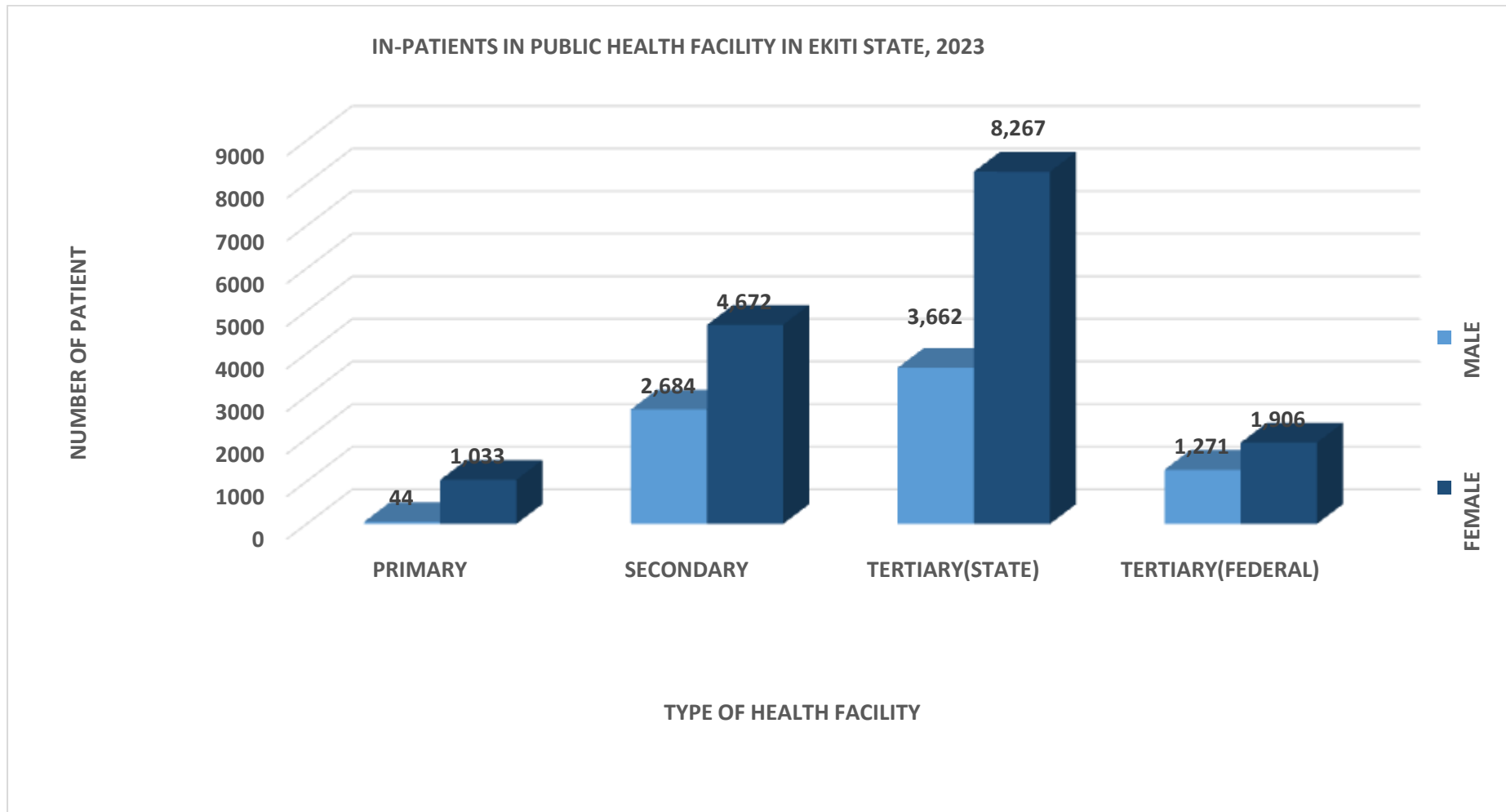
**TABLE 4.4**  
**IN - PATIENTS IN PUBLIC HEALTH FACILITY BY GENDER AND LGA/LCDA IN EKITI STATE, 2023**

S/N	LGA/LCDA	PRIMARY HEALTH FACILITY			SECONDARY HEALTH FACILITY/HMB			TERTIARY HEALTH FACILITY (STATE)			TERTIARY HEALTH FACILITY(FEDERAL)			GRAND TOTAL			%
		M	F	T	M	F	T	M	F	T	M	F	T	M	F	T	
1	ADO-EKITI	0	0	0	94	185	279	3,662	8,267	11,929	0	0	0	3,756	8,452	12,208	51.86
2	ADO CENTRAL	0	0	0	0	0	0	0	0	0	0	0	0	0	0	0	0.00
3	ADO NORTH	0	0	0	0	0	0	0	0	0	0	0	0	0	0	0	0.00
4	ADO WEST	0	0	0	0	0	0	0	0	0	0	0	0	0	0	0	0.00
5	EFON ALAAYE	2	110	112	108	207	315	0	0	0	0	0	0	110	317	427	1.81
6	EKITI EAST	1	60	61	175	259	434	0	0	0	0	0	0	176	319	495	2.10
7	EKITI S/EAST	0	0	0	0	0	0	0	0	0	0	0	0	0	0	0	0.00
8	EKITI S/WEST	22	55	77	22	57	79			0	0	0	0	44	112	156	0.66
9	IGBARA/OGOTUN	0	0	0	0	0	0	0	0	0	0	0	0	0	0	0	0.00
10	EKITI WEST	0	0	0	367	480	847	0	0	0	0	0	0	367	480	847	3.60
11	EKAMETA	0	0	0	0	0	0	0	0	0	0	0	0	0	0	0	0.00
12	OKEMESI/IDO ILE	0	0	0	0	0	0	0	0	0	0	0	0	0	0	0	0.00
13	EMURE	11	36	47	150	184	334	0	0	0	0	0	0	161	220	381	1.62
14	GBONYIN	7	38	45	170	322	492	0	0	0	0	0	0	177	360	537	2.28
15	AYEKIRE	0	0	0	0	0	0	0	0	0	0	0	0	0	0	0	0.00
16	IDO/OSI	0	214	214	76	152	228	0	0	0	1,271	1,906	3,177	1,347	2,272	3,619	15.37
17	ISOKAN	0	0	0	0	0	0	0	0	0	0	0	0	0	0	0	0.00
18	IJERO	0	410	410	283	527	810	0	0	0	0	0	0	283	937	1,220	5.18
19	IREDE	0	0	0	0	0	0	0	0	0	0	0	0	0	0	0	0.00
20	IREWOLE	0	0	0	0	0	0	0	0	0	0	0	0	0	0	0	0.00
21	ESO OBE	0	0	0	0	0	0	0	0	0	0	0	0	0	0	0	0.00
22	IKERE	0	73	73	308	684	992	0	0	0	0	0	0	308	757	1,065	4.52
23	IKERE WEST	0	0	0	0	0	0	0	0	0	0	0	0	0	0	0	0.00
24	IKOLE	0	0	0	329	628	957	0	0	0	0	0	0	329	628	957	4.07
25	IKOLE WEST	0	0	0	0	0	0	0	0	0	0	0	0	0	0	0	0.00
26	KAJOLA	0	0	0	0	0	0	0	0	0	0	0	0	0	0	0	0.00
27	AJONI	0	0	0	0	0	0	0	0	0	0	0	0	0	0	0	0.00
28	ILEJEMEJE	1	37	38	60	64	124	0	0	0	0	0	0	61	101	162	0.69
29	IREPODUN/IFELODUN	0	0	0	99	203	302	0	0	0	0	0	0	99	203	302	1.28
30	ARAROMI	0	0	0	0	0	0	0	0	0	0	0	0	0	0	0	0.00

31	IFEDARA	0	0	0	0	0	0	0	0	0	0	0	0	0	0	0	0.00
32	ISE / ORUN	0	0	0	96	155	251	0	0	0	0	0	0	96	155	251	1.07
33	MOBA	0	0	0	117	195	312	0	0	0	0	0	0	117	195	312	1.33
34	ERO	0	0	0	0	0	0	0	0	0	0	0	0	0	0	0	0.00
35	OYE	0	0	0	230	370	600	0	0	0	0	0	0	230	370	600	2.55
36	IFESOWAPO	0	0	0	0	0	0	0	0	0	0	0	0	0	0	0	0.00
37	IFELOJU	0	0	0	0	0	0	0	0	0	0	0	0	0	0	0	0.00
38	AYEDE	0	0	0	0	0	0	0	0	0	0	0	0	0	0	0	0.00
	<b>TOTAL</b>	<b>44</b>	<b>1,033</b>	<b>1,077</b>	<b>2,684</b>	<b>4,672</b>	<b>7,356</b>	<b>3,662</b>	<b>8267</b>	<b>11,929</b>	<b>1,271</b>	<b>1,906</b>	<b>3,177</b>	<b>7,661</b>	<b>15,878</b>	<b>23,539</b>	<b>100.00</b>

Source HMB, PHCDA, EKSUTH AND FETHI.

PRODUCED BY STATE BUREAU OF STATISTICS, ENTI STATE



**TABLE 4.5**  
**SUMMARY OF DISCHARGES IN PUBLIC HEALTH FACILITY BY GENDER IN EKITI STATE, 2023.**

S/N	FACILITY	MALE	FEMALE	TOTAL	%
1	PRIMARY	148	837	985	4.627
2	SECONDARY	2,936	4,206	7,142	33.549
3	TERTIARY <sub>(STATE)</sub>	3,234	7,140	10,374	48.732
4	TERTIARY <sub>(FEDERAL)</sub>	1,094	1,693	2,787	13.092
5	<b>TOTAL</b>	<b>7,412</b>	<b>13,876</b>	<b>21,288</b>	<b>100.00</b>
6	<b>%</b>	<b>34.818</b>	<b>65.182</b>	<b>100</b>	

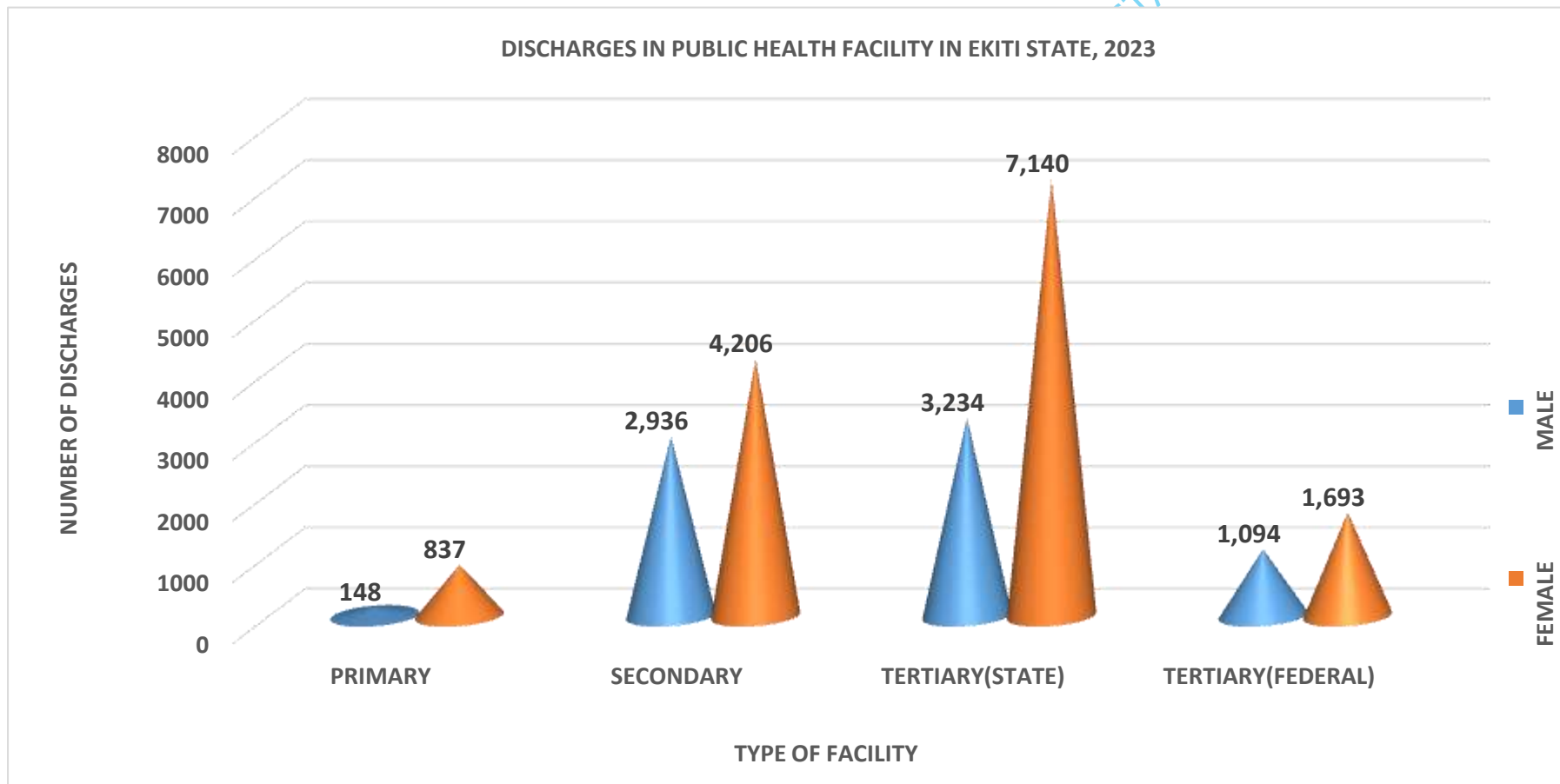
Source: EKSBS

**TABLE 4.6**  
**DISCHARGES IN PUBLIC HEALTH FACILITY BY GENDER AND LGA/LCDA IN EKITI STATE, 2023**

S/N	LGA/LCDA	PRIMARY HEALTH FACILITY			SECONDARY HEALTH FACILITY/HMB			TERTIARY HEALTH FACILITY (STATE)			TERTIARY HEALTH FACILITY(FEDERAL)			GRAND TOTAL			%
		M	F	T	M	F	T	M	F	T	M	F	T	M	F	T	
1	ADO-EKITI	0	0	0	80	177	257	3,234	7,140	10,374	0	0	0	3,314	7,317	10,631	49.94
2	ADO CENTRAL	0	0	0	0	0	0	0	0	0	0	0	0	0	0	0	0.00
3	ADO NORTH	0	0	0	0	0	0	0	0	0	0	0	0	0	0	0	0.00
4	ADO WEST	0	0	0	0	0	0	0	0	0	0	0	0	0	0	0	0.00
5	EFON ALAAYE	2	110	112	106	201	307	0	0	0	0	0	0	108	311	419	1.97
6	EKITI EAST	0	61	61	147	221	368	0	0	0	0	0	0	147	282	429	2.02
7	EKITI S/EAST	0	0	0	0	0	0	0	0	0	0	0	0	0	0	0	0.00
8	EKITI S/WEST	19	53	72	22	53	75	0	0	0	0	0	0	41	106	147	0.69
9	IGBARA/OGOTUN	0	0	0	0	0	0	0	0	0	0	0	0	0	0	0	0.00
10	EKITI WEST	0	0	0	240	313	553	0	0	0	0	0	0	240	313	553	2.60
11	EKAMETA	0	0	0	0	0	0	0	0	0	0	0	0	0	0	0	0.00
12	OKEMESI/IDO ILE	0	0	0	0	0	0	0	0	0	0	0	0	0	0	0	0.00
13	EMURE	11	36	47	143	157	300	0	0	0	0	0	0	154	193	347	1.63
14	GBONYIN	0	0	0	164	313	477	0	0	0	0	0	0	164	313	477	2.24
15	AYEKIRE	0	0	0	0	0	0	0	0	0	0	0	0	0	0	0	0.00
16	IDO/OSI	2	201	203	691	148	839	0	0	0	1,094	1,693	2,787	1,787	2,042	3,829	17.99
17	ISOKAN	0	0	0	0	0	0	0	0	0	0	0	0	0	0	0	0.00
18	IJERO	113	266	379	218	491	709	0	0	0	0	0	0	331	757	1,088	5.11
19	IREDE	0	0	0	0	0	0	0	0	0	0	0	0	0	0	0	0.00
20	IREWOLE	0	0	0	0	0	0	0	0	0	0	0	0	0	0	0	0.00
21	ESO OBE	0	0	0	0	0	0	0	0	0	0	0	0	0	0	0	0.00
22	IKERE	0	73	73	257	625	882	0	0	0	0	0	0	257	698	955	4.49
23	IKERE WEST	0	0	0	0	0	0	0	0	0	0	0	0	0	0	0	0.00
24	IKOLE	0	0	0	291	574	865	0	0	0	0	0	0	291	574	865	4.06
25	IKOLE WEST	0	0	0	0	0	0	0	0	0	0	0	0	0	0	0	0.00
26	KAJOLA	0	0	0	0	0	0	0	0	0	0	0	0	0	0	0	0.00

27	<b>AJONI</b>	0	0	<b>0</b>	0	0	<b>0</b>	0	0	<b>0</b>	0	0	<b>0</b>	0	0	<b>0</b>	0.00
28	<b>ILEJEMEJE</b>	1	37	<b>38</b>	58	63	<b>121</b>	0	0	<b>0</b>	0	0	<b>0</b>	59	100	<b>159</b>	0.75
29	<b>IREPODUN/IFELODUN</b>	0	0	<b>0</b>	93	184	<b>277</b>	0	0	<b>0</b>	0	0	<b>0</b>	93	184	<b>277</b>	1.30
30	<b>ARAROMI</b>	0	0	<b>0</b>	0	0	<b>0</b>	0	0	<b>0</b>	0	0	<b>0</b>	0	0	<b>0</b>	0.00
31	<b>IFEDARA</b>	0	0	<b>0</b>	0	0	<b>0</b>	0	0	<b>0</b>	0	0	<b>0</b>	0	0	<b>0</b>	0.00
32	<b>ISE / ORUN</b>	0	0	<b>0</b>	88	147	<b>235</b>	0	0	<b>0</b>	0	0	<b>0</b>	88	147	<b>235</b>	1.10
33	<b>MOBA</b>	0	0	<b>0</b>	118	180	<b>298</b>	0	0	<b>0</b>	0	0	<b>0</b>	118	180	<b>298</b>	1.40
34	<b>ERO</b>	0	0	<b>0</b>	0	0	<b>0</b>	0	0	<b>0</b>	0	0	<b>0</b>	0	0	<b>0</b>	0.00
35	<b>OYE</b>	0	0	<b>0</b>	220	359	<b>579</b>	0	0	<b>0</b>	0	0	<b>0</b>	220	359	<b>579</b>	2.72
36	<b>IFESOWAPO</b>	0	0	<b>0</b>	0	0	<b>0</b>	0	0	<b>0</b>	0	0	<b>0</b>	0	0	<b>0</b>	0.00
37	<b>IFELOJU</b>	0	0	<b>0</b>	0	0	<b>0</b>	0	0	<b>0</b>	0	0	<b>0</b>	0	0	<b>0</b>	0.00
38	<b>AYEDE</b>	0	0	<b>0</b>	0	0	<b>0</b>	0	0	<b>0</b>	0	0	<b>0</b>	0	0	<b>0</b>	0.00
	<b>TOTAL</b>	<b>148</b>	<b>837</b>	<b>985</b>	<b>2,936</b>	<b>4,206</b>	<b>7,142</b>	<b>3,234</b>	<b>7,140</b>	<b>10,374</b>	<b>1,094</b>	<b>1,693</b>	<b>2,787</b>	<b>7,412</b>	<b>13,876</b>	<b>21,288</b>	<b>100.00</b>

Source: HMB, PHCDA, EKSUTH AND FETHI.





**TABLE 4.7**  
**SUMMARY OF DEATH RECORDED IN PUBLIC HEALTH FACILITY BY GENDER IN EKITI STATE, 2023.**

S/N	FACILITY	MALE	FEMALE	TOTAL	%
1	PRIMARY	0	0	0	0
2	SECONDARY	103	105	208	19.206
3	TERTIARY <sub>(STATE)</sub>	304	387	691	63.804
4	TERTIARY <sub>(FEDERAL)</sub>	104	80	184	16.990
5	<b>TOTAL</b>	<b>511</b>	<b>572</b>	<b>1,083</b>	<b>100.00</b>
6	<b>%</b>	<b>47.184</b>	<b>52.816</b>	<b>100.00</b>	

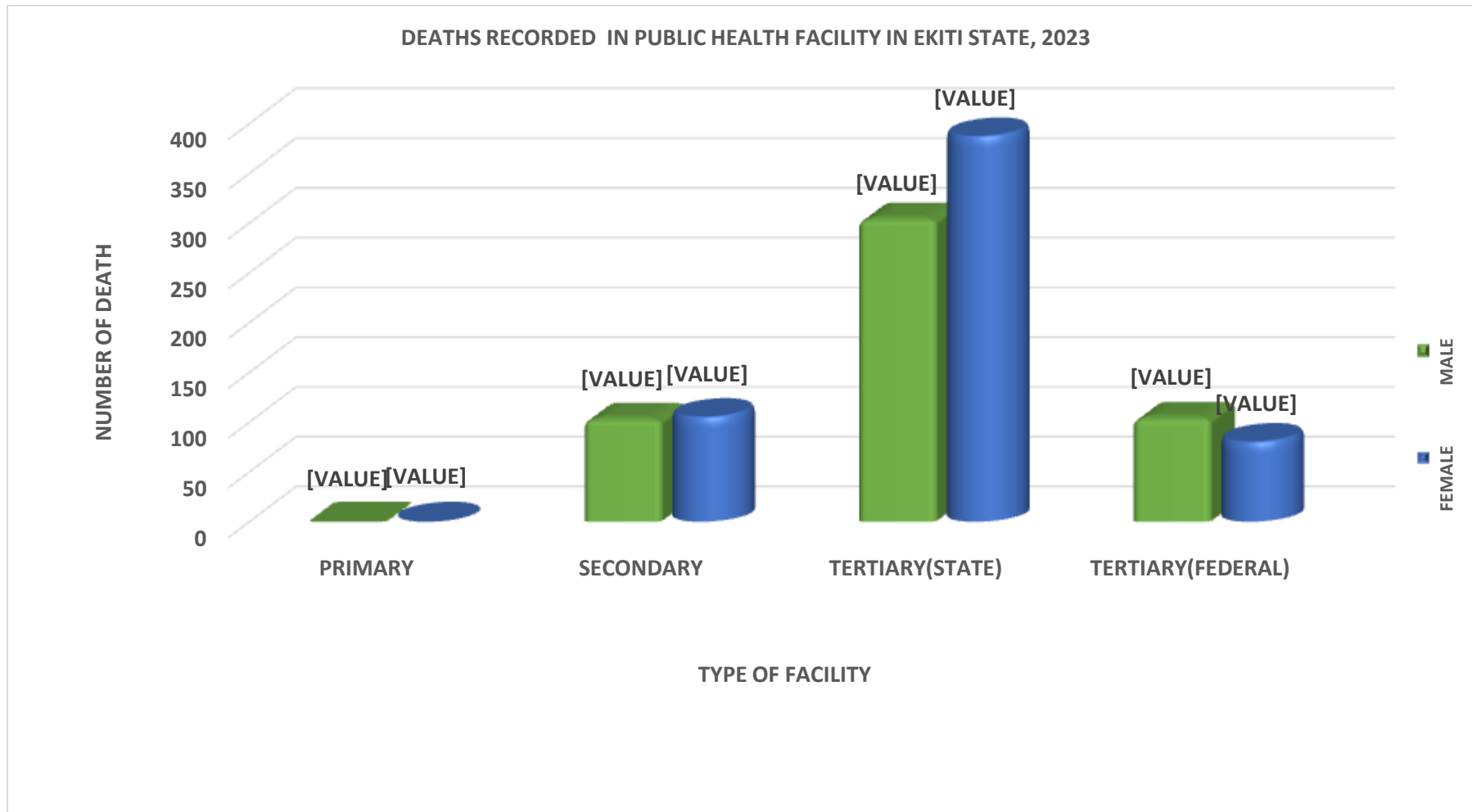
Source: EKSBS

**TABLE 4.8**  
**DEATH RECORDS IN PUBLIC HEALTH FACILITY BY GENDER AND LGA/LCDA IN EKITI STATE, 2023.**

S/N	LGA/LCDA	PRIMARY HEALTH FACILITY			SECONDARY HEALTH FACILITY/HMB			TERTIARY HEALTH FACILITY (STATE)			TERTIARY HEALTH FACILITY(FEDERAL)			GRAND TOTAL			%
		M	F	T	M	F	T	M	F	T	M	F	T	M	F	T	
1	ADO-EKITI	0	0	0	1	1	2	304	387	691	0	0	0	305	388	693	63.99
2	ADO CENTRAL	0	0	0	0	0	0	0	0	0	0	0	0	0	0	0	0.00
3	ADO NORTH	0	0	0	0	0	0	0	0	0	0	0	0	0	0	0	0.00
4	ADO WEST	0	0	0	0	0	0	0	0	0	0	0	0	0	0	0	0.00
5	EFON ALAAYE	0	0	0	1	3	4	0	0	0	0	0	0	1	3	4	0.37
6	EKITI EAST	0	0	0	6	3	9	0	0	0	0	0	0	6	3	9	0.83
7	EKITI S/EAST	0	0	0	0	0	0	0	0	0	0	0	0	0	0	0	0.00
8	EKITI S/WEST	0	0	0	0	2	2	0	0	0	0	0	0	0	2	2	0.18
9	IGBARA/OGOTUN	0	0	0	0	0	0	0	0	0	0	0	0	0	0	0	0.00
10	EKITI WEST	0	0	0	6	8	14	0	0	0	0	0	0	6	8	14	1.29
11	EKAMETA	0	0	0	0	0	0	0	0	0	0	0	0	0	0	0	0.00
12	OKEMESI/IDO ILE	0	0	0	0	0	0	0	0	0	0	0	0	0	0	0	0.00
13	EMURE	0	0	0	7	27	34	0	0	0	0	0	0	7	27	34	3.14
14	GBONYIN	0	0	0	9	9	18	0	0	0	0	0	0	9	9	18	1.66
15	AYEKIRE	0	0	0	0	0	0	0	0	0	0	0	0	0	0	0	0.00
16	IDO/OSI	0	0	0	2	1	3	0	0	0	104	80	184	106	81	187	17.27
17	ISOKAN	0	0	0	0	0	0	0	0	0	0	0	0	0	0	0	0.00
18	IJERO	0	0	0	14	6	20	0	0	0	0	0	0	14	6	20	1.85
19	IREDE	0	0	0	0	0	0	0	0	0	0	0	0	0	0	0	0.00
20	IREWOLE	0	0	0	0	0	0	0	0	0	0	0	0	0	0	0	0.00
21	ESO OBE	0	0	0	0	0	0	0	0	0	0	0	0	0	0	0	0.00
22	IKERE	0	0	0	17	7	24	0	0	0	0	0	0	17	7	24	2.22
23	IKERE WEST	0	0	0	0	0	0	0	0	0	0	0	0	0	0	0	0.00
24	IKOLE	0	0	0	16	21	37	0	0	0	0	0	0	16	21	37	3.42

25	IKOLE WEST	0	0	0	0	0	0	0	0	0	0	0	0	0	0	0	0.00
26	KAJOLA	0	0	0	0	0	0	0	0	0	0	0	0	0	0	0	0.00
27	AJONI	0	0	0	0	0	0	0	0	0	0	0	0	0	0	0	0.00
28	ILEJEMEJE	0	0	0	2	1	3	0	0	0	0	0	0	2	1	3	0.28
29	IREPODUN/IFELODUN	0	0	0	2	4	6	0	0	0	0	0	0	2	4	6	0.55
30	ARAROMI	0	0	0	0	0	0	0	0	0	0	0	0	0	0	0	0.00
31	IFEDARA	0	0	0	0	0	0	0	0	0	0	0	0	0	0	0	0.00
32	ISE / ORUN	0	0	0	5	8	13	0	0	0	0	0	0	5	8	13	1.20
33	MOBA	0	0	0	15	4	19	0	0	0	0	0	0	15	4	19	1.75
34	ERO	0	0	0	0	0	0	0	0	0	0	0	0	0	0	0	0.00
35	OYE	0	0	0	0	0	0	0	0	0	0	0	0	0	0	0	0.00
36	IFESOWAPO	0	0	0	0	0	0	0	0	0	0	0	0	0	0	0	0.00
37	IFELOJU	0	0	0	0	0	0	0	0	0	0	0	0	0	0	0	0.00
38	AYEDE	0	0	0	0	0	0	0	0	0	0	0	0	0	0	0	0.00
	<b>TOTAL</b>	<b>0</b>	<b>0</b>	<b>0</b>	<b>103</b>	<b>105</b>	<b>208</b>	<b>304</b>	<b>387</b>	<b>691</b>	<b>104</b>	<b>80</b>	<b>184</b>	<b>511</b>	<b>572</b>	<b>1,083</b>	<b>100.00</b>

Source: HMB, PHCDA, EKSUTH AND FETHI.



**TABLE 4.9**  
**SUMMARY OF OUT-PATIENT, IN-PATIENT, DISCHARGES AND NUMBER OF REGISTERED DEATH IN PUBLIC HEALTH FACILITY BY LGA/LCDA**  
**EKITI STATE, 2023**

S/N	LGA/LCDA	OUT-PATIENT			IN-PATIENT			DISCHARGES			DEATH		
		MALE	FEMALE	TOTAL	MALE	FEMALE	TOTAL	MALE	FEMALE	TOTAL	MALE	FEMALE	TOTAL
1	ADO-EKITI	48,135	73,400	121,535	3,756	8,452	12,208	3,314	7,317	10,631	305	388	693
2	ADO CENTRAL	0	0	0	0	0	0	0	0	0	0	0	0
3	ADO NORTH	0	0	0	0	0	0	0	0	0	0	0	0
4	ADO WEST	0	0	0	0	0	0	0	0	0	0	0	0
5	EFON ALAAYE	2,913	5,707	8,620	110	317	427	108	311	419	1	3	4
6	EKITI EAST	1,290	12,123	13,413	176	319	495	147	282	429	6	3	9
7	EKITI S/EAST	0	0	0	0	0	0	0	0	0	0	0	0
8	EKITI S/WEST	2,737	5,760	8,497	44	112	156	41	106	147	0	2	2
9	IGBARA/OGOTUN	0	0	0	0	0	0	0	0	0	0	0	0
10	EKITI WEST	2,935	4,292	7,227	367	480	847	240	313	553	6	8	14
11	EKAMETA	0	0	0	0	0	0	0	0	0	0	0	0
12	OKEMESI/IDO ILE	0	0	0	0	0	0	0	0	0	0	0	0
13	EMURE	3,590	6,017	9,607	161	220	381	154	193	347	7	27	34
14	GBONYIN	3,375	4,703	7,978	177	360	537	164	313	477	9	9	18
15	AYEKIRE	0	0	0	0	0	0	0	0	0	0	0	0
16	IDO/OSI	38,611	60,257	98,868	1,347	2,272	3,619	1,787	2,042	3,829	0	0	0
17	ISOKAN	0	0	0	0	0	0	0	0	0	0	0	0
18	IJERO	6,993	12,072	19,065	283	937	1,220	331	757	1,088	106	81	187
19	IREDE	0	0	0	0	0	0	0	0	0	0	0	0
20	IREWOLE	0	0	0	0	0	0	0	0	0	0	0	0
21	ESO OBE	0	0	0	0	0	0	0	0	0	0	0	0
22	IKERE	6,253	9,865	16,118	308	757	1,065	257	698	955	14	6	20
23	IKERE WEST	0	0	0	0	0	0	0	0	0	0	0	0
24	IKOLE	7,057	10,771	17,828	329	628	957	291	574	865	17	7	24
25	IKOLE WEST	0	0	0	0	0	0	0	0	0	0	0	0
26	KAJOLA	0	0	0	0	0	0	0	0	0	0	0	0

27	<b>AJONI</b>	0	0	<b>0</b>	0	0	<b>0</b>	0	0	<b>0</b>	0	0	<b>0</b>
28	<b>ILEJEMEJE</b>	1,889	3,924	<b>5,813</b>	61	101	<b>162</b>	59	100	<b>159</b>	16	21	<b>37</b>
29	<b>IREPODUN/IFELODUN</b>	4,905	8,479	<b>13,384</b>	99	203	<b>302</b>	93	184	<b>277</b>	2	1	<b>3</b>
30	<b>ARAROMI</b>	0	0	<b>0</b>	0	0	<b>0</b>	0	0	<b>0</b>	0	0	<b>0</b>
31	<b>IFEDARA</b>	0	0	<b>0</b>	0	0	<b>0</b>	0	0	<b>0</b>	0	0	<b>0</b>
32	<b>ISE / ORUN</b>	2,727	15,045	<b>17,772</b>	96	155	<b>251</b>	88	147	<b>235</b>	2	4	<b>6</b>
33	<b>MOBA</b>	3,592	7,144	<b>10,736</b>	117	195	<b>312</b>	118	180	<b>298</b>	5	8	<b>13</b>
34	<b>ERO</b>	0	0	<b>0</b>	0	0	<b>0</b>	0	0	<b>0</b>	0	0	<b>0</b>
35	<b>OYE</b>	5,000	9,379	<b>14,379</b>	0	0	<b>0</b>	220	359	<b>579</b>	15	4	<b>19</b>
36	<b>IFESOWAPO</b>	0	0	<b>0</b>	0	0	<b>0</b>	0	0	<b>0</b>	0	0	<b>0</b>
37	<b>IFELOJU</b>	0	0	<b>0</b>	0	0	<b>0</b>	0	0	<b>0</b>	0	0	<b>0</b>
38	<b>AYEDE</b>	0	0	<b>0</b>	0	0	<b>0</b>	0	0	<b>0</b>	0	0	<b>0</b>
	<b>TOTAL</b>	<b>141,902</b>	<b>248,938</b>	<b>390,840</b>	<b>7,431</b>	<b>15,508</b>	<b>22,939</b>	<b>7,412</b>	<b>13,876</b>	<b>21,288</b>	<b>511</b>	<b>572</b>	<b>1,083</b>

Source: HMB, PHCDA, EKSUTH AND FETHI.

**TABLE 4.10**  
**PERCENTAGE DISTRIBUTION OF EYE SERVICES IN PUBLIC HEALTH FACILITY BY GENDER IN EKITI STATE, 2023**

S/N	EYE PROBLEM	HEALTH FACILITY											
		PRIMARY			SECONDARY			TERTIARY			GRAND TOTAL		
		MALE	FEMALE	TOTAL	MALE	FEMALE	TOTAL	MALE	FEMALE	TOTAL	MALE	FEMALE	TOTAL
1	Pterygium	0	0	0	4	6	10	92	117	209	96	123	219
2	Diabetic Retinopathies	0	0	0	77	137	214	8	7	15	85	144	229
3	Allergic Conjunctivas	0	0	0	34	58	92	263	279	542	297	337	634
4	Cataracts	0	0	0	17	88	105	390	405	795	407	493	900
5	Others	0	0	0	0	0	0	629	601	1,230	629	601	1,230
6	Total	0	0	0	132	289	421	1,382	1,409	2,791	1,514	1,698	3,212
	%distribution	0	0	0	31.35	68.65	100	49.52	50.48	100	47.14	52.86	100

**TABLE 4.11**  
**PERCENTAGE DISTRIBUTION OF DENTAL SERVICES IN PUBLIC HEALTH FACILITY BY GENDER IN EKITI STATE, 2023**

S/N	DENTAL PROBLEM	HEALTH FACILITY											
		PRIMARY			SECONDARY			TERTIARY			GRAND TOTAL		
		MALE	FEMALE	TOTAL	MALE	FEMALE	TOTAL	MALE	FEMALE	TOTAL	MALE	FEMALE	TOTAL
1	Extraction	2	2	4	137	145	282	567	636	1,203	706	783	1,489
2	Scaling and Polishing	294	269	563	34	43	77	471	415	886	799	727	1,526
3	Replacement of Teeth	0	0	0	0	0	0	107	114	221	107	114	221
4	Denture	0	0	0	15	18	33	31	25	56	46	43	89
5	Suture	0	62	62	0	1	1	594	647	1,241	594	710	1,304
6	Filling	0	0	0	0	0	0	182	157	339	182	157	339
7	Others (TONGUE TIE AND GIGINVITS, MOUTH WASH)	3,084	3,313	6,397	45	48	93	135	176	311	3,264	3,537	6,801
8	Total	3,380	3,646	7,026	231	255	486	2,087	2,170	4,257	5,698	6,071	11,769
	%Distribution	48.11	51.89	100	47.53	52.47	100	49.03	50.97	100	48.42	51.58	100

Source: HMB, PHCDA, EKSUTH AND FETHI.

# **CHAPTER FIVE**

## **ANTENATAL ATTENDANCE AND DELIVERIES**

PRODUCED BY STATE BUREAU OF STATISTICS, EKITI STATE.



## CHAPTER FIVE

### ANTENATAL (PRENATAL) ATTENDANCE AND DELIVERY

The chapter discusses antenatal attendance, maternal death as well as live and still births in government owned health facility in 2023.

Table 5.1 shows total first visit of 17,318 and 50,957 follow up visits. Primary health facility had the highest number of antenatal attendance with first visit of 13,353 (77.11%) and 31,890 (62.58%) follow up.

Table 5.2 reveals that more deliveries were taken in the primary health facility than in other health facility. In the primary health facility, there were 6,924 (66.75%) live births out of the total of 10,373 recorded in all government health facility while tertiary and secondary had 1,872 and 1,577 respectively in 2023. There were 5,459 (52.6%) females live births and 4,914 (47.4) male in the year. Ado local government has the highest number of live births with 2,367 (22.82%) while Efon was the least with 106 (1.02%) live births.

Table 5.3 records a total of 138 still births in 2023. Tertiary and secondary health facility had 67 and 59 respectively while primary had just 12 despite handling the highest number of births. It could be seen that Ado Local Government recorded 57 (41.30%) out of the total 138 still births.

**TABLE 5.1**  
**ANTENATAL ATTENDANCE AND MATERNAL DEATHS RECORDED IN PUBLIC HEALTH FACILITY BY LGA/LCDA IN EKITI STATE, 2023.**

S/N	LGA/LCDA	PRIMARY HEALTH FACILITY			SECONDARY HEALTH FACILITY/HMB			TERTIARY HEALTH FACILITY (STATE)			TERTIARY HEALTH FACILITY(FEDERAL)			GRAND TOTAL			%
		1 <sup>ST</sup> VISIT	FOLLOW UP VISIT	MATERNAL DEATH	1 <sup>ST</sup> VISIT	FOLLOW UP VISIT	MATERNAL DEATH	1 <sup>ST</sup> VISIT	FOLLOW UP VISIT	MATERNAL DEATH	1 <sup>ST</sup> VISIT	FOLLOW UP VISIT	MATERNAL DEATH	1 <sup>ST</sup> VISIT	FOLLOW UP VISIT	MATERNAL DEATH	
1	ADO-EKITI	2,655	8,742	0	165	688	0	1,159	6,207	13	0	0	0	3,979	15,637	13	81.25
2	ADO CENTRAL	0	0	0	0	0	0	0	0	0	0	0	0	0	0	0	0.00
3	ADO NORTH	0	0	0	0	0	0	0	0	0	0	0	0	0	0	0	0.00
4	ADO WEST	0	0	0	0	0	0	0	0	0	0	0	0	0	0	0	0.00
5	EFON ALAAYE	190	725	0	36	109	0	0	0	0	0	0	226	834	0	0.00	
6	EKITI EAST	689	849	0	128	445	0	0	0	0	0	0	817	1,294	0	0.00	
7	EKITI S/EAST	0	0	0	0	0	0	0	0	0	0	0	0	0	0	0	0.00
8	EKITI S/WEST	615	1,800	0	42	138	0	0	0	0	0	0	657	1,938	0	0.00	
9	IGBARA/OGOTUN	0	0	0	0	0	0	0	0	0	0	0	0	0	0	0	0.00
10	EKITI WEST	610	368	0	102	327	0	0	0	0	0	0	712	695	0	0.00	
11	EKAMETA	0	0	0	0	0	0	0	0	0	0	0	0	0	0	0	0.00
12	OKEMESI/IDO ILE	0	0	0	0	0	0	0	0	0	0	0	0	0	0	0	0.00
13	EMURE	447	1,412	0	61	164	1	0	0	0	0	0	508	1,576	1	6.25	
14	GBONYIN	469	1,994	0	109	226	0	0	0	0	0	0	578	2,220	0	0.00	
15	AYEKIRE	0	0	0	0	0	0	0	0	0	0	0	0	0	0	0	0.00
16	IDO/OSI	905	3,811	0	58	244	0	0	0	0	804	5,245	1	1,767	9,300	1	6.25
17	ISOKAN	0	0	0	0	0	0	0	0	0	0	0	0	0	0	0	0.00
18	IJERO	874	826	0	169	566	0	0	0	0	0	0	1,043	1,392	0	0.00	
19	IREDE	0	0	0	0	0	0	0	0	0	0	0	0	0	0	0	0.00
20	IREWOLE	0	0	0	0	0	0	0	0	0	0	0	0	0	0	0	0.00
21	ESO OBE	0	0	0	0	0	0	0	0	0	0	0	0	0	0	0	0.00
22	IKERE	597	533	0	333	1,553	0	0	0	0	0	0	930	2,086	0	0.00	
23	IKERE WEST	0	0	0	0	0	0	0	0	0	0	0	0	0	0	0	0.00

24	IKOLE	1,747	3,021	0	223	940	0	0	0	0	0	0	0	1,970	3,961	0	0.00
25	IKOLE WEST	0	0	0	0	0	0	0	0	0	0	0	0	0	0	0	0.00
26	KAJOLA	0	0	0	0	0	0	0	0	0	0	0	0	0	0	0	0.00
27	AJONI	0	0	0	0	0	0	0	0	0	0	0	0	0	0	0	0.00
28	ILEJEMEJE	173	806	0	16	48	0	0	0	0	0	0	0	189	854	0	0.00
29	IREPODUN/IFELODUN	774	2,651	0	145	549	0	0	0	0	0	0	0	919	3,200	0	0.00
30	ARAROMI	0	0	0	0	0	0	0	0	0	0	0	0	0	0	0	0.00
31	IFEDARA	0	0	0	0	0	0	0	0	0	0	0	0	0	0	0	0.00
32	ISE / ORUN	935	151	0	64	184	0	0	0	0	0	0	0	999	335	0	0.00
33	MOBA	621	453	0	61	253	0	0	0	0	0	0	0	682	706	0	0.00
34	ERO	0	0	0	0	0	0	0	0	0	0	0	0	0	0	0	0.00
35	OYE	1,052	3,748	0	290	1,181	1	0	0	0	0	0	0	1,342	4,929	1	6.25
36	IFESOWAPO	0	0	0	0	0	0	0	0	0	0	0	0	0	0	0	0.00
37	IFELOJU	0	0	0	0	0	0	0	0	0	0	0	0	0	0	0	0.00
38	AYEDE	0	0	0	0	0	0	0	0	0	0	0	0	0	0	0	0.00
	<b>TOTAL</b>	<b>13,353</b>	<b>31,890</b>	<b>0</b>	<b>2,002</b>	<b>7,615</b>	<b>2</b>	<b>1,159</b>	<b>6,207</b>	<b>13</b>	<b>804</b>	<b>5,245</b>	<b>1</b>	<b>17,318</b>	<b>50,957</b>	<b>16</b>	<b>100.00</b>
	<b>%</b>	<b>77.11</b>	<b>62.58</b>	<b>0</b>	<b>11.56</b>	<b>14.94</b>	<b>12.5</b>	<b>6.69</b>	<b>12.18</b>	<b>81.25</b>	<b>4.64</b>	<b>10.29</b>	<b>6.25</b>	<b>100</b>	<b>100</b>	<b>100</b>	

Source: HMB, PHCDA, EKSUTH AND FETHI.

**TABLE 5.2**  
**PERCENTAGE DISTRIBUTION OF LIVE BIRTHS REGISTERED IN PUBLIC HEALTH FACILITY BY GENDER AND LGA/LCDA IN EKITI STATE, 2023.**

	LGA/LCDA	PRIMARY HEALTH FACILITY			SECONDARY HEALTH FACILITY/HMB			TERTIARY HEALTH FACILITY (STATE)			TERTIARY HEALTH FACILITY(FEDERAL)			GRAND TOTAL			%
		M	F	T	M	F	T	M	F	T	M	F	T	M	F	T	
1	ADO-EKITI	476	635	1,111	27	56	83	620	553	1,173	0	0	0	1,123	1,244	2,367	22.82
2	ADO CENTRAL	0	0	0	0	0	0	0	0	0	0	0	0	0	0	0	0.00
3	ADO NORTH	0	0	0	0	0	0	0	0	0	0	0	0	0	0	0	0.00
4	ADO WEST	0	0	0	0	0	0	0	0	0	0	0	0	0	0	0	0.00
5	EFON ALAAYE	31	54	85	6	15	21	0	0	0	0	0	0	37	69	106	1.02
6	EKITI EAST	330	352	682	25	37	62	0	0	0	0	0	0	355	389	744	7.17
7	EKITI S/EAST	0	0	0	0	0	0	0	0	0	0	0	0	0	0	0	0.00
8	EKITI S/WEST	125	177	302	10	12	22	0	0	0	0	0	0	135	189	324	3.12
9	IGBARA/OGOTUN	0	0	0	0	0	0	0	0	0	0	0	0	0	0	0	0.00
10	EKITI WEST	99	134	233	29	45	74	0	0	0	0	0	0	128	179	307	2.96
11	EKAMETA	0	0	0	0	0	0	0	0	0	0	0	0	0	0	0	0.00
12	OKEMESI/IDO ILE	0	0	0	0	0	0	0	0	0	0	0	0	0	0	0	0.00
13	EMURE	85	61	146	15	21	36	0	0	0	0	0	0	100	82	182	1.75
14	GBONYIN	133	134	267	28	45	73	0	0	0	0	0	0	161	179	340	3.28
15	AYEKIRE	0	0	0	0	0	0	0	0	0	0	0	0	0	0	0	0
16	IDO/OSI	423	476	899	13	41	54	0	0	0	345	354	699	781	871	1,652	15.93
17	ISOKAN	0	0	0	0	0	0	0	0	0	0	0	0	0	0	0	0.00
18	IJERO	340	365	705	94	65	159	0	0	0	0	0	0	434	430	864	8.33
19	IREDE	0	0	0	0	0	0	0	0	0	0	0	0	0	0	0	0.00
20	IREWOLE	0	0	0	0	0	0	0	0	0	0	0	0	0	0	0	0.00
21	ESO OBE	0	0	0	0	0	0	0	0	0	0	0	0	0	0	0	0.00
22	IKERE	112	128	240	148	136	284	0	0	0	0	0	0	260	264	524	5.05
23	IKERE WEST	0	0	0	0	0	0	0	0	0	0	0	0	0	0	0	0.00
24	IKOLE	217	276	493	99	127	226	0	0	0	0	0	0	316	403	719	6.93
25	IKOLE WEST	0	0	0	0	0	0	0	0	0	0	0	0	0	0	0	0.00
26	KAJOLA	0	0	0	0	0	0	0	0	0	0	0	0	0	0	0	0.00

27	<b>AJONI</b>	0	0	0	0	0	0	0	0	0	0	0	0	0	0	0	0.00
28	<b>ILEJEMEJE</b>	65	78	143	11	7	18	0	0	0	0	0	0	76	85	161	1.55
29	<b>IREPODUN/IFELODUN</b>	197	252	449	53	69	122	0	0	0	0	0	0	250	321	571	5.50
30	<b>ARAROMI</b>	0	0	0	0	0	0	0	0	0	0	0	0	0	0	0	0.00
31	<b>IFEDARA</b>	0	0	0	0	0	0	0	0	0	0	0	0	0	0	0	0.00
32	<b>ISE / ORUN</b>	127	116	243	27	23	50	0	0	0	0	0	0	154	139	293	2.82
33	<b>MOBA</b>	200	198	398	24	28	52	0	0	0	0	0	0	224	226	450	4.34
34	<b>ERO</b>	0	0	0	0	0	0	0	0	0	0	0	0	0	0	0	0.00
35	<b>OYE</b>	272	256	528	108	133	241	0	0	0	0	0	0	380	389	769	7.41
36	<b>IFESOWAPO</b>	0	0	0	0	0	0	0	0	0	0	0	0	0	0	0	0.00
37	<b>IFELOJU</b>	0	0	0	0	0	0	0	0	0	0	0	0	0	0	0	0.00
38	<b>AYEDE</b>	0	0	0	0	0	0	0	0	0	0	0	0	0	0	0	0.00
	<b>TOTAL</b>	<b>3,232</b>	<b>3,692</b>	<b>6,924</b>	<b>717</b>	<b>860</b>	<b>1,577</b>	<b>620</b>	<b>553</b>	<b>1,173</b>	<b>345</b>	<b>354</b>	<b>699</b>	<b>4,914</b>	<b>5,459</b>	<b>10,373</b>	<b>100.00</b>

Source: HMB, PHCDA, EKSUTH AND FETHI.

TABLE 5.3

PERCENTAGE DISTRIBUTION OF REGISTERED STILL BIRTHS IN PUBLIC HEALTH FACILITY BY GENDER AND LGA/LCDA IN EKITI STATE, 2023.

S/N	LGA/LCDA	PRIMARY HEALTH FACILITY			SECONDARY HEALTH FACILITY/HMB			TERTIARY HEALTH FACILITY (STATE)			TERTIARY HEALTH FACILITY(FEDERAL)			GRAND TOTAL			%
		M	F	T	M	F	T	M	F	T	M	F	T	M	F	T	
1	ADO-EKITI	1	2	3	1	0	1	25	28	53	0	0	0	27	30	57	41.30
2	ADO CENTRAL	0	0	0	0	0	0	0	0	0	0	0	0	0	0	0	0.00
3	ADO NORTH	0	0	0	0	0	0	0	0	0	0	0	0	0	0	0	0.00
4	ADO WEST	0	0	0	0	0	0	0	0	0	0	0	0	0	0	0	0.00
5	EFON ALAAYE	1	0	1	1	1	2	0	0	0	0	0	0	2	1	3	2.17
6	EKITI EAST	1	0	1	2	1	3	0	0	0	0	0	0	3	1	4	2.90
7	EKITI S/EAST	0	0	0	0	0	0	0	0	0	0	0	0	0	0	0	0.00
8	EKITI S/WEST	0	4	4	0	0	0	0	0	0	0	0	0	0	4	4	2.90
9	IGBARA/OGOTUN	0	0	0	0	0	0	0	0	0	0	0	0	0	0	0	0.00
10	EKITI WEST	0	1	1	0	0	0	0	0	0	0	0	0	0	1	1	0.72
11	EKAMETA	0	0	0	0	0	0	0	0	0	0	0	0	0	0	0	0.00
12	OKEMESI/IDO ILE	0	0	0	0	0	0	0	0	0	0	0	0	0	0	0	0.00
13	EMURE	0	0	0	2	0	2	0	0	0	0	0	0	2	0	2	1.45
14	GBONYIN	0	0	0	3	5	8	0	0	0	0	0	0	3	5	8	5.80
15	AYEKIRE	0	0	0	0	0	0	0	0	0	0	0	0	0	0	0	0.00
16	IDO/OSI	0	0	0	0	0	0	0	0	0	8	6	14	8	6	14	10.14
17	ISOKAN	0	0	0	0	0	0	0	0	0	0	0	0	0	0	0	0.00
18	IJERO	0	0	0	4	3	7	0	0	0	0	0	0	4	3	7	5.07
19	IREDE	0	0	0	0	0	0	0	0	0	0	0	0	0	0	0	0.00
20	IREWOLE	0	0	0	0	0	0	0	0	0	0	0	0	0	0	0	0.00
21	ESO OBE	0	0	0	0	0	0	0	0	0	0	0	0	0	0	0	0.00
22	IKERE	1	0	1	4	0	4	0	0	0	0	0	0	5	0	5	3.62
23	IKERE WEST	0	0	0	0	0	0	0	0	0	0	0	0	0	0	0	0.00
24	IKOLE	0	0	0	4	5	9	0	0	0	0	0	0	4	5	9	6.52
25	IKOLE WEST	0	0	0	0	0	0	0	0	0	0	0	0	0	0	0	0.00
26	KAJOLA	0	0	0	0	0	0	0	0	0	0	0	0	0	0	0	0.00

27	AJONI	0	0	0	0	0	0	0	0	0	0	0	0	0	0	0	0.00
28	ILEJEMEJE	0	1	1	0	0	0	0	0	0	0	0	0	0	1	1	0.72
29	IREPODUN/IFELODUN	0	0	0	2	2	4	0	0	0	0	0	0	2	2	4	2.90
30	ARAROMI	0	0	0	0	0	0	0	0	0	0	0	0	0	0	0	0.00
31	IFEDARA	0	0	0	0	0	0	0	0	0	0	0	0	0	0	0	0.00
32	ISE / ORUN	0	0	0	2	3	5	0	0	0	0	0	0	2	3	5	3.62
33	MOBA	0	0	0	3	1	4	0	0	0	0	0	0	3	1	4	2.90
34	ERO	0	0	0	0	0	0	0	0	0	0	0	0	0	0	0	0.00
35	OYE	0	0	0	3	7	10	0	0	0	0	0	0	3	7	10	7.25
36	IFESOWAPO	0	0	0	0	0	0	0	0	0	0	0	0	0	0	0	0.00
37	IFELOJU	0	0	0	0	0	0	0	0	0	0	0	0	0	0	0	0.00
38	AYEDE	0	0	0	0	0	0	0	0	0	0	0	0	0	0	0	0.00
	<b>TOTAL</b>	<b>4</b>	<b>8</b>	<b>12</b>	<b>31</b>	<b>28</b>	<b>59</b>	<b>25</b>	<b>28</b>	<b>53</b>	<b>8</b>	<b>6</b>	<b>14</b>	<b>68</b>	<b>70</b>	<b>138</b>	<b>100.00</b>

Source: HMB, PHCDA, EKSUTH AND FETHI.

**CHAPTER SIX**

**PREVALENT DISEASES RECORDED IN PUBLIC  
HEALTH FACILITY**

PRODUCED BY STATE BUREAU OF STATISTICS, EKITI STATE.



## CHAPTER SIX

### RECORD OF PREVALENT DISEASES IN HEALTH FACILITY

The section covers record of diseases such as: Malaria, Measles, Diarrhoea, Hypertension, Heart failure, Diabetes, Gastro-Enteritis, Hepatitis, Typhoid fever, etc. that are prevalent in the state for year 2023.

**Table 6.1** shows the summary of malaria cases recorded in the year by gender and health facility. Primary health facility had the highest percentage of 79.24%, secondary had 12.72% and tertiary had 8.05%. Classification by gender shows that female had higher prevalence of 68,124(60.62%) cases while male has 44,251 (39.38%).

**Table 6.2** contains information on malaria cases classified by type of health facility, gender and local government. A total of 112,375 malaria cases were reported, out of which Ido-Osi local government has the highest number of malaria cases reported being 12,851 (11.44%) and the least 2,987 (2.66%) from Ilejemeje local government.

**Table 6.3** and 6.4 shows information on cases of measles by gender, Local Government and health facility. More cases were reported at the primary health facility than the secondary and tertiary health facility. Highest number of cases was recorded in Ado local government with 33(21.57%) out of the total of 153 cases with no cases recorded in Ekiti East, Ekiti West, and Ido/Osi local government respectively.

**Table 6.5** show that the total diarrhoea cases reported in 2023 was 1,501, out of which a larger percentage of the cases were recorded in the primary health facility being 60.89% (914).

Table 6.6 indicates the distribution of the Diarrhoea cases recorded across the local governments in the State for the year under review. It was observed that the highest cases of Diarrhoea were recorded in Ido/Osi, Ado and Ikere local government with 354 (23.58%), 306 (20.39%) and 151 (10.06%) respectively.

It was revealed in **table 6.7** that total hypertension cases were 15,554 and a larger percentage of the patients were female (65%).

It was shown in **table 6.11** that Diabetes is also another disease affecting a

lot of persons, as 4,481 are diabetes patients and majority of them are female (65.7%)

Table **6.16-6.17** indicates that about 3,733 persons suffered from Typhoid disease while another 957 persons were suffering from Tuberculosis.

PRODUCED BY STATE BUREAU OF STATISTICS, EKITI STATE.

**TABLE 6.1**  
**SUMMARY OF MALARIA CASES REPORTED IN PUBLIC HEALTH FACILITY IN EKITI STATE, 2023.**

S/N	FACILITY				
		MALE	FEMALE	TOTAL	%
1	PRIMARY	34,584	54,456	<b>89,040</b>	<b>79.24</b>
2	SECONDARY	6,041	8,253	<b>14,294</b>	<b>12.72</b>
3	TERTIARY <sub>(STATE)</sub>	568	860	<b>1,428</b>	<b>1.27</b>
4	TERTIARY <sub>(FEDERAL)</sub>	3,058	4,555	<b>7,613</b>	<b>6.78</b>
5	<b>TOTAL</b>	<b>44,251</b>	<b>68,124</b>	<b>112,375</b>	<b>100.00</b>
6	%	<b>39.38</b>	<b>60.62</b>	<b>100.00</b>	

Source: EKSBS

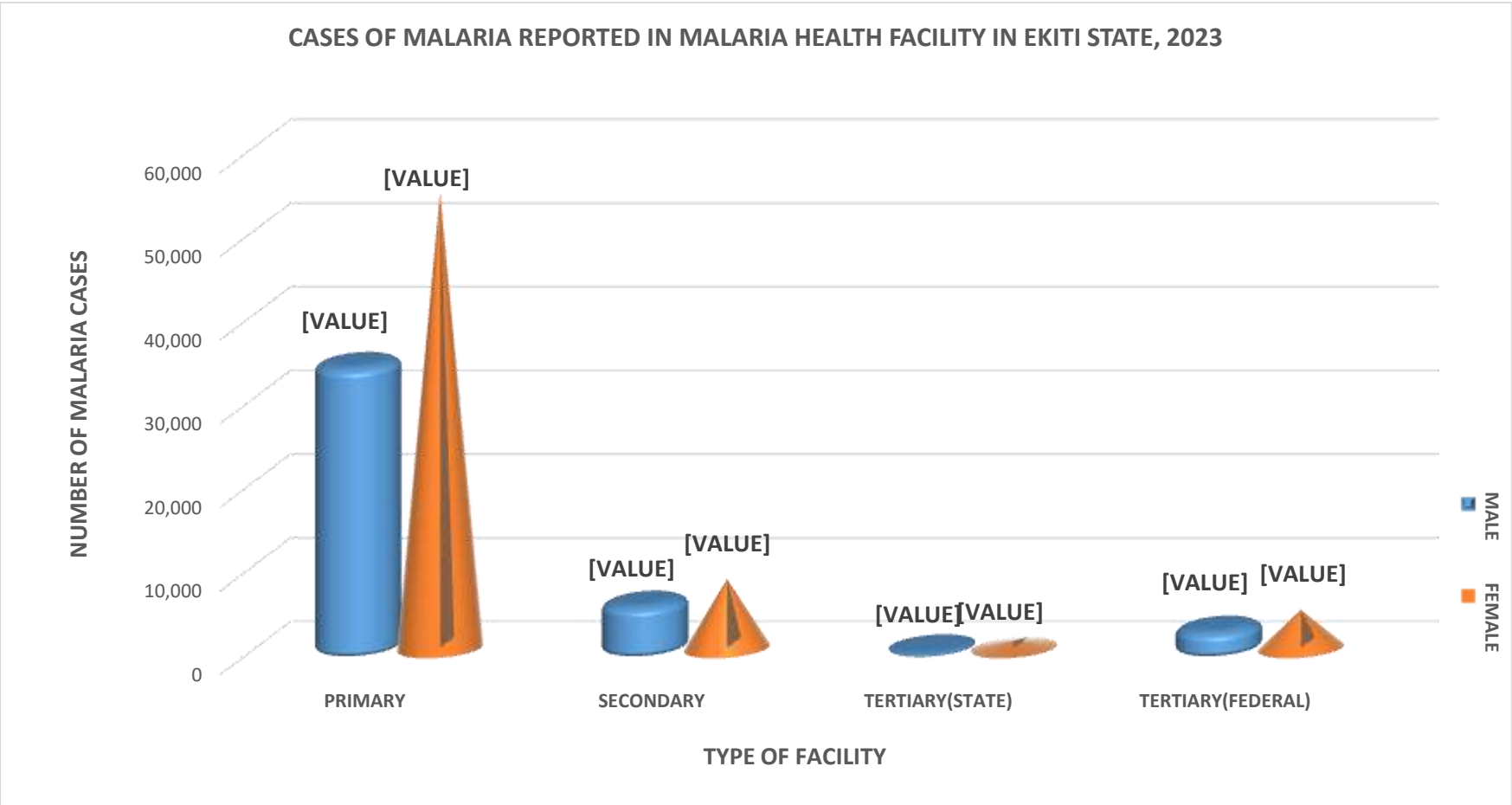
**TABLE 6.2**  
**PERCENTAGE DISTRIBUTION OF REPORTED MALARIA CASES BY TYPE OF PUBLIC HEALTH FACILITY, GENDER AND LGA/LCDA IN EKITI STATE, 2023.**

S/N	LGA/LCDA	PRIMARY HEALTH FACILITY			SECONDARY HEALTH FACILITY/HMB			TERTIARY HEALTH FACILITY (STATE)			TERTIARY HEALTH FACILITY(FEDERAL)			GRAND TOTAL			%
		M	F	T	M	F	T	M	F	T	M	F	T	M	F	T	
1	ADO-EKITI	2,097	3,050	<b>5,147</b>	474	596	<b>1,070</b>	568	860	<b>1,428</b>	0	0	0	3,139	4,506	<b>7,645</b>	6.80
2	ADO CENTRAL	0	0	<b>0</b>	0	0	<b>0</b>	0	0	<b>0</b>	0	0	0	0	0	<b>0</b>	0.00
3	ADO NORTH	0	0	<b>0</b>	0	0	<b>0</b>	0	0	<b>0</b>	0	0	0	0	0	<b>0</b>	0.00
4	ADO WEST	0	0	<b>0</b>	0	0	<b>0</b>	0	0	<b>0</b>	0	0	0	0	0	<b>0</b>	0.00
5	EFON ALAAYE	1,802	2,638	<b>4,440</b>	153	162	<b>315</b>	0	0	<b>0</b>	0	0	0	1,955	2,800	<b>4,755</b>	4.23
6	EKITI EAST	3,389	6,726	<b>10,115</b>	454	684	<b>1,138</b>	0	0	<b>0</b>	0	0	0	3,843	7,410	<b>11,253</b>	10.01
7	EKITI S/EAST	0	0	<b>0</b>	0	0	<b>0</b>	0	0	<b>0</b>	0	0	0	0	0	<b>0</b>	0.00
8	EKITI S/WEST	1,285	1,789	<b>3,074</b>	281	480	<b>761</b>	0	0	<b>0</b>	0	0	0	1,566	2,269	<b>3,835</b>	3.41
9	IGBARA/OGOTUN	0	0	<b>0</b>	0	0	<b>0</b>	0	0	<b>0</b>	0	0	0	0	0	<b>0</b>	0.00
10	EKITI WEST	1,468	2,034	<b>3,502</b>	236	312	<b>548</b>	0	0	<b>0</b>	0	0	0	1,704	2,346	<b>4,050</b>	3.60
11	EKAMETA	0	0	<b>0</b>	0	0	<b>0</b>	0	0	<b>0</b>	0	0	0	0	0	<b>0</b>	0.00
12	OKEMESI/IDO ILE	0	0	<b>0</b>	0	0	<b>0</b>	0	0	<b>0</b>	0	0	0	0	0	<b>0</b>	0.00
13	EMURE	1,908	2,584	<b>4,492</b>	355	548	<b>903</b>	0	0	<b>0</b>	0	0	0	2,263	3,132	<b>5,395</b>	4.80
14	GBONYIN	2,117	2,659	<b>4,776</b>	405	542	<b>947</b>	0	0	<b>0</b>	0	0	0	2,522	3,201	<b>5,723</b>	5.09
15	AYEKIRE	0	0	<b>0</b>	0	0	<b>0</b>	0	0	<b>0</b>	0	0	0	0	0	<b>0</b>	0.00
16	IDO/OSI	1,244	3,668	<b>4,912</b>	158	168	<b>326</b>	0	0	<b>0</b>	3,058	4,555	<b>7,613</b>	4,460	8,391	<b>12,851</b>	11.44
17	ISOKAN	0	0	<b>0</b>	0	0	<b>0</b>	0	0	<b>0</b>	0	0	0	0	0	<b>0</b>	0.00
18	IJERO	4,179	6,464	<b>10,643</b>	0	0	<b>0</b>	0	0	<b>0</b>	0	0	0	4,179	6,464	<b>10,643</b>	9.47
19	IREDE	0	0	<b>0</b>	0	0	<b>0</b>	0	0	<b>0</b>	0	0	0	0	0	<b>0</b>	0.00
20	IREWOLE	0	0	<b>0</b>	0	0	<b>0</b>	0	0	<b>0</b>	0	0	0	0	0	<b>0</b>	0.00
21	ESO OBE	0	0	<b>0</b>	0	0	<b>0</b>	0	0	<b>0</b>	0	0	0	0	0	<b>0</b>	0.00
22	IKERE	2,641	3,903	<b>6,544</b>	449	534	<b>983</b>	0	0	<b>0</b>	0	0	0	3,090	4,437	<b>7,527</b>	6.70
23	IKERE WEST	0	0	<b>0</b>	0	0	<b>0</b>	0	0	<b>0</b>	0	0	0	0	0	<b>0</b>	0.00
24	IKOLE	2,232	3,711	<b>5,943</b>	766	1,086	<b>1,852</b>	0	0	<b>0</b>	0	0	0	2,998	4,797	<b>7,795</b>	6.94
25	IKOLE WEST	0	0	<b>0</b>	0	0	<b>0</b>	0	0	<b>0</b>	0	0	0	0	0	<b>0</b>	0.00
26	KAJOLA	0	0	<b>0</b>	0	0	<b>0</b>	0	0	<b>0</b>	0	0	0	0	0	<b>0</b>	0.00
27	AJONI	0	0	<b>0</b>	0	0	<b>0</b>	0	0	<b>0</b>	0	0	0	0	0	<b>0</b>	0.00
28	ILEJEMEJE	996	1,686	<b>2,682</b>	128	177	<b>305</b>	0	0	<b>0</b>	0	0	0	1,124	1,863	<b>2,987</b>	2.66
29	IREPODUN/IFELODUN	2,750	3,160	<b>5,910</b>	470	805	<b>1,275</b>	0	0	<b>0</b>	0	0	0	3,220	3,965	<b>7,185</b>	6.39

30	ARAROMI	0	0	<b>0</b>	0	0	<b>0</b>	0	0	<b>0</b>	0	0	<b>0</b>	0	0	<b>0</b>	0.00
31	IFEDARA	0	0	<b>0</b>	0	0	<b>0</b>	0	0	<b>0</b>	0	0	<b>0</b>	0	0	<b>0</b>	0.00
32	ISE / ORUN	1,456	1,997	<b>3,453</b>	298	392	<b>690</b>	0	0	<b>0</b>	0	0	<b>0</b>	1,754	2,389	<b>4,143</b>	3.69
33	MOBA	1,794	2,450	<b>4,244</b>	218	307	<b>525</b>	0	0	<b>0</b>	0	0	<b>0</b>	2,012	2,757	<b>4,769</b>	4.24
34	ERO	0	0	<b>0</b>	0	0	<b>0</b>	0	0	<b>0</b>	0	0	<b>0</b>	0	0	<b>0</b>	0.00
35	OYE	3,226	5,937	<b>9,163</b>	1,196	1,460	<b>2,656</b>	0	0	<b>0</b>	0	0	<b>0</b>	4,422	7,397	<b>11,819</b>	10.52
36	IFESOWAPO	0	0	<b>0</b>	0	0	<b>0</b>	0	0	<b>0</b>	0	0	<b>0</b>	0	0	<b>0</b>	0.00
37	IFELOJU	0	0	<b>0</b>	0	0	<b>0</b>	0	0	<b>0</b>	0	0	<b>0</b>	0	0	<b>0</b>	0.00
38	AYEDE	0	0	<b>0</b>	0	0	<b>0</b>	0	0	<b>0</b>	0	0	<b>0</b>	0	0	<b>0</b>	0.00
	<b>TOTAL</b>	<b>34,584</b>	<b>54,456</b>	<b>89,040</b>	<b>6,041</b>	<b>8,253</b>	<b>14,294</b>	<b>568</b>	<b>860</b>	<b>1,428</b>	<b>3,058</b>	<b>4,555</b>	<b>7,613</b>	<b>44,251</b>	<b>68,124</b>	<b>112,375</b>	<b>100.00</b>

Source: HMB, PHCDA, EKSUTH AND FETHI.

PRODUCED BY STATE BUREAU OF STATISTICS, EKITI STATE.



PRO

**TABLE 6.3**  
**SUMMARY OF MEASLES CASES REPORTED IN PUBLIC HEALTH FACILITY BY GENDER IN EKITI STATE, 2023.**

S/N	FACILITY	MALE	FEMALE	TOTAL	%
1	PRIMARY	75	56	131	85.62
2	SECONDARY	12	9	21	13.73
3	TERTIARY <sub>(STATE)</sub>	1	0	1	0.65
4	TERTIARY <sub>(FEDERAL)</sub>	0	0	0	0
	<b>TOTAL</b>	<b>88</b>	<b>65</b>	<b>153</b>	<b>100.00</b>
	<b>%</b>	<b>57.52</b>	<b>42.48</b>	<b>100.00</b>	

Source: EKSBS

**TABLE 6.4**  
**PERCENTAGE DISTRIBUTION OF REPORTED MEASLES CASES BY TYPE OF PUBLIC HEALTH FACILITY, GENDER AND LGA/LCDA IN EKITI STATE, 2023.**

S/N	LGA/LCDA	PRIMARY HEALTH FACILITY			SECONDARY HEALTH FACILITY/HMB			TERTIARY HEALTH FACILITY (STATE)			TERTIARY HEALTH FACILITY(FEDERAL)			GRAND TOTAL			%
		M	F	T	M	F	T	M	F	T	M	F	T	M	F	T	
1	ADO-EKITI	22	9	31	1	0	1	1	0	1	0	0	0	24	9	33	21.57
2	ADO CENTRAL	0	0	0	0	0	0	0	0	0	0	0	0	0	0	0	0.00
3	ADO NORTH	0	0	0	0	0	0	0	0	0	0	0	0	0	0	0	0.00
4	ADO WEST	0	0	0	0	0	0	0	0	0	0	0	0	0	0	0	0.00
5	EFON ALAAYE	4	6	10	0	0	0	0	0	0	0	0	0	4	6	10	6.54
6	EKITI EAST	0	0	0	0	0	0	0	0	0	0	0	0	0	0	0	0.00
7	EKITI S/EAST	0	0	0	0	0	0	0	0	0	0	0	0	0	0	0	0.00
8	EKITI S/WEST	1	2	3	0	1	1	0	0	0	0	0	0	1	3	4	2.61
9	IGBARA/OGOTUN	0	0	0	0	0	0	0	0	0	0	0	0	0	0	0	0.00
10	EKITI WEST	0	0	0	0	0	0	0	0	0	0	0	0	0	0	0	0.00
11	EKAMETA	0	0	0	0	0	0	0	0	0	0	0	0	0	0	0	0.00
12	OKEMESI/IDO ILE	0	0	0	0	0	0	0	0	0	0	0	0	0	0	0	0.00
13	EMURE	10	16	26	0	0	0	0	0	0	0	0	0	10	16	26	16.99
14	GBONYIN	1	1	2	0	0	0	0	0	0	0	0	0	1	1	2	1.31
15	AYEKIRE	0	0	0	0	0	0	0	0	0	0	0	0	0	0	0	0.00
16	IDO/OSI	0	0	0	0	0	0	0	0	0	0	0	0	0	0	0	0.00
17	ISOKAN	0	0	0	0	0	0	0	0	0	0	0	0	0	0	0	0.00
18	IJERO	5	2	7	0	0	0	0	0	0	0	0	0	5	2	7	4.58
19	IREDE	0	0	0	0	0	0	0	0	0	0	0	0	0	0	0	0.00
20	IREWOLE	0	0	0	0	0	0	0	0	0	0	0	0	0	0	0	0.00
21	ESO OBE	0	0	0	0	0	0	0	0	0	0	0	0	0	0	0	0.00
22	IKERE	2	4	6	0	0	0	0	0	0	0	0	0	2	4	6	3.92
23	IKERE WEST	0	0	0	0	0	0	0	0	0	0	0	0	0	0	0	0.00
24	IKOLE	0	0	0	2	1	3	0	0	0	0	0	0	2	1	3	1.96



25	IKOLE WEST	0	0	0	0	0	0	0	0	0	0	0	0	0	0	0	0.00
26	KAJOLA	0	0	0	0	0	0	0	0	0	0	0	0	0	0	0	0.00
27	AJONI	0	0	0	0	0	0	0	0	0	0	0	0	0	0	0	0.00
28	ILEJEMEJE	1	3	4	0	0	0	0	0	0	0	0	0	1	3	4	2.61
29	IREPODUN/IFELODUN	8	0	8	3	2	5	0	0	0	0	0	0	11	2	13	8.50
30	ARAROMI	0	0	0	0	0	0	0	0	0	0	0	0	0	0	0	0.00
31	IFEDARA	0	0	0	0	0	0	0	0	0	0	0	0	0	0	0	0.00
32	ISE / ORUN	3	5	8	0	1	1	0	0	0	0	0	0	3	6	9	5.88
33	MOBA	11	3	14	0	0	0	0	0	0	0	0	0	11	3	14	9.15
34	ERO	0	0	0	0	0	0	0	0	0	0	0	0	0	0	0	0.00
35	OYE	7	5	12	6	4	10	0	0	0	0	0	0	13	9	22	14.38
36	IFESOWAPO	0	0	0	0	0	0	0	0	0	0	0	0	0	0	0	0.00
37	IFELOJU	0	0	0	0	0	0	0	0	0	0	0	0	0	0	0	0.00
38	AYEDE	0	0	0	0	0	0	0	0	0	0	0	0	0	0	0	0.00
	<b>TOTAL</b>	<b>75</b>	<b>56</b>	<b>131</b>	<b>12</b>	<b>9</b>	<b>21</b>	<b>1</b>	<b>0</b>	<b>1</b>	<b>0</b>	<b>0</b>	<b>0</b>	<b>88</b>	<b>65</b>	<b>153</b>	<b>100.00</b>

Source: HMB, PHCDA, EKSUTH AND FETHI.

**TABLE 6.5**  
**SUMMARY OF DIARRHOEA CASES REPORTED IN PUBLIC HEALTH FACILITY BY GENDER IN EKITI STATE, 2023.**

S/N	FACILITY	MALE	FEMALE	TOTAL	%
1	PRIMARY	410	504	914	60.89
2	SECONDARY	102	101	203	13.52
3	TERTIARY <sub>(STATE)</sub>	18	19	37	2.47
4	TERTIARY <sub>(FEDERAL)</sub>	171	176	347	23.12
5	<b>TOTAL</b>	<b>701</b>	<b>800</b>	<b>1,501</b>	<b>100.00</b>
6	<b>% DISTRIBUTION</b>	<b>46.70</b>	<b>53.30</b>	<b>100.00</b>	

Source: EKSBS

**TABLE 6.6**  
**PERCENTAGE DISTRIBUTION OF REPORTED DIARRHOEA CASES BY TYPE OF PUBLIC HEALTH FACILITY, GENDER AND LGA/LCDA IN EKITI STATE, 2023.**

S/N	LGA/LCDA	PRIMARY HEALTH FACILITY			SECONDARY HEALTH FACILITY/HMB			TERTIARY HEALTH FACILITY (STATE)			TERTIARY HEALTH FACILITY(FEDERAL)			GRAND TOTAL			%
		M	F	T	M	F	T	M	F	T	M	F	T	M	F	T	
1	ADO-EKITI	144	124	268	1	0	1	18	19	37	0	0	0	163	143	306	20.39
2	ADO CENTRAL	0	0	0	0	0	0	0	0	0	0	0	0	0	0	0	0.00
3	ADO NORTH	0	0	0	0	0	0	0	0	0	0	0	0	0	0	0	0.00
4	ADO WEST	0	0	0	0	0	0	0	0	0	0	0	0	0	0	0	0.00
5	EFON ALAAYE	20	29	49	0	0	0	0	0	0	0	0	0	20	29	49	3.26
6	EKITI EAST	0	0	0	9	9	18	0	0	0	0	0	0	9	9	18	1.20
7	EKITI S/EAST	0	0	0	0	0	0	0	0	0	0	0	0	0	0	0	0.00
8	EKITI S/WEST	1	2	3	0	0	0	0	0	0	0	0	0	1	2	3	0.20
9	IGBARA/OGOTUN	0	0	0	0	0	0	0	0	0	0	0	0	0	0	0	0.00
10	EKITI WEST	0	0	0	8	5	13	0	0	0	0	0	0	8	5	13	0.87
11	EKAMETA	0	0	0	0	0	0	0	0	0	0	0	0	0	0	0	0.00
12	OKEMESI/IDO ILE	0	0	0	0	0	0	0	0	0	0	0	0	0	0	0	0.00
13	EMURE	15	24	39	3	3	6	0	0	0	0	0	0	18	27	45	3.00
14	GBONYIN	47	61	108	5	9	14	0	0	0	0	0	0	52	70	122	8.13
15	AYEKIRE	0	0	0	0	0	0	0	0	0	0	0	0	0	0	0	0.00
16	IDO/OSI	0	0	0	1	6	7	0	0	0	171	176	347	172	182	354	23.58
17	ISOKAN	0	0	0	0	0	0	0	0	0	0	0	0	0	0	0	0.00
18	IJERO	7	22	29	0	0	0	0	0	0	0	0	0	7	22	29	1.93
19	IREDE	0	0	0	0	0	0	0	0	0	0	0	0	0	0	0	0.00
20	IREWOLE	0	0	0	0	0	0	0	0	0	0	0	0	0	0	0	0.00
21	ESO OBE	0	0	0	0	0	0	0	0	0	0	0	0	0	0	0	0.00
22	IKERE	62	57	119	19	13	32	0	0	0	0	0	0	81	70	151	10.06
23	IKERE WEST	0	0	0	0	0	0	0	0	0	0	0	0	0	0	0	0.00
24	IKOLE	0	0	0	13	9	22	0	0	0	0	0	0	13	9	22	1.47
25	IKOLE WEST	0	0	0	0	0	0	0	0	0	0	0	0	0	0	0	0.00

26	<b>KAJOLA</b>	0	0	<b>0</b>	0	0	<b>0</b>	0	0	<b>0</b>	0	0	<b>0</b>	0	0	<b>0</b>	0.00
27	<b>AJONI</b>	0	0	<b>0</b>	0	0	<b>0</b>	0	0	<b>0</b>	0	0	<b>0</b>	0	0	<b>0</b>	0.00
28	<b>ILEJEMEJE</b>	7	13	<b>20</b>	2	6	<b>8</b>	0	0	<b>0</b>	0	0	<b>0</b>	9	19	<b>28</b>	1.87
29	<b>IREPODUN/IFELODUN</b>	29	33	<b>62</b>	0	1	<b>1</b>	0	0	<b>0</b>	0	0	<b>0</b>	29	34	<b>63</b>	4.20
30	<b>ARAROMI</b>	0	0	<b>0</b>	0	0	<b>0</b>	0	0	<b>0</b>	0	0	<b>0</b>	0	0	<b>0</b>	0.00
31	<b>IFEDARA</b>	0	0	<b>0</b>	0	0	<b>0</b>	0	0	<b>0</b>	0	0	<b>0</b>	0	0	<b>0</b>	0.00
32	<b>ISE / ORUN</b>	18	26	<b>44</b>	30	25	<b>55</b>	0	0	<b>0</b>	0	0	<b>0</b>	48	51	<b>99</b>	6.60
33	<b>MOBA</b>	26	56	<b>82</b>	0	1	<b>1</b>	0	0	<b>0</b>	0	0	<b>0</b>	26	57	<b>83</b>	5.53
34	<b>ERO</b>	0	0	<b>0</b>	0	0	<b>0</b>	0	0	<b>0</b>	0	0	<b>0</b>	0	0	<b>0</b>	0.00
35	<b>OYE</b>	34	57	<b>91</b>	11	14	<b>25</b>	0	0	<b>0</b>	0	0	<b>0</b>	45	71	<b>116</b>	7.73
36	<b>IFESOWAPO</b>	0	0	<b>0</b>	0	0	<b>0</b>	0	0	<b>0</b>	0	0	<b>0</b>	0	0	<b>0</b>	0.00
37	<b>IFELOJU</b>	0	0	<b>0</b>	0	0	<b>0</b>	0	0	<b>0</b>	0	0	<b>0</b>	0	0	<b>0</b>	0.00
38	<b>AYEDE</b>	0	0	<b>0</b>	0	0	<b>0</b>	0	0	<b>0</b>	0	0	<b>0</b>	0	0	<b>0</b>	0.00
	<b>TOTAL</b>	<b>410</b>	<b>504</b>	<b>914</b>	<b>102</b>	<b>101</b>	<b>203</b>	<b>18</b>	<b>19</b>	<b>37</b>	<b>171</b>	<b>176</b>	<b>347</b>	<b>701</b>	<b>800</b>	<b>1,501</b>	<b>100.00</b>

Source: HMB, PHCDA, EKSUTH AND FETHI.

**TABLE 6.7**  
**SUMMARY OF HYPERTENTION CASES REPORTED IN PUBLIC HEALTH FACILITY BY GENDER IN EKITI STATE, 2023.**

S/N	FACILITY	MALE	FEMALE	TOTAL	%
1	PRIMARY	652	1,463	<b>2,115</b>	13.60
2	SECONDARY	1,665	3,416	<b>5,081</b>	32.67
3	TERTIARY <sub>(STATE)</sub>	430	979	<b>1,409</b>	9.06
4	TERTIARY <sub>(FEDERAL)</sub>	2,680	4,269	<b>6,949</b>	44.68
5	<b>TOTAL</b>	<b>5,427</b>	<b>10,127</b>	<b>15,554</b>	<b>100.00</b>
6	<b>%</b>	34.89	65.11	100.00	

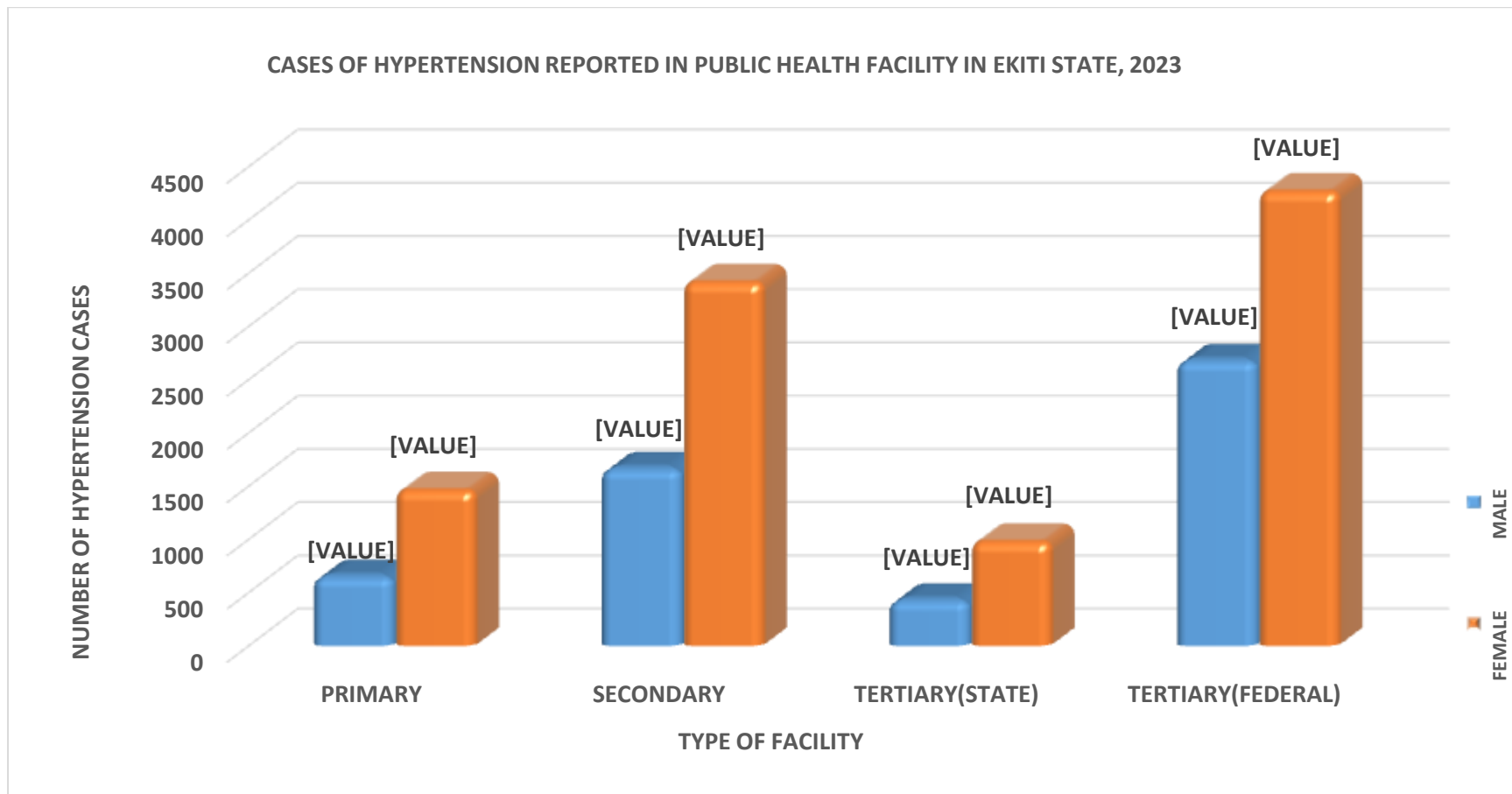
Source: EKSBS

**TABLE 6.8**  
**PERCENTAGE DISTRIBUTION OF REPORTED CASES OF HYPERTENTION BY TYPE OF PUBLIC HEALTH FACILITY, GENDER AND LGA/LCDA IN EKITI STATE, 2023.**

S/N	LGA/LCDA	PRIMARY HEALTH FACILITY			SECONDARY HEALTH FACILITY/HMB			TERTIARY HEALTH FACILITY (STATE)			TERTIARY HEALTH FACILITY(FEDERAL)			GRAND TOTAL			%
		M	F	T	M	F	T	M	F	T	M	F	T	M	F	T	
1	ADO-EKITI	18	70	<b>88</b>	70	179	<b>249</b>	430	979	<b>1409</b>	0	0	<b>0</b>	518	1228	<b>1746</b>	11.23
2	ADO CENTRAL	0	0	<b>0</b>	0	0	<b>0</b>	0	0	<b>0</b>	0	0	<b>0</b>	0	0	<b>0</b>	0.00
3	ADO NORTH	0	0	<b>0</b>	0	0	<b>0</b>	0	0	<b>0</b>	0	0	<b>0</b>	0	0	<b>0</b>	0.00
4	ADO WEST	0	0	<b>0</b>	0	0	<b>0</b>	0	0	<b>0</b>	0	0	<b>0</b>	0	0	<b>0</b>	0.00
5	EFON ALAAYE	19	57	<b>76</b>	91	154	<b>245</b>	0	0	<b>0</b>	0	0	<b>0</b>	110	211	<b>321</b>	2.06
6	EKITI EAST	93	249	<b>342</b>	156	215	<b>371</b>	0	0	<b>0</b>	0	0	<b>0</b>	249	464	<b>713</b>	4.58
7	EKITI S/EAST	0	0	<b>0</b>	0	0	<b>0</b>	0	0	<b>0</b>	0	0	<b>0</b>	0	0	<b>0</b>	0.00
8	EKITI S/WEST	45	90	<b>135</b>	70	163	<b>233</b>	0	0	<b>0</b>	0	0	<b>0</b>	115	253	<b>368</b>	2.37
9	IGBARA/OGOTUN	0	0	<b>0</b>	0	0	<b>0</b>	0	0	<b>0</b>	0	0	<b>0</b>	0	0	<b>0</b>	0.00
10	EKITI WEST	0	0	<b>0</b>	103	176	<b>279</b>	0	0	<b>0</b>	0	0	<b>0</b>	103	176	<b>279</b>	1.79
11	EKAMETA	0	0	<b>0</b>	0	0	<b>0</b>	0	0	<b>0</b>	0	0	<b>0</b>	0	0	<b>0</b>	0.00
12	OKEMESI/IDO ILE	0	0	<b>0</b>	0	0	<b>0</b>	0	0	<b>0</b>	0	0	<b>0</b>	0	0	<b>0</b>	0.00
13	EMURE	22	52	<b>74</b>	94	207	<b>301</b>	0	0	<b>0</b>	0	0	<b>0</b>	116	259	<b>375</b>	2.41
14	GBONYIN	37	60	<b>97</b>	156	266	<b>422</b>	0	0	<b>0</b>	0	0	<b>0</b>	193	326	<b>519</b>	3.34
15	AYEKIRE	0	0	<b>0</b>	0	0	<b>0</b>	0	0	<b>0</b>	0	0	<b>0</b>	0	0	<b>0</b>	0.00
16	IDO/OSI	107	201	<b>308</b>	78	178	<b>256</b>	0	0	<b>0</b>	2,680	4,269	<b>6,949</b>	2,865	4,648	<b>7,513</b>	48.30
17	ISOKAN	0	0	<b>0</b>	0	0	<b>0</b>	0	0	<b>0</b>	0	0	<b>0</b>	0	0	<b>0</b>	0.00
18	IJERO	0	0	<b>0</b>	141	284	<b>425</b>	0	0	<b>0</b>	0	0	<b>0</b>	141	284	<b>425</b>	2.73
19	IREDE	0	0	<b>0</b>	0	0	<b>0</b>	0	0	<b>0</b>	0	0	<b>0</b>	0	0	<b>0</b>	0.00
20	IREWOLE	0	0	<b>0</b>	0	0	<b>0</b>	0	0	<b>0</b>	0	0	<b>0</b>	0	0	<b>0</b>	0.00
21	ESO OBE	0	0	<b>0</b>	0	0	<b>0</b>	0	0	<b>0</b>	0	0	<b>0</b>	0	0	<b>0</b>	0.00
22	IKERE	18	53	<b>71</b>	245	420	<b>665</b>	0	0	<b>0</b>	0	0	<b>0</b>	263	473	<b>736</b>	4.73
23	IKERE WEST	0	0	<b>0</b>	0	0	<b>0</b>	0	0	<b>0</b>	0	0	<b>0</b>	0	0	<b>0</b>	0.00
24	IKOLE	0	0	<b>0</b>	213	735	<b>948</b>	0	0	<b>0</b>	0	0	<b>0</b>	213	735	<b>948</b>	6.09
25	IKOLE WEST	0	0	<b>0</b>	0	0	<b>0</b>	0	0	<b>0</b>	0	0	<b>0</b>	0	0	<b>0</b>	0.00

26	<b>KAJOLA</b>	0	0	<b>0</b>	0	0	<b>0</b>	0	0	<b>0</b>	0	0	<b>0</b>	0	0	<b>0</b>	0.00
27	<b>AJONI</b>	0	0	<b>0</b>	0	0	<b>0</b>	0	0	<b>0</b>	0	0	<b>0</b>	0	0	<b>0</b>	0.00
28	<b>ILEJEMEJE</b>	43	195	<b>238</b>	23	23	<b>46</b>	0	0	<b>0</b>	0	0	<b>0</b>	66	218	<b>284</b>	1.83
29	<b>IREPODUN/IFELODUN</b>	91	85	<b>176</b>	0	0	<b>0</b>	0	0	<b>0</b>	0	0	<b>0</b>	91	85	<b>176</b>	1.13
30	<b>ARAROMI</b>	0	0	<b>0</b>	0	0	<b>0</b>	0	0	<b>0</b>	0	0	<b>0</b>	0	0	<b>0</b>	0.00
31	<b>IFEDARA</b>	0	0	<b>0</b>	0	0	<b>0</b>	0	0	<b>0</b>	0	0	<b>0</b>	0	0	<b>0</b>	0.00
32	<b>ISE / ORUN</b>	24	105	<b>129</b>	24	62	<b>86</b>	0	0	<b>0</b>	0	0	<b>0</b>	48	167	<b>215</b>	1.38
33	<b>MOBA</b>	74	83	<b>157</b>	61	112	<b>173</b>	0	0	<b>0</b>	0	0	<b>0</b>	135	195	<b>330</b>	2.12
34	<b>ERO</b>	0	0	<b>0</b>	0	0	<b>0</b>	0	0	<b>0</b>	0	0	<b>0</b>	0	0	<b>0</b>	0.00
35	<b>OYE</b>	61	163	<b>224</b>	140	242	<b>382</b>	0	0	<b>0</b>	0	0	<b>0</b>	201	405	<b>606</b>	3.90
36	<b>IFESOWAPO</b>	0	0	<b>0</b>	0	0	<b>0</b>	0	0	<b>0</b>	0	0	<b>0</b>	0	0	<b>0</b>	0.00
37	<b>IFELOJU</b>	0	0	<b>0</b>	0	0	<b>0</b>	0	0	<b>0</b>	0	0	<b>0</b>	0	0	<b>0</b>	0.00
38	<b>AYEDE</b>	0	0	<b>0</b>	0	0	<b>0</b>	0	0	<b>0</b>	0	0	<b>0</b>	0	0	<b>0</b>	0.00
	<b>TOTAL</b>	<b>652</b>	<b>1,463</b>	<b>2,115</b>	<b>1,665</b>	<b>3,416</b>	<b>5,081</b>	<b>430</b>	<b>979</b>	<b>1,409</b>	<b>2,680</b>	<b>4,269</b>	<b>6,949</b>	<b>5,427</b>	<b>10,127</b>	<b>15,554</b>	<b>100.00</b>

Source: HMB, PHCDA, EKSUTH AND FETHI.



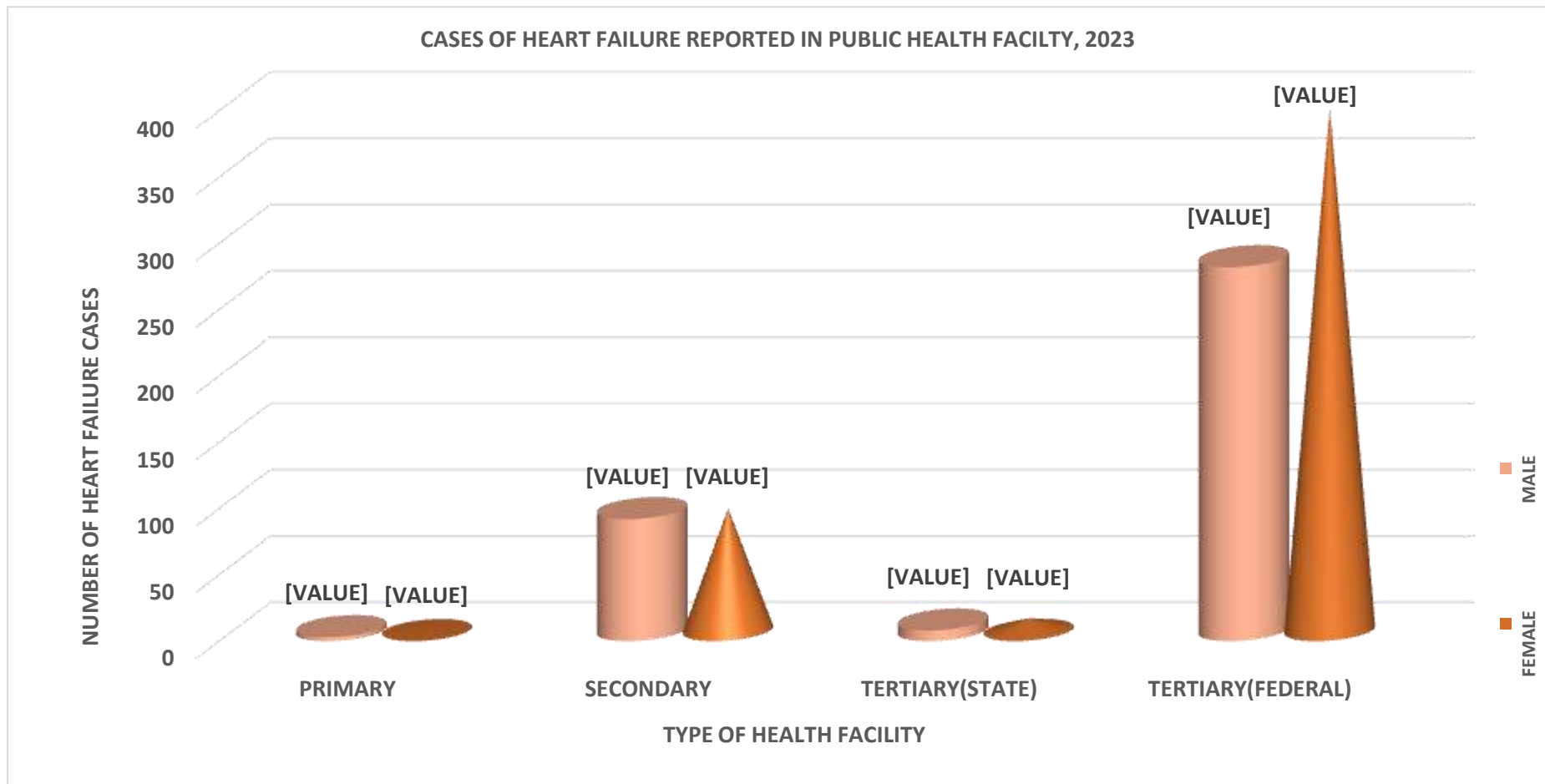
PRODU



**TABLE 6.9**  
**SUMMARY OF HEART FAILURE CASES REPORTED IN PUBLIC HEALTH FACILITY BY GENDER IN EKITI STATE, 2023.**

S/N	FACILITY	MALE	FEMALE	TOTAL	%
1	PRIMARY	3	1	4	0.45
2	SECONDARY	92	92	184	20.89
3	TERTIARY <sub>(STATE)</sub>	8	9	17	1.93
4	TERTIARY <sub>(FEDERAL)</sub>	282	394	676	76.73
5	<b>TOTAL</b>	<b>385</b>	<b>496</b>	<b>881</b>	<b>100.00</b>
6	<b>%</b>	<b>43.70</b>	<b>56.30</b>	<b>100.00</b>	

Source: EKSBS



PROL

**TABLE 6.10**  
**PERCENTAGE DISTRIBUTION OF REPORTED HEART FAILURE CASES BY TYPE OF PUBLIC HEALTH FACILITY, GENDER AND LGA/LCDA IN EKITI STATE, 2023.**

S/N	LGA/LCDA	PRIMARY HEALTH FACILITY			SECONDARY HEALTH FACILITY/HMB			TERTIARY HEALTH FACILITY (STATE)			TERTIARY HEALTH FACILITY(FEDERAL)			GRAND TOTAL			%
		M	F	T	M	F	T	M	F	T	M	F	T	M	F	T	
1	ADO-EKITI	0	0	0	2	2	4	8	9	17	0	0	0	10	11	21	2.38
2	ADO CENTRAL	0	0	0	0	0	0	0	0	0	0	0	0	0	0	0	0.00
3	ADO NORTH	0	0	0	0	0	0	0	0	0	0	0	0	0	0	0	0.00
4	ADO WEST	0	0	0	0	0	0	0	0	0	0	0	0	0	0	0	0.00
5	EFON ALAAYE	0	0	0	0	1	1	0	0	0	0	0	0	0	1	1	0.11
6	EKITI EAST	3	1	4	0	0	0	0	0	0	0	0	0	3	1	4	0.45
7	EKITI S/EAST	0	0	0	0	0	0	0	0	0	0	0	0	0	0	0	0.00
8	EKITI S/WEST	0	0	0	4	5	9	0	0	0	0	0	0	4	5	9	1.02
9	IGBARA/OGOTUN	0	0	0	0	0	0	0	0	0	0	0	0	0	0	0	0.00
10	EKITI WEST	0	0	0	12	8	20	0	0	0	0	0	0	12	8	20	2.27
11	EKAMETA	0	0	0	0	0	0	0	0	0	0	0	0	0	0	0	0.00
12	OKEMESI/IDO ILE	0	0	0	0	0	0	0	0	0	0	0	0	0	0	0	0.00
13	EMURE	0	0	0	1	1	2	0	0	0	0	0	0	1	1	2	0.23
14	GBONYIN	0	0	0	11	14	25	0	0	0	0	0	0	11	14	25	2.84
15	AYEKIRE	0	0	0	0	0	0	0	0	0	0	0	0	0	0	0	0.00
16	IDO/OSI	0	0	0	1	0	1	0	0	0	282	394	676	283	394	677	76.84
17	ISOKAN	0	0	0	0	0	0	0	0	0	0	0	0	0	0	0	0.00
18	IJERO	0	0	0	13	5	18	0	0	0	0	0	0	13	5	18	2.04
19	IREDE	0	0	0	0	0	0	0	0	0	0	0	0	0	0	0	0.00
20	IREWOLE	0	0	0	0	0	0	0	0	0	0	0	0	0	0	0	0.00
21	ESO OBE	0	0	0	0	0	0	0	0	0	0	0	0	0	0	0	0.00
22	IKERE	0	0	0	19	18	37	0	0	0	0	0	0	19	18	37	4.20
23	IKERE WEST	0	0	0	0	0	0	0	0	0	0	0	0	0	0	0	0.00
24	IKOLE	0	0	0	17	16	33	0	0	0	0	0	0	17	16	33	3.75
25	IKOLE WEST	0	0	0	0	0	0	0	0	0	0	0	0	0	0	0	0.00

26	KAJOLA	0	0	0	0	0	0	0	0	0	0	0	0	0	0	0	0.00
27	AJONI	0	0	0	0	0	0	0	0	0	0	0	0	0	0	0	0.00
28	ILEJEMEJE	0	0	0	2	4	6	0	0	0	0	0	0	2	4	6	0.68
29	IREPODUN/IFELODUN	0	0	0	0	0	0	0	0	0	0	0	0	0	0	0	0.00
30	ARAROMI	0	0	0	0	0	0	0	0	0	0	0	0	0	0	0	0.00
31	IFEDARA	0	0	0	0	0	0	0	0	0	0	0	0	0	0	0	0.00
32	ISE / ORUN	0	0	0	2	8	10	0	0	0	0	0	0	2	8	10	1.14
33	MOBA	0	0	0	0	0	0	0	0	0	0	0	0	0	0	0	0.00
34	ERO	0	0	0	0	0	0	0	0	0	0	0	0	0	0	0	0.00
35	OYE	0	0	0	8	10	18	0	0	0	0	0	0	8	10	18	2.04
36	IFESOWAPO	0	0	0	0	0	0	0	0	0	0	0	0	0	0	0	0.00
37	IFELOJU	0	0	0	0	0	0	0	0	0	0	0	0	0	0	0	0.00
38	AYEDE	0	0	0	0	0	0	0	0	0	0	0	0	0	0	0	0.00
	<b>TOTAL</b>	<b>3</b>	<b>1</b>	<b>4</b>	<b>92</b>	<b>92</b>	<b>184</b>	<b>8</b>	<b>9</b>	<b>17</b>	<b>282</b>	<b>394</b>	<b>676</b>	<b>385</b>	<b>496</b>	<b>881</b>	<b>100.00</b>

Source: HMB, PHCDA, EKSUTH AND FETHI.

**TABLE 6.11**  
**SUMMARY OF DIABETES CASES REPORTED IN PUBLIC HEALTH FACILITY BY GENDER IN EKITI STATE, 2023.**

S/N	FACILITY	MALE	FEMALE	TOTAL	%
1	PRIMARY	40	128	<b>168</b>	3.75
2	SECONDARY	525	1,165	<b>1,690</b>	37.72
3	TERTIARY <sub>(STATE)</sub>	169	340	<b>509</b>	11.36
	TERTIARY <sub>(FEDERAL)</sub>	804	1,310	<b>2,114</b>	47.18
4	TOTAL	<b>1,538</b>	<b>2,943</b>	<b>4,481</b>	<b>100.00</b>
5	%	<b>34.32</b>	<b>65.68</b>	<b>100.00</b>	

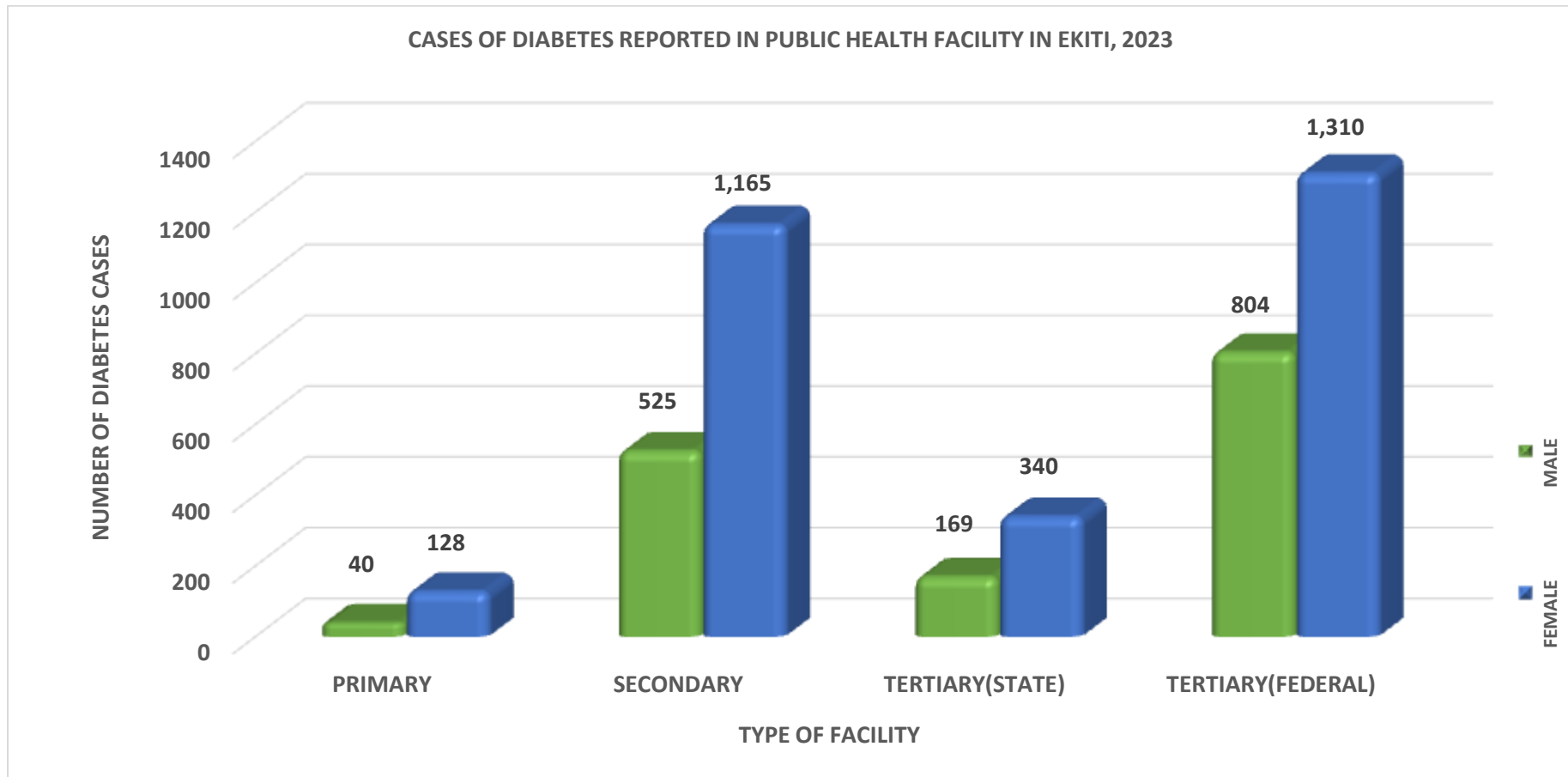
Source: EKSBS

TABLE 6.12  
PERCENTAGE DISTRIBUTION OF REPORTED DIABETES CASES BY TYPE OF PUBLIC HEALTH FACILITY, GENDER AND LGA/LCDA IN EKITI STATE, 2023

S/N	LGA/LCDA	PRIMARY HEALTH FACILITY			SECONDARY HEALTH FACILITY/HMB			TERTIARY HEALTH FACILITY (STATE)			TERTIARY HEALTH FACILITY(FEDERAL)			GRAND TOTAL			%
		M	F	T	M	F	T	M	F	T	M	F	T	M	F	T	
1	ADO-EKITI	5	13	18	34	40	74	169	340	509	0	0	0	208	393	601	13.41
2	ADO CENTRAL	0	0	0	0	0	0	0	0	0	0	0	0	0	0	0	0.00
3	ADO NORTH	0	0	0	0	0	0	0	0	0	0	0	0	0	0	0	0.00
4	ADO WEST	0	0	0	0	0	0	0	0	0	0	0	0	0	0	0	0.00
5	EFON ALAAYE	12	40	52	21	46	67	0	0	0	0	0	0	33	86	119	2.66
6	EKITI EAST	8	37	45	34	76	110	0	0	0	0	0	0	42	113	155	3.46
7	EKITI S/EAST	0	0	0	0	0	0	0	0	0	0	0	0	0	0	0	0.00
8	EKITI S/WEST	6	14	20	41	67	108	0	0	0	0	0	0	47	81	128	2.86
9	IGBARA/OGOTUN	0	0	0	0	0	0	0	0	0	0	0	0	0	0	0	0.00
10	EKITI WEST	0	0	0	32	57	89	0	0	0	0	0	0	32	57	89	1.99
11	EKAMETA	0	0	0	0	0	0	0	0	0	0	0	0	0	0	0	0.00
12	OKEMESI/IDO ILE	0	0	0	0	0	0	0	0	0	0	0	0	0	0	0	0.00
13	EMURE	1	8	9	41	55	96	0	0	0	0	0	0	42	63	105	2.34
14	GBONYIN	1	5	6	68	173	241	0	0	0	0	0	0	69	178	247	5.51
15	AYEKIRE	0	0	0	0	0	0	0	0	0	0	0	0	0	0	0	0.00
16	IDO/OSI	0	0	0	15	45	60	0	0	0	804	1,310	2,114	819	1,355	2,174	48.52
17	ISOKAN	0	0	0	0	0	0	0	0	0	0	0	0	0	0	0	0.00
18	IJERO	0	0	0	77	139	216	0	0	0	0	0	0	77	139	216	4.82
19	IREDE	0	0	0	0	0	0	0	0	0	0	0	0	0	0	0	0.00
20	IREWOLE	0	0	0	0	0	0	0	0	0	0	0	0	0	0	0	0.00
21	ESO OBE	0	0	0	0	0	0	0	0	0	0	0	0	0	0	0	0.00
22	IKERE	0	1	1	43	109	152	0	0	0	0	0	0	43	110	153	3.41
23	IKERE WEST	0	0	0	0	0	0	0	0	0	0	0	0	0	0	0	0.00
24	IKOLE	0	0	0	82	271	353	0	0	0	0	0	0	82	271	353	7.88
25	IKOLE WEST	0	0	0	0	0	0	0	0	0	0	0	0	0	0	0	0.00
26	KAJOLA	0	0	0	0	0	0	0	0	0	0	0	0	0	0	0	0.00

27	AJONI	0	0	0	0	0	0	0	0	0	0	0	0	0	0	0	0.00
28	ILEJEMEJE	0	0	0	2	5	7	0	0	0	0	0	0	2	5	7	0.16
29	IREPODUN/IFELODUN	0	0	0	0	0	0	0	0	0	0	0	0	0	0	0	0.00
30	ARAROMI	0	0	0	0	0	0	0	0	0	0	0	0	0	0	0	0.00
31	IFEDARA	0	0	0	0	0	0	0	0	0	0	0	0	0	0	0	0.00
32	ISE / ORUN	1	3	4	6	9	15	0	0	0	0	0	0	7	12	19	0.42
33	MOBA	0	0	0	0	0	0	0	0	0	0	0	0	0	0	0	0.00
34	ERO	0	0	0	0	0	0	0	0	0	0	0	0	0	0	0	0.00
35	OYE	6	7	13	29	73	102	0	0	0	0	0	0	35	80	115	2.57
36	IFESOWAPO	0	0	0	0	0	0	0	0	0	0	0	0	0	0	0	0.00
37	IFELOJU	0	0	0	0	0	0	0	0	0	0	0	0	0	0	0	0.00
38	AYEDE	0	0	0	0	0	0	0	0	0	0	0	0	0	0	0	0.00
	<b>TOTAL</b>	<b>40</b>	<b>128</b>	<b>168</b>	<b>525</b>	<b>1,165</b>	<b>1,690</b>	<b>169</b>	<b>340</b>	<b>509</b>	<b>804</b>	<b>1,310</b>	<b>2,114</b>	<b>1,538</b>	<b>2,943</b>	<b>4,481</b>	<b>100.00</b>

Source: HMB, PHCDA, EKSUTH AND FETHI.



PROL



**TABLE 6.13**  
**SUMMARY OF GASTRO-ENTERIES CASES REPORTED IN PUBLIC HEALTH FACILITY BY GENDER IN EKITI STATE, 2023.**

S/N	FACILITY	MALE	FEMALE	TOTAL	%
1	PRIMARY	40	75	115	<b>11.88</b>
2	SECONDARY	322	445	767	<b>79.24</b>
3	TERTIARY <sub>(STATE)</sub>	38	48	86	<b>8.88</b>
	TERTIARY <sub>(FEDERAL)</sub>	0	0	0	<b>0</b>
4	TOTAL	<b>400</b>	<b>568</b>	<b>968</b>	<b>100.00</b>
5	%	<b>41.32</b>	<b>58.68</b>	<b>100.00</b>	

Source: EKSBS

TABLE 6.14  
PERCENTAGE DISTRIBUTION OF REPORTED GASTRO-ENTERIES CASES BY TYPE OF PUBLIC HEALTH FACILITY, GENDER AND LGA/LCDA IN EKITI STATE, 2023

S/N	LGA/LCDA	PRIMARY HEALTH FACILITY			SECONDARY HEALTH FACILITY/HMB			TERTIARY HEALTH FACILITY (STATE)			TERTIARY HEALTH FACILITY(FEDERAL)			GRAND TOTAL			%
		M	F	T	M	F	T	M	F	T	M	F	T	M	F	T	
1	ADO-EKITI	0	0	0	10	30	40	38	48	86	0	0	0	48	78	126	13.02
2	ADO CENTRAL	0	0	0	0	0	0	0	0	0	0	0	0	0	0	0	0.00
3	ADO NORTH	0	0	0	0	0	0	0	0	0	0	0	0	0	0	0	0.00
4	ADO WEST	0	0	0	0	0	0	0	0	0	0	0	0	0	0	0	0.00
5	EFON ALAAYE	0	0	0	11	11	22	0	0	0	0	0	0	11	11	22	2.27
6	EKITI EAST	0	0	0	0	0	0	0	0	0	0	0	0	0	0	0	0.00
7	EKITI S/EAST	0	0	0	0	0	0	0	0	0	0	0	0	0	0	0	0.00
8	EKITI S/WEST	0	0	0	10	6	16	0	0	0	0	0	0	10	6	16	1.65
9	IGBARA/OGOTUN	0	0	0	0	0	0	0	0	0	0	0	0	0	0	0	0.00
10	EKITI WEST	0	0	0	19	5	24	0	0	0	0	0	0	19	5	24	2.48
11	EKAMETA	0	0	0	0	0	0	0	0	0	0	0	0	0	0	0	0.00
12	OKEMESI/IDO ILE	0	0	0	0	0	0	0	0	0	0	0	0	0	0	0	0.00
13	EMURE	2	4	6	22	62	84	0	0	0	0	0	0	24	66	90	9.30
14	GBONYIN	14	19	33	13	16	29	0	0	0	0	0	0	27	35	62	6.40
15	AYEKIRE	0	0	0	0	0	0	0	0	0	0	0	0	0	0	0	0.00
16	IDO/OSI	0	0	0	0	0	0	0	0	0	0	0	0	0	0	0	0.00
17	ISOKAN	0	0	0	0	0	0	0	0	0	0	0	0	0	0	0	0.00
18	IJERO	0	0	0	22	46	68	0	0	0	0	0	0	22	46	68	7.02
19	IREDE	0	0	0	0	0	0	0	0	0	0	0	0	0	0	0	0.00
20	IREWOLE	0	0	0	0	0	0	0	0	0	0	0	0	0	0	0	0.00
21	ESO OBE	0	0	0	0	0	0	0	0	0	0	0	0	0	0	0	0.00
22	IKERE	14	19	33	52	64	116	0	0	0	0	0	0	66	83	149	15.39
23	IKERE WEST	0	0	0	0	0	0	0	0	0	0	0	0	0	0	0	0.00
24	IKOLE	0	0	0	32	58	90	0	0	0	0	0	0	32	58	90	9.30
25	IKOLE WEST	0	0	0	0	0	0	0	0	0	0	0	0	0	0	0	0.00
26	KAJOLA	0	0	0	0	0	0	0	0	0	0	0	0	0	0	0	0.00

27	<b>AJONI</b>	0	0	<b>0</b>	0	0	<b>0</b>	0	0	<b>0</b>	0	0	<b>0</b>	0	0	<b>0</b>	0.00
28	<b>ILEJEMEJE</b>	0	0	<b>0</b>	10	8	<b>18</b>	0	0	<b>0</b>	0	0	<b>0</b>	10	8	<b>18</b>	1.86
29	<b>IREPODUN/IFELODUN</b>	0	0	<b>0</b>	12	40	<b>52</b>	0	0	<b>0</b>	0	0	<b>0</b>	12	40	<b>52</b>	5.37
30	<b>ARAROMI</b>	0	0	<b>0</b>	0	0	<b>0</b>	0	0	<b>0</b>	0	0	<b>0</b>	0	0	<b>0</b>	0.00
31	<b>IFEDARA</b>	0	0	<b>0</b>	0	0	<b>0</b>	0	0	<b>0</b>	0	0	<b>0</b>	0	0	<b>0</b>	0.00
32	<b>ISE / ORUN</b>	0	0	<b>0</b>	31	12	<b>43</b>	0	0	<b>0</b>	0	0	<b>0</b>	31	12	<b>43</b>	4.44
33	<b>MOBA</b>	0	0	<b>0</b>	16	18	<b>34</b>	0	0	<b>0</b>	0	0	<b>0</b>	16	18	<b>34</b>	3.51
34	<b>ERO</b>	0	0	<b>0</b>	0	0	<b>0</b>	0	0	<b>0</b>	0	0	<b>0</b>	0	0	<b>0</b>	0.00
35	<b>OYE</b>	10	33	<b>43</b>	62	69	<b>131</b>	0	0	<b>0</b>	0	0	<b>0</b>	72	102	<b>174</b>	17.98
36	<b>IFESOWAPO</b>	0	0	<b>0</b>	0	0	<b>0</b>	0	0	<b>0</b>	0	0	<b>0</b>	0	0	<b>0</b>	0.00
37	<b>IFELOJU</b>	0	0	<b>0</b>	0	0	<b>0</b>	0	0	<b>0</b>	0	0	<b>0</b>	0	0	<b>0</b>	0.00
38	<b>AYEDE</b>	0	0	<b>0</b>	0	0	<b>0</b>	0	0	<b>0</b>	0	0	<b>0</b>	0	0	<b>0</b>	0.00
	<b>TOTAL</b>	<b>40</b>	<b>75</b>	<b>115</b>	<b>322</b>	<b>445</b>	<b>767</b>	<b>38</b>	<b>48</b>	<b>86</b>	<b>0</b>	<b>0</b>	<b>0</b>	<b>400</b>	<b>568</b>	<b>968</b>	<b>100.00</b>

Source: HMB, PHCDA, EKSUTH AND FETHI.

**TABLE 6.15**  
**PERCENTAGE DISTRIBUTION OF REPORTED CASES OF HEPATITIS BY TYPE OF PUBLIC HEALTH FACILITY, GENDER AND LGA/LCDA IN EKITI STATE, 2023**

S/N	LGA/LCDA	SECONDARY HEALTH FACILITY/HMB			TERTIARY HEALTH FACILITY (STATE)			TERTIARY HEALTH FACILITY(FEDERAL)			GRAND TOTAL			%
		M	F	T	M	F	T	M	F	T	M	F	T	
1	ADO-EKITI	0	0	0	4	10	14	29	30	59	33	40	73	62.39
2	ADO CENTRAL	0	0	0	0	0	0	0	0	0	0	0	0	0.00
3	ADO NORTH	0	0	0	0	0	0	0	0	0	0	0	0	0.00
4	ADO WEST	0	0	0	0	0	0	0	0	0	0	0	0	0.00
5	EFON ALAAYE	0	0	0	0	0	0	0	0	0	0	0	0	0.00
6	EKITI EAST	2	1	3	0	0	0	0	0	0	0	0	0	0.00
7	EKITI S/EAST	1	1	2	0	0	0	0	0	0	0	0	0	0.00
8	EKITI S/WEST	0	0	0	2	0	2	0	0	0	2	0	2	1.71
9	IGBARA/OGOTUN	0	0	0	0	0	0	0	0	0	0	0	0	0.00
10	EKITI WEST	0	0	0	0	1	1	0	0	0	0	1	1	0.85
11	EKAMETA	0	0	0	0	0	0	0	0	0	0	0	0	0.00
12	OKEMESI/IDO ILE	0	0	0	0	0	0	0	0	0	0	0	0	0.00
13	EMURE	0	0	0	1	1	2	0	0	0	1	1	2	1.71
14	GBONYIN	0	0	0	0	0	0	0	0	0	0	0	0	0.00
15	AYEKIRE	0	0	0	0	0	0	0	0	0	0	0	0	0.00
16	IDO/OSI	0	0	0	0	0	0	0	0	0	3	1	4	3.42
17	ISOKAN	0	0	0	0	0	0	0	0	0	0	0	0	0.00
18	IJERO	0	0	0	0	3	3	0	0	0	0	3	3	2.56
19	IREDE	0	0	0	0	0	0	0	0	0	0	0	0	0.00
20	IREWOLE	0	0	0	0	0	0	0	0	0	0	0	0	0.00
21	ESO OBE	0	0	0	0	0	0	0	0	0	0	0	0	0.00
22	IKERE	0	0	0	0	0	0	0	0	0	0	0	0	0.00

23	IKERE WEST	0	0	0	0	0	0	0	0	0	0	0	0	0.00
24	IKOLE	0	0	0	0	0	0	0	0	0	0	0	0	0.00
25	IKOLE WEST	0	0	0	0	0	0	0	0	0	0	0	0	0.00
26	KAJOLA	0	0	0	0	0	0	0	0	0	0	0	0	0.00
27	AJONI	0	0	0	0	0	0	0	0	0	0	0	0	0.00
28	ILEJEMEJE	0	0	0	0	0	0	0	0	0	0	0	0	0.00
29	IREPODUN/IFELODUN	0	0	0	0	0	0	0	0	0	0	0	0	0.00
30	ARAROMI	0	0	0	0	0	0	0	0	0	0	0	0	0.00
31	IFEDARA	0	0	0	0	0	0	0	0	0	0	0	0	0.00
32	ISE / ORUN	0	0	0	2	0	2	0	0	0	2	0	2	1.71
33	MOBA	0	0	0	0	0	0	0	0	0	0	0	0	0.00
34	ERO	0	0	0	0	0	0	0	0	0	0	0	0	0.00
35	OYE	0	0	0	10	20	30	0	0	0	10	20	30	25.64
36	IFESOWAPO	0	0	0	0	0	0	0	0	0	0	0	0	0.00
37	IFELOJU	0	0	0	0	0	0	0	0	0	0	0	0	0.00
38	AYEDE	0	0	0	0	0	0	0	0	0	0	0	0	0.00
	<b>TOTAL</b>	<b>3</b>	<b>2</b>	<b>5</b>	<b>19</b>	<b>35</b>	<b>54</b>	<b>29</b>	<b>30</b>	<b>59</b>	<b>51</b>	<b>66</b>	<b>117</b>	<b>100.00</b>

Source: HMB, PHCDA, EKSUTH AND FETHI.

**TABLE 6.16**  
**PERCENTAGE DISTRIBUTION OF REPORTED CASES OF TYPHOID FEVER BY TYPE OF PUBLIC HEALTH FACILITY, GENDER AND LGA/LCDA IN EKITI STATE, 2023.**

S/N	LGA/LCDA	PRIMARY HEALTH FACILITY			SECONDARY HEALTH FACILITY/HMB			TERTIARY HEALTH FACILITY (STATE)			TERTIARY HEALTH FACILITY(FEDERAL)			GRAND TOTAL			%
		M	F	T	M	F	T	M	F	T	M	F	T	M	F	T	
1	ADO-EKITI	0	59	59	21	21	42	4	2	6	0	0	0	25	82	107	2.87
2	ADO CENTRAL	0	0	0	0	0	0	0	0	0	0	0	0	0	0	0	0.00
3	ADO NORTH	0	0	0	0	0	0	0	0	0	0	0	0	0	0	0	0.00
4	ADO WEST	0	0	0	0	0	0	0	0	0	0	0	0	0	0	0	0.00
5	EFON ALAAYE	0	0	0	0	0	0	0	0	0	0	0	0	0	0	0	0.00
6	EKITI EAST	0	0	0	49	72	121	0	0	0	0	0	0	49	72	121	3.24
7	EKITI S/EAST	0	0	0	0	0	0	0	0	0	0	0	0	0	0	0	0.00
8	EKITI S/WEST	8	15	23	107	171	278	0	0	0	0	0	0	115	186	301	8.06
9	IGBARA/OGOTUN	0	0	0	0	0	0	0	0	0	0	0	0	0	0	0	0.00
10	EKITI WEST	0	0	0	84	163	247	0	0	0	0	0	0	84	163	247	6.62
11	EKAMETA	0	0	0	0	0	0	0	0	0	0	0	0	0	0	0	0.00
12	OKEMESI/IDO ILE	0	0	0	0	0	0	0	0	0	0	0	0	0	0	0	0.00
13	EMURE	30	45	75	65	91	156	0	0	0	0	0	0	95	136	231	6.19
14	GBONYIN	26	30	56	237	315	552	0	0	0	0	0	0	263	345	608	16.29
15	AYEKIRE	0	0	0	0	0	0	0	0	0	0	0	0	0	0	0	0.00
16	IDO/OSI	0	0	0	1	0	1	0	0	0	2	2	4	3	2	5	0.13
17	ISOKAN	0	0	0	0	0	0	0	0	0	0	0	0	0	0	0	0.00
18	IJERO	0	0	0	54	75	129	0	0	0	0	0	0	54	75	129	3.46
19	IREDE	0	0	0	0	0	0	0	0	0	0	0	0	0	0	0	0.00
20	IREWOLE	0	0	0	0	0	0	0	0	0	0	0	0	0	0	0	0.00
21	ESO OBE	0	0	0	0	0	0	0	0	0	0	0	0	0	0	0	0.00
22	IKERE	98	138	236	20	38	58	0	0	0	0	0	0	118	176	294	7.88
23	IKERE WEST	0	0	0	0	0	0	0	0	0	0	0	0	0	0	0	0.00
24	IKOLE	0	0	0	174	225	399	0	0	0	0	0	0	174	225	399	10.69
25	IKOLE WEST	0	0	0	0	0	0	0	0	0	0	0	0	0	0	0	0.00

26	<b>KAJOLA</b>	0	0	<b>0</b>	0	0	<b>0</b>	0	0	<b>0</b>	0	0	<b>0</b>	0	0	<b>0</b>	0.00
27	<b>AJONI</b>	0	0	<b>0</b>	0	0	<b>0</b>	0	0	<b>0</b>	0	0	<b>0</b>	0	0	<b>0</b>	0.00
28	<b>ILEJEMEJE</b>	0	0	<b>0</b>	14	17	<b>31</b>	0	0	<b>0</b>	0	0	<b>0</b>	14	17	<b>31</b>	0.83
29	<b>IREPODUN/IFELODUN</b>	0	0	<b>0</b>	193	268	<b>461</b>	0	0	<b>0</b>	0	0	<b>0</b>	193	268	<b>461</b>	12.35
30	<b>ARAROMI</b>	0	0	<b>0</b>	0	0	<b>0</b>	0	0	<b>0</b>	0	0	<b>0</b>	0	0	<b>0</b>	0.00
31	<b>IFEDARA</b>	0	0	<b>0</b>	0	0	<b>0</b>	0	0	<b>0</b>	0	0	<b>0</b>	0	0	<b>0</b>	0.00
32	<b>ISE / ORUN</b>	0	0	<b>0</b>	16	43	<b>59</b>	0	0	<b>0</b>	0	0	<b>0</b>	16	43	<b>59</b>	1.58
33	<b>MOBA</b>	0	0	<b>0</b>	0	0	<b>0</b>	0	0	<b>0</b>	0	0	<b>0</b>	0	0	<b>0</b>	0.00
34	<b>ERO</b>	0	0	<b>0</b>	0	0	<b>0</b>	0	0	<b>0</b>	0	0	<b>0</b>	0	0	<b>0</b>	0.00
35	<b>OYE</b>	30	54	<b>84</b>	279	377	<b>656</b>	0	0	<b>0</b>	0	0	<b>0</b>	309	431	<b>740</b>	19.82
36	<b>IFESOWAPO</b>	0	0	<b>0</b>	0	0	<b>0</b>	0	0	<b>0</b>	0	0	<b>0</b>	0	0	<b>0</b>	0.00
37	<b>IFELOJU</b>	0	0	<b>0</b>	0	0	<b>0</b>	0	0	<b>0</b>	0	0	<b>0</b>	0	0	<b>0</b>	0.00
38	<b>AYEDE</b>	0	0	<b>0</b>	0	0	<b>0</b>	0	0	<b>0</b>	0	0	<b>0</b>	0	0	<b>0</b>	0.00
	<b>TOTAL</b>	<b>192</b>	<b>341</b>	<b>533</b>	<b>1,314</b>	<b>1,876</b>	<b>3,190</b>	<b>4</b>	<b>2</b>	<b>6</b>	<b>2</b>	<b>2</b>	<b>4</b>	<b>1,512</b>	<b>2,221</b>	<b>3,733</b>	<b>100.00</b>

Source: HMB, PHCDA, EKSUTH AND FETHI.

**TABLE 6.17**  
**PERCENTAGE DISTRIBUTION OF REPORTED CASES OF TUBERCULOSIS BY TYPE OF PUBLIC HEALTH FACILITY, GENDER AND LGA/LCDA IN EKITI STATE, 2023.**

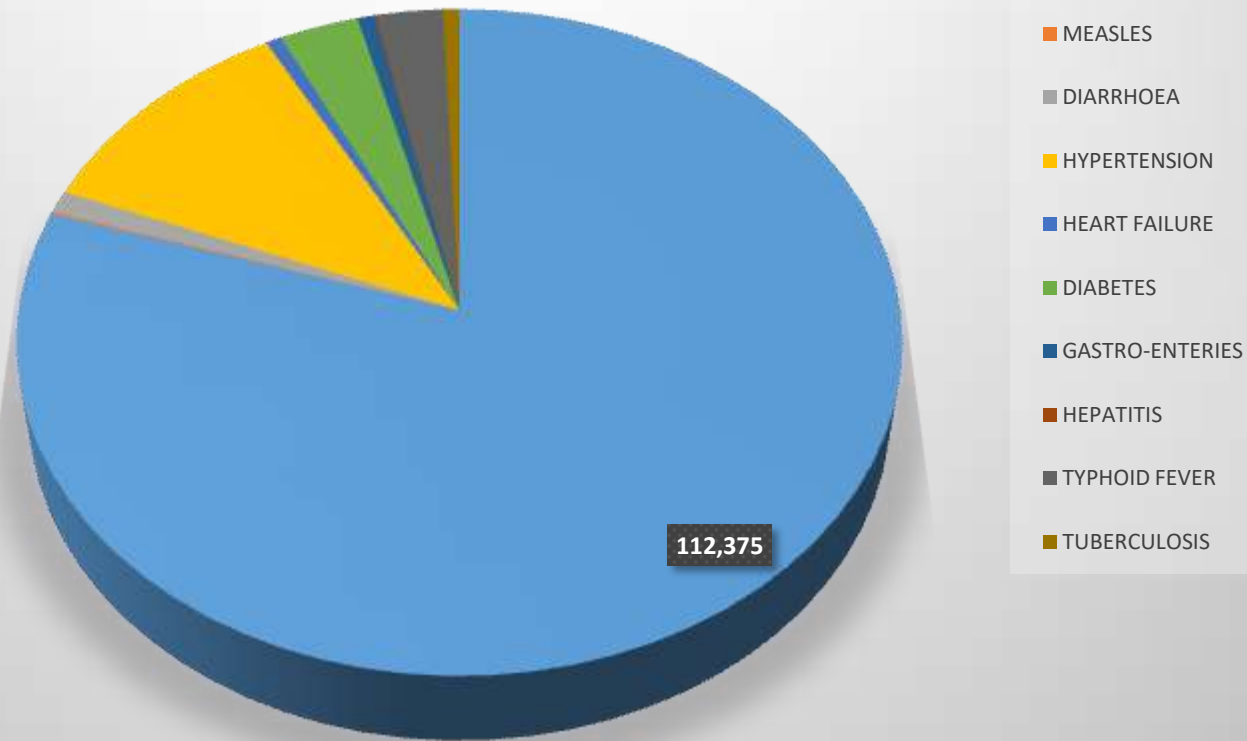
S/N	LGA/LCDA	PRIMARY HEALTH FACILITY			SECONDARY HEALTH FACILITY/HMB			TERTIARY HEALTH FACILITY (STATE)			TERTIARY HEALTH FACILITY(FEDERAL)			GRAND TOTAL			%
		M	F	T	M	F	T	M	F	T	M	F	T	M	F	T	
1	ADO-EKITI	0	0	0	0	0	0	49	47	96	0	0	0	49	47	96	10.38
2	ADO CENTRAL	0	0	0	0	0	0	0	0	0	0	0	0	0	0	0	0.00
3	ADO NORTH	0	0	0	0	0	0	0	0	0	0	0	0	0	0	0	0.00
4	ADO WEST	0	0	0	0	0	0	0	0	0	0	0	0	0	0	0	0.00
5	EFON ALAAYE	0	0	0	0	0	0	0	0	0	0	0	0	0	0	0	0.00
6	EKITI EAST	1	0	1	108	217	325	0	0	0	0	0	0	109	217	326	35.24
7	EKITI S/EAST	0	0	0	0	0	0	0	0	0	0	0	0	0	0	0	0.00
8	EKITI S/WEST	0	0	0	1	0	1	0	0	0	0	0	0	1	0	1	0.11
9	IGBARA/OGOTUN	0	0	0	0	0	0	0	0	0	0	0	0	0	0	0	0.00
10	EKITI WEST	1	3	4	16	29	45	0	0	0	0	0	0	17	32	49	5.30
11	EKAMETA	0	0	0	0	0	0	0	0	0	0	0	0	0	0	0	0.00
12	OKEMESI/IDO ILE	0	0	0	0	0	0	0	0	0	0	0	0	0	0	0	0.00
13	EMURE	6	5	11	3	4	7	0	0	0	0	0	0	9	9	18	1.95
14	GBONYIN	21	10	31	11	11	22	0	0	0	0	0	0	32	21	53	5.73
15	AYEKIRE	0	0	0	0	0	0	0	0	0	0	0	0	0	0	0	0.00
16	IDO/OSI	0	0	0	0	0	0	0	0	0	1	1	2	1	1	2	0.22
17	ISOKAN	0	0	0	0	0	0	0	0	0	0	0	0	0	0	0	0.00
18	IJERO	0	0	0	36	31	67	0	0	0	0	0	0	36	31	67	7.24
19	IREDE	0	0	0	0	0	0	0	0	0	0	0	0	0	0	0	0.00
20	IREWOLE	0	0	0	0	0	0	0	0	0	0	0	0	0	0	0	0.00
21	ESO OBE	0	0	0	0	0	0	0	0	0	0	0	0	0	0	0	0.00
22	IKERE	15	42	57	20	19	39	0	0	0	0	0	0	35	61	96	10.38
23	IKERE WEST	0	0	0	0	0	0	0	0	0	0	0	0	0	0	0	0.00
24	IKOLE	0	0	0	31	27	58	0	0	0	0	0	0	31	27	58	6.27
25	IKOLE WEST	0	0	0	0	0	0	0	0	0	0	0	0	0	0	0	0.00



26	KAJOLA	0	0	0	0	0	0	0	0	0	0	0	0	0	0	0	0.00
27	AJONI	0	0	0	0	0	0	0	0	0	0	0	0	0	0	0	0.00
28	ILEJEMEJE	0	0	0	0	0	0	0	0	0	0	0	0	0	0	0	0.00
29	IREPODUN/IFELODUN	46	57	103	0	0	0	0	0	0	0	0	0	46	57	103	11.14
30	ARAROMI	0	0	0	0	0	0	0	0	0	0	0	0	0	0	0	0.00
31	IFEDARA	0	0	0	0	0	0	0	0	0	0	0	0	0	0	0	0.00
32	ISE / ORUN	0	0	0	3	0	3	0	0	0	0	0	0	3	0	3	0.32
33	MOBA	0	0	0	0	0	0	0	0	0	0	0	0	0	0	0	0.00
34	ERO	0	0	0	0	0	0	0	0	0	0	0	0	0	0	0	0.00
35	OYE	6	6	12	17	24	41	0	0	0	0	0	0	23	30	53	5.73
36	IFESOWAPO	0	0	0	0	0	0	0	0	0	0	0	0	0	0	0	0.00
37	IFELOJU	0	0	0	0	0	0	0	0	0	0	0	0	0	0	0	0.00
38	AYEDE	0	0	0	0	0	0	0	0	0	0	0	0	0	0	0	0.00
	<b>TOTAL</b>	<b>96</b>	<b>123</b>	<b>219</b>	<b>246</b>	<b>362</b>	<b>608</b>	<b>49</b>	<b>47</b>	<b>96</b>	<b>1</b>	<b>1</b>	<b>2</b>	<b>392</b>	<b>533</b>	<b>925</b>	<b>100.00</b>

Source: HMB, PHCDA, EKSUTH AND FETHI.

### DISTRIBUTION OF PREVALENT DISEASES RECORDED IN PUBLIC HEALTH FACILITY IN EKITI, 2023



# **CHAPTER SEVEN**

## **HIV/AIDS**

PRODUCED BY STATE BUREAU OF STATISTICS, EKITI STATE.

## CHAPTER SEVEN

### HIV/AIDS

The chapter shows a total of 101,399 persons tested for HIV/AIDS in the year 2023 out of which 1,675 tested positive. There were 619 (36.96%) male and 1,056 (63.04%) female. Out of the 1,056 females that tested positive, 76 were pregnant and 980 were not pregnant. (See table 7.1).

Table 7.2 contains the percentage and gender distribution of people tested for HIV/AIDS and people that tested positive. It was shown that approximately 1.7% of people tested for HIV/AIDS are found positive across the state in year 2023.

Table 7.3 shows the distribution of people tested across the LGAs and LCDAs in the State for the year under review. It was discovered that Ido/Osi, Ado and Ekiti East recorded the most cases of HIV/AIDS with 345, 323 and 232 patients respectively.

Tables 7.4 and 7.5 show that only 2.43% of the projected population figure of the State were tested in 2023 out of which 0.04% tested positive.

**TABLE 7.1**  
**NUMBER OF PEOPLE TESTED FOR HIV/AIDS AND NUMBER TESTED POSITIVE BY GENDER AND LGA/LCDA 2023**

S/N	LGA/LCDA	NO OF PEOPLE TESTED					NO OF PEOPLE TESTED POSITIVE				
		MALE	FEMALE		TOTAL FEMALE	GRAND TOTAL	MALE	FEMALE		TOTAL FEMALE	GRAND TOTAL
			PREGNANT	NON PREGNANT				PREGNANT	NON PREGNANT		
1	ADO-EKITI	5,722	5,452	8,387	13,839	19,561	109	17	197	214	323
2	ADO CENTRAL	0	0	0	0	0	0	0	0	0	0
3	ADO NORTH	0	0	0	0	0	0	0	0	0	0
4	ADO WEST	0	0	0	0	0	0	0	0	0	0
5	EFON ALAAYE	2,336	488	3,157	3,645	5,981	15	4	17	21	36
6	EKITI EAST	3,316	1,171	4,549	5,720	9,036	76	2	154	156	232
7	EKITI S/EAST	0	0	0	0	0	0	0	0	0	0
8	EKITI S/WEST	2,149	308	2,584	2,892	5,041	45	0	59	59	104
9	IGBARA/OGOTUN	0	0	0	0	0	0	0	0	0	0
10	EKITI WEST	1,914	1,371	3,082	4,453	6,367	34	8	39	47	81
11	EKAMETA	0	0	0	0	0	0	0	0	0	0
12	OKEMESI/IDO ILE	0	0	0	0	0	0	0	0	0	0
13	EMURE	1,878	867	2,643	3,510	5,388	9	12	28	40	49
14	GBONYIN	2,686	438	3,831	4,269	6,955	29	2	54	56	85
15	AYEKIRE	0	0	0	0	0	0	0	0	0	0
16	IDO/OSI	3,915	1,649	4,523	6,172	10,087	147	8	190	198	345
17	ISOKAN	0	0	0	0	0	0	0	0	0	0
18	IJERO	619	1,963	939	2,902	3,521	9	4	26	30	39
19	IREDE	0	0	0	0	0	0	0	0	0	0
20	IREWOLE	0	0	0	0	0	0	0	0	0	0
21	ESO OBE	0	0	0	0	0	0	0	0	0	0
22	IKERE	1,271	1,616	1,596	3,212	4,483	27	9	57	66	93
23	IKERE WEST	0	0	0	0	0	0	0	0	0	0
24	IKOLE	2,488	830	3,212	4,042	6,530	47	9	56	65	112
25	IKOLE WEST	0	0	0	0	0	0	0	0	0	0

26	<b>KAJOLA</b>	0	0	0	0	<b>0</b>	0	0	0	0	<b>0</b>
27	<b>AJONI</b>	0	0	0	0	<b>0</b>	0	0	0	0	<b>0</b>
28	<b>ILEJEMEJE</b>	420	80	578	658	<b>1,078</b>	33	0	23	23	<b>56</b>
29	<b>IREPODUN/IFELODUN</b>	1,574	761	1,819	2,580	<b>4,154</b>	20	1	34	35	<b>55</b>
30	<b>ARAROMI</b>	0	0	0	0	<b>0</b>	0	0	0	0	<b>0</b>
31	<b>IFEDARA</b>	0	0	0	0	<b>0</b>	0	0	0	0	<b>0</b>
32	<b>ISE / ORUN</b>	625	828	964	1,792	<b>2,417</b>	2	0	9	9	<b>11</b>
33	<b>MOBA</b>	2,839	714	3,173	3,887	<b>6,726</b>	10	0	14	14	<b>24</b>
34	<b>ERO</b>	0	0	0	0	<b>0</b>	0	0	0	0	<b>0</b>
35	<b>OYE</b>	1,186	1,289	1,599	2,888	<b>4,074</b>	7	0	23	23	<b>30</b>
36	<b>IFESOWAPO</b>	0	0	0	0	<b>0</b>	0	0	0	0	<b>0</b>
37	<b>IFELOJU</b>	0	0	0	0	<b>0</b>	0	0	0	0	<b>0</b>
38	<b>AYEDE</b>	0	0	0	0	<b>0</b>	0	0	0	0	<b>0</b>
	<b>TOTAL</b>	<b>34,938</b>	<b>19,825</b>	<b>46,636</b>	<b>66,461</b>	<b>101,399</b>	<b>619</b>	<b>76</b>	<b>980</b>	<b>1,056</b>	<b>1,675</b>

SOURCE: EKITI STATE AIDS CONTROL AGENCY

TABLE 7.2  
PERCENTAGE DISTRIBUTION OF PEOPLE TESTED FOR HIV/AIDS AND NUMBER TESTED POSITIVE BY GENDER AND LGA/LCDA, 2023.

S/N	LGA/LCDA	NO OF PEOPLE TESTED				NO OF PEOPLE TESTED POSITIVE			
		MALE	FEMALE	TOTAL	% DISTR OF PEOPLE TESTED	MALE	FEMALE	TOTAL	% DISTR OF PEOPLE TESTED
1	ADO-EKITI	5,722	13,839	19,561	19.29	109	214	323	19.28
2	ADO CENTRAL	0	0	0	0.00	0	0	0	0.00
3	ADO NORTH	0	0	0	0.00	0	0	0	0.00
4	ADO WEST	0	0	0	0.00	0	0	0	0.00
5	EFON ALAAYE	2,336	3,645	5,981	5.90	15	21	36	2.15
6	EKITI EAST	3,316	5,720	9,036	8.91	76	156	232	13.85
7	EKITI S/EAST	0	0	0	0.00	0	0	0	0.00
8	EKITI S/WEST	2,149	2,892	5,041	4.97	45	59	104	6.21
9	IGBARA/OGOTUN	0	0	0	0.00	0	0	0	0.00
10	EKITI WEST	1,914	4,453	6,367	6.28	34	47	81	4.84
11	EKAMETA	0	0	0	0.00	0	0	0	0.00
12	OKEMESI/IDO ILE	0	0	0	0.00	0	0	0	0.00
13	EMURE	1,878	3,510	5,388	5.31	9	40	49	2.93
14	GBONYIN	2,686	4,269	6,955	6.86	29	56	85	5.07
15	AYEKIRE	0	0	0	0.00	0	0	0	0.00
16	IDO/OSI	3,915	6,172	10,087	9.95	147	198	345	20.60
17	ISOKAN	0	0	0	0.00	0	0	0	0.00
18	IJERO	619	2,902	3,521	3.47	9	30	39	2.33
19	IREDE	0	0	0	0.00	0	0	0	0.00
20	IREWOLE	0	0	0	0.00	0	0	0	0.00
21	ESO OBE	0	0	0	0.00	0	0	0	0.00
22	IKERE	1,271	3,212	4,483	4.42	27	66	93	5.55
23	IKERE WEST	0	0	0	0.00	0	0	0	0.00
24	IKOLE	2,488	4,042	6,530	6.44	47	65	112	6.69
25	IKOLE WEST	0	0	0	0.00	0	0	0	0.00

26	KAJOLA	0	0	0	0.00	0	0	0	0.00
27	AJONI	0	0	0	0.00	0	0	0	0.00
28	ILEJEMEJE	420	658	1078	1.06	33	23	56	3.34
29	IREPODUN/IFELODUN	1,574	2,580	4,154	4.10	20	35	55	3.28
30	ARAROMI	0	0	0	0.00	0	0	0	0.00
31	IFEDARA	0	0	0	0.00	0	0	0	0.00
32	ISE / ORUN	625	1,792	2,417	2.38	2	9	11	0.66
33	MOBA	2,839	3,887	6,726	6.63	10	14	24	1.43
34	ERO	0	0	0	0.00	0	0	0	0.00
35	OYE	1,186	2,888	4,074	4.02	7	23	30	1.79
36	IFESOWAPO	0	0	0	0.00	0	0	0	0.00
37	IFELOJU	0	0	0	0.00	0	0	0	0.00
38	AYEDE	0	0	0	0.00	0	0	0	0.00
	TOTAL	34,938	66,461	101,399	100.00	619	1,056	1,675	100.00

SOURCE: EKITI STATE AIDS CONTROL AGENCY



TABLE 7.3

NUMBER OF PEOPLE TESTED POSITIVE FOR HIV/AIDS AND NUMBER OF PEOPLE ENROLLED ON TREATMENT BY SEX AND LGA/LCDA, 2023.

S/N	LGA/LCDA	NO OF PEOPLE TESTED POSITIVE					NO OF PEOPLE ENROLLED FOR TREATMENT				
		MALE	FEMALE		TOTAL FEMALE	GRAND TOTAL	MALE	FEMALE		TOTAL FEMALE	GRAND TOTAL
			PREGNANT	NON PREGNANT				PREGNANT	NON PREGNANT		
1	ADO-EKITI	109	17	197	214	323	768	66	1,569	1,635	2,403
2	ADO CENTRAL	0	0	0	0	0	0	0	0	0	0
3	ADO NORTH	0	0	0	0	0	0	0	0	0	0
4	ADO WEST	0	0	0	0	0	0	0	0	0	0
5	EFON ALAAYE	15	4	17	21	36	0	0	0	0	0
6	EKITI EAST	76	2	154	156	232	318	2	503	505	823
7	EKITI S/EAST	0	0	0	0	0	0	0	0	0	0
8	EKITI S/WEST	45	0	59	59	104	121	2	166	168	289
9	IGBARA/OGOTUN	0	0	0	0	0	0	0	0	0	0
10	EKITI WEST	34	8	39	47	81	131	7	151	158	289
11	EKAMETA	0	0	0	0	0	0	0	0	0	0
12	OKEMESI/IDO ILE	0	0	0	0	0	0	0	0	0	0
13	EMURE	9	12	28	40	49	75	7	193	200	275
14	GBONYIN	29	2	54	56	85	0	0	0	0	0
15	AYEKIRE	0	0	0	0	0	0	0	0	0	0
16	IDO/OSI	147	8	190	198	345	1,579	4	2,659	2,663	4,242
17	ISOKAN	0	0	0	0	0	0	0	0	0	0
18	IJERO	9	4	26	30	39	66	11	160	171	237
19	IREDE	0	0	0	0	0	0	0	0	0	0
20	IREWOLE	0	0	0	0	0	0	0	0	0	0
21	ESO OBE	0	0	0	0	0	0	0	0	0	0
22	IKERE	27	9	57	66	93	191	25	430	455	646
23	IKERE WEST	0	0	0	0	0	0	0	0	0	0
24	IKOLE	47	9	56	65	112	365	5	710	715	1,080
25	IKOLE WEST	0	0	0	0	0	0	0	0	0	0

26	KAJOLA	0	0	0	0	0	0	0	0	0	0
27	AJONI	0	0	0	0	0	0	0	0	0	0
28	ILEJEMEJE	33	0	23	23	56	112	0	121	121	233
29	IREPODUN/IFELODUN	20	1	34	35	55	128	4	148	152	280
30	ARAROMI	0	0	0	0	0	0	0	0	0	0
31	IFEDARA	0	0	0	0	0	0	0	0	0	0
32	ISE / ORUN	2	0	9	9	11	0	0	0	0	0
33	MOBA	10	0	14	14	24	22	0	67	67	89
34	ERO	0	0	0	0	0	0	0	0	0	0
35	OYE	7	0	23	23	30	34	0	100	100	134
36	IFESOWAPO	0	0	0	0	0	0	0	0	0	0
37	IFELOJU	0	0	0	0	0	0	0	0	0	0
38	AYEDE	0	0	0	0	0	0	0	0	0	0
	<b>TOTAL</b>	<b>619</b>	<b>76</b>	<b>980</b>	<b>1,056</b>	<b>1,675</b>	<b>3,910</b>	<b>133</b>	<b>6,977</b>	<b>7,110</b>	<b>11,020</b>

SOURCE: EKITI STATE AIDS CONTROL AGENCY

**TABLE 7.3 CONTD**  
**PERCENTAGE DISTRIBUTION OF PEOPLE TESTED POSITIVE FOR HIV/AIDS, PEOPLE ENROLLED ON TREATMENT AND DEATHS RECORDED DUE TO HIV/AIDS**  
**BY GENDER AND LGA/LCDA, 2023.**

S/N	LGA/LCDA	NO OF PEOPLE TESTED POSITIVE FOR HIV/AIDS				NO OF PEOPLE NEWLY ENROLLED ON TREATMENT FOR HIV/AIDS				NO OF DEATHS RECORDED DUE TO HIV/AIDS			
		MALE	FEMALE	TOTAL	% DISTR.	MALE	FEMALE	TOTAL	% DISTR.	MALE	FEMALE	TOTAL	% DISTR.
1	ADO-EKITI	109	214	323	19.28	191	288	479	16.01	0	0	0	0
2	ADO CENTRAL	0	0	0	0.00	0	0	0	0.00	0	0	0	0
3	ADO NORTH	0	0	0	0.00	0	0	0	0.00	0	0	0	0
4	ADO WEST	0	0	0	0.00	0	0	0	0.00	0	0	0	0
5	EFON ALAAYE	15	21	36	2.15	0	0	0	0.00	0	0	0	0
6	EKITI EAST	76	156	232	13.85	67	178	245	8.19	0	0	0	0
7	EKITI S/EAST	0	0	0	0.00	0	0	0	0	0	0	0	0
8	EKITI S/WEST	45	59	104	6.21	46	50	96	3.21	0	0	0	0
9	IGBARA/OGOTUN	0	0	0	0.00	0	0	0	0.00	0	0	0	0
10	EKITI WEST	34	47	81	4.84	120	46	166	5.55	0	0	0	0
11	EKAMETA	0	0	0	0.00	0	0	0	0.00	0	0	0	0
12	OKEMESI/IDO ILE	0	0	0	0.00	0	0	0	0.00	0	0	0	0
13	EMURE	9	40	49	2.93	8	33	41	1.37	0	0	0	0
14	GBONYIN	29	56	85	5.07	0	0	0	0.00	0	0	0	0
15	AYEKIRE	0	0	0	0.00	0	0	0	0.00	0	0	0	0
16	IDO/OSI	147	198	345	20.60	502	857	1359	45.44	0	0	0	0
17	ISOKAN	0	0	0	0.00	0	0	0	0.00	0	0	0	0
18	IJERO	9	30	39	2.33	13	40	53	1.77	0	0	0	0
19	IREDE	0	0	0	0.00	0	0	0	0.00	0	0	0	0
20	IREWOLE	0	0	0	0.00	0	0	0	0.00	0	0	0	0
21	ESO OBE	0	0	0	0.00	0	0	0	0.00	0	0	0	0
22	IKERE	27	66	93	5.55	43	86	129	4.31	0	0	0	0
23	IKERE WEST	0	0	0	0.00	0	0	0	0.00	0	0	0	0
24	IKOLE	47	65	112	6.69	66	82	148	4.95	0	0	0	0
25	IKOLE WEST	0	0	0	0.00	0	0	0	0.00	0	0	0	0

26	KAJOLA	0	0	0	0.00	0	0	0	0.00	0	0	0	0
27	AJONI	0	0	0	0.00	0	0	0	0.00	0	0	0	0
28	ILEJEMEJE	33	23	56	3.34	39	21	60	2.01	0	0	0	0
29	IREPODUN/IFELODUN	20	35	55	3.28	115	59	174	5.82	0	0	0	0
30	ARAROMI	0	0	0	0.00	0	0	0	0.00	0	0	0	0
31	IFEDARA	0	0	0	0.00	0	0	0	0.00	0	0	0	0
32	ISE / ORUN	2	9	11	0.66	0	0	0	0.00	0	0	0	0
33	MOBA	10	14	24	1.43	5	12	17	0.57	0	0	0	0
34	ERO	0	0	0	0.00	0	0	0	0.00	0	0	0	0
35	OYE	7	23	30	1.79	3	21	24	0.80	0	0	0	0
36	IFESOWAPO	0	0	0	0.00	0	0	0	0.00	0	0	0	0
37	IFELOJU	0	0	0	0.00	0	0	0	0.00	0	0	0	0
38	AYEDE	0	0	0	0.00	0	0	0	0.00	0	0	0	0
	<b>TOTAL</b>	<b>619</b>	<b>1,056</b>	<b>1,675</b>	<b>100.00</b>	<b>1,218</b>	<b>1,773</b>	<b>2,991</b>	<b>100</b>	<b>0</b>	<b>0</b>	<b>0</b>	<b>0</b>

SOURCE: EKITI STATE AIDS CONTROL AGENCY

**TABLE 7.4**  
**DISTRIBUTION OF PEOPLE TESTED FOR HIV/AIDS TO THE PROJECTED POPULATION BY GENDER AND LGA/LCDA, 2023.**

S/ N	LGA/LCDA	2023 PROJECTED POPULATION			NO OF PEOPLE TESTED FOR HIV/AIDS			NO OF PEOPLE TESTED POSITIVE FOR HIV/AIDS			NO OF PEOPLE ENROLLED ON TREATMENT		
		MALE	FEMALE	TOTAL	MALE	FEMALE	TOTAL	MALE	FEMALE	TOTAL	MALE	FEMALE	TOTAL
1	ADO-EKITI	313,627	293,152	<b>606,779</b>	5722	13,839	<b>19,561</b>	109	214	<b>323</b>	191	288	<b>479</b>
2	ADO CENTRAL	0	0	<b>0</b>	0	0	<b>0</b>	0	0	<b>0</b>	0	0	<b>0</b>
3	ADO NORTH	0	0	<b>0</b>	0	0	<b>0</b>	0	0	<b>0</b>	0	0	<b>0</b>
4	ADO WEST	0	0	<b>0</b>	0	0	<b>0</b>	0	0	<b>0</b>	0	0	<b>0</b>
5	EFON ALAAYE	74,404	74,426	<b>148,830</b>	2,336	3,645	<b>5,981</b>	15	21	<b>36</b>	0	0	<b>0</b>
6	EKITI EAST	119,529	116,620	<b>236,149</b>	3,316	5,720	<b>9,036</b>	76	156	<b>232</b>	67	178	<b>245</b>
7	EKITI S/EAST	0	0	<b>0</b>	0	0	<b>0</b>	0	0	<b>0</b>	0	0	<b>0</b>
8	EKITI S/WEST	142,393	139,414	<b>281,807</b>	2,149	2,892	<b>5,041</b>	45	59	<b>104</b>	46	50	<b>96</b>
9	IGBARA/OGOTUN	0	0	<b>0</b>	0	0	<b>0</b>	0	0	<b>0</b>	0	0	<b>0</b>
10	EKITI WEST	155,750	150,831	<b>306,581</b>	1,914	4,453	<b>6,367</b>	34	47	<b>81</b>	120	46	<b>166</b>
11	EKAMETA	0	0	<b>0</b>	0	0	<b>0</b>	0	0	<b>0</b>	0	0	<b>0</b>
12	OKEMESI/IDO ILE	0	0	<b>0</b>	0	0	<b>0</b>	0	0	<b>0</b>	0	0	<b>0</b>
13	EMURE	81,539	79,371	<b>160,910</b>	1,878	3,510	<b>5,388</b>	9	40	<b>49</b>	8	33	<b>41</b>
14	GBONYIN	128,610	124,027	<b>252,637</b>	2,686	4,269	<b>6,955</b>	29	56	<b>85</b>	0	0	<b>0</b>
15	AYEKIRE	0	0	<b>0</b>	0	0	<b>0</b>	0	0	<b>0</b>	0	0	<b>0</b>
16	IDO/OSI	139,056	134,069	<b>273,125</b>	3,915	6,172	<b>10,087</b>	147	198	<b>345</b>	502	857	<b>1359</b>
17	ISOKAN	0	0	<b>0</b>	0	0	<b>0</b>	0	0	<b>0</b>	0	0	<b>0</b>
18	IJERO	191,806	186,936	<b>378,742</b>	619	2,902	<b>3,521</b>	9	30	<b>39</b>	13	40	<b>53</b>
19	IREDE	0	0	<b>0</b>	0	0	<b>0</b>	0	0	<b>0</b>	0	0	<b>0</b>
20	IREWOLE	0	0	<b>0</b>	0	0	<b>0</b>	0	0	<b>0</b>	0	0	<b>0</b>
21	ESO OBE	0	0	<b>0</b>	0	0	<b>0</b>	0	0	<b>0</b>	0	0	<b>0</b>
22	IKERE	118,215	135,377	<b>253,592</b>	1,271	3,212	<b>4,483</b>	27	66	<b>93</b>	43	86	<b>129</b>
23	IKERE WEST	0	0	<b>0</b>	0	0	<b>0</b>	0	0	<b>0</b>	0	0	<b>0</b>
24	IKOLE	148,294	142,606	<b>290,900</b>	2,488	4,042	<b>6,530</b>	47	65	<b>112</b>	66	82	<b>148</b>

25	IKOLE WEST	0	0	0	0	0	0	0	0	0	0	0	0
26	KAJOLA	0	0	0	0	0	0	0	0	0	0	0	0
27	AJONI	0	0	0	0	0	0	0	0	0	0	0	0
28	ILEJEMEJE	37,572	36,614	74,186	420	658	1,078	33	23	56	39	21	60
29	IREPODUN/IFELODUN	113,157	111,026	224,183	1,574	2,580	4,154	20	35	55	115	59	174
30	ARAROMI	0	0	0	0	0	0	0	0	0	0	0	0
31	IFEDARA	0	0	0	0	0	0	0	0	0	0	0	0
32	ISE / ORUN	98,569	95,948	194,517	625	1,792	2,417	2	9	11	0	0	0
33	MOBA	129,302	118,913	248,215	2,839	3,887	6,726	10	14	24	5	12	17
34	ERO	0	0	0	0	0	0	0	0	0	0	0	0
35	OYE	119,169	116,052	235,221	1,186	2,888	4,074	7	23	30	3	21	24
36	IFESOWAPO	0	0	0	0	0	0	0	0	0	0	0	0
37	IFELOJU	0	0	0	0	0	0	0	0	0	0	0	0
38	AYEDE	0	0	0	0	0	0	0	0	0	0	0	0
	<b>TOTAL</b>	<b>2,110,992</b>	<b>2,055,382</b>	<b>4,166,374</b>	<b>34,938</b>	<b>66,461</b>	<b>101,399</b>	<b>619</b>	<b>1,056</b>	<b>1,675</b>	<b>1,218</b>	<b>1,773</b>	<b>2,991</b>

SOURCE: EKITI STATE AIDS CONTROL AGENCY, EKSBS

**TABLE 7.5**  
**PERCENTAGE OF PEOPLE TESTED FOR HIV/AIDS AND NUMBER TESTED POSITIVE IN RELATION TO POPULATION CLASSIFIED BY LGA/LCDA,**  
**2023**

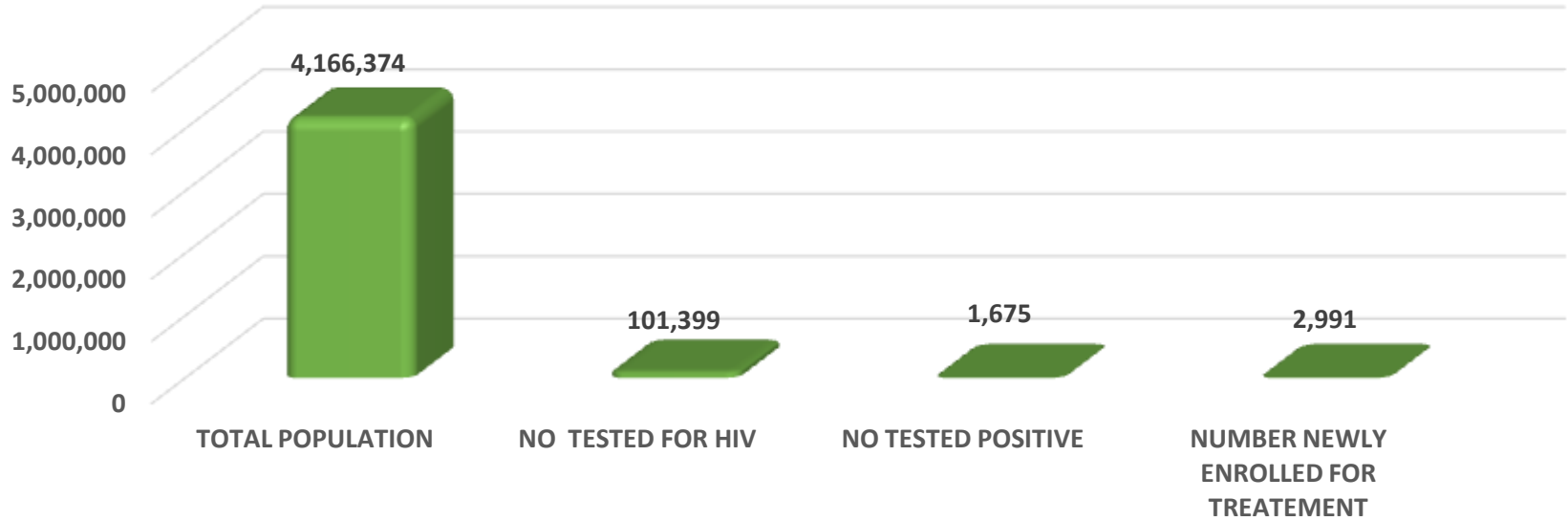
S/N	LGA/LCDA	PROJECTED POPULATION	NO OF PEOPLE TESTED FOR HIV/AIDS	% OF PEOPLE TESTED FOR HIV/AIDS AGAINST POPULATION FIGURE	NO OF PEOPLE TESTED POSITIVE	% OF PEOPLE TESTED POSITIVE TO POPULATION FIGURE	% OF PEOPLE TESTED POSITIVE TO NO TESTED FOR HIV/AIDS	NO OF PEOPLE ENROLLED ON TREATMENT	% OF PEOPLE ENROLLED ON TREATMENT TO POPULATION FIGURE	NO OF DEATHS RECORDED DUE TO HIV/AIDS	% NO OF DEATHS RECORDED DUE TO HIV/AIDS TO NO TESTED POSITIVE
1	ADO-EKITI	606,779	19,561	3.22	323	0.05	1.65	2,403	0.40	0	0
2	ADO CENTRAL	0	0	0	0	0	0	0	0	0	0
3	ADO NORTH	0	0	0	0	0	0	0	0	0	0
4	ADO WEST	0	0	0	0	0	0	0	0	0	0
5	EFON ALAAYE	148,830	5,981	4.02	36	0.02	0.60	0	0.00	0	0
6	EKITI EAST	236,149	9,036	3.83	232	0.10	2.57	823	0.35	0	0
7	EKITI S/EAST	0	0	0	0	0	0	0	0	0	0
8	EKITI S/WEST	281,807	5,041	1.79	104	0.04	2.06	289	0.10	0	0
9	IGBARA/OGOTUN	0	0	0	0	0	0	0	0	0	0
10	EKITI WEST	306,581	6,367	2.08	81	0.03	1.27	289	0.09	0	0
11	EKAMETA	0	0	0	0	0	0	0	0	0	0
12	OKEMESI/IDO ILE	0	0	0	0	0	0	0	0	0	0
13	EMURE	160,911	5,388	3.35	49	0.03	0.91	275	0.17	0	0
14	GBONYIN	252,637	6,955	2.75	85	0.03	1.22	0	0.00	0	0
15	AYEKIRE	0	0	0	0	0	0	0	0	0	0
16	IDO/OSI	273,125	1,0087	3.69	345	0.13	3.42	4,242	1.55	0	0
17	ISOKAN	0	0	0	0	0	0	0	0	0	0
18	IJERO	378,742	3,521	0.93	39	0.01	1.11	237	0.06	0	0

19	IREDE	0	0	0	0	0	0	0	0	0	0
20	IREWOLE	0	0	0	0	0	0	0	0	0	0
21	ESO OBE	0	0	0	0	0	0	0	0	0	0
22	IKERE	253,592	4,483	1.77	93	0.04	2.07	646	0.25	0	0
23	IKERE WEST	0	0	0	0	0	0	0	0	0	0
24	IKOLE	290,900	6,530	2.24	112	0.04	1.72	1,080	0.37	0	0
25	IKOLE WEST	0	0	0	0	0	0	0	0	0	0
26	KAJOLA	0	0	0	0	0	0	0	0	0	0
27	AJONI	0	0	0	0	0	0	0	0	0	0
28	ILEJEMEJE	74,185	1,078	1.45	56	0.08	5.19	233	0.31	0	0
29	IREPODUN/IFELODUN	224,183	4,154	1.85	55	0.02	1.32	280	0.12	0	0
30	ARAROMI	0	0	0	0	0	0	0	0	0	0
31	IFEDARA	0	0	0	0	0	0	0	0	0	0
32	ISE / ORUN	194,517	2,417	1.24	11	0.01	0.46	0	0.00	0	0
33	MOBA	248,215	6,726	2.71	24	0.01	0.36	89	0.04	0	0
34	ERO	0	0	0	0	0	0	0	0	0	0
35	OYE	235,221	4,074	1.73	30	0.01	0.74	134	0.06	0	0
36	IFESOWAPO	0	0	0	0	0	0	0	0	0	0
37	IFELOJU	0	0	0	0	0	0	0	0	0	0
38	AYEDE	0	0	0	0	0	0	0	0	0	0
	<b>TOTAL</b>	<b>4,166,374</b>	<b>101,399</b>	<b>2.43</b>	<b>1,675</b>	<b>0.04</b>	<b>1.65</b>	<b>11,020</b>	<b>0.26</b>	<b>0</b>	<b>0</b>

Source: EKSBS



GRAPH SHOWING POPULATION FIGURE, NUMBER OF PERSONS TESTED FOR HIV/AIDS, NUMBER OF PERSONS THAT TESTED POSITIVE, NUMBER OF PERSONS THAT ENROLL NEWLY FOR TREATMENT IN EKITI, 2023



**TABLE 7.6**  
**CLASSIFICATION OF HEALTH INSTITUTIONS WITH HIV/AIDS DIAGNOSTIC FACILITY BY LOCAL GOVERNMENT IN EKITI STATE, 2023.**

S/ N	LOCAL GOVERNMENT	GOVERNMENT			PRIVATE HEALTH FACILITY	MISSION	TOTAL
		PRIMARY HEALTH FACILITY	SECONDARY HEALTH FACILITY	TERTIARY HEALTH FACILITY			
1	ADO	14	-	2	3	-	19
2	EFON	5	1	-	2	-	8
3	EKITI EAST	11	1	-	-	-	12
4	EKITI S/WEST	10	1	-	2	-	13
5	EKITI WEST	12	2	-	-	-	14
6	EMURE	5	1	-	-	-	6
7	GBONYIN	10	2	-	-	-	12
8	IDO/OSI	9	1	1	-	-	11
9	IJERO	13	1	-	-	-	14
10	IKERE	9	1	-	-	-	10
11	IKOLE	6	1	-	-	-	7
12	ILEJEMEJE	3	1	-	-	-	4
13	IREPODUN/IFELODUN	0	1	-	-	-	1
14	ISE/ORUN	7	1	-	-	-	8
15	MOBA	8	1	-	-	-	9
16	OYE	15	3	-	-	-	18
	<b>TOTAL</b>	<b>137</b>	<b>19</b>	<b>3</b>	<b>7</b>	<b>0</b>	<b>166</b>

SOURCE: EKITI STATE AIDS CONTROL AGENCY

**TABLE 7.7**  
**BUDGETARY ALLOCATION TO HIV/AIDS PREVENTION BY SOURCE IN EKITI STATE, 2023**

SOURCE	AMOUNT	
	BUDGET	ACTUAL
STATE GOVERNMENT	7,808,432.00	2,500,000.00
NGO	NIL	NIL
PRIVATE INSTITUTION	NIL	NIL
TOTAL	7,808,432.00	2,500,000.00

SOURCE: EKITI STATE AIDS CONTROL AGENCY

# **CHAPTER EIGHT IMMUNISATION**

PRODUCED BY STATE BUREAU OF STATISTICS, EKITI STATE.

## CHAPTER EIGHT

### IMMUNIZATION

This chapter shows details of immunization received by children within the age brackets 0-58 months. The immunization covers BCG, Polio, Pentavelent, Measles and Yellow fever vaccines by stages (i.e. 1 to 5 times).

PRODUCED BY STATE BUREAU OF STATISTICS, KINSHASA.

**TABLE 8.1**  
**CHILDREN IMMUNIZATION IN EKITI STATE BY LGA/LCDA AND TYPE OF VACCINE**

S/N	LGA/LCDA	BCG		POLIO						PENTAL					
		M	F	1		2		3		1		2		3	
				M	F	M	F	M	F	M	F	M	F	M	F
1	ADO-EKITI	5,270	7,450	5,752	8,313	4,844	6,952	5,575	8,177	5,936	7,672	3,930	7,350	5,565	7,971
2	ADO CENTRAL	0	0	0	0	0	0	0	0	0	0	0	0	0	0
3	ADO NORTH	0	0	0	0	0	0	0	0	0	0	0	0	0	0
4	ADO WEST	0	0	0	0	0	0	0	0	0	0	0	0	0	0
5	EFON ALAAYE	2,788	2,522	2,803	2,242	2,622	1,887	2,634	2,059	2,842	2,347	2,731	2,057	2,884	2,100
6	EKITI EAST	4,246	2,251	4,021	2,379	3,129	2,407	3,531	2,522	3,365	2,379	2,900	2,179	3,630	2,247
7	EKITI S/EAST	0	0	0	0	0	0	0	0	0	0	0	0	0	0
8	EKITI S/WEST	4,686	5,251	4,453	4,942	4,174	4,427	4,184	4,877	4,109	4,667	3,698	4,170	3,910	4,437
9	IGBARA/OGOTUN	0	0	0	0	0	0	0	0	0	0	0	0	0	0
10	EKITI WEST	4,275	4,911	3,821	4,460	3,554	4,161	3,439	4,145	3,444	4,114	3,298	3,679	3,197	3,823
11	EKAMETA	0	0	0	0	0	0	0	0	0	0	0	0	0	0
12	OKEMESI/IDO ILE	0	0	0	0	0	0	0	0	0	0	0	0	0	0
13	EMURE	2,133	3,121	2,235	3,182	1,990	2,974	2,091	3,118	2,191	3,114	1,973	2,891	2,096	3,044
14	GBONYIN	1,852	3,263	2,099	3,456	1,963	3,019	2,189	3,179	2,094	3,540	1,978	3,102	2,195	3,282
15	AYEKIRE	0	0	0	0	0	0	0	0	0	0	0	0	0	0
16	IDO/OSI	3,866	5,059	3,703	4,679	2,828	2,975	3,255	3,429	3,563	2,691	3,182	2,821	3,329	3,351
17	ISOKAN	0	0	0	0	0	0	0	0	0	0	0	0	0	0
18	IJERO	4,555	7,172	5,354	7,770	14,198	6,537	6,216	8,544	5,153	6,262	4,519	5,338	4,964	5,899
19	IREDE	0	0	0	0	0	0	0	0	0	0	0	0	0	0
20	IREWOLE	0	0	0	0	0	0	0	0	0	0	0	0	0	0
21	ESO OBE	0	0	0	0	0	0	0	0	0	0	0	0	0	0
22	IKERE	2,028	2,304	2,079	2,322	2,166	2,450	3,037	3,401	2,079	2,322	2,166	2,450	3,037	3,401
23	IKERE WEST	0	0	0	0	0	0	0	0	0	0	0	0	0	0
24	IKOLE	2,486	3,118	2,472	2,984	2,067	2,567	2,294	2,817	2,283	2,696	1,807	2,191	2,025	2,566
25	IKOLE WEST	0	0	0	0	0	0	0	0	0	0	0	0	0	0
26	KAJOLA	0	0	0	0	0	0	0	0	0	0	0	0	0	0
27	AJONI	0	0	0	0	0	0	0	0	0	0	0	0	0	0

28	<b>ILEJEMEJE</b>	1,088	1,217	1,000	1,205	721	820	954	1,122	1,000	1,205	698	782	990	1,072
29	<b>IREPODUN/IFELODUN</b>	1,344	1,508	1,835	1,881	1,588	1,749	1,605	1,904	1,835	1,881	1,588	1,749	1,605	1,904
30	<b>ARAROMI</b>	0	0	0	0	0	0	0	0	0	0	0	0	0	0
31	<b>IFEDARA</b>	0	0	0	0	0	0	0	0	0	0	0	0	0	0
32	<b>ISE / ORUN</b>	2,906	3,670	2,495	3,212	1,740	2,596	2,142	2,908	2,365	3,026	1,789	2,528	2,273	2,846
33	<b>MOBA</b>	3,827	3,967	3,699	4,295	3,157	3,984	3,868	4,124	3,699	4,295	3,157	3,984	3,868	4,124
34	<b>ERO</b>	0	0	0	0	0	0	0	0	0	0	0	0	0	0
35	<b>OYE</b>	2,760	3,804	2,904	3,732	2,553	3,377	2,616	3,568	2,864	3,699	2,484	3,299	2,575	3,488
36	<b>IFESOWAPO</b>	0	0	0	0	0	0	0	0	0	0	0	0	0	0
37	<b>IFELOJU</b>	0	0	0	0	0	0	0	0	0	0	0	0	0	0
38	<b>AYEDE</b>	0	0	0	0	0	0	0	0	0	0	0	0	0	0
	<b>TOTAL</b>	<b>50,110</b>	<b>60,588</b>	<b>50,725</b>	<b>61,054</b>	<b>53,294</b>	<b>52,882</b>	<b>49,630</b>	<b>59,894</b>	<b>48,822</b>	<b>55,910</b>	<b>41,898</b>	<b>50,570</b>	<b>48,143</b>	<b>55,555</b>

SOURCE: EKSUTH, FETHI, PHCDA

**TABLE 8.1**  
**CHILDREN IMMUNISATION CONTD.**

S/ N	LGA/LCDA	HEP B						MEASLES		YELLOW FEVER		TETANUS		NO OF CHILDREN FULLY IMMUNIZED	
		0		1		2		M	F	M	F	M	F	M	F
		M	F	M	F	M	F								
1	ADO-EKITI	0	0	0	0	0	0	5,084	7,810	4,917	8,095	4,001	14,749	5,139	8,065
2	ADO CENTRAL	0	0	0	0	0	0	0	0	0	0	0	0	0	0
3	ADO NORTH	0	0	0	0	0	0	0	0	0	0	0	0	0	0
4	ADO WEST	0	0	0	0	0	0	0	0	0	0	0	0	0	0
5	EFON ALAAYE	0	2,123	0	0	0	0	2,813	2,170	2,816	2,167	0	10,805	3,022	2,204
6	EKITI EAST	0	0	0	0	0	0	1,971	3,052	1,971	3,029	1	3,200	990	1,229
7	EKITI S/EAST	0	0	0	0	0	0	0	0	0	0	0	0	0	0
8	EKITI S/WEST	4,201	4,832	0	0	0	0	4,275	4,893	4,245	4,860	0	0	4,223	4,915
9	IGBARA/OGOTUN	0	0	0	0	0	0	0	0	0	0	0	0	0	0
10	EKITI WEST	4,018	4,729	0	0	0	0	3,575	3,963	3,548	3,896	0	6,279	1,013	1,175
11	EKAMETA	0	0	0	0	0	0	0	0	0	0	0	0	0	0
12	OKEMESI/IDO ILE	0	0	0	0	0	0	0	0	0	0	0	0	0	0
13	EMURE	0	0	0	0	0	0	2,199	3,034	2,199	3,006	1,774	5,864	2,196	2,999
14	GBONYIN	0	0	0	0	0	0	2,320	3,072	2,320	3,072	2,807	7,338	2,316	3,057
15	AYEKIRE	0	0	0	0	0	0	0	0	0	0	0	0	0	0
16	IDO/OSI	3,441	4,735	157	166	154	162	3,690	4,432	3,119	3,936	0	12,357	3,153	3,863
17	ISOKAN	0	0	0	0	0	0	0	0	0	0	0	0	0	0
18	IJERO	0	0	0	0	0	0	3,549	6,918	3,549	6,918	0	16,639	3,549	6,917
19	IREDE	0	0	0	0	0	0	0	0	0	0	0	0	0	0
20	IREWOLE	0	0	0	0	0	0	0	0	0	0	0	0	0	0
21	ESO OBE	0	0	0	0	0	0	0	0	0	0	0	0	0	0
22	IKERE	1,795	2,117	0	0	0	0	3,794	4,338	3,794	4,338	0	8,132	2,187	2,382
23	IKERE WEST	0	0	0	0	0	0	0	0	0	0	0	0	0	0
24	IKOLE	0	0	0	0	0	0	32,367	3,122	2,153	2,862	360	6,432	2,099	2,445
25	IKOLE WEST	0	0	0	0	0	0	0	0	0	0	0	0	0	0



26	KAJOLA	0	0	0	0	0	0	0	0	0	0	0	0	0	0
27	AJONI	0	0	0	0	0	0	0	0	0	0	0	0	0	0
28	ILEJEMEJE	869	947	0	0	0	0	997	1,143	1,077	1,143	0	3,034	1,077	1,144
29	IRE/IFE	1,226	1,471	0	0	0	0	1,299	1,548	1,299	1,548	0	1,572	1,299	1,548
30	ARAROMI	0	0	0	0	0	0	0	0	0	0	0	0	0	0
31	IFEDARA	0	0	0	0	0	0	0	0	0	0	0	0	0	0
32	ISE / ORUN	0	0	0	0	0	0	2,628	3,394	2,627	3,365	1,956	9,825	2,628	3,366
33	MOBA	3,335	4,231	0	0	0	0	3,868	4,124	3,802	4,232	3,625	14,971	3,802	4,232
34	ERO	0	0	0	0	0	0	0	0	0	0	0	0	0	0
35	OYE	2,410	3,210	0	0	0	0	2,600	3,699	2,600	3,699	0	9,461	2,600	3,699
36	IFESOWAPO	0	0	0	0	0	0	0	0	0	0	0	0	0	0
37	IFELOJU	0	0	0	0	0	0	0	0	0	0	0	0	0	0
38	AYEDE	0	0	0	0	0	0	0	0	0	0	0	0	0	0
	<b>TOTAL</b>	<b>2,275</b>	<b>28,395</b>	<b>157</b>	<b>166</b>	<b>154</b>	<b>162</b>	<b>77,029</b>	<b>60,712</b>	<b>46,036</b>	<b>60,166</b>	<b>14,524</b>	<b>130,658</b>	<b>41,293</b>	<b>53,240</b>

SOURCE: EKSUTH, FETHI, PHCDA

PRODUCED BY STATE BUREAU OF STATISTICS, EKITI STATE

# **CHAPTER NINE**

# **HEALTH FINACING**

PRODUCED BY STATE BUREAU OF STATISTICS, EKITI STATE.

**TABLE 9.1**  
**BUDGETARY ALLOCATION AND ACTUAL EXPENDITURE BY SOURCE IN PUBLIC HEALTH SECTOR IN EKITI STATE**

S/N	SOURCE	MOH		PHCDA	
		BUDGET	ACTUAL	BUDGET	ACTUAL
	CAPITAL GRANT	67,080,000,000.00	549,396,349.73	20,400,000.00	7,795,000
	RECURRENT GRANT/OTHER CHARGES	201,000,000.00	199,900,000.00	15,590,000	6,759,000
	PERSONEL COST	291,277,787.82	260,769,404.75	117,031,488.77	167,381,693.50
	TRANSFER TO OTHER FUNDS	-	-		
	GRANT FROM DEVELOPMENT PATNERS	-			
	Special projects				
	Others (specify)				
	a. Monitoring of Health Centres				
	b. UNICEF			44,390,786	31,706,401.20
	BASIC HEALTH CARE PROVISION FUND				
	c. OPERATIONAL				
	d. PROGRAMME				
	<b>TOTAL</b>			197,412,274.77	213,642,094.7

Source: Ministry of Health & Human Services and PHCDA, Ado Ekiti