

EKITI STATE OF NIGERIA



DIGEST OF EDUCATION STATISTICS 2023

Produced by:
State Bureau of Statistics, State Secretariat,
Ado Ekiti.

FOREWORD

This is yet another milestone in the series of publications released by the State Bureau of Statistics (SBS). Apart from being the custodian of official Statistics in the State, the SBS is the central organ saddled with the responsibility to collect, organize, analyze, publish and disseminate information to users of statistics both within and outside the State. In essence the role of SBS in data production cannot be over emphasized.

Statistics is relevant to all fields of human endeavor. People use it for their day-to-day activities; but quite uninterestingly most of the users are ignorant of this fact. The simple truth is that no one can run away from figures; thus statistics has become indispensable in the areas of planning, assessment and a pivotal tool for achieving set targets on issues concerning growth and development.

In order to achieve this desired goal in the education sector, effort was made to publish almost a holistic statistics that capture data of all the tiers of our educational system, viz :

- (i) Pre-School and Primary
- (ii) Secondary
- (iii) Special Education
- (iv) Technical & Vocational
- (v) Medical Health Institution
- (vi) Tertiary
- (vii) Also covered were data on examination results and government expenditure as well as other external funding.

It is necessary to note that there is a remarkable improvement in this publication over the previous editions in terms of content and coverage as highlighted above. The information included was also extended to the educational institutions being run by Agencies and Individuals outside the education sector like health based educational institutions. Special focus was also placed at generating some key educational indicators to assess the level of educational development in the State.

It should however be noted that data for the preceding year were used in some few cases where data for the year being reviewed were not available despite frantic effort. Other important features that would be found captivating in the publication include pictures of projects

executed, graphs and charts employed for visual and easy understanding. It is therefore, our fervent believe that users would be able to benefit maximally from the contents of this publication.

I wish on behalf of the Management and Staff of Ekiti State Bureau of Statistics to sincerely appreciate the Governor of Ekiti State, Mr Biodun Abayomi Oyebanji, not only for the financial support to produce this publication but for demanding some indices that can assist him in the effective governance of the State. I must equally not forget to express my unreserved appreciation to our supervising Commissioner, (Hon. Commissioner for Budget, Economic Planning and Performance Management) Mr Oyeniyi Adebayo for playing his part for effective repositioning of the State Bureau of Statistics. I wish to use this medium to thank all the line Ministries, Departments and Agencies as well as other bodies that had contributed in one way or the other to ensure that this report is published. Finally, to my staff, I say a big thank you for your cooperation and for being alive to your professional responsibilities.

It should also be noted that we are ready to welcome constructive criticisms that would help the office improve on subsequent editions. Once again, we appreciate you all.

Dolapo Dasola Ojo (Mrs)
Statistician General,
State Bureau of Statistics,
Ado-Ekiti.

TABLE OF CONTENT

Title Page	i
Map of Ekiti State	ii
Foreword	iii-iv
Table of Contents	v-ix
List of Figures	x-xi
Executive Summary	xii-xiii

TABLE	TITLE	PAGE
CHAPTER ONE: SUMMARY		14-34
1.1	Education Statistics by type of institution, enrolment and personnel in Ekiti State.	15
1.2	Distribution of Educational Institution by Senatorial Districts, LGAs and LCDAs in Ekiti state, 2023	16-17
1.3	Distribution of Educational Institution by Senatorial Districts, Federal Constituencies, LGAs and LCDAs in Session, Ekiti State, 2023	20-21
1.4	Comparison of Educational data by Senatorial Districts, 2022 and 2023 Sessions, Ekiti State	24
1.5	Summary of Enrolment in Institution's public by type 2022/2023 Session, Ekiti State	25
1.6	Summary of Enrolment in Institution's by Senatorial Districts, Federal Constituencies and LGAs and LCDAs in Ekiti State 2022/2023 Session	27-28
1.7	Summary of academic , Non- academic and students' enrolment in Public Health Institutions by school, Senatorial Districts and Local Government of location in 2022/2023 Session, Ekiti State	29
1.8.	Distribution of academic & non-academic staff of tertiary institution, by senatorial district & Local Government of location and by gender in Ekiti State 2022/2023	30

1.9	Summary of educational Institutions enrolments by type of school And LGAs and LCDAs 2022/2023 Session, Ekiti State	32-33
CHAPTER TWO: PRIMARY SCHOOL		34-61
2.1	Percentage distribution of number of public nursery/primary school, enrolment, classes/streams by LGAs and LCDAs , 2022/2023 Session, Ekiti State	35-37
2.2	Distribution of teaching and non - teaching staff In public nursery and primary school by gender and LG/LCDA 2022/2023 Session, Ekiti State	39--40
2.3	Percentage distribution of qualified & unqualified public primary school teachers by LGAs and LCDAs and Gender in Ekiti State, 2022/2023 session	41-42
2.4	Enrolment of pupils In public nursery And primary schools by LGAs and LCDAs and Gender , 2022/2023, Ekiti State	46-48
2.4contd	Enrolment of pupils In public nursery and primary schools by LGAs and LCDAs and Gender , 2022/2023, Ekiti State	49-50
2.5	Teacher/Pupil Ratio In Public Nursery and Primary School, by LGAs and LCDAs , 2022/2023, Ekiti State	53-54
2.6	Features Of Public Primary Education By LGAs and LCDAs, 2022/2023, Ekiti State	55-56
2.7	Number of Drop-Out In Public Primary School by LGAs/ LCDAs and Gender, 2022/2023 Session, Ekiti State	57-58
2.8	Summary of Repeaters In Public Primary School By LGAs and LCDAs, 2022/2023 Session, Ekiti State	59-69
CHAPTER THREE: SECONDARY SCHOOL		62-83
3.1	Distribution of Public And Private Junior/Senior Secondary School, Teachers and Enrolment By LGAs/ LCDAs and Gender, 2022/2023, Ekiti State	63-64

3.2.	Teacher/Student Ratio In Public Secondary School by LGAs/ LCDAs and Gender, 2022/2023, Ekiti State	65-66
3.3	Distribution of teachers by Status, LGAs/ LCDAs and Gender , 2023, Ekiti State	67-68
3.4	Enrolment of Student In Public Junior Secondary School by Class, LGAs/ LCDAs and Gender , 2022/2023, Ekiti State	69-70
3.5	Enrolment of Student In Public Senior Secondary School By Class, LGAs/ LCDAs and Gender , 2022/2023, Ekiti State	72-73
3.6	Enrolment of Student In Public Secondary School By Class, LGAs/ LCDAs and Gender, 2022/2023, Ekiti State	74-75
3.7a	Summary of Enrolment in Public Junior School by age and stream distribution, 2022/2023, Ekiti State	77
3.7b	Summary of Enrolment in Public Junior School by age and stream distribution in , 2022/2023, Ekiti State	78
3.8	Analysis of Students Performance In WAEC for The year 2023, Ekiti State	80-82
CHAPTER FOUR: SPECIAL EDUCATION		84-87
4.1	Enrolment of Student In Special School by Senatorial Districts and Gender, 2021/2022 and 2022/2023 Sessions, Ekiti State	85
4.2	Teaching And Non-Teaching Staff In Special School by Senatorial Districts and Gender 2022/2023, Ekiti State	87
CHAPTER FIVE: ADULT AND NON-FORMAL EDUCATION		89-99
5.1	Adult Learners' Enrolment at Basic Literacy Centre 2023, Ekiti State	89-90
5.2	Adult Learners Enrolment by LGAs/ LCDAs and Gender at Post Literacy Centres 2023, Ekiti State	92
5.3	Adult Learners' Enrolment at Non-Formal Education Vocational Centre by LGAs/ LCDAs and Gender 2023, Ekiti State	94-95
5.4	Number of Instructors/Caregivers/Helpers In Non-Formal Literacy Institutions by Gender 2023, Ekiti State	96

5.5	Trend Analysis In Number of Instructors/Caregivers/Helpers In Non-Formal Literacy Institutions by Local Government 2018-2023 Session, Ekiti State	97
5.6	Beneficiaries of Free Jamb Programme by Local Government and Gender 2023, Ekiti State	98-99
CHAPTER SIX TECHNICAL COLLEGES		100- 110
6.1	Number of Teaching And Non-Teaching Staff In Technical College by Local Government and Gender , 2022/2023Session, Ekiti State	101
6.2	Enrolment of Student In Technical Colleges by Local Government and Gender 2023, Ekiti State	102
6.3	Trend of Enrolment In Technical Colleges by Gender , 2018-2023, Ekiti State	103
6.4	Summary of Students Performance In NTC Exams In Government Technical Colleges by courses, 2023, Ekiti State	104-105
6.5	Summary of Students Performance In FCC Exams In Government Technical Colleges, 2023, Ekiti State	107
6.6	Summary of Students' Performance In Labour Trade Test Exams In Government Technical Colleges 2023, Ekiti State	109-110
CHAPTER SEVEN: MEDICAL AND HEALTH TRAINING INSTITUTION		111-115
7.1	Students Enrolment In Public Health Institutions 2022/2023, Ekiti State	112
7.2	Academic and Non – teaching staff In Public Health Training Institutions , 2022/2023, Ekiti State	114

CHAPTER EIGHT: TERTIARY INSTITUTION		116-120
8.1	Academic and Non - Academic Staff In Tertiary Institutions Of Learning 2023, Ekiti State	117
8.2	Students' Admission In Tertiary Institutions by Status, Age And Gender 2022/2023, Ekiti State	118
8.2 contd	Students' Admission In Tertiary Institutions by Status, Age And Gender , 2022/2023, Ekiti State	119-120
	KEYWORDS	121

LIST OF FIGURES

FIG. NO		PAGE
Fig. 1.1	Distribution of Public Primary Schools by Senatorial Districts 2023, Ekiti State	16
Fig. 1.2	Distribution of Public Secondary Schools by Senatorial Districts 2023, Ekiti State	19
Fig, 1.3a	Enrolment in Public Primary Schools by Senatorial District, 2023 Ekiti State	22
Fig. 1.3b	Enrolment in Public Secondary Schools by Senatorial District, 2023 Ekiti State	24
Fig. 1.4a	Distribution of Public and Private Primary Schools by Senatorial District 2023, Ekiti State	26
Fig. 1.4b	Distribution of Public and Private Secondary Schools by Senatorial District 2023, Ekiti State	26
Fig 1.5	Academic and Non-Academic Staff in Tertiary Institutions 2023, Ekiti State	29
Fig. 2.1	Distribution of Public Primary Schools by Local Government 2023, Ekiti State	39
Fig. 2.2	Enrolment in Public Primary Schools by Local Government 2023, Ekiti State	42
Fig. 2.3	Percentage Distribution of qualified Teachers, by Gender and Local Government 2023, Ekiti State	45
Fig. 2.3.1	Percentage Distribution of Unqualified Teachers, by Gender and Local Government 2023, Ekiti State	46
Fig. 2.3.2	Percentage Distribution of qualified and Unqualified Primary Schools Teachers, by Gender and Local Government 2023, Ekiti State	46
Fig. 3.1	Enrolments in Public Secondary Schools by Local Government 2023, Ekiti State	75
Fig, 3.2	Enrolments in Public Junior Secondary Schools by age category 2023, Ekiti State	76
Fig, 3.3	Enrolments in Public Senior Secondary Schools by age category 2023, Ekiti State	78
Fig. 3.4	Percentage Distribution of Students performance in WAEC Exams 2022/2023, Ekiti State	82
Fig. 4.1	Students Enrolment in Special Schools 2022 and 2023, Ekiti State	87

Fig. 5.1	Gender Disparity in Enrolment at Basic Literacy Center 2022 and 2023, Ekiti State	92
Fig. 5.2	Gender Disparity in Enrolment at Non- Formal Education Center 2022 and 2023, Ekiti State	94
Fig. 5.3	Gender Disparity in Enrolment at Post Literacy Centers 2022 and 2023, Ekiti State	96
Fig. 5.4	Jamb Result Analysis by Sex 2023, Ekiti State	100
Fig. 6.1	Percentage Distribution of Students Performance in NTC English Language Exams in Government Technical Colleges 2023, Ekiti State.	107
Fig. 6.2	Percentage Distribution of Students Performance in NTC Mathematics Exams in Government Technical Colleges 2023, Ekiti State	107
Fig. 6.3	Percentage Distribution of Students Performance in FCC English Language Exams in Government Technical Colleges 2023, Ekiti State	109
Fig. 6.4	Percentage Distribution of Students Performance in FCC Mathematics Exams in Government Technical Colleges 2023, Ekiti State	109
Fig. 7.1	Students enrolment in Public Health institutions 2022 and 2023, Ekiti State	114
Fig. 7.2	Academic and Non-teaching staff in Public Health institutions 2022 and 2023, Ekiti State	116

EXECUTIVE SUMMARY

The issue of planning with inadequate facts and figures has for long bedeviled development planning in Nigeria both at National and State levels. However, the efforts of the present administration in Ekiti State should be lauded as development in the State which had resulted to the interest of the State government in the application and use of statistics before executing major projects as well as various assistance received from the National Bureau of Statistics (NBS) have gone a long way to showcase and throw statistics in the State into limelight among other States of Nigeria and putting stop to the situation of planning without data.

Undoubtedly, education is very essential to human development and a major stake in the economy of the State. As a result of this, the government is not in any way paying lip-service to its development.

This publication contains data received from various line Ministries, Departments and Agencies in the education sector of the State as well as key indicators for tracking the developments and achievements of the targets of various government intervention in the education sector.

The information reveals that:

- (i). Enrolment in public primary schools increased from 195,568 in 2022 to 197,831 in 2023.
- (ii). The teacher- pupil ratio in public primary was 1:24 while in the public secondary school was 1:17 in 2023.
- (iii). As much as 82.5 percent of teachers in the public primary schools were females while 17.5 percent were males in 2022 while in 2023, 82 percent were females and 18 percent male
- (iv). The issue of gender disparity was not evident in both primary and secondary schools in Ekiti State but in the Technical colleges.
- (v). Ekiti Central Senatorial District had the largest proportion of primary schools pupils enrolment of 40.0%.
- (vi). 84.1 % of students in Medical and Health Institutions were females.
- (vii). In other regular higher institutions, there are more male students than female.

RECOMMENDATION

The Departments of Planning, Research and Statistics in the Ministry of Education and other Parastatals in the educational sector should be empowered to be able to keep proper records of developments in the sector and cover more activities of private educational institutions in the State.

CHAPTER ONE

SUMMARY DATA

This chapter covers information on all categories of public and private educational institutions in the State in 2022/2023 academic session. The information includes number of each type of institutions, enrolment, teaching and non-teaching staff, among others. There are ten tables in all with graphical illustrations to buttress the result of the analysis.

(i) **Table 1.1:** the enrolment in public primary school in the year 2023.

The enrolment in public secondary schools Increased from 113,464 in 2022 to 125,886 in 2023 which was due to the handing over of some public schools back to the Missions (the original owners) by the State government during the year. Private secondary school enrolment in the year 2022 and 2023 were not available.

There was an addition of one public primary school in the year under reference.

(ii) **Table 1.2:** The distribution of educational institutions in the State by Senatorial District, Federal Constituencies and Local Government for 2022/2023 session.

(iii) **Table 1.3:** shows the number of communities in the state and projected population figure of each Senatorial District, Federal Constituency and Local Government.

(iv) **Table 1.4 and 1.5** shows the number and enrolment of Educational institutions for 2022 and 2023 by Senatorial District.

TABLE 1.1
EDUCATION STATISTICS BY TYPE OF INSTITUTION, ENROLMENT AND PERSONNEL IN EKITI STATE, 2023

S/N	TYPE OF INSTITUTION	PUBLIC				PRIVATE			
		NO OF SCHOOL	ENROLMENT	TEACHING STAFF	NON-TEACHING STAFF	NO OF SCHOOL	ENROLMENT	TEACHING STAFF	NON-TEACHING STAFF
1	PRIMARY SCHOOL	912	197,831	8,254	744	718	NA	NA	NA
2	NOMADIC SCHOOL	NA	NA	NA	NA				
3	SPECIAL SCHOOL	3	536	59	17				
4	JUNIOR SECONDARY SCHOOL	191	64,183	125,886	7,313	333	NA	NA	NA
5	SENIOR SECONDARY SCHOOL		61,703						
6	TECHNICAL COLLEGE	6	2,507	127	43	NA	NA	NA	NA
7	ADULT LEARNER EDUCATION	42	950	-	-	NA	NA	NA	NA
8	COLLEGE OF HEALTH TECHNOLOGY	1	2,581	160	270	NA	NA	NA	NA
9	COLLEGE OF NURSING	2	346	29	12	-	-		
	POLYTECHNIC(Crown poly and Federal Poly, Ajayi Poly and Isan Poly)	2				2	NA	NA	NA
11	UNIVERSITY(FUOYE, BOUESTI ,EKSU and ABUAD)	3				1	NA	NA	NA

SOURCES: MOE, TESCO, SUBEB, BTVE, BOUESTI, CON, FEDERAL POLYTECHNIC, CROWN POLYTECHNIC, EKSU, AANFE AND COLLEGE OF HEALTH TECH.

			IFEDARA	NA	NA	22	4	NA												
			AYEDE	NA	NA	12	1	NA												
			SUB-TOTAL	NA	NA	275	64	NA	2	1						1				
3	EKITI SOUTH	EKITI SOUTH I	EKITI S/WEST	NA	NA	25	5	NA	1											
			IKERE SOUTH	NA	NA	14	4	NA		1										
			IKERE WEST	NA	NA	35	6	NA												
			ISE/DRUN	NA	NA	46	8	NA												
		EKITI SOUTH II	EKITI EAST	NA	NA	29	7	NA												
			EKITI SOUTH EAST	NA	NA	30	4	NA												
			EMURE	NA	NA	39	5	NA												
			GBONYIN	NA	NA	27	8	NA	1											
			IGBARA/OGOTUN	NA	NA	38	5	NA												
			AYEKIRE	NA	NA	26	5	NA												
			SUB - TOTAL	NA	NA	309	57	NA	2	1										
GRAND TOTAL	NA	NA	912	191	NA	6	3	1	1	1	2	1	1	1	1	1	1			

SOURCES: MOE, TESCOM, SUBEB, BTVE, BOUESTI, CON, FEDERAL POLYTECHNIC, CROWN POLYTECHNIC, EKSU, AANFE AND COLLEGE OF HEALTH TECH.

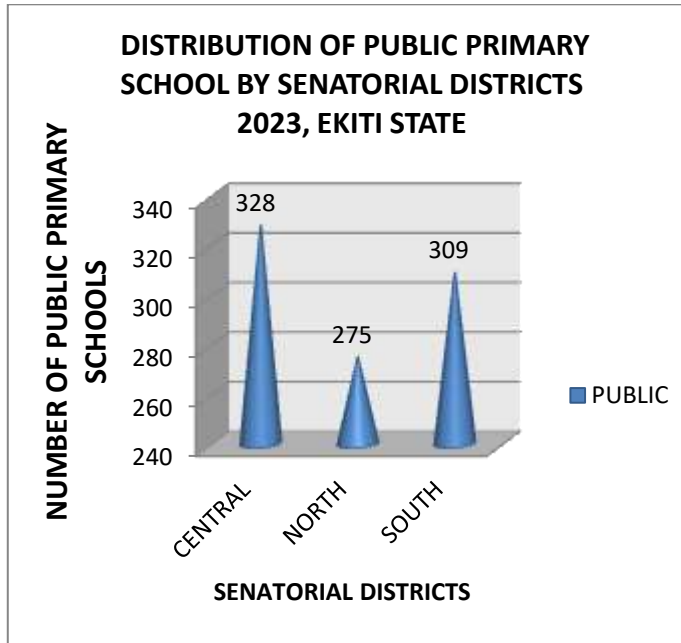


FIG 1.1

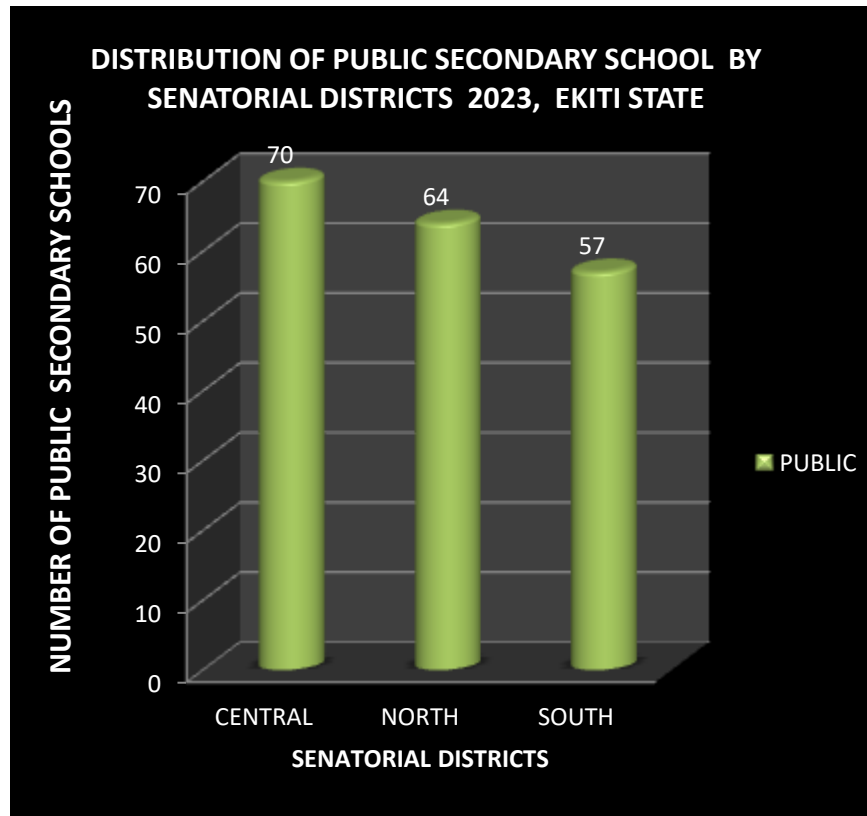


FIG 1.2

3	NORTH II	ILEJEMEJE	4,407	NA	2,448	NA													
		MOBA	4,174	NA	3,838	NA	249												
		IFELOJU	4,233	NA	2,047	NA													
		IFEDARA	4,243	NA	1,955	NA													
		AYEDE	2,505	NA	903	NA													
		<i>SUB-TOTAL</i>	50,669	NA	34,175	NA													
	EKITI SOUTH	EKITI SOUTH I	EKITI S/WEST	4,535	NA	4,893	NA	165											
			IKERE SOUTH	3,135	NA	3,322	NA		91						7,786				
			IKERE WEST	8,153	NA	4,173	NA												
			ISE/ORUN	8,494	NA	4,662	NA												
		EKITI SOUTH II	EKITI EAST	5,988	NA	4,381	NA												
EKITI SOUTH EAST			6,849	NA	2,535	NA													
EMURE			7,226	NA	3,257	NA													
GBONYIN			6,224	NA	5,128	NA	134												
IGBARA/DGOTUN			7,477	NA	3,020	NA													
AYEKIRE			5,794	NA	2,681	NA													
<i>SUB - TOTAL</i>	63,875	NA	38,052	NA															
GRAND TOTAL	197,831	NA	125,886	NA	2,507	536	2,581		20810				41,413	40,105					

SOURCES: MOE, TESCOM, SUBEB, BTVE, BOUESTI, CON, FEDERAL POLYTECHNIC, CROWN POLYTECHNIC, EKSU, AANFE AND COLLEGE OF HEALTH TECH

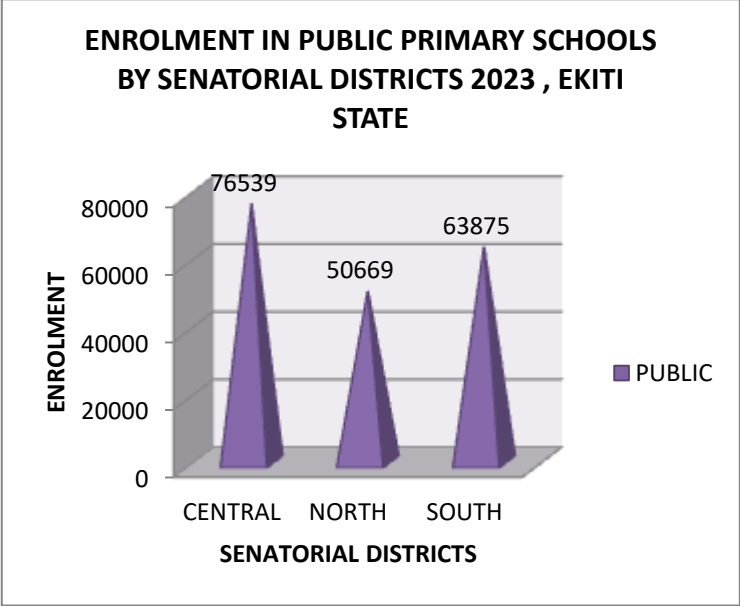


FIG 1.3(a)

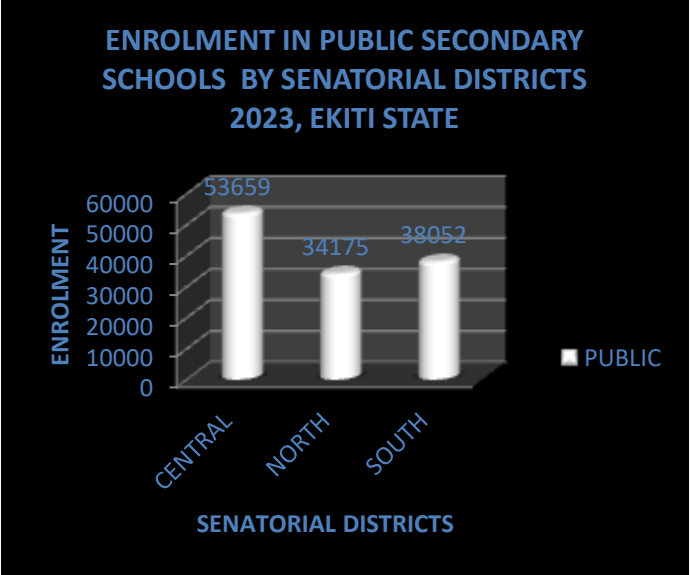


FIG 1.3(b)

TABLE 1.4
COMPARISM OF EDUCATIONAL DATA BY SENATORIAL DISTRICTS 2022 AND 2023 SESSIONS, EKITI STATE

S/N	TYPE OF INSTITUTION	EKITI NORTH		EKITI CENTRAL		EKITI SOUTH		TOTAL	
		NUMBER OF SCHOOL		NUMBER OF SCHOOL		NUMBER OF SCHOOL		NUMBER OF SCHOOL	
		2022	2023	2022	2023	2022	2023	2022	2023
1	PUBLIC PRIMARY SCHOOL	261	275	342	328	308	309	911	912
2	PRIVATE PRIMARY SCHOOL								
3	NOMADIC SCHOOLS								
4	SPECIAL SCHOOLS								
	(i) School for the Deaf			1				1	
	(ii) School for the Blind					1		1	
	(iii) School for Mentally Retarded	1						1	
5	PUBLIC SECONDARY SCHOOL(JSS+SSS)	68	64	73	70	60	57	201	191
6	PRIVATE SECONDARY SCHOOL(JSS+SSS)								
7	FEDERAL UNITY SCHOOL								
8	TECHNICAL COLLEGES	2		2		2		6	
9	COLLEGE OF HEALTH TECHNOLOGY			1				1	
10	SCHOOL OF NURSING			1				1	
11	SCHOOL OF MIDWIFERY			1				1	
12	COLLEGE OF EDUCATION								
13	FEDERAL POLYTECHNIC			1				1	
14	PRIVATE POLYTECHNIC			1				1	
15	FEDERAL UNIVERSITY	1						1	
16	STATE UNIVERSITY			1		1		1	
17	PRIVATE UNIVERSITY			1				1	

SOURCES: MOE, TESCOM, SUBEB, BTVE, BOUESTI, CON, FEDERAL POLYTECHNIC, CROWN POLYTECHNIC, EKSU, AANFE AND COLLEGE OF HEALTH TECH.

TABLE 1.5
SUMMARY OF ENROLMENT IN INSTITUTION'S PUBLIC BY TYPE 2022/2023 SESSION, EKITI STATE

S/ N	TYPE OF INSTITUTION	PUBLIC					PRIVATE				
		MALE	%	FEMALE	%	TOTAL	MALE	%	FEMALE	%	TOTAL
1	PRIMARY SCHOOL	98,158	49.6	99,673	50.4	197,831	/NA	NA	NA	NA	NA
2	NOMADIC SCHOOL	/NA	NA	NA	NA	NA					
3	SPECIAL SCHOOLS										
	PRIMARY	180	55.9	142	44.1	322					
	SECONDARY	105	49.1	109	50.9	214					
4	SECONDARY SCHOOL (Junior + Senior)	62,179	49.4	63,707	50.6	125,886	/NA	NA	NA	NA	NA
5	TECHNICAL COLLEGES	1,869	74.5	640	25.5	2,509					
6	COLLEGE OF HEALTH TECHNOLOGY	508	15.8	2,705	84.2	3,213					
7	COLLEGE OF NURSING	60	16.9	296	83.1	356					
8	POLYTECHNIC(Federal Poly)	10,476	50.3	10,334	49.7	20,810					
	UNIVERSITY STATE(BOUESTI & EKSU)	20,717	50.0	20,696	50.0	41,413					
	FEDERAL(.FUOYE)	20,260	50.5	19,845	49.5	40,105					
9	ADULT LEARNER EDU.	90	9.5	860	90.5	950					

SOURCES: MOE, TESCOM, SUBEB, BTVE, BOUESTI, CON, FEDERAL POLYTECHNIC, CROWN POLYTECHNIC, EKSU, AANFE AND COLLEGE OF HEALTH TECH.

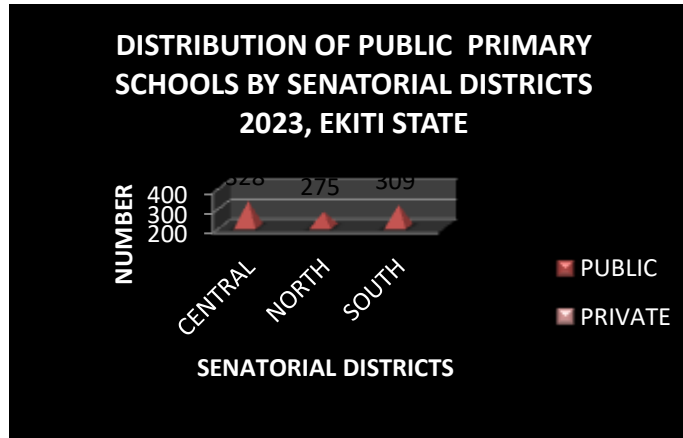


FIG 1.4(a)

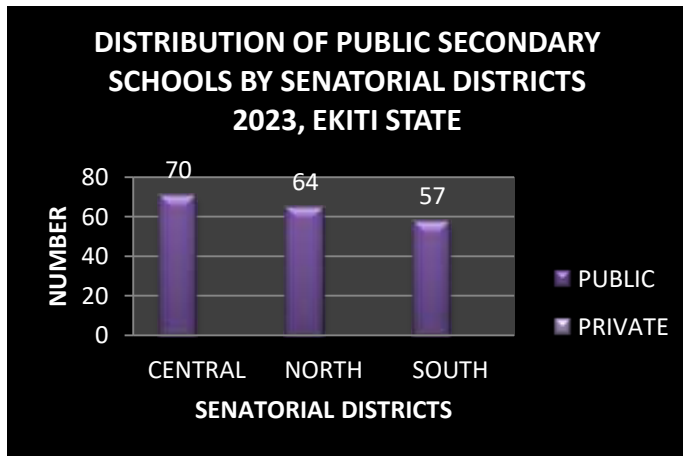


FIG 1.4(b)

		EKITI NORTH II	ISOKAN	NA	NA	3,806	3,295	NA										
			ILEJEMEJE	NA	NA	4,407	2,448	NA										
			MOBA	NA	NA	4,174	3,838	NA	249									
			IFELOJU	NA	NA	4,233	2,047	NA										
			IFEDARA	NA	NA	4,243	1,955	NA										
			AYEDE	NA	NA	2,505	903	NA										
			<i>SUB-TOTAL</i>	NA	NA	50,669	<i>34,175</i>	NA										
3	EKITI SOUTH	EKITI SOUTH I	EKITI S/WEST	NA	NA	4,535	4,893	NA	165									
			IKERE	NA	NA	3,135	3,322	NA		91					7,786			
			IKERE WEST	NA	NA	8,153	4,173	NA										
			ISE/DRUN	NA	NA	8,494	4,662	NA										
		EKITI SOUTH II	EKITI EAST	NA	NA	5,988	4,381	NA										
			EKITI SOUTH EAST	NA	NA	6,849	2,535	NA										
			EMURE	NA	NA	7,226	3,257	NA										
			GBONYIN	NA	NA	6,224	5,128	NA	134									
			IGBARA/OGOTUN	NA	NA	7,477	3,020	NA										
			AYEKIRE	NA	NA	5,794	2,681	NA										
		<i>SUB - TOTAL</i>	NA	NA	63,875	<i>38,052</i>	NA											
GRAND TOTAL	NA	NA	197,831	125,886	NA	2,509	536		346	20,810		41,413	40,105					

SOURCES: MOE, TESCOM, SUBEB, BTVE, BOUESTI, CON, FEDERAL POLYTECHNIC, CROWN POLYTECHNIC, EKSU, AANFE AND COLLEGE OF HEALTH TECH.

TABLE 1.7
SUMMARY OF ACADEMIC , NON ACADEMIC AND STUDENTS' ENROLMENT IN PUBLIC HEALTH INSTITUTIONS BY SCHOOLS, SENATORIAL DISTRICTS AND LOCAL GOVERNMENT OF LOCATION 2022/2023 SESSION, EKITI STATE

S/N	NAME OF SCHOOL	SENATORIAL DISTRICT	LOCAL GOVERNMENT OF LOCATION	2023								
				ACADEMIC STAFF			NON - ACADEMIC STAFF			ENROLMENT		
				M	F	T	M	F	T	M	F	T
1	College of Health Sciences and Tech., Ijero Ekiti	Ekiti Central	Ijero	44	62	106	85	176	261	452	2,129	2,581
2	College of Nursing (State), Ado Ekiti	Ekiti Central	Ado Ekiti	9	20	29	2	5	7	46	300	346

SOURCES: COLLEGE OF HEALTH SCIENCES AND TECHNOLOGY IJERO EKITI, COLLEGE OF NURSING ADO EKITI.

TABLE 1.8
DISTRIBUTION OF ACADEMIC & NON-ACADEMIC STAFF OF TERTIARY INSTITUTION, BY SENATORIAL DISTRICT & LOCAL GOVERNMENT OF LOCATION AND BY GENDER IN EKITI STATE 2022/2023

S/N	NAME OF SCHOOL	SENATORIAL DISTRICT	LOCAL GOVERNMENT OF LOCATION	ACADEMIC STAFF			NON-ACADEMIC STAFF			STUDENTS ENROLMENT		
				M	F	T	M	F	T	M	F	T
1	EKITI STATE POLYTECHNIC, ISAN – EKITI	Ekiti North	Oye Ekiti	NA	NA	NA	NA	NA	NA	NA	NA	NA
2	CROWN POLYTECHNIC, ODO – EKITI	Ekiti Central	Ado – Ekiti	NA	NA	NA	NA	NA	NA	NA	NA	NA
3	FEDERAL POLYTECHNIC, ADO – EKITI	Ekiti Central	Ado – Ekiti	406	143	549	425	336	761	10,476	10,334	20,810
4	AJAYI POLYTECHNIC, IKERE_ EKITI	Ekiti South	Ikere- Ekiti	NA	NA	NA	NA	NA	NA	NA	NA	NA
4	FEDERAL UNIVERSITY, OYE – EKITI	Ekiti North	Oye Ekiti	564	227	791	718	526	1,244	20,260	19,845	40,105
5	EKITI STATE UNIVERSITY, ADO – EKITI	Ekiti Central	Ado – Ekiti	519	202	721	952	680	1,632	16,880	16,747	33,627
6.	AFE BABALOLA UNIVERSITY, ADO – EKITI	Ekiti Central	Ado – Ekiti	NA	NA	NA	NA	NA	NA	NA	NA	NA
7	BAMIDELE OLUMILUA UNIVERSITY OF EDUCATION SCIENCE & TECHNOLOGY IKERE EKITI	Ekiti South	Ikere- Ekiti	255	132	387	468	301	769	3,837	3,949	7,786

SOURCES: FUOYE, EKITI STATE POLY, AJAYI POLY, BOUESTI, FEDERAL POLYTECHNIC, CROWN POLYTECHNIC, EKSU.

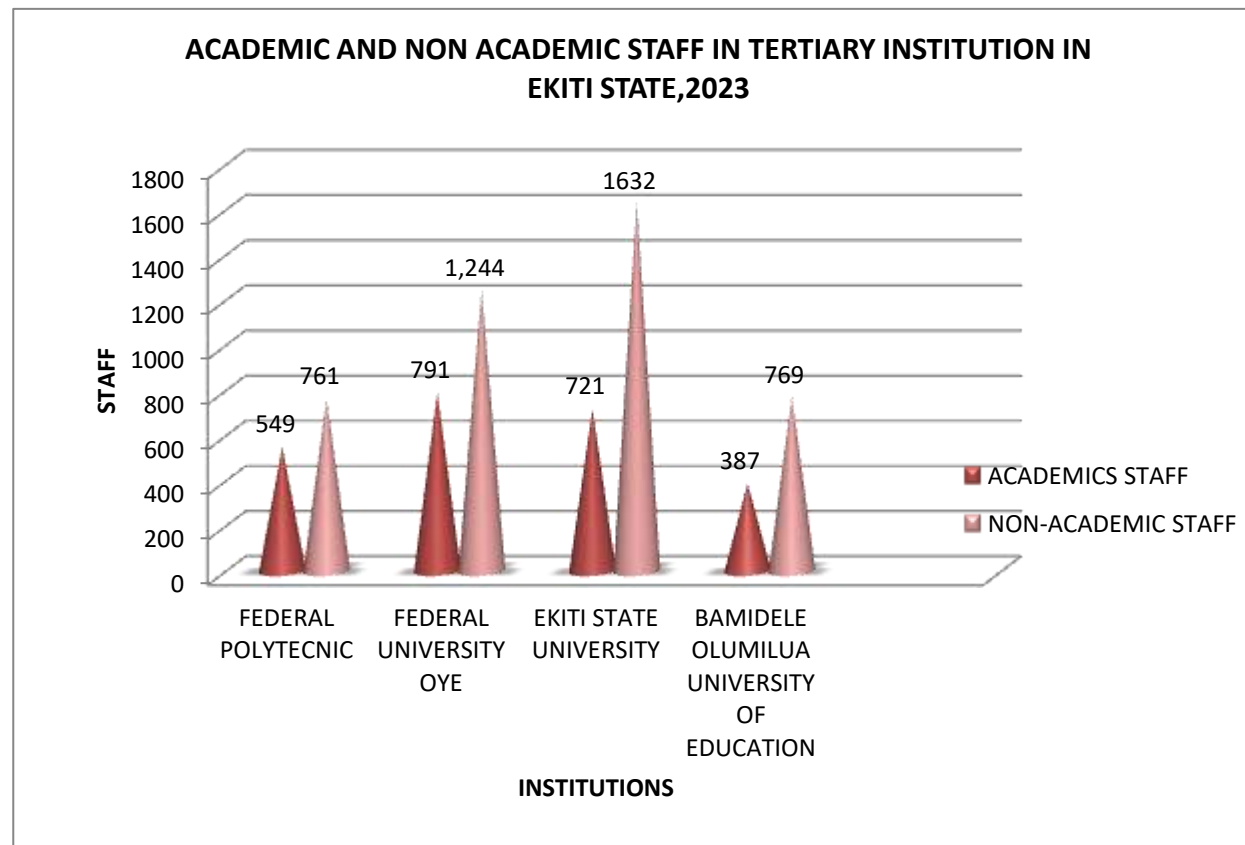


FIG 1.5

TABLE 1.9
SUMMARY OF EDUCATIONAL INSTITUTION ENROLMENTS BY TYPE OF SCHOOL, LGAs/LCDAs 2022/2023 SESSION,
EKITI STATE

S/N	LOCAL GOVT. AREA	PUBLIC PRIMARY SCHL	PUBLIC SECONDARY SCHL	PRIVATE PRIMARY SCHL	PRIVATE SECONDARY SCHL	TECHNICAL COLLEGES	SPECIAL EDUCATION	COLLEGE OF HEALTH TECH.	COLLEGE OF NURSING	FEDERAL POLYTECHNIC	STATE UNIVERSITY	FEDERAL UNIVERSITY OYE	PRIVATE POLYTECHNIC
1	ADO EKITI	6075	4,531	NA	NA	1,230			346	20,810	33,627	40,105	
2	ADO CENTRAL	7037	4,120	NA	NA								
3	ADO NORTH	9249	8,976	NA	NA								
4	ADO WEST	7561	8,132	NA	NA								
5	EFON ALAYE	6464	3,824	NA	NA								
6	EKITI EAST	5988	4,381	NA	NA								
7	EKITI SOUTH EAST	6849	2,535	NA	NA								
8	EKITI SOUTH WEST	4535	4,893	NA	NA	165							
9	IGBARA/OGOTUN	7477	3,020	NA	NA								
10	EKITI WEST	3336	3,215	NA	NA								
11	EKAMETA	3767	1,679	NA	NA								
12	OKEMESI/IDO-ILE	7006	2,552	NA	NA								
13	EMURE	7226	3,257	NA	NA								
14	GBONYIN	6224	5,128	NA	NA	134							
15	AYEKIRE	5794	2,681	NA	NA								
16	IDO/OSI	8359	4,322	NA	NA		162						
17	ISOKAN	3806	3,295	NA	NA								
18	IJERO	5954	4,620	NA	NA	291	283	2,581					
19	IREDE	3724	1,558	NA	NA								
20	IREWOLEDE	4091	1,280	NA	NA								
21	ESO OBE	3057	1,486	NA	NA								
22	IKERE SOUTH	3135	3,322	NA	NA		91						
23	IKERE WEST	8153	4,173	NA	NA								

24	IKOLE	6366	3,592	NA	NA	440							
25	IKOLE WEST	1836	1,861	NA	NA								
26	AJONI	6980	3,844	NA	NA								
27	KAJOLA	1298	849	NA	NA								
28	ILEJEMEJE	4407	2,448	NA	NA								
29	IREPODUN/IFELODUN	4000	2,098	NA	NA								
30	ARAROMI	3306	3,483	NA	NA								
31	IFEDARA	4243	1,955	NA	NA								
32	ISE/ORUN	8494	4,662	NA	NA								
33	MOBA	4174	3,838	NA	NA	249							
34	ERO	3849	1,979	NA	NA								
35	OYE	5361	3,242	NA	NA								
36	IFESOWAPO	1912	2,105	NA	NA								
37	IFELOJU	4233	2,047	NA	NA								
38	AYEDE	2505	903	NA	NA								
	TOTAL	197831	125,886	NA	NA	2,507	536	2,581	346	20,810		40,105	

SOURCES: MOE, TESCOM, SUBEB, BTVE, BOUESTI, CON, FEDERAL POLYTECHNIC, CROWN POLYTECHNIC, EKSU, AANFE AND COLLEGE OF HEALTH TECH.

CHAPTER TWO

PRE-PRIMARY AND PRIMARY EDUCATION

This CHAPTER classifies the primary education into:

- (i). The Pre-primary school and
- (ii). The Primary school

The Pre-primary or early childhood education is further grouped into kindergarten and Nursery classes. The school age for kindergarten usually classified as KG1 and KG2 is 2 – 3 years.

For pupils in nursery stage, the recommended school age is 3-5, while the approved school age for children in the primary section is 6-11 years.

Table 2.1 shows the number and percentage distribution of pupils in public nursery and primary schools, their enrolment by Local Government for 2022/2023 session. Ado North LCDA had 46(5%) of the total number of public primary schools in the State followed by Emure LG with 39(4.3%) and Kajola LCDA had least number of 7 (0.8%) schools.

Ado North LCDA had the highest enrolment in public primary schools which was 9,249 (4.7%) of the total enrolment in public primary schools in the State, this is followed by Ido-Osi Local Government which had 8,359(4.1%) pupils in 2023 while Kajola LCDA had the least enrolment of 1,298 (0.9%) pupils.

Table 2.2 shows that there was 1.1% increase in public primary school's enrolment in all the 16 Local Government and 22 LCDA areas between 2021/2022 and 2022/2023.

In 2023, Ado North Local Government had the highest enrolment figure followed by Ido-Osi Local Government and the least was Kajola LCDA.

TABLE 2.1
PERCENTAGE DISTRIBUTION OF NUMBER OF PUBLIC NURSERY/PRIMARY SCHOOL ENROLMENT AND CLASSES/STREAMS BY LGAs/LCDAs, 2022/2023 SESSION, EKITI STATE

S/N	LGA/LCDA	NO OF SCHOOL	%	ENROLMENT	%	NO OF CLASSES/STREAMS	%
1	ADO EKITI	25	2.7	6,075	3.1	295	3.4
2	ADO CENTRAL	22	2.4	7,037	3.6	257	3
3	ADO NORTH	30	3.3	9,249	4.7	345	4
4	ADO WEST	24	2.6	7,561	3.8	596	6.9
5	EFON ALAYE	31	3.4	6,464	3.3	272	3.2
6	EKITI EAST	29	3.2	5,988	3	229	2.7
7	EKITI SOUTH EAST	30	3.3	6,849	3.5	253	2.9
8	EKITI SOUTH WEST	25	2.7	4,535	2.3	221	2.6
9	IGBARA/OGOTUN	38	4.2	7,477	3.8	307	3.6
10	EKITI WEST	32	3.5	3,336	1.7	301	3.5
11	EKAMETA	23	2.5	3,767	1.9	160	1.9
12	OKEMESI/IDO-ILE	16	1.8	7,006	3.5	126	1.5

13	EMURE	39	4.3	7,226	3.7	310	3.6
14	GBONYIN	27	3	6,224	3.1	233	2.7
15	AYEKIRE	26	2.9	5,794	2.9	226	2.6
16	IDO/OSI	37	4.1	8,359	4.2	557	6.5
17	ISOKAN	15	1.6	3,806	1.9	157	1.8
18	IJERO	30	3.3	5,954	3	252	2.9
19	IREDE	18	2	3,724	1.9	146	1.7
20	IREWOLE	21	2.3	4,091	2.1	168	1.9
21	ESO OBE	14	1.5	3,057	1.5	108	1.3
22	IKERE SOUTH	14	1.5	3,135	1.6	169	2
23	IKERE WEST	35	3.8	8,153	4.1	417	4.8
24	IKOLE	28	3.1	6,366	3.2	250	2.9
25	IKOLE WEST	10	1.1	1,836	0.9	79	0.9
26	AJONI	37	4.1	6,980	3.5	244	2.8
27	KAJOLA	7	0.8	1,298	0.7	59	0.7

28	ILEJEMEJE	22	2.4	4,407	2.2	202	2.3
29	IREPODUN/IFELODUN	18	2	4,000	2	166	1.9
30	ARAROMI	16	1.8	3,306	1.7	131	1.5
31	IFEDARA	22	2.4	4,243	2.1	151	1.8
32	ISE/ORUN	46	5	8,494	4.3	387	4.5
33	MOBA	18	2	4,174	2.1	160	1.9
34	ERO	19	2.1	3,849	1.9	142	1.6
35	OYE	27	3	5,361	2.7	240	2.8
36	IFESOWAPO	8	0.9	1,912	1	66	0.8
37	IFELOJU	21	2.3	4,233	2.1	149	1.7
38	AYEDE	12	1.3	2,505	1.3	91	1.1
	TOTAL	912	100	197,831	100	8622	100

SOURCE: SUBEB

DISTRIBUTION OF NUMBER OF PUBLIC PRIMARY SCHOOLS BY LGAs/LCDAs 2023, EKITI STATE

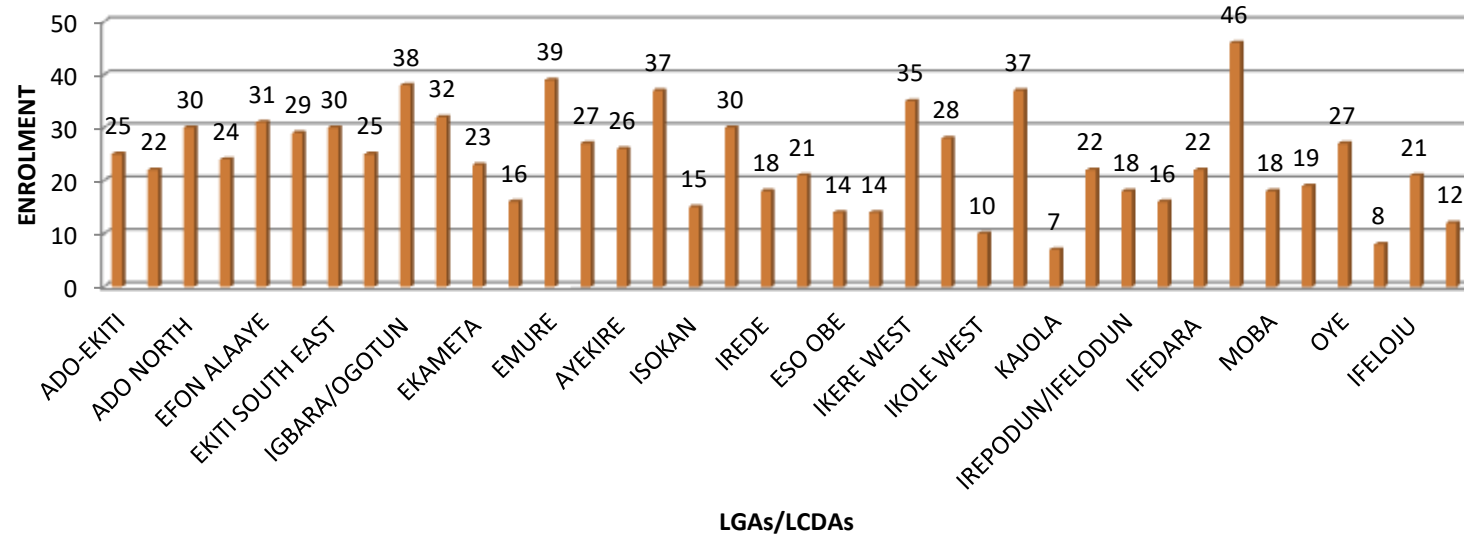


FIG 2.1

TABLE 2.2
DISTRIBUTION OF TEACHING AND NON - TEACHING STAFF IN PUBLIC NURSERY AND PRIMARY SCHOOL BY GENDER
AND LGAs/LCDAs 2022/2023 SESSION, EKITI STATE

S/N	LG/LCDA	TEACHING STAFF			NON-TEACHING STAFF		
		M	F	T	M	F	T
1	ADO EKITI	49	300	349	19	0	19
2	ADO CENTRAL	25	287	312	19	0	19
3	ADO NORTH	20	413	433	12	0	12
4	ADO WEST	26	404	430	21	9	30
5	EFON ALAYE	50	259	309	30	3	33
6	EKITI EAST	46	180	226	30	0	30
7	EKITI SOUTH EAST	43	191	234	20	0	20
8	EKITI SOUTH WEST	67	202	269	22	3	25
9	IGBARA/OGOTUN	85	138	223	23	1	24
10	EKITI WEST	52	341	393	28	0	28
11	EKAMETA	70	90	160	20	0	20
12	OKEMESI/IDO-ILE	24	100	124	12	0	12
13	EMURE	69	192	261	36	0	36
14	GBONYIN	31	142	173	25	0	25
15	AYEKIRE	29	187	216	15	0	15
16	IDO/OSI	68	278	346	34	2	36
17	ISOKAN	23	137	160	15	0	15
18	IJERO	46	157	203	28	0	28
19	IREDE	30	62	92	11	0	11
20	IREWOLE	19	73	92	9	0	9

21	ESO OBE	30	40	70	5	1	6
22	IKERE	22	185	207	10	2	12
23	IKERE WEST	44	446	490	27	6	33
24	IKOLE	33	197	230	22	6	28
25	IKOLE WEST	8	53	61	4	0	4
26	AJONI	48	105	153	27	1	28
27	KAJOLA	5	35	40	3	0	3
28	ILEJEMEJE	60	124	184	9	3	12
29	IREPODUN/IFELODUN	28	189	217	19	0	19
30	ARAROMI	20	176	196	10	0	10
31	IFEDARA	39	187	226	14	4	18
32	ISE/ORUN	81	279	360	48	2	50
33	MOBA	48	149	197	10	0	10
34	ERO	39	135	174	19	0	19
35	OYE	45	127	172	16	0	16
36	IFESOWAPO	11	32	43	8	0	8
37	IFELOJU	34	124	158	11	0	11
38	AYEDE	19	52	71	10	0	10
	TOTAL	1,486	6,768	8,254	701	43	744

SOURCE: SUBEB

TABLE 2.3

PERCENTAGE DISTRIBUTION OF QUALIFIED & UNQUALIFIED PUBLIC PRIMARY SCHOOL TEACHERS BY LGAs/LCDAs AND GENDER IN EKITI STATE, 2022/2023 SESSION

S/N	LG/LCDA	ALL TEACHERS			QUALIFIED TEACHERS						UNQUALIFIED TEACHERS					
		M	F	T	M	%	F	%	T	%	M	%	F	%	T	%
1	ADO EKITI	49	300	349	48	3.283	300	4.45	348	4.24	1	4.17	0	0	1	2.3
2	ADO CENTRAL	25	287	312	24	1.642	287	4.25	311	3.79	1	4.17	0	0	1	2.3
3	ADO NORTH	20	413	433	19	1.3	413	6.12	432	5.26	1	4.17	0	0	1	2.3
4	ADO WEST	26	404	430	26	1.778	404	5.99	430	5.24	0	0	0	0	0	0
5	EFON ALAYE	50	259	309	50	3.42	259	3.84	309	3.76	0	0	0	0	0	0
6	EKITI EAST	46	180	226	46	3.146	180	2.67	226	2.75	0	0	0	0	0	0
7	EKITI SOUTH EAST	43	191	234	43	2.941	191	2.83	234	2.85	0	0	0	0	0	0
8	EKITI SOUTH WEST	67	202	269	64	4.378	202	2.99	266	3.24	3	12.5	0	0	3	7
9	IGBARA/OGOTUN	85	138	223	85	5.814	138	2.04	223	2.72	0	0	0	0	0	0
10	EKITI WEST	52	341	393	52	3.557	340	5.04	392	4.77	0	0	1	5.26	1	2.3
11	EKAMETA	70	90	160	68	4.651	90	1.33	158	1.92	2	8.33	0	0	2	4.7
12	OKEMESI/IDO-ILE	24	100	124	24	1.642	100	1.48	124	1.51	0	0	0	0	0	0
13	EMURE	69	192	261	66	4.514	192	2.84	258	3.14	3	12.5	0	0	3	7
14	GBONYIN	31	142	173	30	2.052	142	2.1	172	2.09	1	4.17	0	0	1	2.3
15	AYEKIRE	29	187	216	29	1.984	187	2.77	216	2.63	0	0	0	0	0	0
16	IDO/OSI	68	278	346	65	4.446	276	4.09	341	4.15	3	12.5	2	10.5	5	12
17	ISOKAN	23	137	160	23	1.573	137	2.03	160	1.95	0	0	0	0	0	0

18	IJERO	46	157	203	44	3.01	154	2.28	198	2.41	2	8.33	3	15.8	5	12
19	IREDE	30	62	92	30	2.052	62	0.92	92	1.12	0	0	0	0	0	0
20	IREWOLE	19	73	92	19	1.3	73	1.08	92	1.12	0	0	0	0	0	0
21	ESO OBE	30	40	70	30	2.052	40	0.59	70	0.85	0	0	0	0	0	0
22	IKERE	22	185	207	21	1.436	184	2.73	205	2.5	1	4.17	1	5.26	2	4.7
23	IKERE WEST	44	446	490	40	2.736	446	6.61	486	5.92	4	16.7	0	0	4	9.3
24	IKOLE	33	197	230	33	2.257	197	2.92	230	2.8	0	0	0	0	0	0
25	IKOLE WEST	8	53	61	8	0.547	49	0.73	57	0.69	0	0	4	21.1	4	9.3
26	AJONI	48	105	153	48	3.283	103	1.53	151	1.84	0	0	2	10.5	2	4.7
27	KAJOLA	5	35	40	5	0.342	35	0.52	40	0.49	0	0	0	0	0	0
28	ILEJEMEJE	60	124	184	60	4.104	122	1.81	182	2.22	0	0	2	10.5	2	4.7
29	IREPODUN/IFELODUN	28	189	217	28	1.915	187	2.77	215	2.62	0	0	2	10.5	2	4.7
30	ARAROMI	20	176	196	20	1.368	176	2.61	196	2.39	0	0	0	0	0	0
31	IFEDARA	39	187	226	39	2.668	187	2.77	226	2.75	0	0	0	0	0	0
32	ISE/ORUN	81	279	360	79	5.404	279	4.13	358	4.36	2	8.33	0	0	2	4.7
33	MOBA	48	149	197	48	3.283	149	2.21	197	2.4	0	0	0	0	0	0
34	ERO	39	135	174	39	2.668	135	2	174	2.12	0	0	0	0	0	0
35	OYE	45	127	172	45	3.078	127	1.88	172	2.09	0	0	0	0	0	0
36	IFESOWAPO	11	32	43	11	0.752	30	0.44	41	0.5	0	0	2	10.5	2	4.7
37	IFELOJU	34	124	158	34	2.326	124	1.84	158	1.92	0	0	0	0	0	0
38	AYEDE	19	52	71	19	1.3	52	0.77	71	0.86	0	0	0	0	0	0
	TOTAL	1486	6768	8254	1462	100	6749	100	8211	100	24	100	19	100	43	100

SOURCE: SUBEB

PERCENTAGE DISTRIBUTION OF QUALIFIED & UNQUALIFIED TEACHERS BY GENDER 2022/2023, EKITI STATE

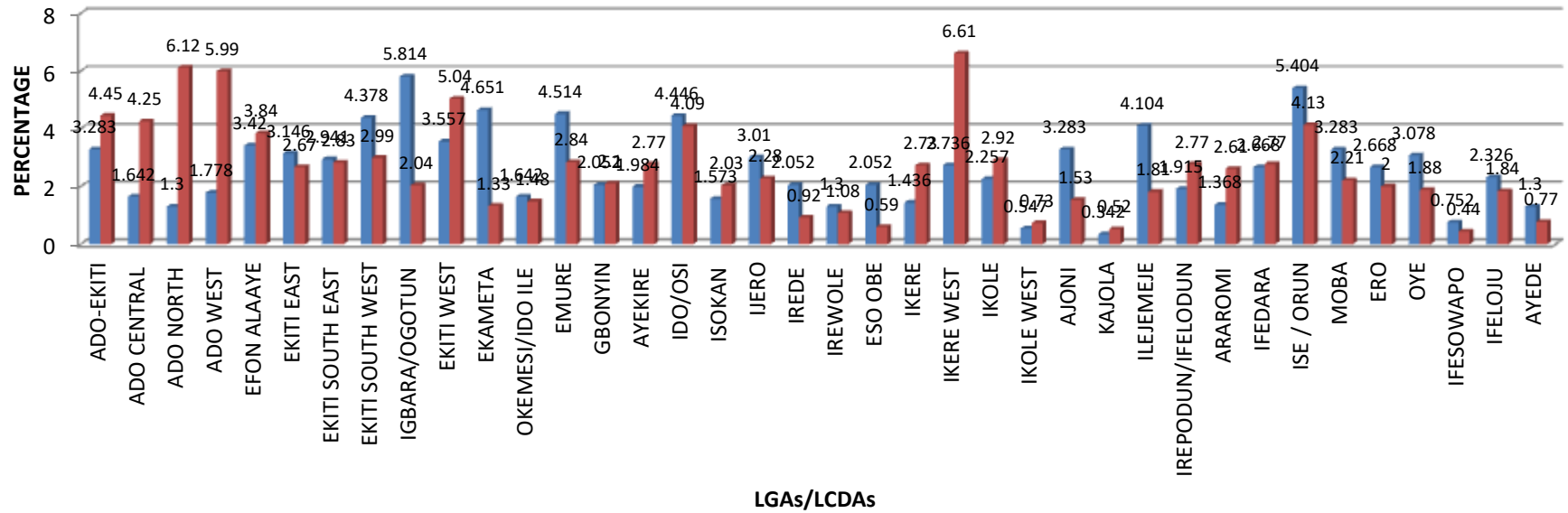


FIG 2.2

**PERCENTAGE DISTRIBUTION OF UNQUALIFIED TEACHERS BY GENDER AND LGAs/LCDAs 2022/2023,
EKITI STATE**

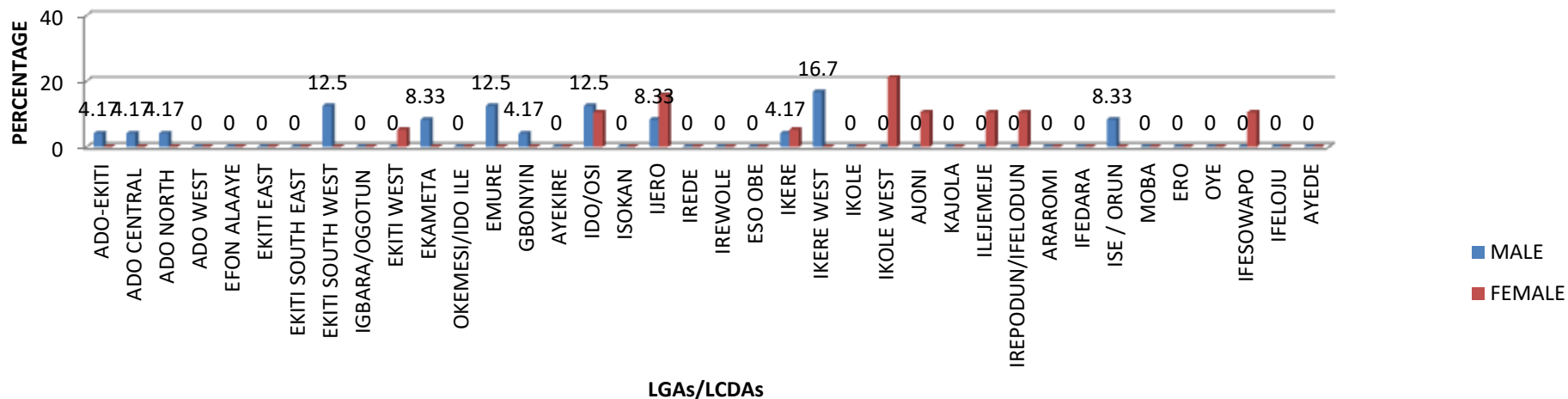


FIG 2.2.1

**PERCENTAGE DISTRIBUTION OF QUALIFIED AND UNQUALIFIED TEACHERS BY LGAs/LCDAs,
2022/2023, EKITI STATE**

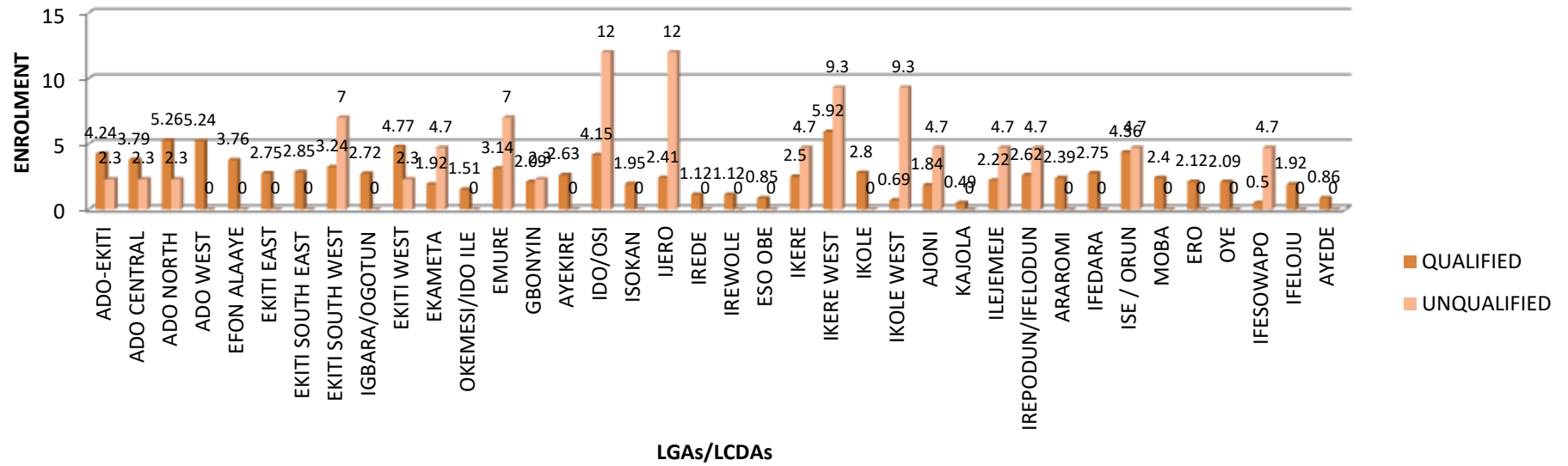


FIG 2.2.2

TABLE 2.4

ENROLMENT OF PUPILS IN PUBLIC NURSERY AND PRIMARY SCHOOLS BY LGAs/LCDAs AND GENDER IN EKITI STATE, 2022/2023.

S/NO.	LGA/LCDA	ECD/PRE-PRIMARY									PRIMARY 1 TO 3 ONLY								
		PLAY GROUP		NUR I		NUR II		TOTAL			PRY 1		PRY 2		PRY 3		TOTAL		
		M	F	M	F	M	F	M	F	T	M	F	M	F	M	F	M	F	T
1	ADO EKITI	168	160	383	340	373	352	924	852	1776	450	462	411	462	467	455	1328	1379	2707
2	ADO CENTRAL	186	216	342	351	314	340	842	907	1749	486	528	485	552	533	553	1504	1633	3137
3	ADO NORTH	209	199	500	497	453	478	1162	1174	2336	664	697	641	721	743	748	2048	2166	4214
4	ADO WEST	293	293	400	388	369	385	1062	1066	2128	527	550	485	535	566	589	1578	1674	3252
5	EFON ALAYE	260	247	286	274	180	174	726	695	1421	431	426	412	322	394	436	1237	1184	2421
6	EKITI EAST	284	261	197	218	111	110	592	589	1181	432	404	367	353	388	344	1187	1101	2288
7	EKITI SOUTH EAST	271	252	248	272	168	200	687	724	1411	437	461	419	393	437	427	1293	1281	2574
8	EKITI SOUTH WEST	105	118	138	119	136	159	379	396	775	251	342	285	286	300	295	836	923	1759
9	IGBARA/OGOTUN	313	325	169	172	144	157	626	654	1280	520	662	518	545	495	538	1533	1745	3278
10	EKITI WEST	40	30	155	175	118	138	313	343	656	204	210	215	223	225	243	644	676	1320
11	EKAMEFA	60	49	127	137	119	128	306	314	620	232	246	267	271	261	267	760	784	1544
12	OKEMESI/IDO	209	219	328	339	272	319	809	877	1686	410	444	456	468	392	404	1258	1316	2574
13	EMURE	390	351	275	295	154	146	819	792	1611	501	468	490	491	491	490	1482	1449	2931
14	GBONYIN	424	417	233	262	318	338	975	1017	1992	349	350	343	332	345	320	1037	1002	2039

15	AYEKIRE	291	282	292	255	276	255	859	792	1651	376	346	347	328	346	327	1069	1001	2070
16	IDO/OSI	494	558	502	505	362	379	1358	1442	2800	504	533	426	515	436	470	1366	1518	2884
17	ISOKAN	239	252	229	257	169	172	637	681	1318	185	209	196	237	187	213	568	659	1227
18	IJERO	200	196	308	289	226	196	734	681	1415	392	385	431	432	432	447	1255	1264	2519
19	IREDE	173	185	189	210	155	139	517	534	1051	224	258	257	253	258	275	739	786	1525
20	IREWOLE	86	93	170	175	113	123	369	391	760	338	359	305	307	300	315	943	981	1924
21	ESO OBE	106	102	117	129	123	127	346	358	704	225	236	215	216	196	228	636	680	1316
22	IKERE	129	131	123	121	115	115	367	367	734	176	194	215	193	164	199	555	586	1141
23	IKERE WEST	325	358	339	339	317	344	981	1041	2022	488	467	553	508	467	455	1508	1430	2938
24	IKOLE	170	184	299	279	295	290	764	753	1517	501	474	469	477	453	415	1423	1366	2789
25	IKOLE WEST	32	33	38	45	53	54	123	132	255	180	155	155	137	140	143	475	435	910
26	AJONI	65	62	241	241	225	210	531	513	1044	626	613	563	551	482	497	1671	1661	3332
27	KAJOLA	14	10	48	48	47	53	109	111	220	117	116	110	108	103	90	330	314	644
28	ILEJEMEJE	200	210	108	132	66	52	374	394	768	357	293	304	272	263	261	924	826	1750
29	IREPODUN/IFELODUN	132	133	199	199	214	211	545	543	1088	236	248	259	247	228	215	723	710	1433
30	ARAROMI	45	45	120	125	156	177	321	347	668	221	225	224	221	187	210	632	656	1288
31	IFEDARA	92	90	168	173	152	172	412	435	847	316	316	309	326	275	274	900	916	1816
32	ISE/ORUN	398	417	347	378	314	373	1059	1168	2227	565	611	529	529	527	503	1621	1643	3264
33	MOBA	129	140	153	145	142	146	424	431	855	277	287	229	244	222	247	728	778	1506
34	ERO	97	112	106	108	99	98	302	318	620	279	295	219	242	223	206	721	743	1464

35	OYE	216	214	206	218	193	207	615	639	1254	339	362	348	338	356	354	1043	1054	2097
36	IFESOWAPO	65	67	78	69	81	96	224	232	456	136	130	118	120	118	107	372	357	729
37	IFELOJU	111	121	203	203	159	170	473	494	967	304	289	275	267	262	270	841	826	1667
38	AYEDE	51	48	77	75	94	85	222	208	430	229	231	197	173	167	164	593	568	1161
	TOTAL	7072	7180	8441	8557	7375	7668	22888	23405	46293	13485	13882	13047	13195	12829	12994	39361	40071	79432

SOURCE: SUBEB

TABLE 2.4 CONTD

ENROLMENT OF PUPILS IN PUBLIC NURSERY AND PRIMARY SCHOOLS BY LGAs/LCDAs AND GENDER IN EKITI STATE, 2022/2023.

S/N	LOCAL GOVERNMENTS	PRY 4		PRY 5		PRY 6		TOTAL			GRAND TOTAL			%		
		M	F	M	F	M	F	M	F	T	M	F	T	M	F	T
1	ADO EKITI	198	229	217	244	345	359	760	832	1,592	3,012	3,063	6,075	3.07	3.07	3.07
2	ADO CENTRAL	311	311	330	337	401	461	1,042	1,109	2,151	3,388	3,649	7,037	3.45	3.66	3.56
3	ADO NORTH	400	388	424	409	539	539	1,363	1,336	2,699	4,573	4,676	9,249	4.66	4.69	4.68
4	ADO WEST	300	358	327	330	425	441	1,052	1,129	2,181	3,692	3,869	7,561	3.76	3.88	3.82
5	EFON ALAYE	421	414	392	407	488	500	1,301	1,321	2,622	3,264	3,200	6,464	3.33	3.21	3.27
6	EKITI EAST	400	429	388	389	463	450	1,251	1,268	2,519	3,030	2,958	5,988	3.09	2.97	3.03
7	EKITI SOUTH EAST	431	462	455	444	555	517	1,441	1,423	2,864	3,421	3,428	6,849	3.49	3.44	3.46
8	EKITI SOUTH WEST	314	288	285	304	381	429	980	1,021	2,001	2,195	2,340	4,535	2.24	2.35	2.29
9	IGBARA/OGOTUN	538	456	480	440	461	544	1,479	1,440	2,919	3,638	3,839	7,477	3.71	3.85	3.78
10	EKITI WEST	202	204	210	183	274	287	686	674	1,360	1,643	1,693	3,336	1.67	1.7	1.69
11	EKAMETA	226	234	263	216	305	359	794	809	1,603	1,860	1,907	3,767	1.89	1.91	1.9
12	OKEMESI/IDO	384	414	444	392	523	589	1,351	1,395	2,746	3,418	3,588	7,006	3.48	3.6	3.54
13	EMURE	468	467	461	475	423	390	1,352	1,332	2,684	3,653	3,573	7,226	3.72	3.58	3.65
14	GBONYIN	335	342	367	365	396	388	1,098	1,095	2,193	3,110	3,114	6,224	3.17	3.12	3.15
15	AYEKIRE	314	324	348	369	360	358	1,022	1,051	2,073	2,950	2,844	5,794	3.01	2.85	2.93
16	IDO/OSI	428	416	454	444	490	443	1,372	1,303	2,675	4,096	4,263	8,359	4.17	4.28	4.23
17	ISOKAN	206	200	209	202	224	220	639	622	1,261	1,844	1,962	3,806	1.88	1.97	1.92
18	IJERO	320	311	322	328	380	359	1,022	998	2,020	3,011	2,943	5,954	3.07	2.95	3.01
19	IREDE	186	190	171	174	214	213	571	577	1,148	1,827	1,897	3,724	1.86	1.9	1.88

20	IREWOLE	229	266	210	220	250	232	689	718	1,407	2,001	2,090	4,091	2.04	2.1	2.07
21	ESO OBE	169	172	160	165	173	198	502	535	1,037	1,484	1,573	3,057	1.51	1.58	1.55
22	IKERE	215	203	182	174	238	248	635	625	1,260	1,557	1,578	3,135	1.59	1.58	1.58
23	IKERE WEST	520	471	477	438	627	660	1,624	1,569	3,193	4,113	4,040	8,153	4.19	4.05	4.12
24	IKOLE	383	340	339	339	357	302	1,079	981	2,060	3,266	3,100	6,366	3.33	3.11	3.22
25	IKOLE WEST	130	105	115	99	110	112	355	316	671	953	883	1,836	0.97	0.89	0.93
26	AJONI	534	513	420	421	365	351	1,319	1,285	2,604	3,521	3,459	6,980	3.59	3.47	3.53
27	KAJOLA	75	74	75	73	75	62	225	209	434	664	634	1,298	0.68	0.64	0.66
28	ILEJEMEJE	303	273	368	307	326	312	997	892	1,889	2,295	2,112	4,407	2.34	2.12	2.23
29	IREPODUN/IFELODUN	219	242	241	284	245	248	705	774	1,479	1,973	2,027	4,000	2.01	2.03	2.02
30	ARAROMI	178	211	250	265	223	223	651	699	1,350	1,604	1,702	3,306	1.63	1.71	1.67
31	IFEDARA	216	255	206	339	270	294	692	888	1,580	2,004	2,239	4,243	2.04	2.25	2.14
32	ISE/ORUN	518	514	486	495	507	483	1,511	1,492	3,003	4,191	4,303	8,494	4.27	4.32	4.29
33	MOBA	297	284	313	285	309	325	919	894	1,813	2,071	2,103	4,174	2.11	2.11	2.11
34	ERO	278	285	311	288	296	307	885	880	1,765	1,908	1,941	3,849	1.94	1.95	1.95
35	OYE	347	335	310	330	315	373	972	1,038	2,010	2,630	2,731	5,361	2.68	2.74	2.71
36	IFESOWAPO	119	111	107	109	133	148	359	368	727	955	957	1,912	0.97	0.96	0.97
37	IFELOJU	265	281	262	248	246	297	773	826	1,599	2,087	2,146	4,233	2.13	2.15	2.14
38	AYEDE	164	159	145	155	132	159	441	473	914	1,256	1,249	2,505	1.28	1.25	1.27
	TOTAL	11,541	11,531	11,524	11,486	12,844	13,180	35,909	36,197	72,106	98,158	99,673	197,831	100	100	100

SOURCE: SUBEB

ENROLMENT IN PUBLIC PRIMARY SCHOOLS BY LGAs/LCDAs 2023, EKITI STATE

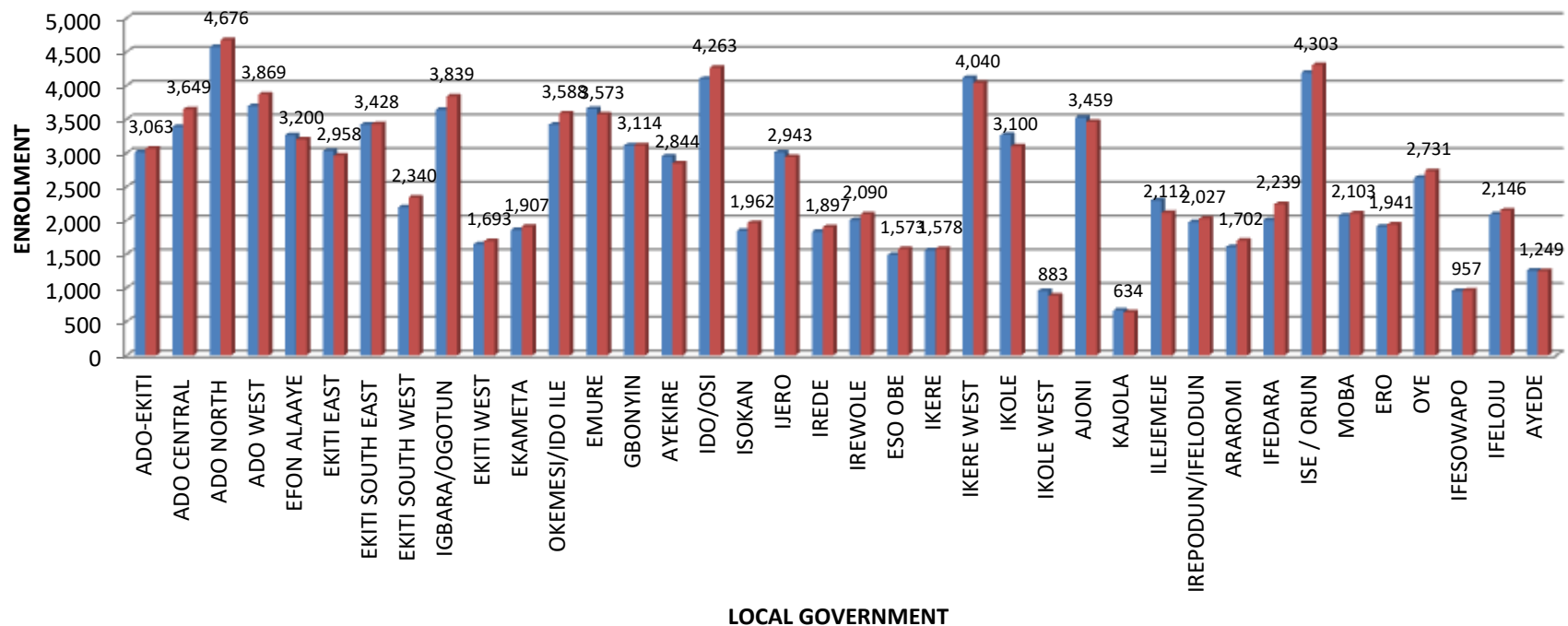


FIG 2.3

Table 2.3 gives information on the number of teaching staff in public primary schools by LGAs/LCDAs. Ikere West LCDA had the highest number of 490 teachers and the least of 40 teachers were in Kajola LCDA .

Table 2.4 shows the number of public primary school teachers by qualification. Out of a total of 8,254 teachers, 8,211 (99.5%) were qualified while only 43 (0.5%) were not qualified.

Table 2.5 The teacher-pupil ratio in public Primary schools in Ekiti State given as 1:24 in the year 2023 was detailed in table 2.5. Local Government analysis shows that Okemesi/Ido LCDA had the ratio of 1:57 each followed by Ajoni with ratio 1:46. Ekiti West Local Government had the least ratio of 1:9 in the year under reference.

Table 2.6 presents key features of primary education that comprises of number of school, number of streams, enrolment, number of teacher as well as average number of pupils per teacher and per streams. It is noted that Okemesi/Ido-ile had the highest number of teacher being 57 and of course highest number of pupil per stream being 51. However, the least number of pupil per teacher and pupil per stream is found in Ekiti west given as 9 as average number of pupil per teacher and 11 being the least number of pupil per stream.

TABLE 2.5
TEACHER/PUPIL RATIO IN PUBLIC NURSERY AND PRIMARY SCHOOL BY LGAs/LCDAs IN EKITI STATE, 2022/2023

S/N	LG/LCDA	TOTAL TEACHERS	TOTAL PUPILS	TEACHER/PUPILS' RATIO
1	ADO EKITI	349	6,075	1:17
2	ADO CENTRAL	312	7,037	1:23
3	ADO NORTH	433	9,249	1:21
4	ADO WEST	430	7,561	1:18
5	EFON ALAYE	309	6,464	1:20
6	EKITI EAST	226	5,988	1:27
7	EKITI SOUTH EAST	234	6,849	1:29
8	EKITI SOUTH WEST	269	4,535	1:17
9	IGBARA/OGOTUN	223	7,477	1:34
10	EKITI WEST	393	3,336	1:9
11	EKAMETA	160	3,767	1:24
12	OKEMESI/IDO-ILE	124	7,006	1:57
13	EMURE	261	7,226	1:28
14	GBONYIN	173	6,224	1:37
15	AYEKIRE	216	5,794	1:27
16	IDO/OSI	346	8,359	1:24
17	ISOKAN	160	3,806	1:24
18	IJERO	203	5,954	1:29
19	IREDE	92	3,724	1:41
20	IREWOLE	92	4,091	1:45
21	ESO OBE	70	3,057	1:44
22	IKERE	207	3,135	1:15
23	IKERE WEST	490	8,153	1:17

24	IKOLE	230	6,366	1:28
25	IKOLE WEST	61	1,836	1:30
26	AJONI	153	6,980	1:46
27	KAJOLA	40	1,298	1:33
28	ILEJEMEJE	184	4,407	1:24
29	IREPODUN/IFELODUN	217	4,000	1:18
30	ARAROMI	196	3,306	1:17
31	IFEDARA	226	4,243	1:19
32	ISE/ORUN	360	8,494	1:24
33	MOBA	197	4,174	1:21
34	ERO	174	3,849	1:22
35	OYE	172	5,361	1:31
36	IFESOWAPO	43	1,912	1:45
37	IFELOJU	158	4,233	1:27
38	AYEDE	71	2,505	1:35
	TOTAL	8,254	197,831	1:24

SOURCE: SUBEB

TABLE 2.6**FEATURES OF PUBLIC PRIMARY EDUCATION BY LGAs/LCDAs, 2022/2023, EKITI STATE**

S/N	LG/LCDA	NO OF SCHOOL	NO OF CLASSES/STREAMS	ENROLMENT	NO OF TEACHER	AVERAGE NO OF PUPIL PER TEACHER	AVE. NO OF PUPILS PER STREAM
1	ADO EKITI	25	295	6,075	349	17	21
2	ADO CENTRAL	22	257	7,037	312	23	27
3	ADO NORTH	30	345	9,249	433	21	27
4	ADO WEST	24	596	7,561	430	18	13
5	EFON ALAYE	31	272	6,464	309	21	24
6	EKITI EAST	29	229	5,988	226	27	26
7	EKITI SOUTH EAST	30	253	6,849	234	29	27
8	EKITI SOUTH WEST	25	221	4,535	269	17	21
9	IGBARA/OGOTUN	38	307	7,477	223	34	24
10	EKITI WEST	32	301	3,336	393	9	11
11	EKAMETA	23	160	3,767	160	24	24
12	OKEMESI/IDO-ILE	16	126	7,006	124	57	51
13	EMURE	39	310	7,226	261	28	23
14	GBONYIN	27	233	6,224	173	36	27
15	AYEKIRE	26	226	5,794	216	27	25
16	IDO/OSI	37	557	8,359	346	24	15
17	ISOKAN	15	157	3,806	160	24	24
18	IJERO	30	252	5,954	203	29	24
19	IREDE	18	146	3,724	92	41	26
20	IREWOLE	21	168	4,091	92	45	24
21	ESO OBE	14	108	3,057	70	44	28
22	IKERE	14	169	3,135	207	15	19
23	IKERE WEST	35	417	8,153	490	17	20
24	IKOLE	28	250	6,366	230	28	26

25	IKOLE WEST	10	79	1,836	61	30	23
26	AJONI	37	244	6,980	153	46	27
27	KAJOLA	7	59	1,298	40	33	22
28	ILEJEMEJE	22	202	4,407	184	24	22
29	IREPODUN/IFELODUN	18	166	4,000	217	18	24
30	ARAROMI	16	131	3,306	196	17	25
31	IFEDARA	22	151	4,243	226	19	28
32	ISE/ORUN	46	387	8,494	360	24	21
33	MOBA	18	160	4,174	197	21	26
34	ERO	19	142	3,849	174	22	27
35	OYE	27	240	5,361	172	31	22
36	IFESOWAPO	8	66	1,912	43	45	29
37	IFELOJU	21	149	4,233	158	27	28
38	AYEDE	12	91	2,505	71	35	28
	TOTAL	912	8,622	197,831	8,254	24	23

SOURCE: SUBEB

TABLE 2.7
DISTRIBUTION OF DROP-OUT IN PUBLIC PRIMARY SCHOOL BY LGAs/LCDAs AND GENDER 2022/2023
SESSION, EKITI STATE

S/N	LG/LCDA	PRY 1		PRY 2		PRY 3		PRY 4		PRY 5		PRY 6		PRY TOTAL		
		M	F	M	F	M	F	M	F	M	F	M	F	M	F	T
1	ADO EKITI	0	0	0	2	0	0	0	1	0	0	1	0	1	3	4
2	ADO CENTRAL	0	0	0	0	0	1	0	0	1	0	0	0	1	1	2
3	ADO NORTH	0	0	1	0	0	1	0	0	0	0	0	1	1	2	3
4	ADO WEST	0	0	0	1	0	0	0	0	0	0	0	2	0	3	3
5	EFON ALAYE	0	0	0	0	1	0	1	0	0	1	1	0	3	1	4
6	EKITI EAST	0	0	1	0	0	0	0	2	0	0	0	1	1	3	4
7	EKITI SOUTH EAST	0	0	0	0	1	0	0	0	1	0	1	0	3	0	3
8	EKITI SOUTH WEST	0	0	0	0	0	2	0	0	0	0	0	1	0	3	3
9	IGBARA/OGOTUN	0	0	0	0	0	0	0	1	0	0	2	0	2	1	3
10	EKITI WEST	0	0	0	1	0	0	0	0	0	1	0	0	0	2	2
11	EKAMETA	0	0	0	0	0	2	0	0	0	0	0	0	0	2	2
12	OKEMESI/IDO-ILE	0	0	0	0	0	0	0	0	0	0	1	0	1	0	1
13	EMURE	0	0	1	0	0	0	0	0	1	0	0	1	2	1	3
14	GBONYIN	0	1	0	1	1	0	2	1	0	2	1	0	4	5	9
15	AYEKIRE	0	0	1	0	2	0	2	1	1	3	0	1	6	5	11
16	IDO/OSI	1	2	3	1	1	1	2	1	3	2	1	2	11	9	20
17	ISOKAN	0	1	2	1	1	2	0	2	1	0	1	0	5	6	11
18	IJERO	1	0	0	1	0	0	0	0	0	0	2	0	3	1	4
19	IREDE	0	0	0	0	2	0	0	2	0	1	0	0	2	3	5
20	IREWOLE	0	0	0	1	0	0	2	1	0	0	0	1	2	3	5
21	ESO OBE	0	1	0	0	1	0	0	0	0	0	0	0	1	1	2

22	IKERE	0	0	1	0	0	0	1	0	0	1	0	2	2	3	5
23	IKERE WEST	0	0	0	0	0	0	3	0	2	0	0	0	5	0	5
24	IKOLE	2	1	2	0	0	1	1	1	0	1	0	1	5	5	10
25	IKOLE WEST	1	0	2	0	0	0	2	0	1	0	1	0	7	0	7
26	AJONI	0	0	0	1	1	1	0	0	1	0	2	0	4	2	6
27	KAJOLA	1	0	1	0	1	0	1	0	2	0	0	0	6	0	6
28	ILEJEMEJE	0	1	0	1	0	0	0	2	0	0	0	1	0	5	5
29	IREPODUN/IFELODUN	0	1	1	1	0	0	0	0	0	0	0	1	7	6	13
30	ARAROMI	0	2	1	0	1	0	0	1	0	0	0	0	2	3	5
31	IFEDARA	0	0	3	0	1	0	0	0	0	0	0	0	4	0	4
32	ISE/ORUN	1	0	0	2	1	1	0	0	1	0	1	2	4	5	9
33	MOBA	0	0	1	1	1	0	0	0	0	0	0	1	2	2	4
34	ERO	0	1	2	0	0	0	0	1	0	0	0	0	2	2	4
35	OYE	0	0	0	0	0	0	0	0	0	0	0	0	0	0	0
36	IFESOWAPO	0	0	0	0	0	1	0	1	0	0	0	0	0	2	2
37	IFELOJU	0	0	0	2	0	0	0	0	0	0	0	0	0	2	2
38	AYEDE	0	1	0	0	0	0	0	0	0	0	1	0	1	1	2
	TOTAL	7	12	23	17	16	13	17	18	15	12	16	18	100	93	193

SOURCE: SUBEB.

TABLE 2.8
DISTRIBUTION OF REPEATERS IN PUBLIC PRIMARY SCHOOLS BY LGAs/LCDAs AND GENDER IN EKITI STATE, 2022/2023

S/N	LGA/LCDA	PRY 1		PRY 2		PRY 3		PRY 4		PRY 5		PRY 6		PRY TOTAL		
		M	F	M	F	M	F	M	F	M	F	M	F	M	F	T
1	ADO EKITI	0	0	0	0	0	2	0	1	0	0	1	2	1	5	6
2	ADO CENTRAL	0	0	0	0	0	1	0	0	0	0	0	0	0	1	1
3	ADO NORTH	0	0	1	0	0	1	0	2	2	0	0	0	3	3	6
4	ADO WEST	0	0	0	1	0	0	0	0	0	0	0	1	0	2	2
5	EFON ALAYE	1	2	1	0	2	2	2	1	2	1	1	1	9	9	18
6	EKITI EAST	0	2	1	2	3	1	0	1	1	2	0	1	5	9	14
7	EKITI SOUTH EAST	0	0	2	3	1	3	0	0	2	0	1	0	6	6	12
8	EKITI SOUTH WEST	0	1	1	0	2	0	0	1	2	1	0	1	5	4	9
9	IGBARA/OGOTUN	1	2	1	0	0	1	0	2	0	0	1	2	3	7	10
10	EKITI WEST	3	2	1	1	2	1	3	3	0	1	0	0	9	8	17
11	EKAMETA	4	3	0	2	1	2	2	0	0	1	0	1	7	9	16
12	OKEMESI/IDO-ILE	2	6	0	1	3	2	1	0	0	1	0	0	6	10	16
13	EMURE	1	0	1	0	2	0	1	1	0	0	1	1	6	2	8
14	GBONYIN	0	0	4	1	5	3	2	1	2	1	0	0	13	6	19
15	AYEKIRE	0	0	3	3	4	3	2	2	1	2	0	0	10	10	20
16	IDO/OSI	0	0	2	4	1	5	1	1	2	1	3	2	9	13	22
17	ISOKAN	0	0	1	2	3	1	2	1	2	1	1	2	9	7	16
18	IJERO	1	1	1	0	1	2	1	0	2	1	0	1	6	5	11
19	IREDE	0	2	2	1	0	1	2	0	2	1	0	0	6	5	11

20	IREWOLE	1	1	1	1	0	2	0	0	1	2	0	0	3	6	9
21	ESO OBE	1	1	2	1	0	1	0	2	2	1	0	0	5	6	11
22	IKERE	2	0	2	3	2	1	1	0	2	1	2	2	11	7	18
23	IKERE WEST	3	2	4	2	1	3	3	0	3	1	0	2	14	10	24
24	IKOLE	2	3	1	3	1	1	1	0	2	1	0	0	7	8	15
25	IKOLE WEST	3	2	0	1	2	1	11	0	0	0	0	0	16	4	20
26	AJONI	2	1	0	3	0	1	0	0	2	0	0	0	4	5	9
27	KAJOLA	3	3	0	2	1	0	2	0	0	0	0	0	6	5	11
28	ILEJEMEJE	0	0	3	2	1	0	2	2	1	2	2	0	9	6	15
29	IREPODUN/IFELODUN	1	1	0	1	0	1	0	0	0	0	1	0	2	3	5
30	ARAROMI	1	1	1	2	1	0	0	0	0	1	0	1	3	5	8
31	IFEDARA	2	0	1	0	2	0	0	0	0	0	0	1	5	1	6
32	ISE/ORUN	3	2	4	0	1	1	4	0	3	2	0	0	15	5	20
33	MOBA	2	1	2	1	2	1	0	0	0	1	1	1	7	5	12
34	ERO	1	1	0	2	1	0	0	0	0	0	0	1	2	4	6
35	OYE	1	0	1	0	2	1	1	0	2	1	0	1	7	3	10
36	IFESOWAPO	0	1	1	0	0	2	0	1	1	2	0	2	2	8	10
37	IFELOJU	0	0	2	0	1	0	0	2	1	0	2	0	6	2	8
38	AYEDE	0	1	0	0	0	0	0	2	0	2	0	1	0	6	6
	TOTAL	41	42	47	45	48	47	44	26	40	31	17	27	237	220	457

SOURCE: SUBEB

Table 2.7 shows the distribution of drop- out in public primary schools by LGA/LCDA in 2022/2023 session. There was a total number of 193 Drop-out of which 100 were male and 93 female.

Table 2.8 gives the distribution of repeaters in public primary schools by LGA/LCDA and gender in 2022/2023 session. Out of a total of 457 repeaters 237 were male and 220 female.

CHAPTER THREE SECONDARY EDUCATION

This chapter gives information on secondary education in the state for 2022/2023 academic session.

Table 3.1 shows the number of public secondary school's teachers and enrolment for both junior and senior students by LGA/LCDA.

There were 191 schools with Ajoni LCDA having the highest number of schools as 9 (4.7%) while Kajola and Ayede LGA/LCDA had the lowest number of school as 1 (0.5%) each. The total number of public secondary school teachers was 7,313 Ado North LCDA had the highest number of teachers, 423 (5.8%) and Kajola had the least number of teachers 28 (0.4%). The number of schools for private secondary school is also given. Ado had the highest number of 135, while Ilejemeje had the least of only 1 private school.

The total enrolment being for Public Secondary was 125,886. Ado North LCDA had the highest given as number of school also had the highest enrolment of 8,976 (7.1%) while Kajola had the lowest enrolment of 849 (0.7%). See details in table 3.2

Table 3.3 revealed the teacher/ student ratio in public secondary schools given as 1:17. Eso-obe had the ratio of 1:34 followed by Kajola with ratio 1:30 Ifedara had the ratio of 1:9 in the reference year

There was no significant gender disparity among students in Secondary School (see table 3.5)

Analysis for WAEC was provided but NECO result is not available for 2023.



Table 3.9 shows the analysis of WAEC results for 2023. It was discovered that 16,001 students registered for the examination out of which 74% had 5 credits and above and 42% of those who sat for the examination passed with five credits and above including English and Mathematics. Percentage of Students with 5 credits and above in 2022 was 73.8% which was lower than that of 2023 which was 74% but Percentage of Students with 5 credits and above including English and Mathematics in 2022 was 56.1% which was higher than that of 2023.

CHAPTER THREE

TABLE 3.1

DISTRIBUTION OF NUMBER OF SCHOOL/TEACHER AND ENROLMENT IN PUBLIC SECONDARY SCHOOL BY LGAs/LCDAs IN EKITI STATE, 2022/2023

S/N	LGAs/LCDAs	PUBLIC			PRIVATE		
		JUNIOR +SENIOR SECONDARY SCHOOL			JUNIOR +SENIOR SECONDARY SCHOOL		
		NO OF SCHOOL	NO OF TEACHER	TOTAL ENROLMENT	NO OF SCHOOL	NO OF TEACHER	TOTAL ENROLMENT
1	ADO EKITI	3	332	4,531	135		
2	ADO CENTRAL	3	317	4,120			
3	ADO NORTH	8	423	8,976			
4	ADO WEST	7	405	8,132			
5	EFON ALAYE	5	192	3,824	4		
6	EKITI EAST	7	187	4,381	22		
7	EKITI SOUTH EAST	4	108	2,535			
8	EKITI SOUTH WEST	5	282	4,893	9		
9	IGBARA/OGOTUN	5	152	3,020			
10	EKITI WEST	5	168	3,215	18		
11	EKAMETA	4	104	1,679			
12	OKEMESI/IDO	4	118	2,552			
13	EMURE	5	157	3,257	10		
14	GBONYIN	8	303	5,128	10		
15	AYEKIRE	5	139	2,681			
16	IDO/OSI	8	339	4,322	15		

17	ISOKAN	7	225	3,295			
18	IJERO	8	248	4,620	15		
19	IREDE	3	83	1,558			
20	IREWOLEDE	6	53	1,280			
21	ESO OBE	2	44	1,486			
22	IKERE SOUTH	4	258	3,322	18		
23	IKERE WEST	6	322	4,173			
24	IKOLE	5	167	3,592	19		
25	IKOLE WEST	3	91	1,861			
26	AJONI	9	201	3,844			
27	KAJOLA	1	28	849			
28	ILEJEMEJE	6	138	2,448	1		
29	IREPODUN/IFELODUN	4	202	2,098	16		
30	ARAROMI	4	242	3,483			
31	IFEDARA	4	218	1,955			
32	ISE/ORUN	8	256	4,662	19		
33	MOBA	5	197	3,838	11		
34	ERO	6	149	1,979			
35	OYE	5	195	3,242	11		
36	IFESOWAPO	4	110	2,105			
37	IFELOJU	4	122	2,047			
38	AYEDE	1	38	903			
	TOTAL(M+F)	191	7,313	125,886	333		

TABLE 3.2**DISTRIBUTION OF TEACHERS/STUDENT RATIO IN PUBLIC SECONDARY SCHOOL BY LGAs/LCDA IN EKITI STATE,2023**

S/N	LGAs/LCDAs	PUBLIC		
		TOTAL NO. OF STUDENT	TOTAL NO. OF TEACHER	TEACHER/STUDENT RATIO
1	ADO EKITI	4,531	332	1:14
2	ADO CENTRAL	4,120	317	1:13
3	ADO NORTH	8,976	423	1:21
4	ADO WEST	8,132	405	1:20
5	EFON ALAYE	3,824	192	1:20
6	EKITI EAST	4,381	187	1:23
7	EKITI SOUTH EAST	2,535	108	1:23
8	EKITI SOUTH WEST	4,893	282	1:17
9	IGBARA/OGOTUN	3,020	152	1:20
10	EKITI WEST	3,215	168	1:19
11	EKAMETA	1,679	104	1:16
12	OKEMESI/IDO-ILE++	2,552	118	1:22
13	EMURE	3,257	157	1:21
14	GBONYIN	5,128	303	1:17
15	AYEKIRE	2,681	139	1:19
16	IDO/OSI	4,322	339	1:13
17	ISOKAN	3,295	225	1:15
18	IJERO	4,620	248	1:19
19	IREDE	1,558	83	1:19
20	IREWOLEDE	1,280	53	1:24

21	ESO OBE	1,486	44	1:34
22	IKERE SOUTH	3,322	258	1:13
23	IKERE WEST	4,173	322	1:13
24	IKOLE	3,592	167	1:22
25	IKOLE WEST	1,861	91	1:20
26	AJONI	3,844	201	1:19
27	KAJOLA	849	28	1:30
28	ILEJEMEJE	2,448	138	1:18
29	IREPODUN/IFELODUN	2,098	202	1:10
30	ARAROMI	3,483	242	1:14
31	IFEDARA	1,955	218	1:9
32	ISE/ORUN	4,662	256	1:18
33	MOBA	3,838	197	1:19
34	ERO	1,979	149	1:13
35	OYE	3,242	195	1:17
36	IFESOWAPO	2,105	110	1:19
37	IFELOJU	2,047	122	1:17
38	AYEDE	903	38	1:24
	TOTAL	125,886	7,313	1:17

SOURCE: TEACHING SERVICE COMMISSION

TABLE 3.3
DISTRIBUTION OF TEACHER/STUDENT RATIO IN PUBLIC SECONDARY SCHOOL BY LG/LCDA IN EKITI STATE, 2022/2023

S/N	LGEA	NO OF TEACHER			QUALIFIED TEACHER					
		M	F	T	M	%	F	%	T	%
1	ADO EKITI	122	210	332	122	100	210	100	332	100
2	ADO CENTRAL	73	244	317	73	100	244	100	317	100
3	ADO NORTH	127	296	423	127	100	296	100	423	100
4	ADO WEST	156	249	405	156	100	249	100	405	100
5	EFON ALAYE	56	136	192	56	100	136	100	192	100
6	EKITI EAST	82	105	187	82	100	105	100	187	100
7	EKITI SOUTH EAST	78	30	108	78	100	30	100	108	100
8	EKITI SOUTH WEST	103	179	282	103	100	179	100	282	100
9	IGBARA/OGOTUN	79	73	152	79	100	73	100	152	100
10	EKITI WEST	45	123	168	45	100	123	100	168	100
11	EKAMETA	41	63	104	41	100	63	100	104	100
12	OKEMESI/IDO-ILE	41	77	118	41	100	77	100	118	100
13	EMURE	82	75	157	82	100	75	100	157	100
14	GBONYIN	118	185	303	118	100	185	100	303	100
15	AYEKIRE	68	71	139	68	100	71	100	139	100
16	IDO/OSI	152	187	339	152	100	187	100	339	100
17	ISOKAN	123	102	225	123	100	102	100	225	100
18	IJERO	93	155	248	93	100	155	100	248	100
19	IREDE	53	30	83	53	100	30	100	83	100
20	IREWOLEDE	31	22	53	31	100	22	100	53	100
21	ESO OBE	18	26	44	18	100	26	100	44	100
22	IKERE SOUTH	69	189	258	69	100	189	100	258	100
23	IKERE WEST	92	230	322	92	100	230	100	322	100

24	IKOLE	75	92	167	75	100	92	100	167	100
25	IKOLE WEST	44	47	91	44	100	47	100	91	100
26	AJONI	78	123	201	78	100	123	100	201	100
27	KAJOLA	7	21	28	7	100	21	100	28	100
28	ILEJEMEJE	83	55	138	83	100	55	100	138	100
29	IREPODUN/IFELODUN	58	144	202	58	100	144	100	202	100
30	ARAROMI	88	154	242	88	100	154	100	242	100
31	IFEDARA	65	153	218	65	100	153	100	218	100
32	ISE/ORUN	106	150	256	106	100	150	100	256	100
33	MOBA	88	109	197	88	100	109	100	197	100
34	ERO	68	81	149	68	100	81	100	149	100
35	OYE	63	132	195	63	100	132	100	195	100
36	IFESOWAPO	29	81	110	29	100	81	100	110	100
37	IFELOJU	37	85	122	37	100	85	100	122	100
38	AYEDE	12	26	38	100	100	26	100	38	100
TOTAL		2,803	4,510	7,313	2,803	100	4,510	100	100	100

SOURCE: TEACHING SERVICE COMMISSION

TABLE 3.4
PERCENTAGE DISTRIBUTION OF ENROLMENT IN PUBLIC JUNIOR SECONDARY SCHOOL IN EKITI STATE, 2022/2023

S/N	LGA/LCDA	JSS 1			JSS II			JSS III			JSS TOTAL			PERCENTAGE	
		M	F	T	M	F	T	M	F	T	M	F	T	M	F
1	ADO EKITI	432	410	842	395	346	741	394	377	771	1,221	1,133	2,354	51.9	48.1
2	ADO CENTRAL	388	375	763	342	409	751	299	345	644	1,029	1,129	2,158	47.7	52.3
3	ADO NORTH	815	807	1622	735	767	1502	675	697	1,372	2,225	2,271	4,496	49.5	50.5
4	ADO WEST	728	777	1505	717	721	1438	687	654	1,341	2,132	2,152	4,284	49.8	50.2
5	EFON ALAYE	349	328	677	287	228	515	332	330	662	968	886	1,854	52.2	47.8
6	EKITI EAST	448	462	910	402	439	841	457	485	942	1,307	1,386	2,693	48.5	51.5
7	EKITI SOUTH EAST	211	253	464	252	279	531	177	186	363	640	718	1,358	47.1	52.9
8	EKITI SOUTH WEST	415	432	847	431	404	835	348	286	634	1,194	1,122	2,316	51.6	48.4
9	IGBARA/OGOTUN	224	254	478	223	288	511	222	311	533	669	853	1,522	44.0	56.0
10	EKITI WEST	305	313	618	255	285	540	228	246	474	788	844	1,632	48.3	51.7
11	EKAMETA	148	162	310	142	144	286	135	164	299	425	470	895	47.5	52.5
12	OKEMESI/IDO-ILE	178	175	353	235	239	474	178	217	395	591	631	1,222	48.4	51.6
13	EMURE	215	238	453	218	202	420	300	348	648	733	788	1,521	48.2	51.8
14	GBONYIN	482	483	965	486	462	948	501	485	986	1,469	1,430	2,899	50.7	49.3
15	AYEKIRE	225	235	460	234	248	482	245	253	498	704	736	1,440	48.9	51.1
16	IDO/OSI	357	361	718	312	367	679	278	326	604	947	1,054	2,001	47.3	52.7
17	ISOKAN	205	233	438	208	241	449	156	200	356	569	674	1,243	45.8	54.2
18	IJERO	388	397	785	429	405	834	405	388	793	1,222	1,190	2,412	50.7	49.3
19	IREDE	120	144	264	111	131	242	132	151	283	363	426	789	46.0	54.0
20	IREWOLEDE	98	125	223	137	155	292	89	107	196	324	387	711	45.6	54.4
21	ESO OBE	134	152	286	151	108	259	183	126	309	468	386	854	54.8	45.2
22	IKERE SOUTH	225	312	537	347	362	709	315	326	641	887	1,000	1,887	47.0	53.0
23	IKERE WEST	333	342	675	335	357	692	362	382	744	1,030	1,081	2,111	48.8	51.2
24	IKOLE	284	302	586	348	304	652	338	326	664	970	932	1,902	51.0	49.0

25	IKOLE WEST	117	116	233	147	152	299	169	191	360	433	459	892	48.5	51.5
26	AJONI	332	323	655	321	272	593	384	295	679	1,037	890	1,927	53.8	46.2
27	KAJOLA	76	81	157	98	95	193	81	96	177	255	272	527	48.4	51.6
28	ILEJEMEJE	230	244	474	281	307	588	147	193	340	658	744	1,402	46.9	53.1
29	I REPODUN/IFELODUN	211	234	445	162	158	320	145	136	281	518	528	1,046	49.5	50.5
30	ARAROMI	269	283	552	275	252	527	309	253	562	853	788	1,641	52.0	48.0
31	IFEDARA	203	218	421	188	199	387	140	171	311	531	588	1,119	47.5	52.5
32	ISE/ORUN	378	382	760	357	310	667	438	393	831	1,173	1,085	2,258	51.9	48.1
33	MOBA	322	318	640	290	301	591	330	332	662	942	951	1,893	49.8	50.2
34	ERO	232	230	462	124	140	264	147	178	325	503	548	1,051	47.9	52.1
35	OYE	241	262	503	281	290	571	222	227	449	744	779	1,523	48.9	51.1
36	IFESOWAPO	285	141	426	111	120	231	187	180	367	583	441	1,024	56.9	43.1
37	IFELOJU	121	86	207	127	119	246	173	198	371	421	403	824	51.1	48.9
38	AYEDE	124	74	198	78	80	158	88	58	146	290	212	502	57.8	42.2
TOTAL		10,848	11,064	21,912	10,572	10,686	21,258	10,396	10,617	21,013	31,816	32,367	64,183	49.5	50.4

SOURCE: TEACHING SERVICE COMMISSION

TABLE 3.5
PERCENTAGE DISTRIBUTION OF ENROLMENT IN PUBLIC SENIOR SECONDARY SCHOOL IN EKITI STATE, 2022/2023

S/N	LGA/LCDA	SSS I			SSS II			SSS III			SSS TOTAL			SSS PERCENTAGE	
		M	F	T	M	F	T	M	F	T	M	F	T	M	F
1	ADO EKITI	355	368	723	365	351	716	363	375	738	1083	1094	2177	49.0	51.0
2	ADO CENTRAL	348	375	723	280	299	579	309	351	660	937	1025	1962	45.9	54.1
3	ADO NORTH	796	777	1573	785	781	1566	713	628	1341	2294	2186	4480	47.1	52.9
4	ADO WEST	681	679	1360	666	710	1376	541	571	1112	1888	1960	3848	46.9	53.1
5	EFON ALAYE	234	295	529	294	349	643	385	413	798	913	1057	1970	45.4	54.6
6	EKITI EAST	289	324	613	294	275	569	248	258	506	831	857	1688	48.9	51.1
7	EKITI SOUTH EAST	189	223	412	185	218	403	200	162	362	574	603	1177	48.3	51.7
8	EKITI SOUTH WEST	475	395	870	382	425	807	444	456	900	1301	1276	2577	48.8	51.2
9	IGBARA/OGOTUN	254	265	519	284	257	541	211	227	438	749	749	1498	40.7	59.3
10	EKITI WEST	275	261	536	243	308	551	255	241	496	773	810	1583	46.6	53.4
11	EKAMETA	162	194	356	123	144	267	99	62	161	384	400	784	46.4	53.6
12	OKEMESI/IDO-ILE	212	277	489	198	216	414	201	226	427	611	719	1330	46.3	53.7
13	EMURE	294	354	648	324	345	669	200	219	419	818	918	1736	52.0	48.0
14	GBONYIN	342	399	741	386	432	818	318	352	670	1046	1183	2229	53.1	46.9
15	AYEKIRE	186	252	438	245	236	481	133	189	322	564	677	1241	49.5	50.5
16	IDO/OSI	409	386	795	376	408	784	350	392	742	1135	1186	2321	53.8	46.2
17	ISOKAN	321	341	662	400	382	782	270	338	608	991	1061	2052	48.1	51.9
18	IJERO	432	398	830	401	445	846	245	287	532	1078	1130	2208	48.1	51.9
19	IREDE	124	152	276	111	174	285	78	130	208	313	456	769	49.4	50.6
20	IREWOLEDE	68	92	160	125	109	234	72	103	175	265	304	569	51.8	48.2
21	ESO OBE	88	110	198	80	129	209	125	100	225	293	339	632	45.8	54.2
22	IKERE SOUTH	256	287	543	241	296	537	168	187	355	665	770	1435	50.1	49.9
23	IKERE WEST	466	412	878	369	360	729	238	217	455	1073	989	2062	55.4	44.6
24	IKOLE	355	216	571	395	388	783	147	189	336	897	793	1690	44.6	55.4

25	IKOLE WEST	148	126	274	208	225	433	124	138	262	480	489	969	50.1	49.9
26	AJONI	365	315	680	350	288	638	317	282	599	1032	885	1917	46.0	54.0
27	KAJOLA	73	81	154	40	54	94	42	32	74	155	167	322	51.3	48.7
28	ILEJEMEJE	190	215	405	151	147	298	162	181	343	503	543	1046	44.4	55.6
29	IREPODUN/IFELODUN	187	201	388	145	145	290	188	186	374	520	532	1052	49.2	50.8
30	ARAROMI	322	265	587	388	341	729	245	281	526	955	887	1842	49.0	51.0
31	IFEDARA	112	134	246	137	172	309	134	147	281	383	453	836	45.9	54.1
32	ISE/ORUN	497	482	979	405	428	833	303	289	592	1205	1199	2404	47.1	52.9
33	MOBA	407	389	796	385	208	593	285	271	556	1077	868	1945	46.9	53.1
34	ERO	127	168	295	142	165	307	145	181	326	414	514	928	45.4	54.6
35	OYE	328	364	692	288	280	568	245	214	459	861	858	1719	48.9	51.1
36	IFESOWAPO	162	185	347	183	217	400	152	182	334	497	584	1081	48.3	51.7
37	IFELOJU	162	157	319	248	237	485	217	202	419	627	596	1223	48.8	51.2
38	AYEDE	66	80	146	70	89	159	42	54	96	178	223	401	40.7	59.3
	TOTAL(M+F)	10757	10994	21751	10692	11033	21725	8914	9313	18227	30363	31340	61703	46.6	53.4

SOURCE: TEACHING SERVICE COMMISSION

TABLE 3.6

PERCENTAGE DISTRIBUTION OF ENROLMENT IN PUBLIC JUNIOR/SENIOR SECONDARY SCHOOL BY GENDER AND LG/LCDA IN EKITI STATE, 2022/2023

S/N	LGA/LCDA	JSS TOTAL			SSS TOTAL			GRAND TOTAL			JSS PERCENTAGE			SSS PERCENTAGE		
		M	F	T	M	F	T	M	F	T	M	F	T	M	F	T
1	ADO EKITI	1221	1133	2354	1083	1094	2177	2304	2227	4531	53.0	50.9	17.3	47.0	49.1	16.0
2	ADO CENTRAL	1029	1129	2158	937	1025	1962	1966	2154	4120	52.3	52.4	17.5	47.7	47.6	15.9
3	ADO NORTH	2225	2271	4496	2294	2186	4480	4519	4457	8976	49.2	51.0	16.7	50.8	49.0	16.6
4	ADO WEST	2132	2152	4284	1888	1960	3848	4020	4112	8132	53.0	52.3	17.6	47.0	47.7	15.8
5	EFON ALAYE	968	886	1854	913	1057	1970	1881	1943	3824	51.5	45.6	16.2	48.5	54.4	17.2
6	EKITI EAST	1307	1386	2693	831	857	1688	2138	2243	4381	61.1	61.8	20.5	38.9	38.2	12.8
7	EKITI SOUTH EAST	640	718	1358	574	603	1177	1214	1321	2535	52.7	54.4	17.9	47.3	45.6	15.5
8	EKITI SOUTH WEST	1194	1122	2316	1301	1276	2577	2495	2398	4893	47.9	46.8	15.8	52.1	53.2	17.6
9	IGBARA/OGOTUN	669	853	1522	749	749	1498	1418	1602	3020	47.2	53.2	16.8	52.8	46.8	16.5
10	EKITI WEST	788	844	1632	773	810	1583	1561	1654	3215	50.5	51.0	16.9	49.5	49.0	16.4
11	EKAMETA	425	470	895	384	400	784	809	870	1679	52.5	54.0	17.8	47.5	46.0	15.6
12	OKEMESI/IDO-ILE	591	631	1222	611	719	1330	1202	1350	2552	49.2	46.7	16.0	50.8	53.3	17.4
13	EMURE	733	788	1521	818	918	1736	1551	1706	3257	47.3	46.2	15.6	52.7	53.8	17.8
14	GBONYIN	1469	1430	2899	1046	1183	2229	2515	2613	5128	58.4	54.7	18.8	41.6	45.3	14.5
15	AYEKIRE	704	736	1440	564	677	1241	1268	1413	2681	55.5	52.1	17.9	44.5	47.9	15.4
16	IDO/OSI	947	1054	2001	1135	1186	2321	2082	2240	4322	45.5	47.1	15.4	54.5	52.9	17.9
17	ISOKAN	569	674	1243	991	1061	2052	1560	1735	3295	36.5	38.8	12.6	63.5	61.2	20.8
18	IJERO	1222	1190	2412	1078	1130	2208	2300	2320	4620	53.1	51.3	17.4	46.9	48.7	15.9
19	IREDE	363	426	789	313	456	769	676	882	1558	53.7	48.3	16.9	46.3	51.7	16.5
20	IREWOLEDE	324	387	711	265	304	569	589	691	1280	55.0	56.0	18.5	45.0	44.0	14.8
21	ESO OBE	468	386	854	293	339	632	761	725	1486	61.5	53.2	19.2	38.5	46.8	14.2
22	IKERE SOUTH	887	1000	1887	665	770	1435	1552	1770	3322	57.2	56.5	18.9	42.8	43.5	14.4
23	IKERE WEST	1030	1081	2111	1073	989	2062	2103	2070	4173	49.0	52.2	16.9	51.0	47.8	16.5

24	IKOLE	970	932	1902	897	793	1690	1867	1725	3592	52.0	54.0	17.7	48.0	46.0	15.7
25	IKOLE WEST	433	459	892	480	489	969	913	948	1861	47.4	48.4	16.0	52.6	51.6	17.4
26	AJONI	1037	890	1927	1032	885	1917	2069	1775	3844	50.1	50.1	16.7	49.9	49.9	16.6
27	KAJOLA	255	272	527	155	167	322	410	439	849	62.2	62.0	20.7	37.8	38.0	12.6
28	ILEJEMEJE	658	744	1402	503	543	1046	1161	1287	2448	56.7	57.8	19.1	43.3	42.2	14.2
29	IREPODUN/IFELODUN	518	528	1046	520	532	1052	1038	1060	2098	49.9	49.8	16.6	50.1	50.2	16.7
30	ARAROMI	853	788	1641	955	887	1842	1808	1675	3483	47.2	47.0	15.7	52.8	53.0	17.6
31	IFEDARA	531	588	1119	383	453	836	914	1041	1955	58.1	56.5	19.1	41.9	43.5	14.3
32	ISE/ORUN	1173	1085	2258	1205	1199	2404	2378	2284	4662	49.3	47.5	16.1	50.7	52.5	17.2
33	MOBA	942	951	1893	1077	868	1945	2019	1819	3838	46.7	52.3	16.4	53.3	47.7	16.9
34	ERO	503	548	1051	414	514	928	917	1062	1979	54.9	51.6	17.7	45.1	48.4	15.6
35	OYE	744	779	1523	861	858	1719	1605	1637	3242	46.4	47.6	15.7	53.6	52.4	17.7
36	IFESOWAPO	583	441	1024	497	584	1081	1080	1025	2105	54.0	43.0	16.2	46.0	57.0	17.1
37	IFELOJU	421	403	824	627	596	1223	1048	999	2047	40.2	40.3	13.4	59.8	59.7	19.9
38	AYEDE	290	212	502	178	223	401	468	435	903	62.0	48.7	18.5	38.0	51.3	14.8
	TOTAL(M+F)	31816	32367	64183	30363	31340	61703	62179	63707	125886	51.2	50.8	17.0	48.8	49.2	16.3

SOURCE: TEACHING SERVICE COMMISSION

ENROLMENT IN PUBLIC SECONDARY SCHOOLS BY LOCAL GOVERNMENT 2023, EKITI STATE

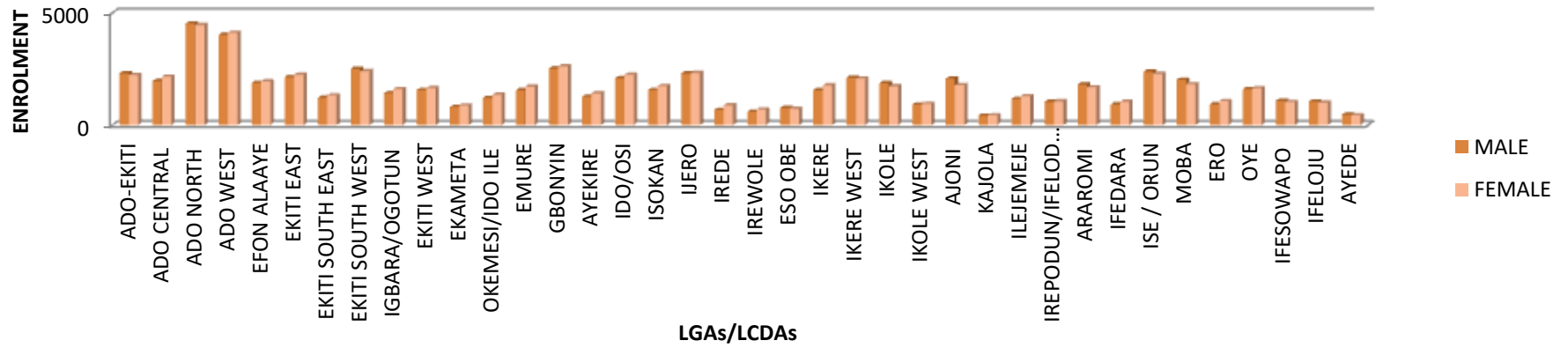


FIG 3.1

TABLE 3.7a
AGE DISTRIBUTION OF ENROLMENT IN PUBLIC SENIOR SECONDARY SCHOOL BY AGE AND STREAM
DISTRIBUTION 2022/2023, EKITI STATE

	J.S.S.1		J.S.S.2		J.S.S.3		GRAND TOTAL		
ENROLMENT	3889		6431		6630		16950		
Age Category	M	F	M	F	M	F	M	F	T
Below 12 Years	25	32	54	74	285	346	364	452	816
12-14 Years	10,663	10,874	10,361	10,504	10,193	10,426	31217	31804	63021
15-17 Years	872	830	873	859	804	881	2549	2570	5119
ABOVE 17 Years	2,882	2,901	3,173	3,209	3,183	3,361	9238	9471	18709
Total	14,442	14,637	14,461	14,646	14,465	15,014	43368	44297	87665

**ENROLMENT IN PUBLIC JUNIOR SECONDARY SCHOOL BY AGE
CATEGORY 2022/2023, EKITI STATE**



FIG 3.2

TABLE 3.7b**SUMMARY OF ENROLMENT IN PUBLIC SENIOR SECONDARY SCHOOL BY AGE AND STREAM DISTRIBUTION
2022/2023, EKITI STATE**

	S.S.S.1		S.S.S.2		S.S.S.3		GRAND TOTAL		
NO OF STREAM	70		63		55		188		
Age Category	M	F	M	F	M	F	M	F	T
Below 12 Years	458	258	870	649	1,300	1,319	2628	2226	4854
12-14 Years	10,171	10,337	9,992	10,363	8,332	8,656	28495	29356	57851
15-17 Years	1,659	1,770	2,001	1,796	1,582	1,794	5242	5360	10602
ABOVE 17 Years	7,059	7,313	11,108	7,354	6,414	11,441	24581	26108	50689
Total	19,347	19,678	23,971	20,162	17,628	23,210	60946	63050	123996

SOURCE: TEACHING SERVICE COMMISSION

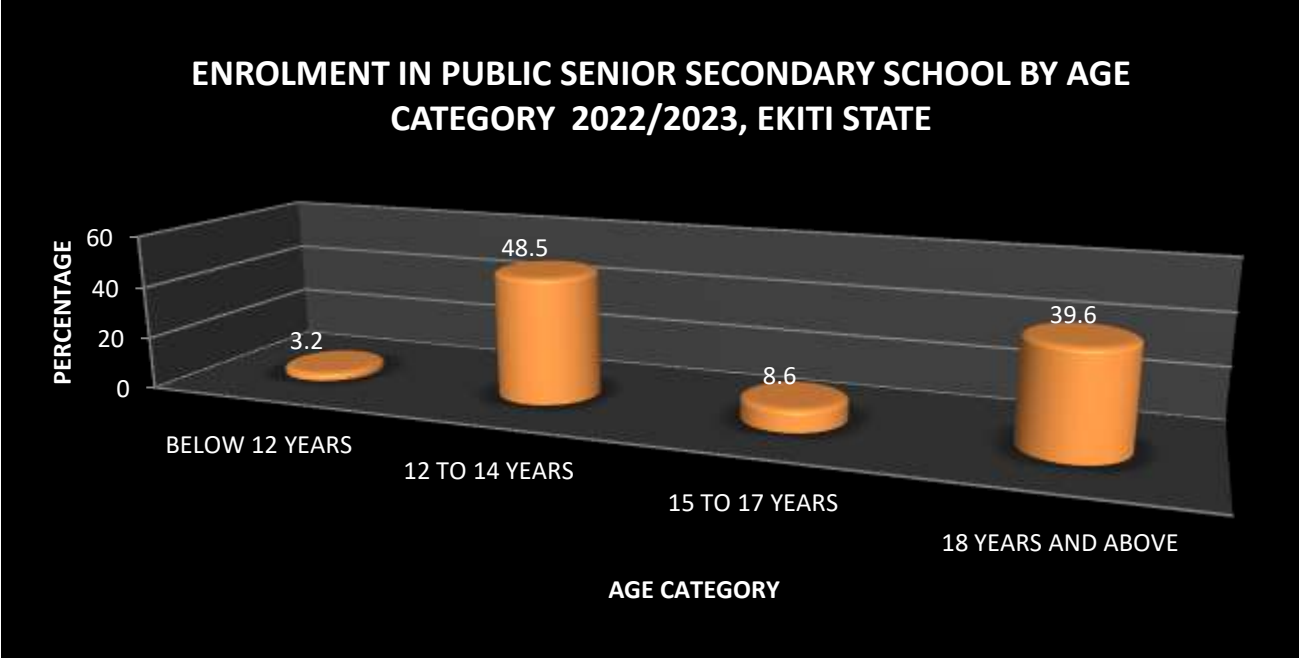


FIG 3.3

TABLE 3.8

ANALYSIS OF STUDENTS PERFORMANCE IN WAEC FOR YEAR 2023, EKITI STATE

S/ N	SUBJECTS	NO REGISTERED			A1 TO B3				C4 TO C6				D7 TO E8				FAILURE				ABSENT			
		M	F	T	M	F	T	%	M	F	T	%	M	F	T	%	M	F	T	%	M	F	T	%
1	English Language	8,040	7,961	16,001	358	363	721	5	2,825	3,157	5,982	37	2,511	2,582	5,093	32	2,346	1,859	4,205	26	0	0	0	0
2	Yoruba Language	3,585	2,946	6,531	213	254	467	7	924	966	1,890	29	1,109	831	1,940	30	1,339	895	2,234	34	0	0	0	0
3	Mathematics	8,040	7,961	16,001	3,182	3,587	6,769	42	2,649	2,246	4,895	31	716	692	1,408	9	1,493	1,436	2,929	18	0	0	0	0
4	Biology	3,518	4,328	7,846	555	726	1,281	16	1,858	2,413	4,271	54	764	823	1,587	20	341	366	707	9	0	0	0	0
5	Economics	5,307	5,114	10,421	1,163	1,449	2,612	25	2,392	2,087	4,479	43	708	629	1,337	13	1,044	949	1,993	19	0	0	0	0
6	Physics	3,414	4,234	7,648	314	363	677	9	1,591	2,243	3,834	50	901	1,045	1,946	25	608	583	1,191	16	0	0	0	0
7	Chemistry	3,418	4,218	7,636	374	512	886	12	1,48	2,270	3,918	51	945	967	1,912	25	451	469	920	12	0	0	0	0
8	Agric Science	2,721	3,157	5,878	527	619	1,146	19	1,403	1,702	3,105	53	441	461	902	15	350	375	725	12	0	0	0	0
9	Geography	3,257	3,571	6,828	763	961	1,724	25	1,316	1,533	2,849	42	631	654	1,285	19	547	423	970	14	0	0	0	0
10	Government	3,726	3,074	6,800	1,586	1,393	2,979	44	1,099	799	1,898	28	368	319	687	10	673	563	1,236	18	0	0	0	0
11	Commerce	1,013	907	1,920	138	155	293	15	290	305	595	31	281	240	521	27	304	207	511	27	0	0	0	0
12	Accounts	1,010	908	1,918	307	288	595	31	355	329	684	36	175	162	337	18	173	129	302	16	0	0	0	0
13	Literature	3,471	2,811	6,282	93	72	165	3	444	505	949	15	938	679	1,617	26	1,996	1,555	3,551	57	0	0	0	0
14	C. R. S.	3,364	2,724	6,088	700	737	1,437	24	1,421	1,116	2,537	42	495	320	815	13	748	551	1,299	21	0	0	0	0
15	Fine Arts	77	28	105	18	4	22	21	41	12	53	50	14	5	19	18	4	7	11	10	0	0	0	0
16	H. Management	6	67	73	0	29	29	40	2	34	36	49	3	1	4	5	1	3	4	5	0	0	0	0
17	Food & Nutrition	61	327	388	14	159	173	45	23	129	152	39	6	18	24	6	18	21	39	10	0	0	0	0

18	Tech Drawing	16	3	19	1	0	1	5	0	0	0	0	3	0	3	16	12	3	15	79	0	0	0	0
19	Further Maths	4	4	8	1	2	3	38	1	0	1	13	0	0	0	0	2	2	4	50	0	0	0	0
20	History	0	0	0	0	0	0	0	0	0	0	0	0	0	0	0	0	0	0	0	0	0	0	0
21	I.R.S	102	96	198	14	12	26	13	28	25	53	27	15	23	38	19	45	36	81	41	0	0	0	0
22	Civic Education	8,040	7,961	16,001	3,077	3,355	6,432	40	2,235	2,237	4,472	28	1,100	908	2,008	13	1,628	1,461	3,089	19	0	0	0	0
23	Computer Studied	468	413	881	117	151	268	30	105	68	173	20	129	81	210	24	117	113	230	26	0	0	0	0
24	Data Processing	227	245	472	91	109	200	42	57	36	93	20	39	38	77	16	40	62	102	22	0	0	0	0
25	Cathering Craft	146	558	704	39	86	125	18	38	243	281	40	17	97	114	16	52	132	184	26	0	0	0	0
26	Animal Husbandary	3,366	3,290	6,656	791	1,045	1,836	28	1,376	1,322	2,698	41	529	431	960	14	670	492	1,162	17	0	0	0	0
27	Office Practice	377	350	727	102	100	202	28	123	100	223	31	72	61	133	18	80	89	169	23	0	0	0	0
28	Book Keeping	128	130	258	16	15	31	12	30	31	61	24	42	45	87	34	40	39	79	31	0	0	0	0
29	Marketing	3,446	3,125	6,571	989	1,051	2,040	31	992	738	1,730	26	367	317	684	10	1,098	1,019	2,117	32	0	0	0	0
30	Dyeing & Bleaching	159	160	319	75	103	178	56	23	24	47	15	16	13	29	9	45	20	65	20	0	0	0	0
31	Radio & Tv	0	0	0	0	0	0	0	0	0	0	0	0	0	0	0	0	0	0	0	0	0	0	0
32	Fishery	48	50	98	34	27	61	62	13	19	32	33	0	1	1	1	1	3	4	4	0	0	0	0
33	Tourism	0	0	0	0	0	0	0	0	0	0	0	0	0	0	0	0	0	0	0	0	0	0	0
34	Furniture Making	0	0	0	0	0	0	0	0	0	0	0	0	0	0	0	0	0	0	0	0	0	0	0
35	Garment Making	7	98	105	3	14	17	16	3	22	25	24	0	36	36	34	1	26	27	26	0	0	0	0
36	Store Keeping	1	11	12	1	7	8	67	0	3	3	25	0	0	0	0	0	1	1	8	0	0	0	0
37	Insurance	22	10	32	0	0	0	0	8	5	13	41	4	3	7	22	10	2	12	38	0	0	0	#0 IV/ 0!

38	Block&Brick Consructn	60	12	72	5	1	6	8	48	5	53	74	7	6	13	18	0	0	0	0	0	0	0	0
39	Elect Installation	14	0	14	1	0	1	7	9	0	9	64	4	0	4	29	0	0	0	0	0	0	0	0
40	Music	0	0	0	0	0	0	0	0	0	0	0	0	0	0	0	0	0	0	0	0	0	0	#0 IV/ 0!
41	Arabic	10	4	14	2	1	3	21	1	1	2	14	2	0	2	14	5	2	7	50	0	0	0	0
42	French	24	28	52	0	1	1	2	3	3	6	12	5	18	23	44	16	6	22	42	0	0	0	0
43	Auto Mech	10	0	10	1	0	1	10	2	0	0	0	1	0	1	10	6	0	0	0	0	0	0	0
44	Cosmetology	0	0	0	0	0	0	0	0	0	0	0	0	0	0	0	0	0	0	0	0	0	0	0
45	Painting&Deco uratn	47	0	47	0	0	0	0	0	0	0	0	1	0	1	2	46	0	46	98	0	0	0	0
46	Building&Cons tructn	0	0	0	0	0	0	0	0	0	0	0	0	0	0	0	0	0	0	0	0	0	0	0
47	Welding&Fabri catn	8	0	8	3	0	3	38	4	0	4	50	1	0	1	13	0	0	0	0	0	0	0	0
	SUMMARY	TOTAL NO REGISTERED										M	F	T	%									
i	No of students with 5 credits and above	16,001										5,766	6,037	11,803	74									
ii	No of students with 5 credits and above including English and Maths	16,001										3,151	3,582	6,733	42									

SOURCE: MINISTRY OF EDUCATION

PERCENTAGE DISTRIBUTION OF STUDENTS PERFORMANCE IN WAEC 2022 AND 2023, EKITI STATE

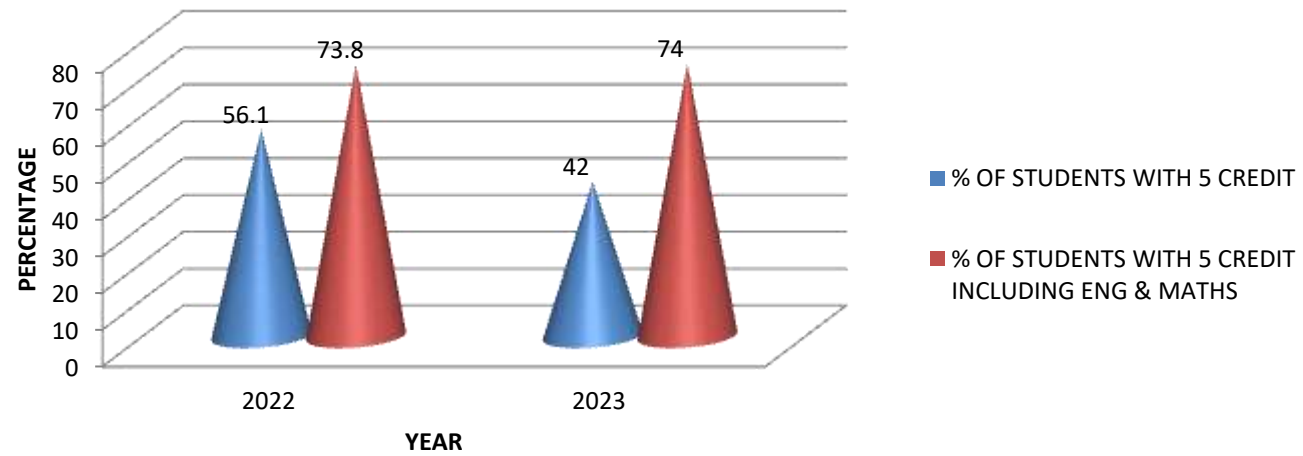


FIG 3.4

CHAPTER FOUR

SPECIAL EDUCATION

The state has three special schools:

- I. School for the blind, Ikere, (Ekiti South Senatorial District)
- II. School for the deaf, Ikoro, Ijero local government (Ekiti Central District)
- III. School for the Mentally Retarded ,Ido Ekiti, Ido/Osi Local government (Ekiti North Senatorial District)

Table 4.1 gives the enrolment in both special primary and integrated secondary schools for 2022/2023 session.

Total student's enrolment for the schools was 536 in 2023 out of which 285(53.2%) were male and 251(46.8%) were females (see table 4.1).

Table 4.2: Presents information about the teaching and non-teaching staff of the special schools.

In 2023, the primary and secondary sections had a total of 39 and 20 teaching staff respectively and 17 non-teaching staff.

TABLE 4.1

ENROLMENT OF STUDENT IN SPECIAL SCHOOL (PRIMARY & SECONDARY) BY SENATORIAL DISTRICTS AND GENDER, 2021/2022 AND 2022/2023 SESSIONS, EKITI STATE

S/N	NAME OF SCHOOL	SENATORIAL DISTRICT	LOCAL GOVERNMENT OF LOCATION	2021/2022						2022/2023					
				PRIMARY SECTION			SECONDARY SECTION			PRIMARY SECTION			SECONDARY SECTION		
				M	F	T	M	F	T	M	F	T	M	F	T
1	SCHOOL FOR THE DEAF AND BLIND, IKERE - EKITI	Ekiti South	Ikere	51	48	99	57	52	109	35	21	56	19	16	35
2	SCHOOL FOR THE DEAF, IKORO - EKITI	Ekiti Central	Ijero	62	66	128	66	76	132	66	65	131	77	75	152
3	SCHOOL FOR THE MENTALLY AND PHYSICALLY RETARDED, IDO-EKITI	Ekiti North	Ido/Osi	99	76	175	15	11	26	79	56	135	9	18	27
	TOTAL			212	190	402	138	139	267	180	142	322	105	109	214

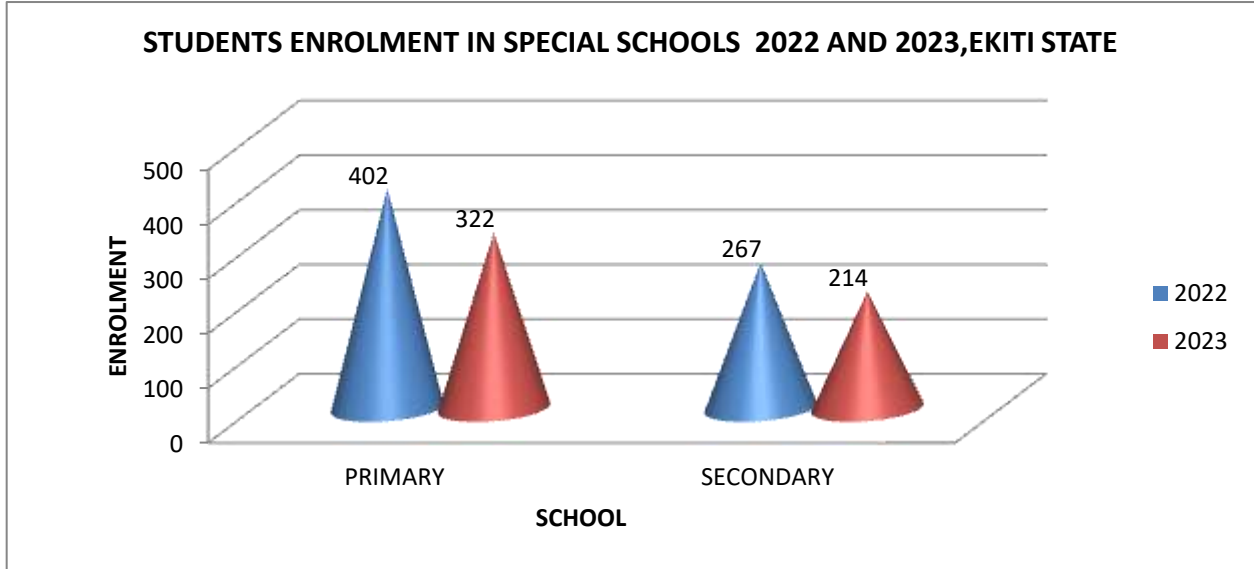


FIG 4.1

TABLE 4.2

S/N	NAME OF SCHOOL	SENATORIAL DISTRICT	LOCAL GOVERNMENT OF LOCATION	2022									2023								
				TEACHING STAFF						NON - TEACHING STAFF (PRIMARY+SEC. SECTION)	TEACHING STAFF						NON - TEACHING STAFF				
				PRIMARY SECTION			SECONDARY SECTION				PRIMARY SECTION			SECONDARY SECTION							
				M	F	T	M	F	T		M	F	T	M	F	T				M	F
1	SCHOOL FOR THE BLIND AND DEAF, IKERE - EKITI	Ekiti South	Ikere	9	8	17	1	2	3	7	3	10	9	8	17	1	2	3	8	2	10
2	SCHOOL FOR THE DEAF, IKORD - EKITI	Ekiti Central	Ijero	3	7	10	8	9	17	1	2	3	3	6	9	8	9	17	1	2	3
3	SCHOOL FOR THE MENTALLY AND PHYSICALLY RETARDED, IDO-EKITI	Ekiti North	Ido/Osi	3	4	7	NA	NA	NA	2	4	6	4	9	13	NA	NA	NA	1	3	4
	TOTAL			15	19	34	9	11	20	10	9	19	16	23	39	9	11	20	10	7	17

DISTRIBUTION OF TEACHING AND NON-TEACHING STAFF IN SPECIAL SCHOOL BY SENATORIAL DISTRICTS AND GENDER 2022/2023, EKITI STATE

CHAPTER FIVE

ADULT AND NON-FORMAL EDUCATION

Ekiti State government incorporated literacy and non- formal education into her education programme referred to as Adult literacy programme. Adult and Non- Formal Education also handles free JAMB Programme of the State Government in each of the local government.

Table 5.1 provides information on enrolment of adult learners at basic literacy centres for the year 2023. There was a total of 14 centres spread across all the LGAs/LCDAs at basic literacy centres. The total enrolment increased from 311 in the year 2022 to 320 in the year 2023 indicating 2.89% increase out of which 295 (92%) were females and 25(7.8%) were male which shows a ratio of 9.2 :8 gender disparity of students.

Table 5.2 reveals information on enrolment of adult learners at post literacy centres in 2023. A total of 7 centres with enrolment of 199 out of which 190 were female and only 9 were male.

Table 5.3 shows the enrolment of Adult learners at 16 centres at Non-Formal and Vocational Education in 2023 spread across all the LGAs/LCDAs. The total enrolment was 72 out of which 16 were males and 56 were females. The enrolment figures decreased from 448 in 2022 to 72 (13.8%) in 2023. The reason being that Early child care centre and early child centre helpers are no more under non-formal education but now under women affairs.

Table 5.4 revealed numbers of Instructors/Caregivers/Helpers in Non-Formal Literacy Institutions in Ekiti State by gender.

The total enrolment was 950 out of which 90 (9.5%) were males and 860 (90.5%) were females of ratio 1:10 gender disparity among the students (**see table 5.4**).

The beneficiaries of Ekiti State free jamb Program from 2023 were given in **table 5.6** The number of beneficiaries for the year was 3,000 out of which 1,590 were male and 1,410 were female.

CHAPTER FIVE

TABLE 5.1
ADULT LEARNERS' ENROLMENT AT BASIC LITERACY CENTRES 2023, EKITI STATE

S/N	LG/LCDA	MALE	FEMALE	TOTAL
1.	ADO	1	2	3
2.	EFON			
3.	EKITI EAST	3	3	6
4.	EKITI SOUTH WEST	1	-	1
5.	EKITI WEST	-	-	
6.	EMURE	1	2	3
7.	GBONYIN	1	1	2
8.	IDO/OSI	-	-	
9.	IJERO	1	2	3
10.	IKERE	1	-	1
11.	IKOLE	1	-	1
12.	ILEJEMEJE	-	-	
13.	IREPODUN/IFELODUN	1	4	5
14.	ISE/ORUN	-	-	
15.	MOBA	-	-	
16.	OYE	1	2	3
17.	ISOKAN			
18.	IJERO			
19.	IREDE			
20.	IREWOLE			
21.	ESO OBE			
22.	IKERE			
23.	IKERE WEST			

24.	IKOLE			
25.	IKOLE WEST			
26.	AJONI			
27.	KAJOLA			
28.	ILEJEMEJE			
29.	IREPODUN/IFELODUN	-	-	
30.	ARAROMI	1	2	3
31.	IFEDARA	1	7	8
32.	ISE/ORUN			
33.	MOBA			
34.	ERO			
35.	OYE			
36.	IFESOWAPO			
37.	IFELOJU			
38.	AYEDE			
	TOTAL	14	25	39

SOURCE: AGENCY FOR ADULT AND NON FORMAL EDUCATION

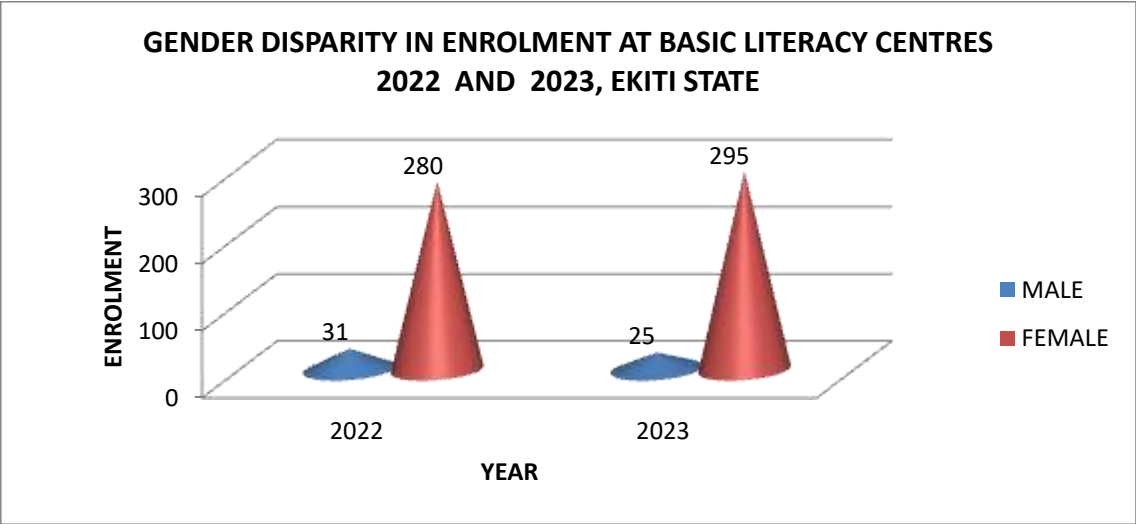


FIG 5.1

TABLE 5.2
ADULT LEARNERS ENROLMENT BY LGAs AND GENDER AT POST LITERACY CENTRES 2023, EKITI STATE

S/N	L G A	CENTRE	MALE	FEMALE	TOTAL
1.	ADO	1	2	6	8
2.	IJERO	1	1	7	8
3.	IKERE	-	-	-	-
4.	IKOLE	-	-	-	-
5.	EKITI EAST	2	-	78	78
6.	EFON	1	1	44	45
7.	MOBA	1	4	31	35
8.	GBONYIN	1	1	24	25
	TOTAL	7	9	190	199

SOURCE: AGENCY FOR ADULT AND NON FORMAL EDUCATION

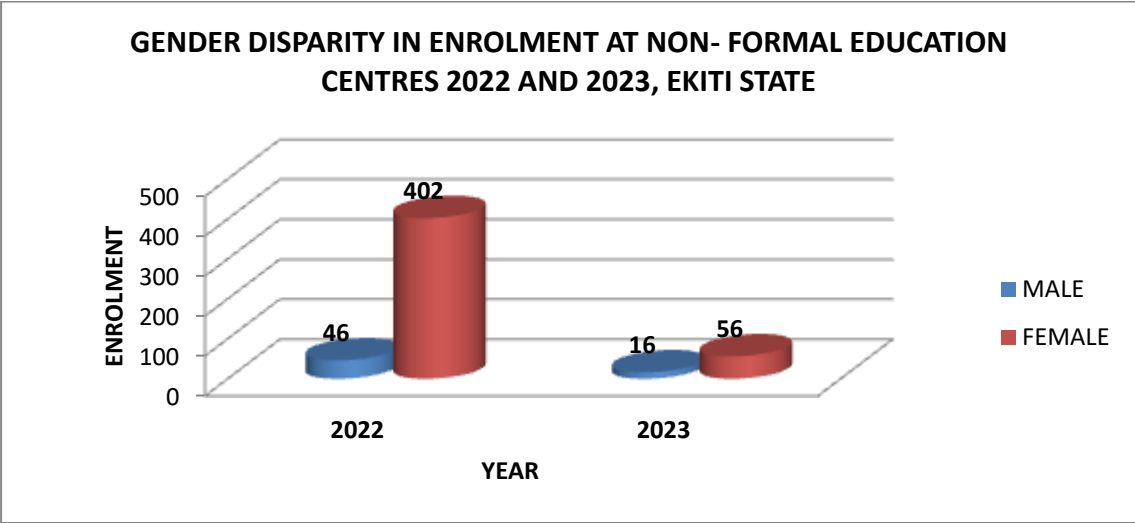


FIG 5.2

TABLE 5.3
ADULT LEARNERS' ENROLMENT AT NON-FORMAL EDUCATION VOCATIONAL CENTRE
BY LGAs/LCDAs AND GENDER IN EKITI STATE, 2023

S/N	LG/LCDA	MALE	FEMALE	TOTAL
1.	ADO	1	-	1
2.	EFON	-	-	
3.	EKITI EAST	1	4	5
4.	EKITI SOUTH WEST	1	3	4
5.	EKITI WEST	1	4	5
6.	EMURE	-	-	
7.	GBONYIN	-	-	
8.	IDO/OSI	3	8	11
9.	IJERO	1	10	11
10.	IKERE	1	3	4
11.	IKOLE	1	6	7
12.	ILEJEMEJE	-	-	
13.	IREPODUN/IFELODUN	1	6	7
14.	ISE/ORUN	2	1	3
15.	MOBA	1	-	1
16.	OYE	1	2	3
17.	ISOKAN			
18.	IJERO			
19.	IREDE			
20.	IREWOLE			
21.	ESO OBE			
22.	IKERE			
23.	IKERE WEST			
24.	IKOLE			
25.	IKOLE WEST			
26.	AJONI			

27.	KAJOLA			
28.	ILEJEMEJE			
29.	IREPODUN/IFELODUN			
30.	ARAROMI	1	9	10
31.	IFEDARA			
32.	ISE/ORUN			
33.	MOBA			
34.	ERO			
35.	OYE			
36.	IFESOWAPO			
37.	IFELOJU			
38.	AYEDE			
	TOTAL	16	56	72

SOURCE: AGENCY FOR ADULT AND NON FORMAL EDUCATION

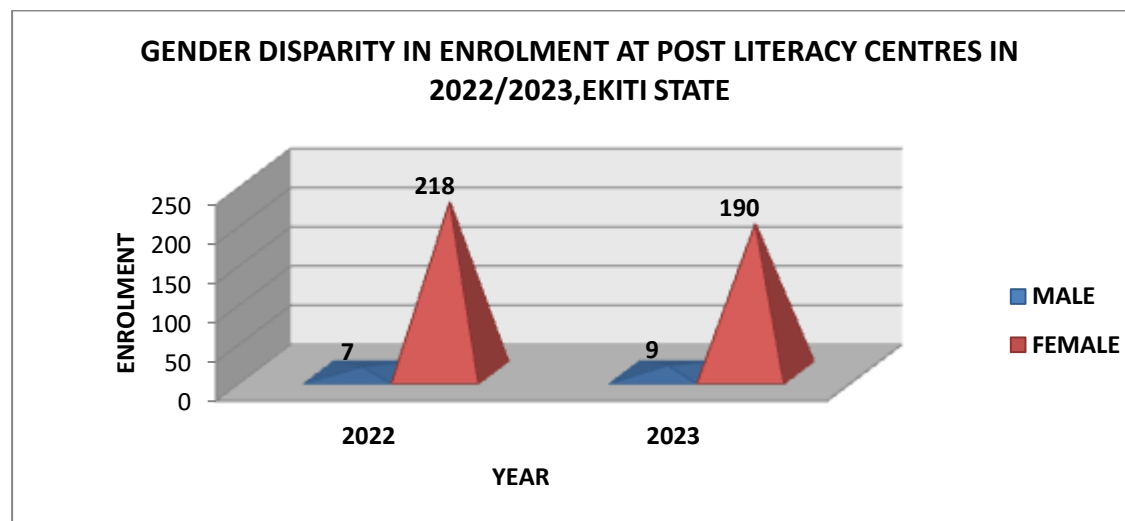


FIG 5.3

TABLE 5.4**NUMBER OF INSTRUCTORS/CAREGIVERS/HELPERS IN NON-FORMAL LITERACY INSTITUTION BY GENDER 2023,
EKITI STATE**

S/N	CENTRE	NO OF CENTRE	MALE	FEMALE	TOTAL
			M	F	T
1.	BASIC LITERACY CENTRE	14	25	295	320
2	POST LITERACY CENTRE	7	9	190	199
3	FUNCTIONAL WOMEN VOCATIONAL/LITERACY CENTRE	15	56	375	431
4	VOCATIONAL TRAINEES AND FACILITATORS	NA	NA	NA	NA
		36	90	860	950

SOURCE: AGENCY FOR ADULT AND NON FORMAL EDUCATION

TABLE 5.5**TREND ANALYSIS IN NUMBER OF INSTRUCTORS/CAREGIVERS/HELPERS IN NON-FORMAL LITERACY INSTITUTIONS BY GENDER 2019-2023 SESSION, EKITI STATE**

S/N	CENTRE	2019			2020			2021			2022			2023		
		M	F	T	M	F	T	M	F	T	M	F	T	M	F	T
1	BASIC LITERACY CENTRES	105	369	474	02	30	32	5	10	15	3	10	13	25	295	320
2	POST LITERACY CENTRES	2	3	5	-	03	03	-	3	3	3	6	9	9	190	199
3	FUNCTIONAL WOMEN VOCATIONAL/LITERACY CENTRES	5	29	34	01	20	21	2	9	21	14	46	60	56	375	431
4	VOCATIONAL TRAINEES AND FACILITATORS	NA	NA	NA	NA	NA	NA	NA	NA	NA	NA	NA	NA	NA	NA	NA
	TOTAL	112	401	513	3	53	56	7	23	39	20	62	82	90	860	950

SOURCE: AGENCY FOR ADULT AND NON FORMAL EDUCATION

TABLE 5.6
BENEFICIARIES OF FREE JAMB PROGRAMME BY LGAs/LCDAs AND GENDER 2023, EKITI STATE

S/ N	LOCAL GOVERNMENT	MALE	FEMALE	TOTAL
1.	Ado	134	101	235
2.	Ado Central LCDA Ijigbo	45	35	80
3.	Ado North Oke-Ila	42	38	80
4.	Ado West LCDA Okesha	39	41	80
5.	Efon	48	32	80
6.	Ekiti East	32	48	80
7.	Ekiti South East LGA Ilasa	27	23	50
8.	Ekiti West	39	41	80
9.	Okemesi/Ido-Ile LCDA Okemesi	34	31	65
10.	Ekameta LCDA Erijiyan	51	44	95
11.	Ekiti South West	26	24	50
12.	Igbara-odo/Ogotun LCDA Oke-Agbe	36	29	65
13.	Irepodun/Ifelodun	28	37	65
14.	Araromi LCDA Iyin	33	32	65
15.	Ifedara LCDA Igbemo	37	28	65
16.	Ijero	43	22	65
17.	Irede LCDA Ipoti	39	26	65
18.	Irewolede LCDA Ijero	35	30	65
19.	Esoobe, ijero	36	29	65
20.	Ikole	44	43	87
21.	Oreniwa, Ikole	30	37	67
22.	Ikole West LCDA Ijesa-Isu	36	31	67
23.	Ajoni LCDA Ayedun	39	28	67
24.	Ido/Osi	55	47	102
25.	Isokan LCDA Ifaki	47	40	87

26.	Ikere	86	66	152
27.	Ikere West Anaye	38	37	75
28.	Aiyekire	45	50	95
29.	Gbonyin LCDA Aisegba	38	27	65
30.	Oye	35	37	72
31.	Ifeloju LCDA Ilupeju	32	35	67
32.	Ifesowapo LCDA Isan	37	30	67
33.	Ayede, Oye	32	35	67
34.	Ilejemeje	32	30	62
35.	Moba	55	47	102
36.	Ero LCDA Igogo	36	36	72
37.	Emure	40	32	72
38.	Ise/Orun	29	31	60
	Total	1590	1410	3000

SOURCE: AGENCY FOR ADULT AND NON FORMAL EDUCATION

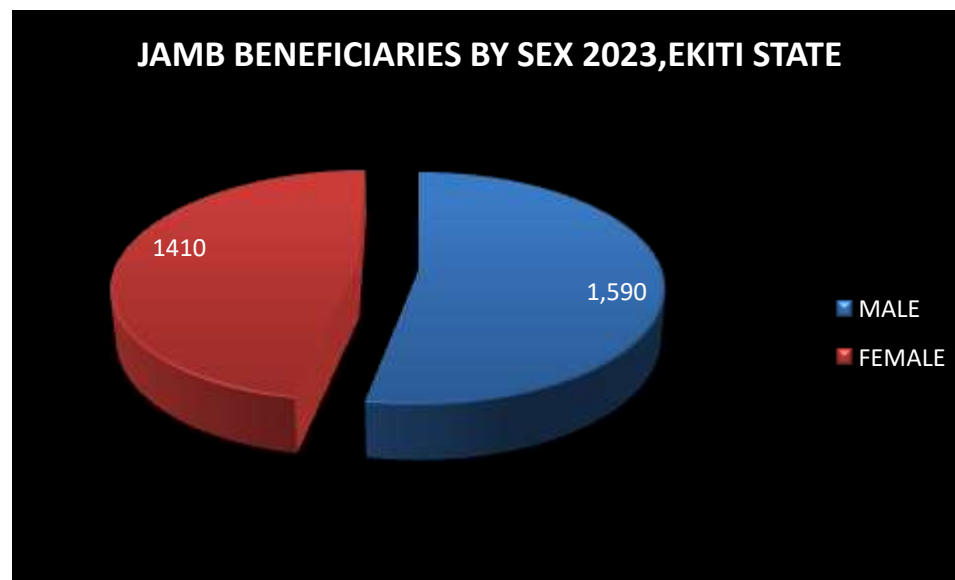


FIG 5.4

CHAPTER SIX

TECHNICAL AND VOCATIONAL EDUCATION

. The State has six Government Technical Colleges (two per senatorial district).

Table 6.1. shows the number of teaching and non-teaching staff in technical colleges.

There was 55 teaching staff out of which 36 (65.5%) were males and 19 (34.5%) were female which show a gender disparity of ratio 2:1

Non-teaching staff had a total number of 43 out of which 31 (72.1%) were males and 12(27.9%) were female given a ratio 3:1.

Table 6.2 and 6.3 reveal the enrolment of students in technical colleges in Ekiti State by LGAs/LCDAs in 2023. The total enrolment was 2,509 out of which 1,869 (74.5%) were male and 640(25.5%) were female of ratio 3:1. It was observed that 2023 enrolment decreased by 2.8 % to that of 2022.

Table 6.4 reveals information on the summary of student's performance in Federal Craft Certificate (FCC) examination in 2023. It can be deduced from the table that out of 816 students that enrolled for English language 760 (93.1%) passed at credit level (grade 1 - 6) and 31 (3.8%) had ordinary pass (grade 7-8) while 14 (1.7%) failed and 11(1.3%) were absent. In Mathematics, out of 816 that enrolled 764(93.6%) passed at credit level (grade 1-6) and 35 (4.3%) had ordinary pass (grade 7 - 8) while 10(1.2%) students failed and 7(0.9%) were absent.

Table 6.5 reveals the summary of student performance in National Technical Certificate (NTC) examination in Ekiti State. It can be seen from the table that out of 516 students that enrolled for English language 426 (82.6%) passed at credit level (grade 1- 6) and 76 (17.8%) had ordinary pass (grade 7 -8) and 7 (1.4%) students failed and 7(1.4%) students were absent. In Mathematics, out of 498 that enrolled 492 (98.8%) passed at credit level (grade 1 -6) and 3 (0.6%) students had ordinary pass (grade 7 - 8), 2(0.4%) students failed and 1 (0.2%) student was absent.

When comparing the results from NTC and FCC examination in 2023, it was observed that more failure was recorded in NTC exams than FCC. The summary of the 19 subjects in Labour Trade Test examination for the reference year are contained in table 6.6. It was observed that all the students that sat for the examination in the 19 subjects in Labour Trade Test passed at credit level (grade ii/iii) which implies that 100% success was recorded.

CHAPTER SIX

TABLE 6.1

NUMBER OF TEACHING AND NON-TEACHING STAFF IN TECHNICAL COLLEGE BY LOCAL GOVERNMENT OF LOCATION AND GENDER 2022/2023 SESSION, EKITI STATE

S/N	NAME OF SCHOOL	LOCAL GOVERNMENT AREA	TEACHING STAFF			NON-TEACHING STAFF		
			M	F	T	M	F	T
1	GOVT. TECHNICAL COLLEGE, ADO- EKITI	ADO	07	06	13	09	07	16
2	GOVT. TECHNICAL COLLEGE, IKOLE – EKITI	IKOLE	05	03	8	06	02	08
3	GOVT. TECHNICAL COLLEGE, IJERO – EKITI	IJERO	06	01	07	01	03	04
4	GOVT. TECHNICAL COLLEGE, ILUMOBA- EKITI.	GBONYIN	05	02	07	02	-	02
5	GOVT. TECHNICAL COLLEGE, OTUN – EKITI	OTUN	07	01	08	06	-	06
6	GOVT. TECHNICAL COLLEGE, IGBARA - ODO EKITI	IGBARA ODO	06	06	12	07	-	07
	TOTAL		36	19	55	31	12	43
	% TOTAL		65.5	34.5	100	72.1	27.9	100

SOURCES: BOARD FOR TECHNICAL AND VOCATIONAL EDUCATION ADO EKITI

TABLE 6.2**ENROLMENT OF STUDENT IN TECHNICAL COLLEGES BY LOCAL GOVERNMENT OF LOCATION AND GENDER IN 2023, EKITI STATE**

S/N	NAME OF SCHOOL	LOCAL GOVERNMENT AREA	COURSES / TRADES	STUDENTS ENROLMENT		
				M	F	T
1	GOVT. TECHNICAL COLLEGE, ADO- EKITI	ADO	Motors Vehicle Mechanics, Vehicle Body Building & Light Vehicle Body Repairs, Refrigeration & Air Conditioning, Ceramics, Electrical Installation, Fabrication and Welding.	946	284	1230
2	GOVT. TECHNICAL COLLEGE, IKOLE – EKITI	IKOLE	Block Laying & Concreting, Carpentry & Joining, Electrical Installation, Painting & Decoration, Plumbing & Pipe Fitting.	370	70	440
3	GOVT. TECHNICAL COLLEGE, IJERO – EKITI	IJERO	Secretarial Studies & Book-Keeping, Catering & Hotel Management, Garment Making, Cosmetology, Textile Technology, Electrical Installation.	164	127	291
4	GOVT. TECHNICAL COLLEGE, OTUN – EKITI	OTUN	Electrical Installation, Agric. Mech. Craft Practice, Mechanical Eng. Craft Practice, Fabrication & Welding, Foundry, Instrument Maint. Practice.	161	88	249
5	GOVT.T TECHNICAL COLLEGE, IGBARA - ODO EKITI	IGBARA ODO	Radio & Television, Computer Craft study, Appliances Maintenance, Electrical Installation.	117	48	165
6	GOVT.T TECHNICAL COLLEGE, ILUMOBA EKITI			111	23	134
	TOTAL			1869	640	2509
	% OF TOTAL			74.5	25.5	100

SOURCE: BOARD FOR TECHNICAL AND VOCATIONAL EDUCATION ADO EKITI

TABLE 6.3**TREND OF ENROLMENT IN TECHNICAL COLLEGES BY GENDER 2018-2023, EKITI STATE**

YEAR	ENROLMENT			PERCENTAGE		
	M	F	T	M	F	T
2018	1023	120	1143	89.5	10.5	100
2019	1079	321	1400	77.1	22.9	100
2020	935	373	1308	77.1	28.5	100
2021	1467	554	2021	72.6	27.4	100
2022	1885	615	2500	75.4	24.6	100
2023	1869	640	2509	74.5	25.5	100

SOURCE: BOARD FOR TECHNICAL AND VOCATIONAL EDUCATION ADO EKITI

TABLE 6.4
SUMMARY OF STUDENTS' PERFORMANCE IN NTC EXAMS IN GOVERNMENT TECHNICAL COLLEGES BY COURSES IN
2023, EKITI STATE

S/N	COURSE	NUMBER ENROLLED	NUMBER PASSED 1-6	NUMBER PASSED 7-8	NUMBER FAILED	ABSENT
1	ENGLISH	816	760	31	14	11
2	MATHS	816	764	35	10	7
3	ECONS	816	752	43	10	13
4	PHYS.	802	740	40	8	14
5	CHEMISTRY	802	756	26	6	54
6	BUILDING/ENG. DRAWING	561	430	98	15	18
7	ICT	726	670	43	4	9
8	BIOLOGY	246	223	15	7	1
9	GENERAL METAL WORKS	206	192	10	2	2
10	GENERAL WOODWORK	27	24	2	-	1
11	BASIC ELECTRICITY	556	478	59	13	6
12	ELECTRICAL INSTAL.	242	226	9	6	1
13	CERAMICS	16	16	-	-	-
14	MOTOR VEHICLE MECH.	67	65	-	1	1
15	GARMENT MAKING	104	86	2	15	1
16	VEHICLE BODY BUILDING	18	18	-	-	-
17	WELDING AND FAB.	68	63	3	1	1
18	REF. AND AIRCON.	16	15	-	-	1
19	FURNITURE CRAFT.	29	26	1	1	1
20	LEATHER TECH.	25	24	-	1	-
21	COMP. CRAFT	70	48	1	13	8
	Men's Garment	8	8	-	-	-
	Ladies' Garment	20	18		2	
22	BLOCKL/CONCRT	22	NIL	NIL	19	03
23	PAINTINIG/DECO	10	07	01	NIL	02
24	CARPENTRY/ JOINERY	05	05	NIL	NIL	NIL

25	PLUMBING/PIPE FITTING	11	10	NIL	NIL	01
26	INTR BUILDING CONSTRUCTION	16	-	-	16	-
27	ECONOMICS					
28	ELECTRONIC WORKS	01	-	01	-	-
29	CATERING CRAFT	31	23	3	5	31
30	INTRODUCTION TO AGRIC. SCIENCE IMPL. &	14	14	-	-	-
31	TRACTOR SYSTEM	14	14	-	-	-
32	MECHANICAL ENGINEERING CRAFT	12	08	04	-	-
33	Cosmetology & Beauty Therapy	11	10	-	1	-

SOURCE: BOARD FOR TECHNICAL AND VOCATIONAL EDUCATION ADO EKITI

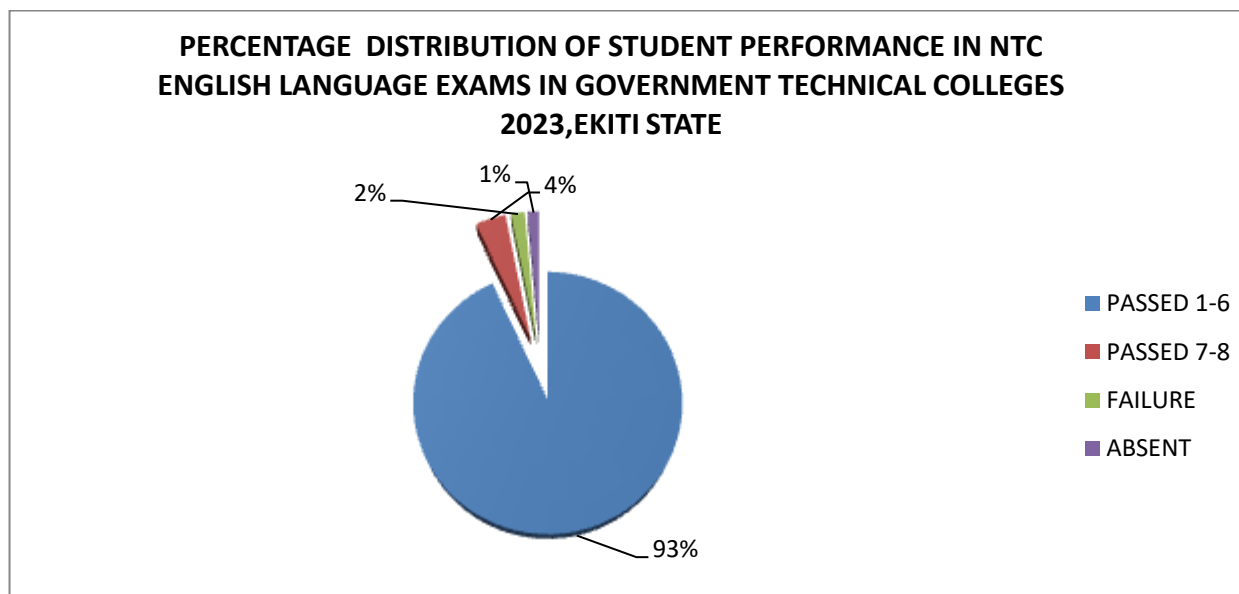


FIG 6.1

PERCENTAGE DISTRIBUTION OF STUDENT PERFORMANCE IN NTC MATHEMATICS EXAMS IN GOVERNMENT TECHNICAL COLLEGES 2023, EKITI STATE

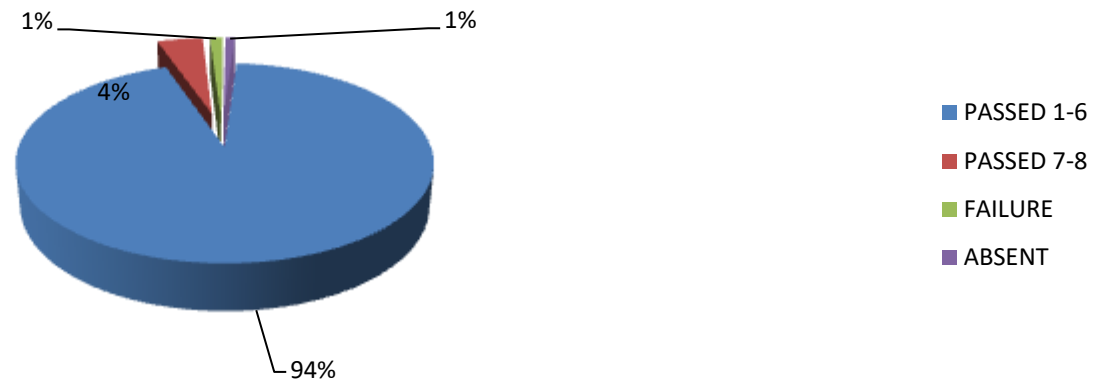


FIG 6. 2

TABLE 6.5
SUMMARY OF STUDENTS' PERFORMANCE IN FCC EXAMS IN GOVERNMENT TECHNICAL COLLEGES 2023, EKITI
STATE

S/N	COURSE	NUMBER ENROLLED	NUMBER PASSED (A-C)	NUMBER PASSED (D)	NUMBER FAILED (E)	ABSENT
1	ENGLISH	516	426	76	7	7
2	MATHS	498	492	3	2	1
3	ECONS	565	535	14	6	10
4	PHYS.	551	525	18	2	6
5	CHEMISTRY	551	533	6	5	47
6	BUILDING/ENG. DRAWING	259	224	17	11	7
7	ICT	533	447	56	16	14
8	BIOLOGY	141	123	13	5	
9	CRAFT THEORY	357	339	17	1	
10	CRAFT SCIENCE	404	396	7	1	
11	PRACTICALS	237	232	5	-	-
12	W/practice	47	47	-	-	-
13	BASIC ELECTRICITY	93	89	4		
14	TECHNICAL DRAWING	67	67	-	-	-
15	BED	94	83	11	-	-
16	IBC	20	08	09	-	03
17	COMP	08	08	-	-	-
18	BLOCKLAYING	23	23	-	-	-
19	PAINTING	10	10	-	-	-
20	GARMENT / M	12	10	02	-	-
21	CARPENTRY	04	04	-	-	-
22	PLUMBING	09	09	-	-	-

SOURCE: BOARD FOR TECHNICAL AND VOCATIONAL EDUCATION ADO EKITI

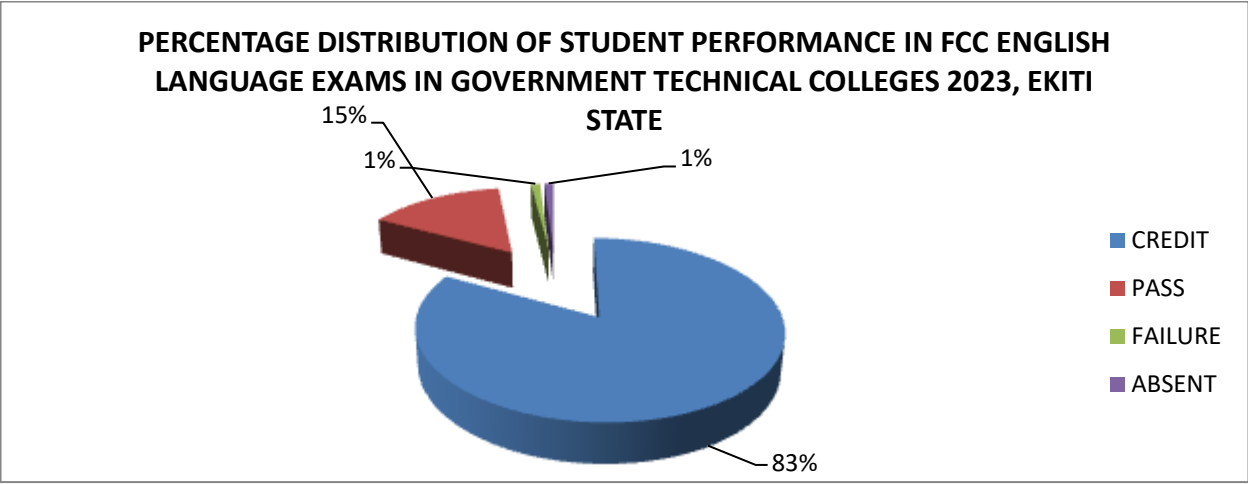


FIG 6.3

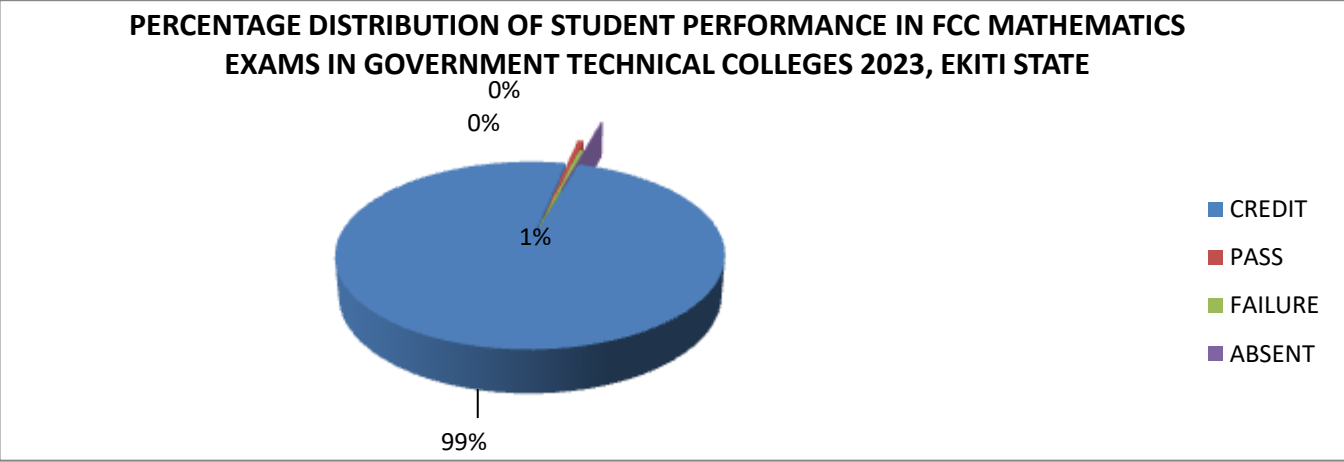


FIG 6.4

TABLE 6.6**SUMMARY OF STUDENTS' PERFORMANCE IN LABOUR TRADE TEST EXAMS IN GOVERNMENT TECHNICAL COLLEGES
2023, EKITI STATE**

S/N	COURSE	NUMBER ENROLLED	NUMBER SAT FOR EXAMS	NUMBER PASSED GRADE II/III	NUMBER PASSED GRADE I	ABSENT
1	ELECTRICAL INSTAL.	169	169	169	-	-
2	CERAMICS	8	8	8	-	-
3	MOTOR VEHICLE MECH.	42	42	42	-	-
4	GARMENT MAKING	73	73	73	-	-
5	VEHICLE BODY BUILDING	8	8	8	-	-
6	WELDING AND FAB.	39	39	39	-	-
7	REF. AND AIRCON.	8	8	8	-	-
8	FURNITURE CRAFT.	17	17	17	-	-
9	LEATHER TECH.	14	14	14	-	-
10	COMPUTER CRAFT STUDIES	13	13	13	-	-
11	BLOCKLAYING/CONCRETING	29	29	29	-	-
12	PAINTING/DECORATING	10	10	10	-	-
13	CARPENTRY/JOINERY	04	04	04	-	-
14	CATERING CRAFT	24	24	24	-	-

15	COSMETOLOGY & BEAUTY THERAPY	5	5	5	-	-
16	PLUMBING	09	09	09	"	"
17	RADIO & TELEVISION	1	1	1	-	-
18	AGRIC MECHS	12	12	12	-	-
19	MECHANICAL	10	10	10	-	-

SOURCE: BOARD FOR TECHNICAL AND VOCATIONAL EDUCATION ADO EKITI

CHAPTER SEVEN

MEDICAL AND HEALTH TRAINING INSTITUTIONS

This chapter contains information on public Medical and Health Training Institutions. The schools covered in this chapter were:

- College of Nursing, Ado Ekiti
- College of Science and Health Technology, Ijero Ekiti

Table 7.1 gives gender distribution of student's enrolment in public medical and health training institution for the year under review. The table reveals that female students accounted for 84.1% of the total enrolment in 2022/ 2023 session.

Table 7.2 Gives information on the academic and non-academic staff in public health Training institutions. It was revealed that number of female was higher than male counterparts in both institutions.

CHAPTER SEVEN

TABLE 7.1

STUDENTS ENROLMENT IN PUBLIC HEALTH INSTITUTIONS 2022/2023, EKITI STATE

S/N	TYPE OF INSTITUTION	LOCAL GOVERNMENT AREA	STUDENTS ENROLMENT									
			2022			%		2023			%	
			M	F	T			M	F	T		
1.	COLLEGE OF NURSING	ADO – EKITI	46	300	346	13.3	86.7	60	296	356	16.9	83.1
2.	COLLEGE OF HEALTH SCIENCE & TECHNOLOGY	IJERO- EKITI	452	2129	2581	17.5	82.5	508	2705	3213	15.8	84.2
	TOTAL		498	2429	2927	17.0	83.0	568	3001	3569	15.9	84.1

SOURCES: COLLEGE OF NURSING ADO, COLLEGE OF HEALTH SCIENCE & TECHNOLOGY, IJERO

STUDENTS ENROLMENT IN PUBLIC HEALTH INSTITUTION 2022 AND 2023, EKITI STATE

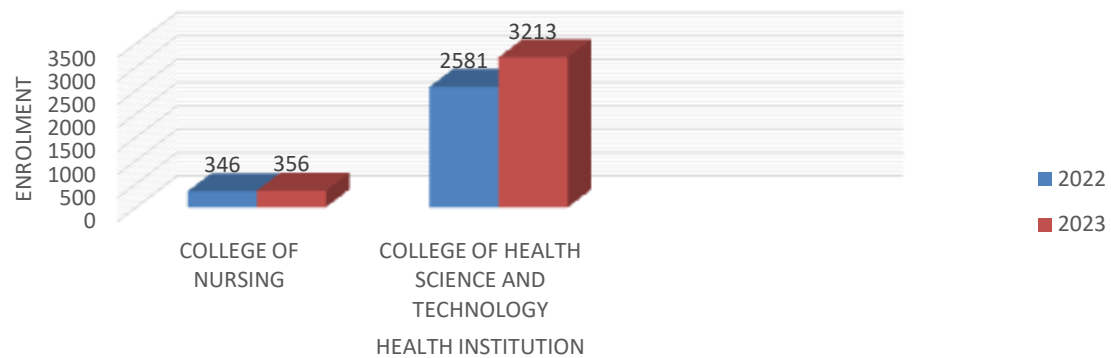


TABLE 7.2
ACADEMIC AND NON - ACADEMIC STAFF IN PUBLIC HEALTH TRAINING INSTITUTIONS 2023, EKITI STATE

S/N	TYPE OF INSTITUTION	2022						2023					
		ACADEMIC STAFF			NON - TEACHING STAFF			ACADEMIC STAFF			NON - TEACHING STAFF		
		M	F	T	M	F	T	M	F	T	M	F	T
1	College of Health Sciences and Tech., Ijero Ekiti	9	20	29	2	10	12	44	62	106	85	176	261
2	College of Nursing (State), Ado Ekiti	44	62	106	85	185	270	7	16	23	2	5	7
	TOTAL	53	82	135	87	195	282	51	78	129	87	181	268

SOURCES: COLLEGE OF NURSING ADO AND COLLEGE OF HEALTH SCIENCE & TECHNOLOGY, IJERO

DISTRIBUTION OF ACADEMIC AND NON ACADEMIC STAFF IN PUBLIC HEALTH INSTITUTION BY GENDER 2022 AND 2023, EKITI STATE

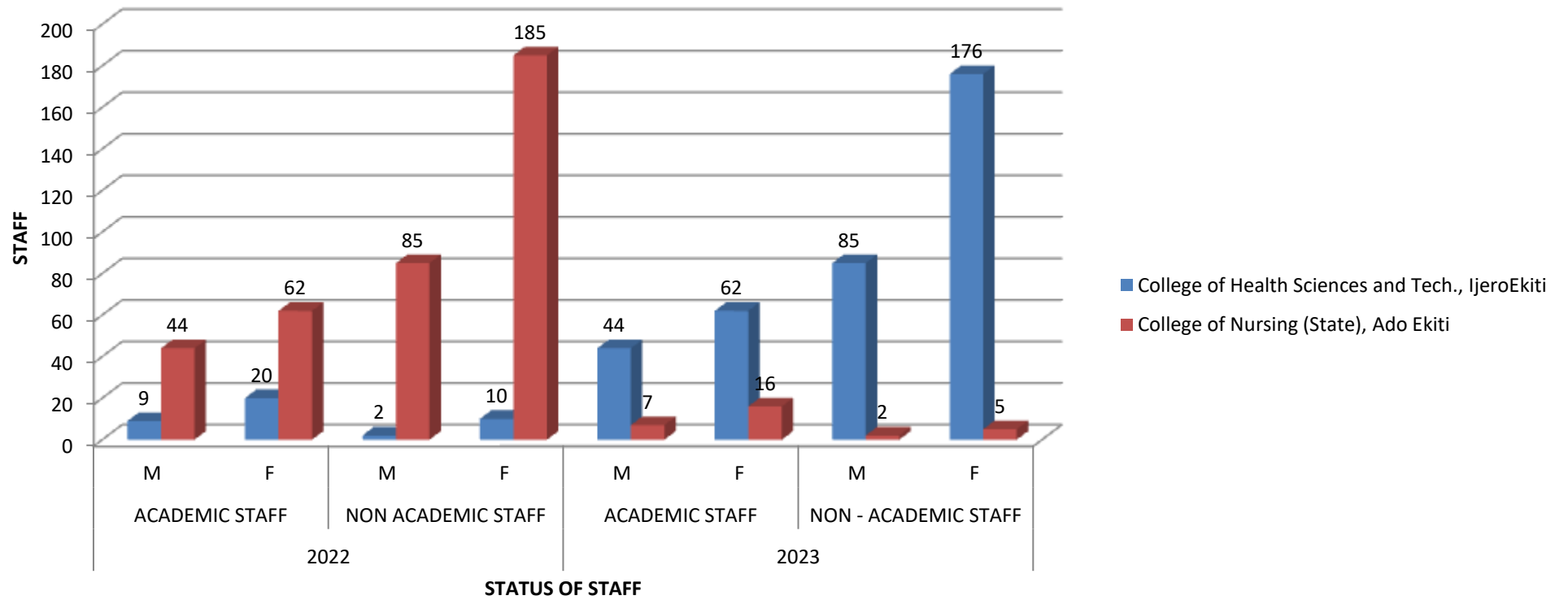


FIG 7.2

CHAPTER EIGHT

TERTIARY INSTITUTION

The institutions captured in this chapter are:

- (i). Ekiti State University. Ado Ekiti
- (ii). Federal University Oye Ekiti
- (iii). Bamidele Olumilua University of Education, Science & Technology Ikere Ekiti.
- (iv). Federal Polytechnic Ado Ekiti.

Table 8.1 reveals information on the academic and non-academic staff disaggregated by gender, 2023 session.

Table 8.2 shows the enrolment of students in tertiary institutions in Ekiti State: the Federal Polytechnic Ado(20,810), Federal University Oye(40,105), Ekiti State University(33,627) and Bamidele Olumilua University Ikere (7,786)

We observe that there were more females in Bamidele Olumilua University where *50.7% of the enrolment were females* unlike Federal University Oye Ekiti *with 49.4% females*, Federal Polytechnic Ado with *49.7% females* and Ekiti State University Ado *with 49.8% females this shows* that they had more male students than females. There was no significant difference in the number of male and female under student enrolment in the above mentioned Universities for 2023. The records of the enrolment in Crown Polytechnic Ado, Ekiti State Polytechnic Isan Ekiti and Ajayi Polytechnic Ikere Ekiti were however not available. See table 8.1.



CHAPTER EIGHT

TABLE 8.1

GENDER DISTRIBUTION OF ACADEMIC AND NON - ACADEMIC STAFF IN TERTIARY INSTITUTIONS 2023, EKITI STATE

S/N	NAME OF SCHOOL	ACADEMIC STAFF			NON - ACADEMIC STAFF		
		M	F	T	M	F	T
1	FEDERAL UNIVERSITY, OYE - EKITI	564	227	791	718	526	1,244
2	EKITI STATE UNIVERSITY, ADO - EKITI	519	202	721	952	680	1,632
3	THE FEDERAL POLYTECHNIC, ADO EKITI	406	143	549	425	336	761
4	CROWN POLYTECHNIC, ODO - EKITI						
5	AJAYI POLYTECHNIC, IKERE EKITI						
6	EKITI STATE POLYTECHNIC ISAN EKITI						
7	BAMIDELE OLUMILUA UNIVERSITY, IKERE - EKITI	255	132	387	468	301	769

SOURCE: FUOYE, EKITI STATE POLY, AJAYI POLY, BOUESTI, FEDERAL POLYTECHNIC, EKSU.

TABLE 8.2
STUDENTS' ADMISSION IN TERTIARY INSTITUTIONS BY STATUS, AGE AND GENDER 2023, EKITI STATE

S/ N	NAME OF INSTITUTION	<18						AGE < 18 GRAND TOTAL			18 – 24						AGE 18-24 GRAND TOTAL		
		FULL TIME STUDENTS			PART – TIME STUDENTS						FULL TIME STUDENTS			PART – TIME STUDENTS					
		M	F	T	M	F	T	M	F	T	M	F	T	M	F	T	M	F	T
1	FEDERAL UNIVERSITY, DYE – EKITI	3416	4248	7664	NA	NA	NA	3416	4248	7664	15508	14966	30474	NA	NA	NA	15508	14966	30474
2	EKITI STATE UNIVERSITY, ADD – EKITI	NA	NA	NA	NA	NA	NA	NA	NA	NA	NA	NA	NA	NA	NA	NA	NA	NA	NA
3	THE FEDERAL POLYTECHNIC, ADD EKITI	0	32	32	40	47	87	40	79	119	658	2241	2.899	7816	6445	14,261	8,474	8.686	17,160
4	CROWN POLYTECHNIC, ODD – EKITI	NA	NA	NA	NA	NA	NA	NA	NA	NA	NA	NA	NA	NA	NA	NA	NA	NA	NA
5	AJAYI POLYTECHNIC, IKERE EKITI	NA	NA	NA	NA	NA	NA	NA	NA	NA	NA	NA	NA	NA	NA	NA	NA	NA	NA
6	EKITI STATE POLYTECHNIC ISAN EKITI	NA	NA	NA	NA	NA	NA	NA	NA	NA	NA	NA	NA	NA	NA	NA	NA	NA	NA
7	BAMIDELE OLUMILUA UNIVERSITY, IKERE – EKITI	1,258	1,358	2,616	0	0	0	1,258	1,358	2,616	1,713	1,762	3,475	10	15	25	1723	1777	3500

SOURCE: FUOYE, EKITI STATE POLY, AJAYI POLY, BOUESTI, FEDERAL POLYTECHNIC, CROWN POLYTECHNIC, EKSU.

TABLE 8.2 CONTD.

STUDENTS' ADMISSION IN TERTIARY INSTITUTIONS BY STATUS, AGE AND GENDER 2023, EKITI STATE

S/N	NAME OF INSTITUTION	25-29						AGE 25-29 GRAND TOTAL	30-35 GRAND TOTAL								
		FULL TIME STUDENTS			PART – TIME STUDENTS				FULL TIME STUDENTS			PART – TIME STUDENTS					
		M	F	T	M	F	T		M	F	T	M	F	T	M	F	T
1	FEDERAL UNIVERSITY, OYE – EKITI	1,267	605	1,872	NA	NA	NA	1,267	605	1,872	69	26	95	NA	NA	NA	
2	EKITI STATE UNIVERSITY, ADD – EKITI	NA	NA	NA	NA	NA	NA	NA	NA	NA	NA	NA	NA	NA	NA	NA	
3	THE FEDERAL POLYTECHNIC, ADD EKITI	1,037	980	2,017	661	413	1,073	1,748	1,393	3,090	150	120	270	114	56	170	
4	CROWN POLYTECHNIC, ODO – EKITI	NA	NA	NA	NA	NA	NA	NA	NA	NA	NA	NA	NA	NA	NA	NA	
5	AJAYI POLYTECHNIC, IKERE EKITI	NA	NA	NA	NA	NA	NA	NA	NA	NA	NA	NA	NA	NA	NA	NA	
6	EKITI STATE POLYTECHNIC ISAN EKITI	NA	NA	NA	NA	NA	NA	NA	NA	NA	NA	NA	NA	NA	NA	NA	
7	BAMIDELE OLUMILUA UNIVERSITY, IKERE – EKITI	653	597	1,250	56	51	107	709	648	1,357	66	78	144	82	93	175	

SOURCE: FUOYE, EKITI STATE POLY, AJAYI POLY, BOUESTI, FEDERAL POLYTECHNIC, CROWN POLYTECHNIC, EKSU.

TABLE 8.2 CONTD.

STUDENTS' ADMISSION IN TERTIARY INSTITUTIONS BY STATUS, AGE AND GENDER 2023, EKITI STATE

S/N	NAME OF INSTITUTION	AGE 30-35 GRAND TOTAL			OVERALL TOTAL					
					FULL TIME STUDENTS			PART – TIME STUDENTS		
		M	F	T	M	F	T	M	F	T
1	FEDERAL UNIVERSITY, OYE – EKITI	69	26	95	20,260	19,845	40,105	NA	NA	NA
2	EKITI STATE UNIVERSITY, ADD – EKITI	NA	NA	NA	NA	NA	NA	NA	NA	NA
3	THE FEDERAL POLYTECHNIC, ADD EKITI	264	176	319	1,845	3,373	5218	8,631	6961	15,592
4	CROWN POLYTECHNIC, ODO – EKITI	NA	NA	NA	NA	NA	NA	NA	NA	NA
5	AJAYI POLYTECHNIC, IKERE EKITI	NA	NA	NA	NA	NA	NA	NA	NA	NA
6	EKITI STATE POLYTECHNIC ISAN EKITI	NA	NA	NA	NA	NA	NA	NA	NA	NA
7	BAMIDELE OLUMILUA UNIVERSITY, IKERE – EKITI	148	171	319	3,690	3,795	7,485	148	159	307

SOURCE: FUOYE, EKITI STATE POLY, AJAYI POLY, BOUESTI, FEDERAL POLYTECHNIC, CROWN POLYTECHNIC, EKSU.

KEYWORDS	FULL MEANING
MOE	MINISTRY OF EDUCATION
SUBEB	STATE UNIVERSITY BASIC EDUCATION BOARD
TESCOM	TEACHING SERVICE COMMISSION
BTVE	BOARD FOR TECHNICAL AND VOCATIONAL
BOUESTI	BAMIDELE OLUMILUA UNIVERSITY OF EDUCATION, SCIENCE AND TECHNOLOGY
CON	COLLEGE OF NURSING
EKSU	EKITI STATE UNIVERSITY
AANFE	AGENCY FOR ADULT AND NON FORMAL EDUCATION
FUOYE	FEDERAL UNIVERSITY OYE

SOURCE: SBS