

EKITI STATE OF NIGERIA FACTS AND FIGURES 2023



PRODUCED BY
Bureau of Statistics,
Ekiti State, Nigeria

FOREWORD

The importance of Statistics in planning, monitoring and evaluation cannot be over emphasised because no meaningful development can take place without appropriate statistical data to measure performance and monitor progress or lack of it. Generally, a number of past policies and initiatives had failed for lack of inadequate statistics for tracking their implementations Ekiti State is not an exception.

In order to avoid a relapse into the past, the present administration under the able leadership of Mr. Biodun Oyebanji has taken bold steps in ensuring availability of adequate, reliable and timely statistical information for policy formulation and performance tracking. To achieve this, the State Bureau of Statistics was established to maintain an effective and well-coordinated statistical system to meet the information requirements of government and the society towards achieving a sustainable development. The measures taken so far have propelled the Bureau for effective performance and it has led to the production of some publications for planning purposes. Some of the publications are Digest of Medical and Health Statistics, Digest of Manpower Statistics, Gender-Based Statistics, Population Projection, Digest of Transport Statistics and Digest of Local Government Statistics among others. The office also has a Data Capturing Centre where data are being processed, analysed and preserved.

This publication titled "Facts and Figures about Ekiti State" aims at providing basic socio-economic data about the State at the beck and call of policy makers.

Permit me to express my profound gratitude to Mr Governor for his support and other stakeholders for the overall level of improvement in the provision of robust statistical information in the State. Also worthy of commendation are the staff of the Bureau under the able leadership of the Statistician General for the production of this publication.

Oyeniya Adebayo
HC (MBEP&PM)

PREFACE

“Facts and Figures About Ekiti State” is one of the statistical publications of the State Bureau of Statistics aimed at providing basic statistical data about the State for policy formulation and performance tracking. The document contains summary of data extracted from surveys and various publications of the Bureau as well as update of the activities of various Ministries, Departments and Agencies (MDAs) in the State.

The publication, which contains statistical tables and graphs that covers governance, agriculture/ rural development, social investment, health services, knowledge economy, education /human capital development, gender issues, tourism as well as infrastructures and industrial development.. The document equally contains photographs of events and projects executed by the present administration and graphs for easy illustration in some cases.

We are sincerely grateful to His Excellency, the Governor of Ekiti State, Mr. Biodun Oyebanji for providing the enabling environment for thriving statistical activities in the State. The advice and sense of direction of the Hon. Commissioner for Budget, Economic Planning & Performance Management is also appreciated.

I equally appreciate all MDAs and other stakeholders whose positive responses to our request for data contribute immensely to the success of the publication.

While it will be difficult to mention all individuals and institutions that contributed to the success of this publication, I must acknowledge whole-heartedly, the application of professional skills, dedication to duties and high determination to succeed demonstrated by the entire staff of the Bureau for the production of this document and other vital information to strengthen smart governance. It is our hope that this very important publication will be of immense benefit to users as it will also be regularly updated.

Dolapo Dasola Ojo (Mrs)
Statistician General.
State Bureau of Statistics, State
Secretariat Complex, Ado Ekiti.

TABLE OF CONTENTS

TITLE PAGE	i
FOREWORD	ii
PREFACE	iii
TABLE OF CONTENTS	iv - xi
BACKGROUND INFORMATION	xii - xv

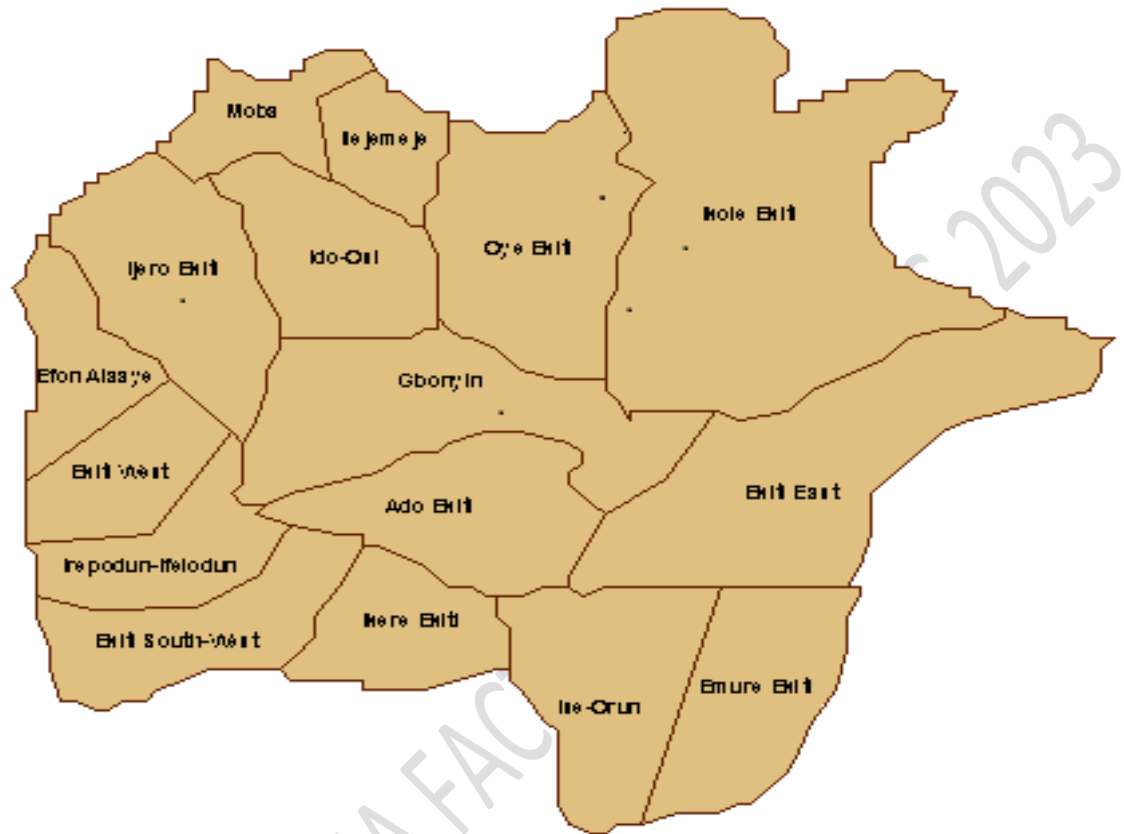
NO	DESCRIPTION OF TABLE	PAGE
CHAPTER 1: GOVERNANCE		
1 - 16		
1.1	NUMBER OF POLITICAL WARDS, POLLING UNITS, VEHICLE IDENTIFICATION AND YEAR OF LOCAL GOVERNMENT CREATION IN EKITI STATE AS AT 2023	1-3
1.2	LIST OF GOVERNORS OF EKITI STATE, 1996-2025	4
1.3	LIST OF DEPUTY GOVERNORS OF EKITI STATE ,1996 - 2022	5
1.4	EKITI STATE EXECUTIVE COUNCIL, 2023	6-7
1.5	LIST OF SECRETARIES TO THE STATE GOVERNMENT IN EKITI STATE, 1996 - 2023	8
1.6	LIST OF HEAD OF SERVICE IN EKITI STATE ,1996 - 2023	9
LEGISLATIVE ARM		
1.7	LIST OF SPEAKERS OF EKITI STATE HOUSE OF ASSEMBLY, 1999-2023	10
1.8	EKITI STATE 7 TH HOUSE OF ASSEMBLY MEMBERS AND THEIR PORTFOLIO, 2023	11- 12
TRADITIONAL INSTITUTION		
CHAPTER 2: VITAL STATISTICS		
17- 25		
	POPULATION AND DEMOGRAPHY	18
2.2	EKITI STATE 2006 POPULATION DISTRIBUTION BY SENATORIAL DISTRICTS, FEDERAL CONSTITUENCIES AND LOCAL GOVERNMENT, 2023	19 -20
2.3	2006 POPULATION FIGURES AND PROJECTIONS (2023)	21
2.4	POPULATION DENSITY BY LOCAL GOVERNMENT AREAS IN EKITI STATE , 2023	22
2.5	TREND OF POPULATION GROWTH IN EKITI STATE, 2019-2023	23
2.6	EKITI STATE SUMMARY FOR POPULATION PROJECTIONS (RURAL AND URBAN), 2023	24
2.7	EKITI STATE POPULATON PROJECTION BY AGE GROUP 2023	25
CHAPTER 3 : PUBLIC SERVICE MANPOWER		
26 -32		
3.1	SUMMARY OF PERSONNEL IN PUBLIC SERVICE BY GENDER IN EKITI STATE, 2023	27
	GRAPH SHOWING THE SUMMARY OF PERSONNEL IN EKITI STATE PUBLIC SERVICE BY GENDER, 2023	27
3.2	DISTRIBUTION OF PUBLIC SERVICE PERSONNEL BY LENGTH OF SERVICE IN	28

EKITI STATE 2023.		
	GRAPH SHOWING THE PERSONNEL DISTRIBUTION IN EKITI STATE PUBLIC SERVICE BY LENGTH OF SERVICE, 2023	28
3.3	LIST OF PERMANENT SECRETARIES IN EKITI STATE, AS AT JULY, 2023	29-30
3.4	LAND AND HOUSING DISBURSED TO STAFF OF MINISTRIES IN EKITI STATE, 2023	31
3.5	NUMBER OF STAFF THAT BENEFITTED FROM MOTOR VEHICLE LOAN AND THE AMOUNT DISBURSED BY GENDER IN EKITI STATE, 2023	32
CHAPTER 4: PRISON & JUSTICE 33-35		
4.1	DISTRIBUTION OF INMATES IN NIGERIA CORRECTIONAL SERVICES ADO EKITI BY TYPE OF OFFENCES & GENDER, 2023	36
4.2	CAPACITY OF NIGERIAN CORRECTIONAL SERVICE, ADO EKITI & ACTUAL INMATES& CONGESTION RATE, 2023	36
	GRAPH SHOWING THE CAPACITY OF NIGERIAN CORRECTIONAL SERVICE, ADO EKITI & ACTUAL INMATES& CONGESTION RATE, 2023	36
4.3	DISTRIBUTION OF COURTS BY TYPE & LOCAL GOVERNMENT, EKITI STATE 2023	37
4.4	DISTRIBUTION OF CONVICTS IN NIGERIA CORRECTIONAL SERVICES ADO EKITI BY GENDER AND LENGTH OF SENTENCE, 2023	38
4.5	TRAINING OPPORTUNITY AVAILABLE IN EKITI NIGERIAN CORRECTIONAL SERVICE, 2023	39
4.6	TYPE OF OFFENCES AND DISPOSITION ORDER, 2023	40
4.7	DISTRIBUTION OF SENIOR ADVOCATES OF NIGERIA (SAN) BY GENDER IN EKITI STATE, 2023	41
4.8	DISTRIBUTION OF JUDGES, MAGISTRATES AND CUSTOMARY COURT PRESIDENTS BY GENDER, 2023	41
4.9	LIST OF HIGH COURT JUDGES IN EKITI STATE, 2023	42
4.10	NUMBER OF OFFICERS IN NSDC, EKSTMA, NPC IN EKITI STATE, 2023	43
	GRAPH OF NUMBER OF OFFICERS IN NSDC, EKSTMA, FRSC IN EKITI STATE , 2022	43
CHAPTER 5: AGRICULTURE AND RURAL DEVELOPMENT 44-55		
5.1	FOREST RESERVE IN EKITI STATE BY TOWN OF LOCATION, AREA AND LOCAL GOVERNMENT IN EKITI STATE, 2023	46
5.2	LAND ALLOCATED TO FARMERS IN FARM SETTLEMENTS/CENTRES IN EKITI STATE, 2023	47
5.3	PERCENTAGE DISTRIBUTION OF ESTIMATED AND REGISTERED FARMERS BY LOCAL GOVERNMENT IN EKITI STATE 2023	48
	GRAPH SHOWING THE PERCENTAGE DISTRIBUTION OF ESTIMATED AND REGISTERED FARMERS BY LOCAL GOVERNMENT IN EKITI STATE 2022	49
5.4	MAJOR CROPS PRODUCTION IN EKITI STATE BY LOCAL GOVERNMENT AREAS (CASH CROPS), 2023	50
5.5	ANNUAL ARABLE CROPS IN EKITI STATE AS, 2023	51
CLIMATOLOGY		
5.6	NUMBER OF RAINNY DAYS RECORDED IN METEROLOGICAL STATION IN EKITI	52

	STATE, 2023	
5.7	AVERAGE AMOUNT OF RAINFALL AND RAINY DAYS IN EKITI STATE, 2023	53
5.8	SUMMARY OF FOREST RESERVE SITUATION IN EKITI STATE, 2023	54
5.9	REVENUE GENERATED BY MINISTRY OF AGRICULTURE AND FOOD SECURITY IN EKITI STATE, (JAN. – DEC., 2023)	55
CHAPTER 6: MEDICAL AND HEALTH		56-62
6.1	CLASSIFICATION OF MEDICAL AND HEALTH FACILITIES IN EKITI STATE, 2023	58
6.2	HUMAN RESOURCES DATA BY HEALTH FACILITIES IN EKITI STATE, 2023	59-61
	GRAPH ON SOME KEY HEALTH PERSONNEL IN EKITI STATE, 2023	62
CHAPTER 7 : WOMEN AFFAIRS GENDER EMPOWERMENT		63 - 67
7.1	DISTRIBUTION OF FAMILY CASES ENTERTAINED BY STATUS AND ZONES IN EKITI STATE, 2023	64
7.2	BENEFICIARIES OF PROGRAMMES BEING CO-ORDINATED BY MINISTRY OF WOMEN AFFAIRS, AND SOCIAL DEVELOPMENT IN EKITI STATE, 2023	64
7.3	JUVENILE CASES AGAINST REGULATIONS ENTERTAINED BY NATURE OF OFFENCE IN EKITI STATE, 2023	65
7.4	NUMBER OF CHILDS RIGHT CLUBS, FUNCTIONAL WOMEN COOPERATIVE SOCIATIES AND WOMEN DEVELOPMENT CENTRES IN EKITI STATE, 2023	66
7.5	SOME OTHER WOMEN AND CHILDREN PROGRAMME/PROJECT IN EKITI STATE, 2023	67
CHAPTER 8: KNOWLEDGE ECONOMY		68-80
8.1	TEACHER/PUPIL RATIO IN PUBLIC NURSERY AND PRIMARY SCHOOL BY LGAs/LCDAs IN EKITI STATE, 2022/2023	70-71
8.2	NUMBER OF PUBLIC AND PRIVATE SCHOOLS IN EKITI STATE, 2023	73
8.3	TRENDS OF ENROLMENT IN PUBLIC PRIMARY SCHOOLS, 2018 – 2023	73
8.4	NUMBER OF DROP-OUT IN PUBLIC PRIMARY SCHOOL BY LGAs/LCDAs AND GENDER IN EKITI STATE, 2022/2023 SESSION	74-75
8.5	FREE UTME BENEFICIARIES IN EKITI STATE, 2023	77
8.6	SUMMARY OF EDUCATIONAL INSTITUTIONS' ENROLMENT IN EKITI STATE, 2023	78
8.6	BENEFICIARIES OF EKITI STATE SCHOOL SCHOLARSHIP SCHEME, 2023.	79
8.7	Beneficiaries Of Ekiti State Bursary award, 2023.	80

CHAPTER 9: TOURISM 81 - 90		
9.1	TOURIST CENTRE IN EKITI STATE BY LOCATION AND LOCAL GOVERNMENT, 2023	82
9.2	SUMMARY OF HOTELS, EVENT CENTRES AND NOTABLE TOURIST CENTRES BY LOCAL GOVERNMENT IN EKITI STATE, 2023	83
9.3	DIRECTORY OF HOTELS AND HOSPITALITY ESTABLISHMENTS BY LOCAL GOVERNMENTS IN EKITI STATE	84-90
CHAPTER 10: INFRASTRUCTURE AND RURAL DEVELOPMENT 91 - 102		
10.1	LIST OF ON - GOING ROAD PROJECTS IN EKITI STATE, 2023	92-93
10.2	STATE ROADS AND THEIR CONDITIONS, 2023	94
WATER		95
10.3	EXISTING SPRINGS IN SOME TOWNS/ VILLAGES AS SOURCES OF WATER SUPPLY, 2020	96
10.4	DISTRIBUTION OF WATER SUPPLY AND CONSUMPTION IN EKITI STATE, 2022	97
10.5	WATER SUPPLY COVERAGE IN EKITI STATE PER SCHEME , 2023	98
10.6	ERO WATER SUPPLY SCHEME SHOWING BOOSTER STATIONS, LOCATION, NUMBER OF PUMPS, DISCHARGE AND HEAD (M3), 2023	99
10.7	SOURCES OF WATER IN LOCAL GOVERNMENT AREA OF EKITI STATE, 2023	100
ELECTRICITY 103		
10.8	NUMBER OF COMMUNITIES LINKED AND NOT LINKED TO THE NATIONAL GRID IN EKITI STATE, 2023	103
10.9	NUMBER OF ON - GOING ELECTRIC POWER PROJECTS IN COMMUNITIES IN EKITI STATE , 2023	103
10.10	LIST OF ON - GOING STATE GOVERNMENT RURAL ELECTRIFICATION PROJECTS IN EKITI STATE , 2023	104
CHAPTER 11: ARMED FORCES		105
11.1	EKITI STATE IN-TAKE OF CANDIDATES INTO THE NIGERIAN ARNED FORCES CLASSIFIED BY GENDER 2023	106
CHAPTER 12: EKITI STATE FIRE DEPARTMENT		107
12.1	STATISTICS OF EMAERGENCY CASES ATTENDED FROM JANUARY TO DECEMBER IN 2023	108
12.2	DISTRIBUTION OF FIRE STATIONS , FIRE FIGHTERS ENGAGED BY CADRE AND QUALIFICATION IN EKITI STATE,2023	109

BACKGROUND INFORMATION



Ekiti was formed from part of Ondo State on 1st October 1996, and its capital as the city of Ado-Ekiti. Its coordinates: 7°40'N and 5°15'E and HDI 0.614 (2021). Ekiti State is a State in the south western Nigeria, bordered to the North by Kwara State, to the North East by Kogi State, to the South and South East by Ondo State and to the West by Osun State. Ekiti when created took off with sixteen (16) Local Governments, twelve of which already existed before the creation. While in 2021, the Governor of Ekiti State, Dr. John Kayode Fayemi created nineteen (22) LCDAs.

Ekiti State lies 250 metres above the sea level, dotted with many hills and underlain by basement complex rocks some of which stand alone while others are in groups or ridges, surrounding some major towns in the State. The State derived its name from the ridges locally referred to as 'Okiti'.

Ekiti State enjoys a tropical climate, with an annual temperature ranging between 21^oC and 31.3^oC accompanied by high relative humidity ranging between 55 and 56 with an average annual rainfall.

Population plays major role in the economic, social and political development of any geographical area. The 1963 census put the population figure of the area now known as Ekiti State at 1,417,547 and at 1,535,790 in 1991, which translated to an annual growth rate of 0.29% within the period. In 2006, the population figure was 2,398,957. This implies an annual growth rate of 3.2% between 1991 and 2006. The projected population figure for the State stands at 4,035,161 as at 2022. With a total land mass of 5,805.84 square kilometres, the population density is therefore 695 i.e the average number of people per square kilometre in the State as at 2021.

In terms of political structure, the State has three (3) Senatorial Districts, six (6) Federal Constituencies, twenty-six (26) State Constituencies and one hundred and seventy-seven (177) political wards.

Since its creation in 1996, the State has been led by fourteen (14) successive Governors/Administrators. The Local Government administration were also headed by elected chairmen, Caretaker committees, Administrators, or coordinating director at one time or another. The traditional rulers also function simultaneously in various communities in the State. In 2022, there are 125 Obas in the State comprising of 31 Grade A, 37 Grade B and 57 Grade C.

Economically, the State's geographical location places it within the tropical forest in the Southern part and Guinea Savannah in the North. This gives all the Local Government areas in the State comparative advantage of one agricultural product or the other. The major agricultural products and where they are predominantly found are: Cocoa in Ise/Orun, Emure, Ekiti South West, Ijero and Ikole Local Governments among others.

We have Oil Palm in Ise/Orun, Irepodun/Ifelodun, Ijero and Emure. Timber is notable in Ise/Orun, Ekiti West, Ikere, Ido/Osi and Gbonyin Local Governments. Others include Kolanut and Plantain/Banana which are found in Ekiti South West, Ijero, Ekiti East and Oye. Yam thrives in all parts of the State but it is predominant in Ekiti East, Ado, Ikole, Ikere and Ido/Osi Local

Governments. Cocoyam is abundant in Ikole,Oye, Ekiti West and Ijero. Rice in Ekiti West, Irepodun/Ifelodun, Efon and Gbonyin while Cassava is widely cultivated in all parts of the State. There are a total area of 297.1 hectares of forest reserve spread across nine (9) Local Government Areas in the State.

The key minor industries are logging and tourism. The State can boast of 27 tourist centers, 17 registered event centers and 235 registered hotels which are situated in various parts of the LGAs/LCDAs.

The State of hills is also blessed with water resources which forms tourist attractions such as Ikogosi Warm springs, Arinta waterfalls, Olosunta, Orole Hills in Ikere, Erin-Ayonugba river at Erijiyan, Fajuyi Memorial Park in Ado-Ekiti to mention a few. Some major rivers are Erodam,Osin, Ose, Ogbese which are major sources of water supply to various parts of the State.

Education as a major industry was taken seriously by the government of Ekiti State with remarkable support by the private sector development partners because of its significant role in the socio-economic development of the people. The enrolment in the public primary school in the State stood at 195,568 in 2022 while in 2023 it increased to 197,831 which is likely to be a reflection of gradual withdrawal of pupils from private schools to public schools due to the intervention of the government in the education sector.

Available record indicated that male with 53% are more benefited than the female with 47% in the free JAMB distributions among the students in Ekiti State.

Record shows that the State had a total number of 535 Health Facilities during the year. There were two (2), tertiary health facilities twenty two (22) Secondary health facilities and Three Hundred and Fifty Six (356) Primary Health Facilities owned by Government, distributed across the three senatorial districts in the State. Government health facilities took the largest percentage of 380(71.03), while Private hospitals were One Hundred and Fifty Five (155) 28.97.

The chapter categorises Health personnel by cadre, gender and type of facilities in the health sector. Table 6.2 shows the distribution by cadre. In all, the State had a total number of

102 Consultants, 216 Doctors, and 4 Dental Surgeons. There were 1103 Nurses/Midwives out of which female to male ratio is 90%:10%.

Record on the intake of Ekiti Citizens into the Nigerian Army Forces revealed that out of 429 persons enlisted into the armed forces in 2023 as many as 202 were recruited into the Army. The record further indicated that 200 and 27 persons were enlisted in the Navy and Air-force respectively.

The overall summary of the entire personnel in Ekiti State Public service by gender in 2023 were 35,664. It shows that Female in the Public Service with total number of 22,459 is more than Male with total number of 13,205

CHAPTER 1

GOVERNANCE

2023

TABLE 1.1
NUMBER OF POLITICAL WARDS, POLLING UNITS, VEHICLE IDENTIFICATION AND YEAR OF LOCAL
GOVERNMENT CREATION IN EKITI STATE AS AT 2023

S/N	LOCAL GOVT./LCDEA	YEAR OF CREATION	NO OF POLITICAL WARDS	NO OF POLLING UNITS	VEHICLE IDENTIFICATION
1	ADO-EKITI	1989	13	209	ADK
2	ADO CENTRAL	2021	-	-	ADK
3	ADO NORTH	2021	-	-	ADK
4	ADO WEST	2021	-	-	ADK
5	EFON ALAAYE	1996	10	119	EFY
6	EKITI EAST	1976	12	95	MUE
7	EKITI SOUTH EAST	2021	-	-	
8	EKITI SOUTH WEST	1976	11	188	LAW
9	IGBARA/OGOTUN	2021	-	-	
10	EKITI WEST	1976	11	184	AMK
11	EKAMETA	2021	-	-	
12	OKEMESI/IDO ILE	2021	-	-	
13	EMURE	1996	10	93	EMR
14	GBONYIN	1996	-	-	DEA
15	AYEKIRE	2021	10	103	
16	IDO/OSI	1989	11	139	DEK
17	ISOKAN	2021	-	-	
18	IJERO	1976	12	138	JER
19	IREDE	2021	-	-	
20	IREWOLE	2021	-	-	
21	ESO OBE	2021	-	-	

22	IKERE	1989	11	87	KER
23	IKERE WEST	2021	-	-	
24	IKOLE	1976	12	182	KLE
25	IKOLE WEST	2021	-	-	
26	AJONI	2021	-	-	
27	KAJOLA	2021	-	-	
28	ILEJEMEJE	1996	10	91	YEK
29	IREPODUN/IFELODUN	1989	11	160	GED
30	ARAROMI	2021	-	-	
31	IFEDARA	2021	-	-	
32	ISE / ORUN	1989	10	108	SSE
33	MOBA	1989	11	112	TUN
34	ERO	2021	-	-	
35	OYE	1989	12	190	YEE
36	IFESOWAPO	2021	-	-	
37	IFELOJU	2021	-	-	
38	AYEDE	2021	-	-	
	TOTAL		177	2198	

SOURCE: EKSBS

TABLE 1.2
LIST OF GOVERNORS OF EKITI STATE, 1996 – 2023

S/N	NAMES	SEX	POST	DATES
1.	Lt. Col Inua Bawa	M	MILITARY ADMINISTRATOR	Oct 7 th 1996 – August 9 th , 1998
2.	Navy capt. Atanda Yusuf	M	MILITARY ADMINISTRATOR	August 10 th , 1998 – May 28 th , 1999
3.	Otunba Adeniyi Adebayo	M	GOVERNOR	May 29 th , 1999 – May 28 th , 2003
4.	Dr. Peter Ayodele Fayose	M	GOVERNOR	May 29 th 2003 – Oct 15 th , 2006
5.	Chief Friday Aderemi	M	ACTING GOVERNOR	Oct 16 th , 2006 – Oct 17 th , 2006
6.	Brigadier-General Adetunji Olurin	M	ADMINISTRATOR	Oct 18 th , 2006 – May 28 th , 2007
7.	Rt. Hon. Adetope Ademiluyi	M	ACTING GOVERNOR	May 29 th , 2007 -
8.	Engr. Adebayo Olusegun Oni	M	GOVERNOR	May 29 th 2007 – Feb 16 th , 2009
9	Rt Hon. Tunji Odeyemi	M	ACTING GOVERNOR	Feb 17 th , 2009 – May 5 th , 2009
10	Engr. Adebayo Olusegun Oni	M	GOVERNOR	May 6 th , 2009 – October 15 th , 2010
11	Dr. Kayode Fayemi	M	GOVERNOR	Oct 16 th , 2010 – Oct 15 th , 2014
12	Dr. Peter Ayodele Fayose	M	GOVERNOR	Oct 16 th , 2014 – Oct 15 th , 2018
13	Dr. Kayode Fayemi	M	GOVERNOR	Oct 16 th , 2018 – October 16 th 2022
14	Mr. Biodun Abayomi Oyebanji	M	GOVERNOR	October 16 th 2022- Till date

SOURCE: CABINET AND SPECIAL SERVICES, GOVERNOR'S OFFICE. ADO – EKITI.

TABLE 1.3
LIST OF DEPUTY GOVERNORS OF EKITI STATE, 1996 – 2023

S/N	NAME	SEX	POST	DATE APPOINTED TO THE POST	DATE LEFT OFFICE
1.	Chief Olatunde Paul Alabi	M	Deputy Governor	29 th May, 1999	May 28, 2003
2.	Surveyor Abiodun Aluko	M	Deputy Governor	29 th May, 2003	24 th September, 2004
3.	Mr. Adebisi Omoyeni	M	Deputy Governor	4 th October, 2004	12 th December, 2005
4.	Chief (Mrs) Abiodun Olujimi	F	Deputy Governor	14 th December, 2005	18 th Oct, 2006
5.	Alhaji (Dr) Sikiru Tae Lawal	M	Deputy Governor	29 th May, 2007	October 15, 2010
6.	Mrs Olufunmilayo Olayinka	F	Deputy Governor	October 16, 2010	April 6, 2013
7.	Prof. (Mrs) Modupe Adelabu	F	Deputy Governor	8 th May, 2013	15 th October 2014
8.	Prof. Kolapo Olusola	M	Deputy Governor	16 th Oct, 2014	15 th October 2018
9.	Chief Bisi Egbeyemi	M	Deputy Governor	16 th Oct, 2018	16 th October 2022
10	Mrs. Monisade Christianah Afuye	F	Deputy Governor	16 th October 2022	Till date

Source: Cabinet and Special Services Dept, Governor's Office, Ado-Ekiti.

TABLE 1.4**EKITI STATE EXECUTIVE COUNCIL, 2023**

S/N	NAME	SEX	DESIGNATION
1	Mr. Biodun Abayomi Oyebanji	M	Governor
2	Mrs. Monisade Christianah Afuye	F	Deputy Governor
3	Dr. (Mrs.) Habibat Omolara Adubiaro	M	Secretary to the State Government
4	Mr Bamidele Agbede	M	Head of Service
5	Barr. Dayo Apata, SAN	M	Attorney General & Comm. For Justice
6	Mr. Akin Oyebode	M	Comm. For Finance and Economic Development
7	Dr. Kofoworola Aderiye	F	Comm. For Education, Science and Technology
8	Mr. Oyeniyi Adebayo	M	Comm. For Budget, Economic Planning & Performance Management
9	Mr. Oluwaseun Fakuade	M	Comm. For Innovation, Science and Digital Economy
10	Chife folorunso olabode	M	Comm. For Local Government
11	Mr. Adeniyi Gold Adesola	M	Comm. For Youths Development
12	Dr. Kareem Makanjuola Akande	M	Comm. For Regional Development & Inter-Government Affairs
13	Prof. Patrick Tedela	M	Comm. For Capacity Development and Training
14	Prof. Ojo Bakare	M	Comm. For Arts, Culture & Creative Economic
15	Mr. Ajobiewe Kehinde Kolaweole	M	Comm. For Transprotaion
16	Mr. Fasae Kayode Omotayo	M	Comm. For Empolymnt & Wealth Creation
17	Mrs. Tayo Adeola	F	Comm. For Trade, Industres, Investmernt & Cooperative
18	Prof. Bolaji Aluko	M	Comm. For Infrastructure & Public Utilities
19	Mr. Ebenezer Boluwade	M	Comm. For Agriculture & Food Security
20	Otunba Dolamu Adeniyi	M	Comm. For Special Duties
21	R.T. Ho. Karohunwi Oladapo	M	Comm. For Physical Planning & Urban Development
22	Mrs. Peju Babafemi	F	Comm. For Women Affairs & Social Development
23	Mr. Atibioke Ojo Olaiya	M	Comm. For Chieftancy & Home Affairs
24	Hon.(Mrs.) Tosin Aluko	F	Comm. For Environment & Natural Resource
25	Rt. Hon. Olatunbosun Taiwo	M	Comm. For Information
26	Mr. Adebayo Adesola O.	M	Comm. For Works
27	Mr. Awe Abimbola Olufemi	M	Comm. For Rural & Community Development
28	Hon. Tade Aluko	F	Special Adviser, State Capital Development Authorities
29	Mr. Gboyega Olaniyo	M	Special Adviser, Bureau Of Housing & Mortgage Development
30	Chief (Mrs.) Kemi Olaleye	F	Special Adviser, Gender Empowerment & Mobilization
31	Hon. Abiola Olowookere	M	Special Adviser, Legislative Affairs
32	Hon. Gbenga Agbeyo	M	Special Adviser, Human Capital Development & Allied Matters

33	Hon. Femi Ajayi	M	Special Adviser, Independent Project Monitoring Office
34	Hon. (Mrs.) Yemisi Ayokunle	F	Special Adviser, Social Investment Programme
35	Mrs. Oluremi Ajayi Babington	F	Special Adviser, Rural Mobilization
36	Mrs. Adetoun Agboola	F	Special Adviser, Special Education & Social Inclusion
37	Dr. Ekundayo John Moyo	M	Special Adviser, Office of Transformation & Service Delivery
38	Mr. Ayeni Odunayo	M	Special Adviser, Governance
39	Mr. Niyi Idowu	M	Special Adviser, Legal Matters
40	Mr. Akinyele Olatunji Sunday	M	Special Adviser, Business Development
41	Dr. Azeez Mayowa Akeem	M	Special Adviser, Tertiary Education
42	Prince Adewole Oluseun Ajekaye	M	Special Adviser/Director General Sustainable Development Goals
43	Mr. James Babashola Folounso	M	Special Adviser, Bureau Of Public Procurement
44	Mr. Yinka Oyebode	M	Chief Press Secretary

SOURCE: Cabinet and Special Services, Governor's Office. Ado - Ekiti

TABLE 1.5
LIST OF SECRETARIES TO THE STATE GOVERNMENT IN EKITI STATE, 1996 - 2023

S/N	NAME	SEX	POST	DATE APPOINTED TO THE POST	DATE LEFT OFFICE
1.	Mr. Joshua Adeyeye Ibidunmoye	M	SSG	Oct. 15, 1996	Oct. 1998
2.	Barrister Afolabi Ojuawo	M	SSG	31 st May, 1999	29 th May, 2003
3.	Hon. Adeola Alofe	M	SSG	29/5/2003	May, 2005
4.	Chief Bade Gboyega	M	SSG	May, 2005	Oct., 2006
5.	Mrs. Abike Sonaiki	F	SSG	October, 2006	May, 2007
6.	Amb. Dare Bejide	M	SSG	4/6/2007	15 th October, 2010
7	Dr.A. G. Owolabi	M	SSG	October, 2010	15 th oct, 2014
8.	Dr. (Mrs) Modupe Alade	F	SSG	October, 2014	15 th October, 2018
9.	Mr Abiodun Oyebanji	M	SSG	Oct 16 th , 2018	May 9 th , 2022
10.	Mr. Foluso Daramola	M	SSG	9 th May,2022	16 th October 2022
11	Dr. Habibat Adubiaro	M	SSG	16 th October 2022	Till date

SOURCE: CABINET AND SPECIAL SERVICES DEPT., GOVERNOR'S OFFICE, ADO-EKITI.

TABLE 1.6
LIST OF HEADS OF SERVICE IN EKITI STATE, 1996 – 2023

S/N	NAME	SEX	POST	DATE APPOINTED TO THE POST	DATE LEFT OFFICE
1.	Mr. Ibidunmoye Joshua Adeyeye	M	HoS	Oct., 1996	Oct, 1998
2.	Late Mr. Lafimihan Olagunju	M	HoS	Oct., 1998	Jan., 2004
3.	Elder Olu Bankole	M	HoS	10 th Jan, 2004	May, 2007
4.	Mr. Olufemi Adewumi, MNI	M	HoS	4 th June, 2007	May, 2007
5.	Mr. Bunmi. P. Famosaya, MNI	M	HoS	16 th December, 2010	Dec, 2014
6.	Dr. Olugbenga Peter Faseluka	M	HoS	1 ST December, 2014	Dec, 2018
7.	Mrs. Peju Babafemi(Acting)	F	(Ag)HoS	Dec ,2018	April, 2019
8.	Mr. Ayodeji Ajayi	M	HoS	April, 2019	9 th February, 2020
9.	Mrs. Peju Babafemi	F	HoS	10 th February, 2020	30 th June, 2022
10.	Mr. Bamidele Olugbenga Agbede	M	HoS	1 st July, 2022	18 th August, 2023
11	Engr. Sunday Olanrewaju Komolafe	M	HoS	21 st August, 2023	July, 2024
12	Dr. (Mrs) Olufolake Gbonjubola Olomojobi	F	HoS	July, 2024	Till date

SOURCE: Cabinet and Special Services Dept., Governor's Office, Ado-Ekiti.

LEGISLATIVE ARM

TABLE 1.7
LIST OF SPEAKERS OF EKITI STATE HOUSE OF ASSEMBLY, 1999-2023

S/N	NAME	SEX	PERIOD
1.	Rt. Hon. Kola Adefemi	M	1 st June 1999-28 th May 2003
2.	Rt. Hon. Patrick Sola Ajigbolamu	M	2 nd June 2003 – 19 th July 2004
3.	Rt. Hon. Friday Aderemi	M	20 th July 2004- 18 th Oct. 2006
4.	Rt. Hon. Adetope Ademiluyi	M	18 th Oct. 2006-18 th Oct 2006
5.	Rt. Hon.Olusola Omolayo	M	3 rd May 2007-5 th June, 2007
6.	Rt. Hon. Olufemi Bamisile	M	6 th June 2007- 29 th July, 2008
7.	Rt. Hon. Olatunji Odeyemi	M	29 th July, 2008- 17 th Feb 2009
8.	Rt. Hon. Saliu Adeoti (Acting)	M	17 th Feb. 2009- 5 th May, 2009
9.	Rt. Hon. Olatunji Odeyemi	M	6 th May 2009-5 th June 2011
10.	Rt. Hon. (Dr.) Adewale Omirin	M	6 th June 2011-11 th Nov 2014
11.	Rt. Hon.Olugbemi Joseph Dele	M	12 th Nov 2014 – 4 TH June 2015
12.	Rt. Hon. Oluwawole Kolawole	M	5 TH June 2015 – 5 th Oct 2018
13	Rt. Hon.Adeniran Alagbada	M	5 th Oct 2018 – 29 th May 2019
14	Late Rt . Hon .Funminiyi Afuye	M	6 th June 2019 -19 th October 2022
15	Rt . Hon .Gboyega Aribisogan	M	16 th November 2022 – 21 st November 2022
15	Rt. Hon Olubunmi Adelugba	M	21 st November 2022- 5 th June, 2023
16	Rt Hon. Adeoye Aribasoye	M	6 th June, 2023 – Till date

SOURCE: EKITI STATE HOUSE OF ASSEMBLY, ADO-EKITI

TABLE 1.8
EKITI STATE 7th HOUSE OF ASSEMBLY MEMBERS AND THEIR PORTFOLIO, 2023

S/N	NAME	SEX	CONSTITUENCY	L G	HOME TOWN	PORTFOLIO
1	RT.HON.ADEOYE STEPHEN	M	IKOLE	ODO - AYEDUN	ODO-AYEDUN	i. SPEAKER ii. CHAIRMAN ON ALL COMMITTEES
2	RT, HON.BOLAJI OLAGBAJU	F	ADO II	ADO - EKITI	ADO	i. CHAIRPERSON ON COMMITTEE ON WOMEN AFFAIRS AND SOCIAL DEVELOPEMENT
3	HON. TOLULOPE MICHEAL IGE	M	EKITI SOUTH WEST II	OGOTUN-EKITI	OGOTUN	i. LEADER OF BUSINESS(MAJORITY LEADER) ii. CHAIRMAN ON COMMUTTIE ON RULES AND BUSINESS
4	HON . OLAOYE OLADELE OGUNSAKIN	M	EKITI EAST I	OMUO-EKITI	OMUO	i. MAJORITY LEADER ii. CHAIRMAN ON COMMUTTIE ON PUBLIC SERVIVES MATTER ESTABLISHMENT AND TRAINING
5	HON. BOSEDE YINKA OLOWOOKERE	F	EFON	EFON	EFON	i. CHIEF WHIP ii. CHAIRPERSON ON COMMITTEE ON GOVERNOR'S OFFICE ,GOVERNMENT HOUSE AND CONSISTUENCY OUTREACH
6	HON. EBENEZER OLUWAYOMI AYORINDE	M	IDO/OSI II			i. DEPUTY CHIEF WHIP ii. CHAIRMAN ON COMMITTEE ON LAND AND HOUSING
7	HON . (ALHAJA) MARYAM BIMBOLA OGUNLADE	F	EMURE	EMURE-EKITI	EMURE	i. DEPUTY CHEIF WHIP ii. CHAIRPERSON ON COMMITTEE ON LOCAL GOVERNMENT CHIEFTANCY AFFAIRS
8	HON.KEHINDE ANATHONY ADARAMODU	M	EKITI SOUTH WEST I	ILAWE - EKITI	ILAWE	i. CHAIRMAN ON COMMITTEE ON WORKS AND TRANSPORT
9	HON. AYODEJI ADAYINDE ADEGBITE	M	ADO I	ADO EKITI	ADO	i. CHAIRMAN ON PUBLIC PETITIONS COMMITTEE . ii. CHAIRMAN ON COMMITTEE ON STATE INDEPENDENT ELECTORIAL COMMISSION (SIEC) AND INTERNATIONAL AGENCIES
10	HON . KAREEM AGUNBIADE	M	EKITI WEST I	ARAMOK O EKITI	ARAMOKO	i. CHAIRMAN ON COMMITTEE ON CULTURE AND TORISM
11	HON. LATEEF OLUWOLE AKANDE	M	EKITI - EAST II	OMUO - EKITI	OMUO	i. CHAIRMAN ON COMMITTEE ON PUBIC ACCOUNT

12	HON. FEMI OLARENWAJU AKINDELE	M	IREPODUN/IFEL ODUN I	IGEDE - EKIT	IGEDE	i. CHAIRMAN ON COMMITTEE ON INFRASTRUCTURE AND PUBIC UTILITIES
13	HON. JACOB ADEYEMI AWONIYI	M	MOBA II	ERINMOP E	ERINMOPE	i. CHAIRMAN ON COMMITTEE ON EDUCATION SERVICE AND TECHNOLOGY
14	HON. JOHNSON OYEKOLA BODE ADEOYE	M	EKITI WEST II	OKEMESI EKITI	OKEMESI	i. CHAIRMAN ON COMMITTEE ON HOUSE AND SERVICE
15	HON. BABAFEMI SUNDAY FATUNLA	M	IKOLE I	OKOLE – EKITI	IKOLE	i. CHAIRMAN ON COMMITTEE ON DUEPROCESS & SUSTAINABLE DEVELOPMENT GOALS (SDCLs)
16	HON. ABIODUN BABATUNDE FAWEKUN	M	IDO-OSI I	IDO- OSI	IDO EKITI	i. CHAIRMAN ON COMMITTEE ON AGRICULTURE AND RURAL DEVELOPMENT
17	HON. LAWRENCE BABATUNDE IDOWU	M	IKERE	IKERE EKITI	IKERE	i. CHAIRMAN ON COMMITTEE ON EHICS AND PRIVILEGES ii. CHAIRMAN ON COMMITTEE ON INFORMATION AND VALUE ORIENTATION
18	RT. HON. HAKEEM JAMIU AYODEJI	M	IREPODUN/IFEL ODUN	IGBEMO EKITI-	IGBEMO	i. CHAIRMAN ON COMMITTEE ON INTERPARLIAMENTARY RELATIONS
19	HON . IDOWU SUNDAY ODEBUNMI	M	OYE I	OYE EKITI	OYE	i. CHAIRMAN ON COMMITTEE ON INVESTMENT TRADE AND INDUSTRIES
20	HON .IDOWU SUNDAY ODEEBUNMI	M	OYE II			i. CHAIRMAN ON COMMITTEE ON YOUTHS AND SPORTS
21	HON. ADEMOLA MARTIS OJO	M	IJERO	IJERO	IJERO	i. CHAIRMAN ON COMMITTEE ON LEGISLATIVE COMPLIANCE
22	HON.BABATUNDE OKE	M	IKERE I	IKERE - EKITI	IKERE	i. CHAIRMAN ON COMMITTEE ON MEDIA AND PUBLIC AFFAIRS ii. CHAIRMAN ON COMMITTEE ON JUDICIARY AND LEGAL MATTERS
23	HON,(BARR.) FAKUNLE IYABODE	F	ILEJEMEJE	EMU	IYE-EKITI	i. CHAIRPERSON ON COMMITTEE ON ENVIRONMENT
24	HON. ADETEJU EYTAYO OKUYIGA	F	GBONYIN	AISEGBA	AISEGBA	i. CHAIRPERSON ON COMMITTEE ON FINANCE AND APPROPRIATION
25	HON. BABATUNDE E. OMOTAYO	M	ISE-ORUN	ISE-EKITI	ISE	ii. CHAIRMAN ON COMMITTEE ON SECURITY AND SPECIAL DUTIES
26	HON.CHRISTIANA ABIMBOLA SOLANKE	F	MOBA I	OTUN- EKITI	OTUN	iii. CHAIRPERSON ON COMMITTEE ON HEALTH HUMAN SERVIVES AND HIV/AIDS

SOURCE: House of Assembly

TABLE 1.9
LIST OF GRADE 'A' TRADITIONAL RULERS BY TOWNS AND LOCAL GOVERNMENT AREA IN EKITI STATE, 2023

S/N	GRADE A	TOWN	LOCAL GOVERNMENT
	TRADITIONAL TITLE		
1	AJERO	IJERO EKITI	IJERO
2	ALAAYE	EFON ALAAYE	EKITI WEST
3	ALAAYE	OKE AYEDUN EKITI	IKOLE
4	ALARA	ARAMOKO	EKITI WEST
5	ALARE	ARE-EKITI	IREPODUN / IFELODUN
6	ALAWE	ILAWE EKITI	EKITI SOUTH-WEST
7	ARAJAKA	IGBARA ODO EKITI	EKITI SOUTH WEST
8	ARINJALE	ISE EKITI	ISE / ORUN
9	ATTA	AYEDE EKITI	OYE
10	ELEKOLE	IKOLE EKITI	IKOLE
11	ELEMURE	EMURE EKITI	EMURE
12	EWI	ADO EKITI	ADO
13	OBALEO	ERINMOPE EKITI	MOBA
14	OBANLA	IJE-ISU EKITI	IKOLE
15	OGOGA	IKERE EKITI	IKERE
16	OLODE	ODE EKITI	AIYEKERE
17	OLOGOTUN	OGOTUN EKITI	EKITI SOUTH WEST
18	OLOJUDO	IDO-ILE EKITI	EKITI WEST
19	OLOJUDO	IDO EKITI	IDO / OSI
20	OLOMUO	OMUO-EKITI	EKITI EAST
21	OLOSI	OSI - EKITI	IDO / OSI
22	OLOTUNJA	OTUNJA EKITI	IKOLE
23	OLOYE	OYE EKITI	OYE
24	OLUKORO	IKORO EKITI	IJERO
25	OLUYIN	IYIN EKITI	IREPODUN / IFELODUN
26	ONIGEDE	IGEDE EKITI	IREPODUN / IFELODUN
27	ONISAN	ISAN EKITI	OYE
28	ONITAJI	ITAJI EKITI	OYE
29	ONIYE	IYE EKITI	ILEJEMEJE
30	OORE	OTUN EKITI	MOBA
31	OWA OOYE	OKEMESI EKITI	EKITI WEST

TABLE 1.9 Cont.**LIST OF GRADE 'B' TRADITIONAL RULERS BY TOWNS AND LOCAL GOVERNMENT AREA IN EKITI STATE, 2022**

S/N	GRADE B TRADITIONAL TITLE	TOWN	LOCAL GOVERNMENT
1	ALARA	ARA IJERO EKITI	IJERO
2	ALARA	ARA IKOLE - EKITI	IKOLE
3	ALASA	ILASA EKITI	EKITI EAST
4	ALAWO	AWO EKITI	IREPODUN / IFELODUN
5	ALAWOROKO	IWOROKO-EKITI	IREPODUN / IFELODUN
6	ALAYEGUNLE	AYEGUNLE EKITI	IJERO
7	ALAYETORO	AYETORO EKITI	IDO / OSI
8	APALUFIN	AISEGBA EKITI	AIYEKIRE
9	APEJU	ILUPEJU	OYE
10	ASABA	ISABA - EKITI	IKOLE
11	ELEDA	EDAONIYO EKITI	ILEJEMEJE
12	ELERIO	ERIO EKITI	EKITI WEST
13	OBANLA	IPAO EKITI	IKOLE
14	OJURIN	IJURIN EKITI	IJERO
15	OLOHAN	ERINJIYAN EKITI	EKITI WEST
16	OLORIN	ORIN ODO - EKITI	IKOLE
17	OLOSAN	OSAN - EKITI	MOBA
18	OLOWA	ODO OWA EKITI	IJERO
19	OLU	ITAPAJI EKITI	IKOLE
20	OLUFAKI	IFAKI EKITI	IDO / OSI
21	OLULORO	ILORO EKITI	IJERO
22	OLUPOTI	IPOTI EKITI	IJERO
23	OLUSI	USI EKITI	IDO / OSI
24	OLUSIN	USIN EKITI	IKOLE
25	ONIGBEMO	IGBEMO EKITI	IREPODUN / IFELODUN
26	ONIGOGO	IGOGO EKITI	MOBA
27	ONIKUN	IKUN EKITI	MOBA
28	ONIMESI	IMESI EKITI	AIYEKIRE
29	ONIRE	IRE EKITI	OYE
30	ONIROPORA	IROPORA EKITI	IREPODUN / IFELODUN
31	ONISE	ODO ORO EKITI	IKOLE
32	OROO	AGBADO EKITI	AIYEKIRE
33	OWA	ILUDUN EKITI	ILEJEMEJE
34	OWA	ODO AYEDUN EKITI	IKOLE
35	OWA	OSUN EKITI	MOBA
36	OWALOGBO	ILOGBO EKITI	IDO / OSI
37	OWATAPA	ITAPA EKITI	OYE

TABLE 1.9 Cont.**LIST OF GRADE 'C' TRADITIONAL RULERS BY TOWNS AND LOCAL GOVERNMENT AREA IN EKITI STATE, 2022**

S/N	GRADE C		LOCAL GOVERNMENT
	TRADITIONAL TITLE	TOWN	
1	AJAGUN	ILU OMOOBA	AIYEKIRE
2	ALAAYE	AAYE OJA EKITI	MOBA
3	ALAAYE	AAYE EKITI	IDO / OSI
4	ALFAO	AFAO EKITI	IREPODUN / IFELODUN
5	ALAFON	ILAFON EKITI	OYE
6	ALAMO	ILAMO EKITI	IKOLE
7	ALARAROMI	ARAROMI EKITI	IJERO
8	ALASIN	ASIN EKITI	IKOLE
9	AMURO	TEMIDIRE EKITI	IKOLE
10	ARONIRO	IRO EKITI	MOBA
11	EESALOKUN	ILOKUN EKITI	IJERO
12	EISA	IRA EKITI	MOBA
13	ELEDA	EDA ILE EKITI	EKITI EAST
14	ELEJELU	IJELU EKITI	OYE
15	ELEPE	EPE EKITI	IJERO
16	ELEPE	EPE EKITI	MOBA
17	ELERI	IKUNRI EKITI	IKOLE
18	ELESUN	ESUN EKITI	IKOLE
19	ELESURE	ESURE EKITI	IREPODUN / IFELODUN
20	ELEWU	EWU EKITI	ILEJEMEJE
21	ELEYIO	EYIO EKITI	IREPODUN / IFELODUN
22	OBADU	ILEMESO EKITI	OYE
23	OBALEMO	ODO ORA EKITI	IDO / OSI
24	OBALOJA	OLOJE EKITI	OYE
25	OBALOKE	IGBONA EKITI	IKOLE
26	OBANIKOSUN	IKOSUN EKITI	MOBA
27	OBASAOYE	ISA OYE EKITI	MOBA
28	ODOLOFIN	ARAROMI OBO EKITI	IREPODUN / IFELODUN
29	OLOJA	ARAROMI OKE EKITI	EKITI EAST
30	OLOJA	IKOGOSI EKITI	EKITI WEST
31	OLOOJEBU	OKE IJEBU EKITI	IKOLE

32	OLORA	OKE ORI EKITI	IDO / OSI
33	OLORIN	ORIN EKITI	IDO / OSI
34	OLOSIN	OSIN EKITI	OYE
35	OLOWURO	ORUN EKITI	ISE / ORUN
36	OLU	IYEMERO EKITI	IKOLE
37	OLUGBOLE	IGBOLE EKITI	IDO / OSI
38	OLUMOJO	IMOJO EKITI	OYE
39	OLUPOLE	IPOLE ILORO EKITI	EKITI WEST
40	OLUROYE	IROKO EKITI	IJERO
41	ONIFISHIN	IFISHIN EKITI	IDO / OSI
42	ONIJAN	IJAN EKITI	AIYEKIRE
43	ONIJESA	IJESAMODUN EKITI	ILEJEMEJE
44	ONIKOYI	IKOYI EKITI	IKOLE
45	ONIKUN	IKUN OBA EKITI	EKITI EAST
46	ONIKUN	TEMIDIRE EKITI	IJERO
47	ONIPERE	IPERE EKITI	ILEJEMEJE
48	ONIRARE	IRARE EKITI	MOBA
49	ONIRELE	IRELE EKITI	IKOLE
50	ONIRO	IRO EKITI	AIYEKIRE
51	ONISIN	ISINBODE EKITI	EKITI EAST
52	OWA	AYEBODE EKITI	IKOLE
53	OWA AYEBAJU EKITI	AYEGBAJU EKITI	OYE
54	OWA	EGBE EKITI	AIYEKERE
55	OWA	OKE AKO EKITI	IKOLE
56	OWA	OKE ARO EKITI	IJERO
57	OWAJUMU	OMU EKITI	OYE

SOURCE: Bureau of Chiefstancy

CHAPTER 2

VITAL STATISTICS

EKITI STATE OF NIGERIA FACTS AND FIGURES 2023

TABLE 2.1
POPULATION AND DEMOGRAPHY

S/N	LOCAL GOVERNMENT	1963		1991		2006	
		POPULATION	% DISTRIBUTION	POPULATION	% DISTRIBUTION	POPULATION	% DISTRIBUTION
1	ADO-EKITI	157,519	11.11	156,122	10.17	313,690	13.08
2	EFON ALAAYE	67,090	4.73	80,243	5.23	87,187	3.63
3	EKITI EAST	38,701	2.73	65,952	4.29	138,340	5.77
4	EKITI SOUTH WEST	129,557	9.13	140,183	9.13	165,087	6.88
5	EKITI WEST	104,257	7.36	139,139	9.06	179,600	7.49
6	EMURE	39,627	2.79	63,416	4.13	94,264	3.93
7	GBONYIN	86,147	6.08	67,777	4.41	147,999	6.17
8	IDO/OSI	97,365	6.87	98,584	6.42	160,001	6.67
9	IJERO	131,381	9.27	95,365	6.21	221,873	9.25
10	IKERE	107,216	7.56	58,612	3.82	148,558	6.19
11	IKOLE	98,657	6.96	119,796	7.80	170,414	7.10
12	ILEJEMEJE	14,556	1.03	20,573	1.34	43,459	1.81
13	IREPODUN/IFELODUN	104,818	7.39	110,259	7.18	131,330	5.50
14	ISE / ORUN	51,438	3.63	76,998	5.01	113,951	4.75
15	MOBA	98,515	6.95	128,427	8.36	145,408	6.06
16	OYE	90,703	6.39	115,244	7.50	137,796	5.74
	TOTAL	1,417,547	100.0	1,535,790	100.0	2,398,957	100.0
	GROWTH RATE (EKITI)			0.29% between 1963 and 1991		3.1% between 1991 and 2006	
	GROWTH RATE (NIGERIA)			2.8% between 1963 and 1991		3.2% between 1991 and 2006	

SOURCE: NATIONAL POPULATION COMMISSION/STATE BUREAU OF STATISTICS, ADO – EKITI.

TABLE 2.2
EKITI STATE 2006 POPULATION DISTRIBUTION BY SENATORIAL DISTRICTS, FEDERAL CONSTITUENCIES AND LOCAL GOVERNMENT, 2023

SENATORIAL DISTRICT	FEDERAL CONSTITUENCIES	LOCAL GOVERNMENT	2023		
			MALE	FEMALE	TOTAL
EKITI CENTRAL	Ekiti Central I	ADO EKITI	313,627	293,152	606,779
		IREPODUN/IFELODUN	113,157	111,026	224,183
	Ekiti Central II	EFON	74,404	74,426	148,830
		EKITI WEST	155,750	150,831	306,581
		IJERO	191,806	186,936	378,742
SUB-TOTAL			848,744	816,371	1,665,115
EKITI NORTH	Ekiti North I	IKOLE	148,294	142,606	290,900
		OYE	119,169	116,052	235,221
	Ekiti North II	IDO/OSI	139,056	134,069	273,125
		ILEJEMEJE	37,572	36,614	74,185
		MOBA	129,302	118,913	248,215
SUB-TOTAL			573,393	548,254	1,121,646
EKITI SOUTH	Ekiti South I	EKITI SOUTH WEST	142,393	139,414	281,807
		IKERE	118,215	135,377	253,592
		ISE/ORUN	98,569	95,948	194,517
	Ekiti South II	EKITI EAST	119,529	116,620	236,149
		EMURE	81,539	79,371	160,911
		GBONYIN	128,610	124,027	252,637
SUB-TOTAL			688,855	690,757	1,379,613

SOURCE : Ekiti State Bureau of Statistics, Ado – Ekiti.



Fig. 2.1

EKITI STATE OF NIGERIA

2023

TABLE 2.3
2006 POPULATION FIGURES AND PROJECTIONS (2023)

EKITI STATE, NIGERIA							
S/N	LOCAL GOVERNMENT	2006			2023		
		MALE	FEMALE	TOTAL	MALE	FEMALE	TOTAL
1	ADO	162,563	151,127	313,690	313,627	293,152	606,779
2	EFON	43,587	43,600	87,187	74,404	74,426	148,830
3	EKITI EAST	70,022	68,318	138,340	119,529	116,620	236,149
4	EKITI SOUTH WEST	83,416	81,671	165,087	142,393	139,414	281,807
5	EKITI WEST	91,241	88,359	179,600	155,750	150,831	306,581
6	EMURE	47,767	46,497	94,264	81,539	79,371	160,911
7	GBONYIN	75,342	72,657	147,999	128,610	124,027	252,637
8	IDO - OSI	81,461	78,540	160,001	139,056	134,069	273,125
9	IJERO	112,363	109,510	221,873	191,806	186,936	378,742
10	IKERE	69,252	79,306	148,558	118,215	135,377	253,592
11	IKOLE	86,873	83,541	170,414	148,294	142,606	290,900
12	ILEJEMEJE	22,010	21,449	43,459	37,572	36,614	74,185
13	IREPODUN/IFELODUN	66,289	65,041	131,330	113,157	111,026	224,183
14	ISE-ORUN	57,743	56,208	113,951	98,569	95,948	194,517
15	MOBA	75,747	69,661	145,408	129,302	118,913	248,215
16	OYE	69,811	67,985	137,796	119,169	116,052	235,221
	TOTAL	1,215,487	1,183,470	2,398,957	2,110,991	2,055,383	4,166,374

SOURCE : Ekiti State Bureau of Statistics, Ado – Ekiti.

TABLE 2.4
POPULATION DENSITY BY LOCAL GOVERNMENT AREAS IN EKITI STATE, 2023

S/N	LOCAL GOVERNMENT	2023 PROJECTED POPULATION	LAND MASS KM ²	2023 POPULATION DENSITY
1	ADO	606,779	345.25	1757.5
2	EFON	148,830	243.21	611.9
3	EKITI EAST	236,149	333.82	707.4
4	EKITI SOUTH WEST	281,807	403.86	697.8
5	EKITI WEST	306,581	352.56	869.6
6	EMURE	160,911	268.32	599.7
7	GBONYIN	252,637	346.32	729.5
8	IDO/OSI	273,125	340.19	802.9
9	IJERO	378,742	365.99	1034.8
10	IKERE	253,592	230.93	1098.1
11	IKOLE	290,900	874.94	332.5
12	ILEJEMEJE	74,185	96.96	765.1
13	IREPODUN/IFELODUN	224,183	380.96	588.5
14	ISE/ORUN	194,517	371.90	523.0
15	MOBA	248,215	188.76	1315.0
16	OYE	235,221	661.91	355.4
	TOTAL	4,166,374	5,805.84	12,788.7

SOURCE : Ekiti State Bureau of Statistics, Ado – Ekiti.

TABLE 2.5
TRENDS OF POPULATION GROWTH IN EKITI STATE, 2019 - 2023

S/N	YEAR	POPULATION FIGURE (Growth rate - 3.2%)		
		MALE	FEMALE	TOTAL
1	2019	1,857,362	1,808,436	3,665,798
2	2020	1,917,759	1,867,242	3,785,001
3	2021	1,980,120	1,927,960	3,908,080
4	2022	2,044,508	1,990,652	4,035,161
5	2023	2,110,991	2,055,383	4,166,374

SOURCE : Ekiti State Bureau of Statistics, Ado – Ekiti.

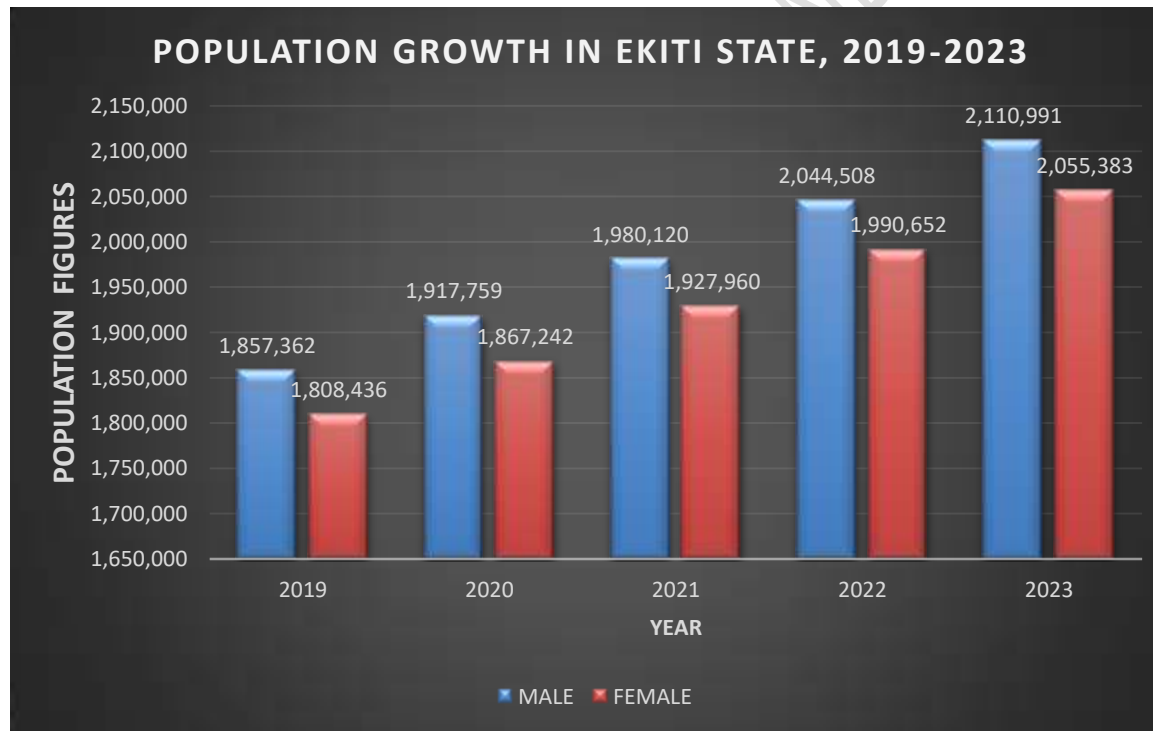


Fig. 2.2

TABLE 2.6

EKITI STATE SUMMARY FOR POPULATION PROJECTIONS (RURAL AND URBAN) 2023			
LOCAL GOVERNMENT AREA	2023 POPULATION FIGURES		
	URBAN	RURAL	TOTAL
ADO	534,672	119,792	654,464
EFON	119,391	29,439	148,830
EKITI EAST	209,632	26,517	236,149
EKITI SOUTH WEST	226,206	55,601	281,807
EKITI WEST	239,626	66,955	306,581
EMURE	95,864	65,047	160,911
GBONYIN	168,533	84,104	252,637
IDO - OSI	245,345	27,780	273,125
IJERO	292,788	85,954	378,742
IKERE	225,272	28,320	253,592
IKOLE	168,376	122,524	290,900
ILEJEMEJE	25,946	48,240	74,185
IREPODUN/IFELODUN	178,735	45,448	224,183
ISE-ORUN	121,494	73,023	194,517
MOBA	220,069	28,145	248,215
OYE	196,620	38,600	235,221
TOTAL	3,220,884	945,490	4,166,374

SOURCE : Ekiti State Bureau of Statistics, Ado – Ekiti.

TABLE 2.7

AGE GROUP (YEARS)	EKITI STATE POPULATION PROJECTION BY AGE GROUP 2023					
	2006 POPULATION FIGURES			2023 POPULATION PROJECTIONS		
	MALE	FEMALE	TOTAL	MALE	FEMALE	TOTAL
0-4	141,279	134,061	275,340	244,875	232,258	477,133
5-9	160,214	146,780	306,994	278,651	254,868	533,518
10-14	160,801	144,200	305,001	278,651	250,757	529,408
15-19	152,578	143,733	296,311	265,985	250,757	516,742
20-24	128,689	133,026	261,715	223,765	230,203	453,968
25-29	93,536	109,647	203,183	162,546	191,151	353,697
30-34	67,936	81,438	149,374	118,215	141,821	260,037
35-39	56,883	71,240	128,123	99,217	123,323	222,540
40-44	58,791	56,702	115,493	101,328	98,658	199,986
45-49	48,424	45,358	93,782	84,440	78,105	162,544
50-54	45,964	35,933	81,897	80,218	61,661	141,879
55-59	22,835	21,494	44,329	40,109	36,997	77,106
60-64	28,563	22,509	51,072	48,553	39,052	87,605
65-69	13,662	12,521	26,183	23,221	22,609	45,830
70-74	15,485	9,074	24,559	27,443	16,443	43,886
75-79	6,008	4,892	10,900	10,555	8,222	18,776
80-84	6,531	5,524	12,055	10,555	10,277	20,832
85+	7,308	5,338	12,646	12,666	8,222	20,887
Total	1,215,487	1,183,470	2,398,957	2,110,991	2,055,383	4,166,374

SOURCE : Ekiti State Bureau of Statistics, Ado – Ekiti.

CHAPTER 3

PUBLIC SERVICE MANPOWER

EKITI STATE OF NIGERIA FACTS AND FIGURES 2023

TABLE 3.1
SUMMARY OF PERSONNEL IN PUBLIC SERVICE BY GENDER, EKITI STATE, 2023

	NO OF ESTABLISHMENT	NO OF PERSONNEL		TOTAL PERSONNEL
		M	F	
TOTAL	101	13205	22459	35664
%		37.0	63.0	100

SOURCE : Ekiti State Bureau of Statistics, Ado – Ekiti.

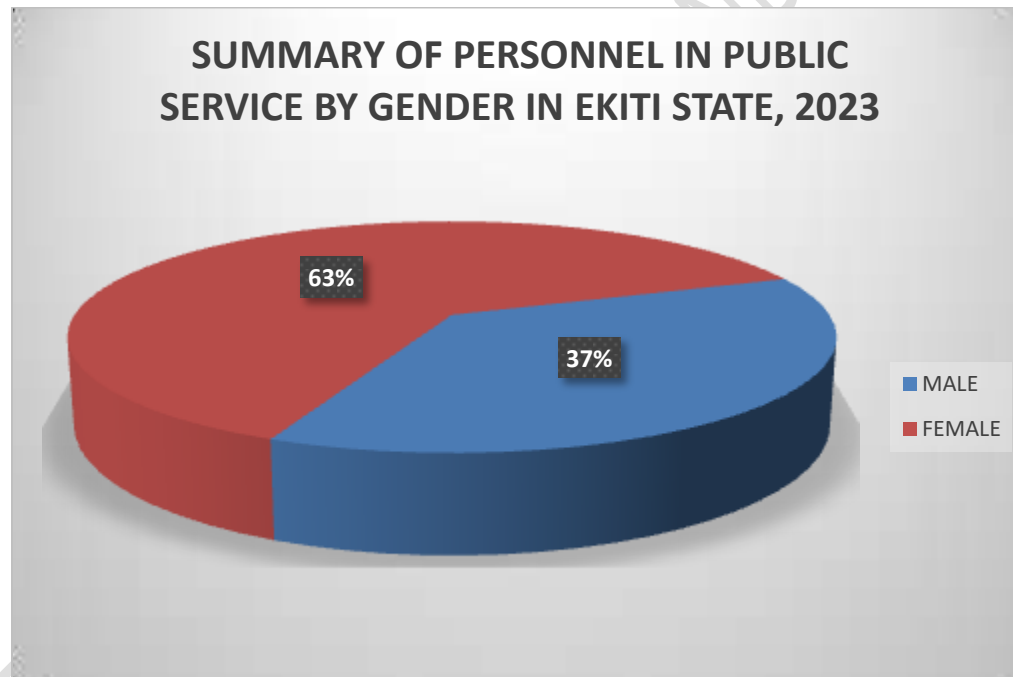


Fig. 3.1

TABLE 3.2
DISTRIBUTION OF PUBLIC SERVICE PERSONNEL BY LENGTH OF SERVICE IN EKITI STATE 2023.

LENGTH OF SERVICE	<5	05-09	10-14	15-19	20-24	25-29	30-34	35>	TOTAL
NO OF PERSONNEL	4832	2845	4355	10487	6645	3648	2667	185	35664
%	13.55	7.98	12.21	29.41	18.63	10.23	7.48	0.52	100.00

SOURCE : Ekiti State Bureau of Statistics, Ado – Ekiti.

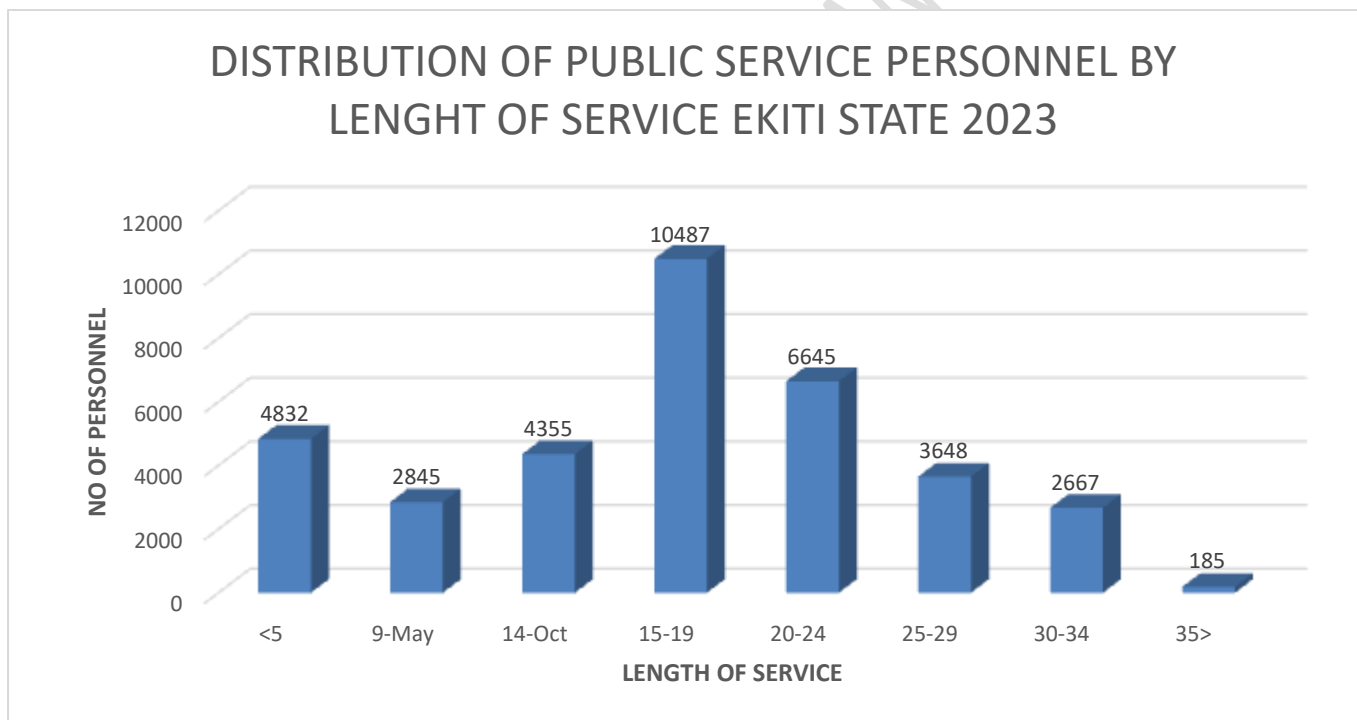


Fig. 3.2

TABLE 3.3
LIST OF PERMANENT SECRETARIES IN EKITI STATE, AS AT JULY, 2023

S/N	NAME	SEX	OFFICE
1	Mr. Olusesan K. Alabi	M	Ministey Of Information
2	Dr. (Mrs.) Olufolakemi Gbonjubola Olomojobi	F	Ministry Of Education
3	Mr. Babatunde Alokun	M	Ministry Of Enviroment & Natural Resources
4	Mrs. Olabisi Abiodun Akindele	F	Ministry Of Chieftancy & Home Affairs
5	Engr. Olmide Ayodeji Ajayi	M	Ministry Of Infrastructure & Public Utility
6	Mr. James Adeniyi Owolabi	M	General Administration Department
7	Mr. Bamidele Simeon Arowosola	M	Ministry Of Youths & Sports Development
8	Mr. Abayomi Micheal Opeyemi	M	Office Of The Deputy Governor
9	Mr. Ibrahim Titilope Ganiyu	M	Ministry Of Works
10	Mr. Oluwadare B. Ajayi	M	Ministry Of Employment & Wealth Creation
11	Mr. Adedayo Ajobiwe	M	Ministry Of Local Government Affairs
12	Mrs. Kemisola Olabisi Aiyegbusi	F	Political & Economic Affairs
13	Mr. Ezekiel Olufemi Adebisi	M	Ministry Of Capacity Development & Training
14	Mr. Adeleke Adefolaju	M	On Course At Kuru, Jos
15	Mr. Afolabi Benjamin Adebisi	M	State Universal Basic Education Board (SUBEB)
16	Mr. Ayodele Paul Adeyanju	M	Ministry Of Innovation, Science & Digital Economy
17	Engr. Olugbenga Omoniyi Odesanmi	M	Ministry Of Agriculture & Food Security
18	Mrs. Olariike Titilayo Olayinka	F	Office Of The Accountant-General
19	Engr. Johnson Oluwole Adeola	M	Ministry Of Physical Planning & Urban Development
20	Mrs. Taiwo Modupe Akinbolawa	F	Ekiti State Independent Electoral Commission (SIEC)
21	Mr. Babatunde Patrick Adesola	M	Central Internal Audit
22	Mrs. Omotola kikelomo Faseluka	F	Pension Commission
23	Mr. Aderemi Oladele Ogunsemoyin	M	Ministry Of Industry, Trade & Investments
24	Mr. Emmanuel Babatunde Jegede	M	Local Government Service Commission
25	Mr. Tajudeen Gbenga Adesola	M	Office Of the Governor
26	Mr. Olwadare Julius Jolumo	M	Ministry Of Finance
27	Mrs. Oyeyemi Oyenike Kayode-Ojo	F	Cabinet & Special Service Department
28	Dr. Olasunkanmi Alabi	M	Hospitals' Management Board
29	Mr. Micheal O. Omolayo	M	Teaching Service Commission
30	Mrs. Olusola Adeluyi-Femi	F	Ministry Of Arts, Culture and Creative Economy

TABLE 3.3(Cont.)
LIST OF PERMANENT SECRETARIES IN EKITI STATE, 2023

31	Engr. Philip Okundayo Atere	M	Ekiti State Electricity Board
32	Mr. Olajide Ayodele Borode	M	State Emergency Management Agency
33	Mr. Francis Bamisaye Omotosho	M	Pension Transition Arrangement Department
34	Mr. Sunday Julius Bamise	M	Ministry of Justice
35	Mrs. Olusola Oluwasefunmi Gbengas-Igotun	F	Ministry Of Health & Human Service
36	Mr. Ebenezer Babatope Ojo	M	Ministry of rural & Community Development
37	Mr. Mufutau Shittu Aremu	M	Office Of Establishments & Service Matters
38	Mr. Adebola Omotayo Olatiilu	M	Ministry Of Women Affairs & Social Development
39	Mr. Olusola Akinluyi	M	Ministry Of Budget, Econmic Planning & Performance Management
40	Mr. Babatundey Andrew Olaoye	M	Liaison Office, Abuja
41	Mrs. Bukola Gbemisola Ogunlade	F	Civil Service Commission
42	Mr. Isaac Adebayo Abulola	M	Ministry Of Transportation
43	Mr. Benjamin Abiodun Adalumo	M	Bureau Of special Project
44	Mr. Olawale Olaleye	M	Ministry Of Regional Development & Integration

SOURCE: CABINET AND SPECIAL SERVICES, GOVERNOR'S OFFICE. ADO - EKITI.

TABLE 3.4
LAND AND HOUSING DISBURSED TO STAFF OF MINISTRIES IN EKITI STATE, 2023

MONTH	LAND LOAN 2023			HOUSING LOAN 2023		
	MALE	FEMALE	TOTAL	MALE	FEMALE	TOTAL
JANUARY	-	-	-	-	-	-
FEBRUARY	-	-	-	-	-	-
MARCH	18	14	32	218	314	532
APRIL	-	-	-	-	-	-
MAY	-	-	-	-	-	-
JUNE	-	-	-	-	-	-
JULY	-	-	-	-	-	-
AUGUST	9	37	46	272	303	575
SEPTEMBER	-	-	-	-	-	-
OCTOBER	2	-	2	33	24	57
NOVEMBER	-	-	-	-	-	-
DECEMBER	18	30	48	263	311	574
TOTAL	45	81		786	952	

SOURCE: OFFICE OF THE ESTABLISHMENT AND SERVICE MATTERS

TABLE 3.5

NUMBER OF STAFF THAT BENEFITTED FROM MOTOR VEHICLE LOAN AND THE AMOUNT DISBURSED BY GENDER IN EKITI STATE, 2023

	CAR LOAN		AMOUNT DISBURSED
	MALE	FEMALE	NAIRA
BENEFICIARIES	260	245	165540000.00

SOURCE: ACCOUNTANT GENERAL, EKITI STATE STAFF HOUSING LOANS BOARD, ADO – EKITI

CHAPTER 4 PRISON AND JUSTICE



EKITI STATE OF NIGERIA FACTS



STATE HIGH COURT

TABLE 4.1
DISTRIBUTION OF INMATES IN NIGERIA CORRECTIONAL SERVICES ADO EKITI BY TYPE OF OFFENCES & GENDER,
2023

S/N	OFFENCE	MALE	FEMALE	TOTAL
1	DEBT	0	0	
2	ARSON/CONSPIRACY/FELONY/DAMAGES	20	1	21
3	AFFRAY	-	-	-
4	NEGLEGENGE/OCCATIONAL LOSS OF PROPERTY	-	-	-
5	ASSAULT	51	1	52
6	MURDER/ATTEMPTED MURDER	100	3	103
7	TREASON	-	-	-
8	SECTION	-	-	-
9	GRIEVIIOUS HARM	5	-	5
10	ABDUCTION	18	-	18
11	SMUGGLING	-	-	-
12	KIDDNAPNG	-	-	-
13	IMMIGRATION	-	-	-
14	RECIEVING STOLEN PROPERTY	18	-	18
15	STEALING/ BUGLARY	162	3	165
16	ROBBERY	92	2	94
17	ARMED ROBBERY	115	1	116
18	SEX OFFENCE OR RAPE	30	0	30
19	TRAFFIC OFFENCE	-	-	0
20	CURRENCY	34	-	34
21	CULTISM	12	-	12
22	INDIA HEMP/DRUG	55	5	60
23	CONTEMPT OF COURT	10	-	10
24	UNLAWFUL POSSESSION OF FIRE ARM	13	-	13
25	FORGERY/ ALTERIEN IMPERSONATION	5	1	6
26	ESCAPING FROM LAWFUL CUSTODY	11	-	11
27	NATIVE LAW CUSTODY	0	-	0
28	BREACH OF PEACE	6	-	6
29	OBTAIN UNDER FALSE PRETENCE/FRAUD	9	-	9
30	THREATENING OF LIFE	5	-	5
	TOTAL	771	17	788

SOURCE: NIGERIANCORRECTIONAL SERVICE, ADO EKITI

TABLE 4.2
CAPACITY OF NIGERIAN CORRECTIONAL SERVICE, ADO EKITI & ACTUAL INMATES & CONGESTION RATE, 2023

YEAR	PRISON CAPACITY	TOTAL INMATES	CONGESTION RATE
2023	324	788	59.00

SOURCE: HIGH COURT OF JUSTICE

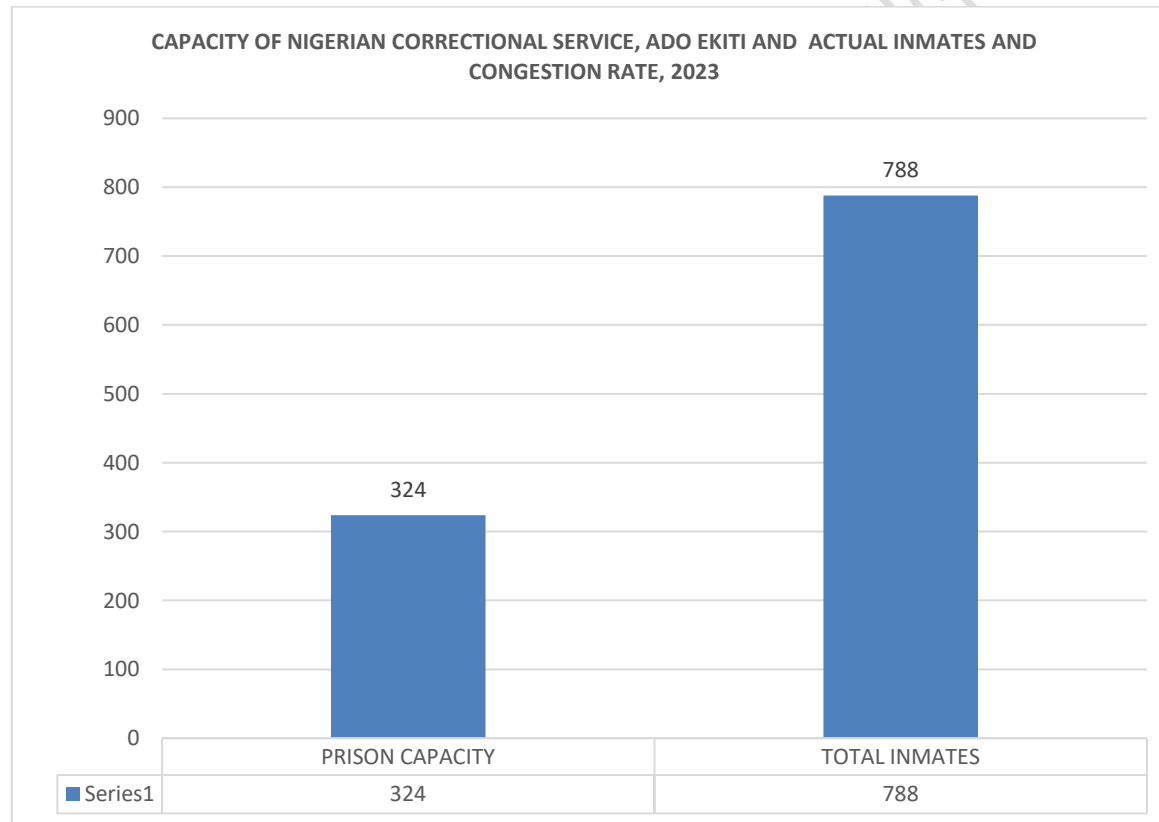


Fig. 4.1

TABLE 4.3
DISTRIBUTION OF COURTS BY TYPE & LOCAL GOVERNMENT, EKITI STATE 2023

LGA	TYPE OF COURT				TOTAL
	CUSTOMARY	MAGISTRATE	STATE HIGH COURT	FEDERAL HIGH COURT	
ADO EKITI	2	8	9	3	22
EFON ALAAYE	1	1	1	-	3
EKITI EAST	3	2	1	-	6
EKITI SOUTH/WEST	3	3	1	-	7
EKITI WEST	3	3	-	-	6
EMURE	1	1	1	-	3
GBONYIN	2	2	-	-	4
IDO OSI	4	2	1	-	7
IJERO	4	4	1	-	9
IKERE	1	2	2	-	5
IKOLE	2	1	1	-	4
ILEJEMEJE	1	1	-	-	2
IREPODUN	4	3	-	-	7
IFELODUN					
ISE ORUN	1	1	1	-	3
MOBA	4	1	-	-	5
OYE	4	3	-	-	7
TOTAL	40	38	19	3	100

SOURCE: HIGH COURT OF JUSTICE

TABLE 4.4

DISTRIBUTION OF CONVICTS IN NIGERIA CORRECTIONAL SERVICES ADO EKITI BY GENDER AND LENGTH OF SENTENCE, 2023

LENGTH OF SENTENCE	GENDER		TOTAL
	M	F	
Under a Month	0	1	1
A Month but less than 6 Months	5	0	5
3 Months but less than 6 Months	7	0	7
6 Months but less than 12 Months	26	3	29
12 Months but less 18 Months	40	3	43
18 Months but less 2 Years	6	0	6
2 years but less 10 Years	51	0	51
10 Years	8	1	9
Natural life	8	0	8
Death	0	0	0
TOTAL	151	8	159

SOURCE: Nigeria correctional service

TABLE 4.5

TRAINING OPPORTUNITIES AVAILABLE IN NIGERIA CORRECTIONAL SERVICES ADO EKITI, 2023

S/N	TRAINING OPPORTUNITY AVAILABLE	NUMBER TRAINED
1	TAILORING	20
2	BARBBING	8
3	EDUCATION	16
4	MOTOR MECHANIC	4
5	LAUNDRY SERVICE	2
6	CAPENTARY	2
7	PAINTING	0
	TOTAL	52

Source: Nigeria correctional service

**TABLE 4.6
TYPE OF OFFENCES AND DISPOSITION ORDER, 2023**

S/N	TYPES OF OFFENCE	NUMBER OF CASES						M	F	T
		TRIED	WITHDRAWN	DISCHARGED	DISCHARGED AND ACQUITTED	FOUND GUILTY	PENDING			
1	Murder	45	3	2	2	-	38	30	2	32
2	Manslaughter	1	-	-	-	-	1	1	-	1
3	Suicide	-	-	-	-	-	-	-	-	-
4	Assaults	82	9	19	4	4	46	66	18	84
5	Child Stealing	-	-	-	-	-	-	-	-	-
6	Slave Dealing	-	-	-	-	-	-	-	-	-
7	Rape and Assaults	29	4	-	-	-	25	19	-	19
8	Kidnapping	19	-	-	-	-	19	28	1	29
9	Armed Robbery	31	2	-	-	-	29	34	1	35
10	Theft and Other Steady	14	4	-	-	2	8	19	-	19
11	Burglary	18	-	1	-	3	14	17	-	17
12	House Breaking	27	4	-	1	9	13	24	4	28
13	Bribery and Corruption	-	-	-	-	-	-	-	-	-
14	Forgery	-	-	-	-	-	-	-	-	-
15	Unlawful Possession	19	4	3	-	1	11	9	4	13
16	Arson	2	-	-	-	-	2	1	1	2
17	Narcotics	2	-	-	-	-	2	2	-	2
18	Abortion	-	-	-	-	-	-	-	-	-
19	Counterfeiting	-	-	-	-	-	-	-	-	-
20	Cultism	9	2	-	-	-	7	10	-	10
21	Impersonation	5	1	-	-	2	2	4	-	4
22	Stealing	243	37	36	7	39	24	204	20	224
23	Fraud	86	5	7	5	4	65	87	13	100
	TOTAL	632	75	68	19	64	306	555	64	619

SOURCE: HIGH COURT OF JUSTICE

TABLE 4.7
DISTRIBUTION OF SENIOR ADVOCATES OF NIGERIA (SAN) BY GENDER IN EKITI STATE, 2023

S/N	CLASSES	2023		
		MALE	FEMALE	TOTAL
1.	GOVERNMENT SERVICES	-	-	-
2.	PRIVATE PRACTICE	13	1	14
	TOTAL	13	1	14

SOURCE: HIGH COURT

TABLE 4.8
DISTRIBUTION OF JUDGES, MAGISTRATES AND CUSTOMARY COURT PRESIDENTS BY GENDER, 2023

S/N	RANK OF JUDGES	2023		
		MALE	FEMALE	TOTAL
1	JUDGES	13	3	16
2	MAGISTRATES	14	16	30
3	CUSTOMARY	6	12	18
	TOTAL	33	31	64

SOURCE: HIGH COURT

TABLE 4.9
LIST OF HIGH COURT JUDGES IN EKITI STATE, 2023

S/N	HIGH COURT JUDGES
1	Hon. Justice Ayodeji Simeon Daramola - Chief Judge
2	Hon. Justice Michael Ayowole Agbelusi
3	Hon. Justice Cornelius Oyewole Adeyeye
4	Hon. Justice Monisola Oluwatoyin Abodunde
5	Hon. Justice Adewale Kayode Fowe
6	Hon. Justice Adekanye Lekan Ogunmoye
7	Hon. Justice Oluwasegun Isaac Olabode Ogunyemi
8	Hon. Justice Adekunle Adegoriola Adeleye
9	Hon. Justice Emmanuel Abiodun Adesodun
10	Hon. Justice Lucas Olukayode Ogundana
11	Hon. Justice Olalekan Olatawura
12	Hon. Justice Oyinkansola Oluboyede
13	Hon. Justice Blessing Ajileye

TABLE 4.10
NUMBER OF OFFICERS IN NSCDC, EKSTMA AND NPC IN EKITI STATE, 2023

S/N	TYPE OF FORCE	YEAR
		2023
1	NSCDC	1019
2.	EKSTMA	73
3.	NPC	1213

SOURCE: NSCDC

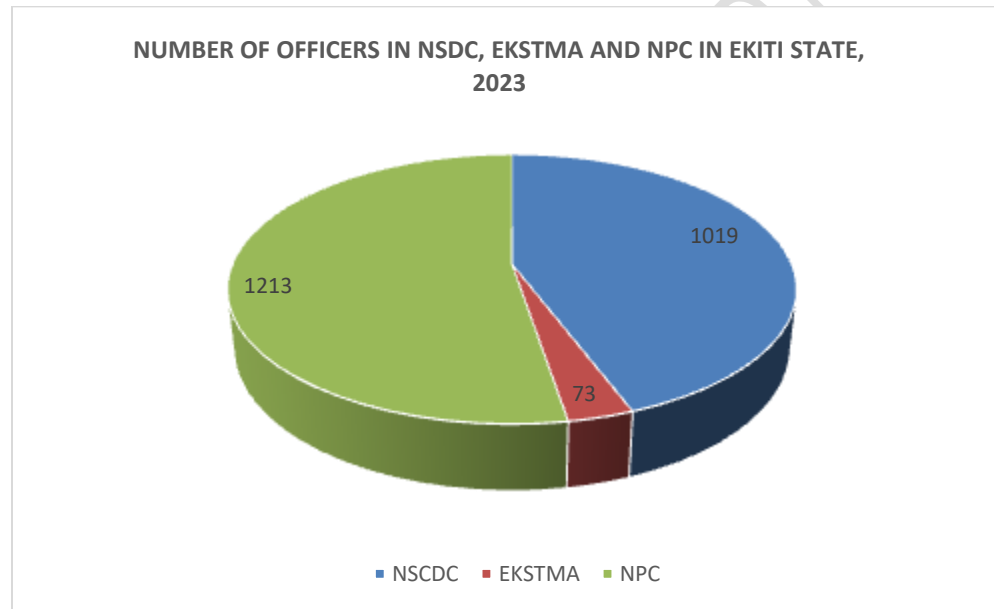


Fig. 4.2

CHAPTER 5

AGRICULTURE AND RURAL DEVELOPMENT

EKITI STATE OF NIGERIA FACTS AND FIGURES 2023



MATERIALS FOR GROWTH ENHANCEMENT SCHEME (GES) FOR ACQUACULTURE FARMERS



PURCHASE OF FARM IMPLEMENT TO SUPPORT MECHANIZED FARMING



YCAD – ACQUACULTURE

EKI

TABLE 5.1

FOREST RESERVE IN EKITI STATE BY TOWN OF LOCATION, AREA AND LOCAL GOVERNMENT IN EKITI STATE, 2023

S/N	FOREST RESERVE	TOWN OF LOCATION LOCATION	LOCAL GOVERNMENT	TYPES OF FOREST	AREA IN KM ²	HECTARES
1.	OGBESE	ADO	ADO	HIGH FOREST	72.52	7,252
2.	EGBE	EGBE	GBONYII	HIGH FOREST	10.22	1,022
3.	EDA 1&2	EDA ILE	EKITI EAST	HIGH FOREST	9.06	906
4.	OGOTUN	OGOTUN	EKITI SOUTHWEST	SAVANNAH	15.69	1,569
5.	ARAMOKO	ARAMOKO	EKITI WEST	HIGH FOREST	19.56	1,956
6.	IKERE	IKERE	IKERE	HIGH FOREST	14.19	1,419
7.	LITTLE OSE	EMURE	EMURE	HIGH FOREST	26.62	2,662
8.	EPORO	EMURE	EMURE	HIGH FOREST	46.62	4,662
9.	ISE	ISE	ISE/ORUN	HIGH FOREST	56.77	5,677
10.	AYEDE/ISAN	ISAN	OYE	SAVANNAH	25.85	2,585
TOTAL					297.1	29710

SOURCE: - FORESTRY COMMISSION.

TABLE 5.2
LAND ALLOCATED TO FARMERS IN FARM SETTLEMENTS/CENTRES IN EKITI STATE, 2023

S/N	FARM SETTLEMENT/CENTRE	AVAILABLE LAND AREA IN HECTARES	TOTAL UNCROPPABLE	% TRACTORISABLE	AREA ALLOCATED (HA) 2023	AREA IN USE (HA)
1	GEDE	487.219	114.219	77%	5	373
2	ORIN	758	440	42	62	318
3	OSIN	365	158	57	68	207
4	IYEMERO	1276.085	604.585	53	37	671.5
5	IPAO	187	47	75	-	140
6	OKE-AKO	600	122	80	-	478
7	ERIO	40	9	76	-	31
8	EPORO	350	123	65	160	227
9	IFISIN	10	-	100	-	10
10	ODO-OWA	-	-	-	-	-
	TOTAL	4,073.304	1,617.804	625	332	2455

SOURCE: FARM SETTLEMENT & PEASANT FARMERS DEVELOPMENT

TABLE 5.3
PERCENTAGE DISTRIBUTION OF ESTIMATED AND REGISTERED FARMERS BY LOCAL GOVERNMENT IN EKITI STATE 2023

S/N	LOCAL GOVT/LCDA	ESTIMATED NO OF FARMERS	%	NO OF REGISTERED FARMERS	%
1	ADO EKITI	278,005	13	194,603	13
2	EFON	77,280	4	54,096	4
3	EKITI EAST	122,584	6	85,808	6
4	EKITI SOUTH WEST	146,314	7	102,419	7
5	EKITI WEST	159,180	7	111,426	7
6	EMURE	83,524	4	58,466	4
7	GBONYIN	131,166	6	91,816	6
8	IDO OSI	141,750	7	99,225	7
9	IJERO	196,623	9	137,636	9
10	IKERE	131,625	6	92,137	6
11	IKOLE	150,990	7	105,693	7
12	ILEJEMEJE	38,545	2	26,981	2
13	IREPODUN/IFE	116,415	5	81,490	5
14	ISE/ORUN	101,010	5	70,707	5
15	MOBA	128,891	6	90,223	6
16	OYE	122,129	6	85,490	6
	TOTAL	2,126,031	100	1,488,216	100

SOURCE: Ministry of Agriculture and Food Security/ADP

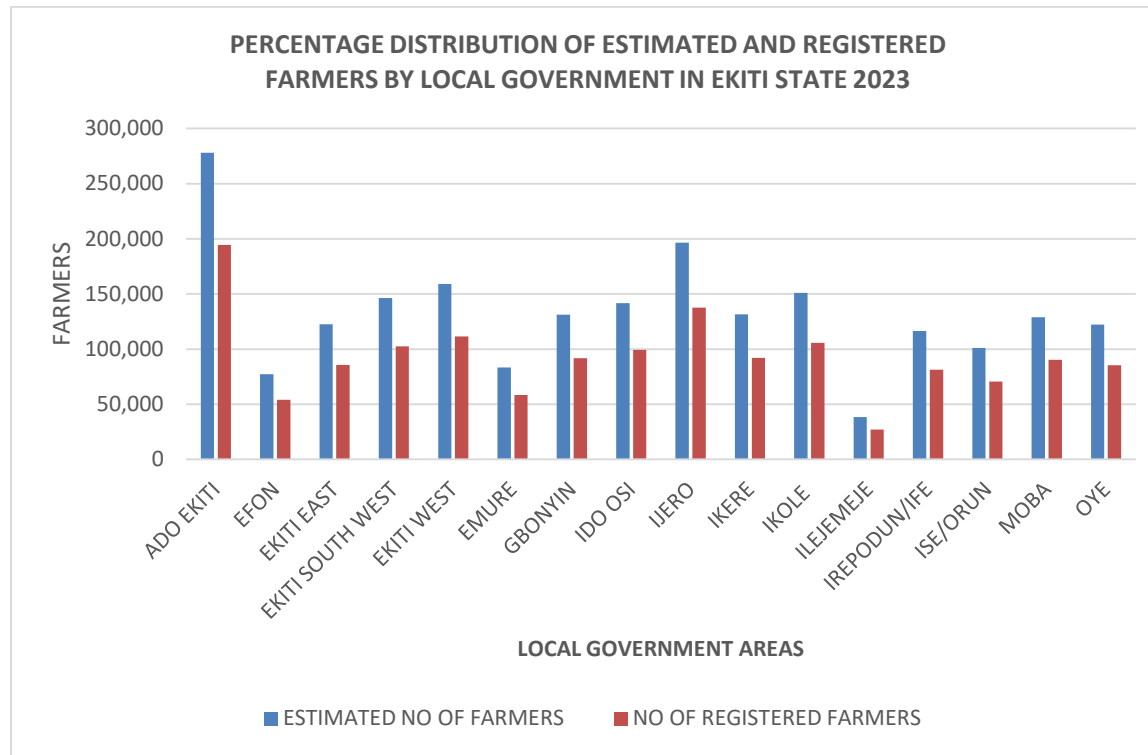


Fig. 5.1

EKITI STATE OF NIGERIA

TABLE 5.4
MAJOR CROPS PRODUCTION IN EKITI STATE BY LOCAL GOVERNMENT AREAS (CASH CROPS), 2023

S/N	CROP	LOCATION
1	COCOA	ISE,EMURE,EKITI SOUTH WEST,ADO,IROPDUN/IFELODUN,EKITI WEST,EKITI EAST,GBONYIN,IJERO,OYE,IKOLE
2	OIL PALM	ISE,EMURE,EKITI SOUTH WEST,ADO,IROPDUN/IFELODUN,EKITI WEST,EKITI EAST,IJERO,OYE,IDO/OSI
3	KOLA NUT	ISE,EMURE,EKITI SOUTH WEST,ADO,IROPDUN/IFELODUN,EKITI WEST,EKITI EAST,IJERO,OYE,IKOLE,
4	PLANTAIN/BANANA	ISE,EMURE,EKITI SOUTH WEST,ADO,IROPDUN/IFELODUN,EKITI WEST,EKITI EAST,IJERO,OYE,IKOLE,IDO/OSI
5	CASHEW	IKOLE,OYE
6	CITRUS	ISE,EMURE,EKITI SOUTH WEST,ADO,IROPDUN/IFELODUN,EKITI WEST,EKITI EAST,IJERO,OYE,IKOLE
7	RUBBER	ARA,ISE,IJERO
8	TIMBER	ISE/ORUN,EKITI WEST,IKERE,EKITI SOUTH WEST,GBONYIN

SOURCE:MINISTRY OF AGRIC, ADO EKITI

TABLE 5.5
ANNUAL ARABLE CROPS IN EKITI STATE, 2023

S/N	CROP	LOCATION
1	RICE	EKITI WEST, IREPODUN/IFELODUN, IJERO, IKOLE, GBONYIN, IDO/OSI, EFON
2	YAM	IKOLE, EKITI EAST, ADO, IDO/OSI, MOBA, IKERE
3	CASSAVA	WIDELY CULTIVATED ACROSS THE STATE
4	MAIZE	IDO/OSI, OYE, ADO
5	COWPEA	NORTHERN PART OF THE STATE
6	SOYA BEANS	NORTHERN PART OF THE STATE
7	WATER MELON	ISE, ADO, OYE, EMURE, IKOLE, IDO/OSI

SOURCE: MINISTRY OF AGRIC, ADO EKITI

CLIMATOLOGY

**TABLE 5.6
NUMBER OF RAINING DAYS RECORDED IN METEOROLOGICAL CENTRES BY MONTH IN EKITI STATE, 2023.**

S/N	METEOROLOGICAL STATIONS	JAN	FEB	MAR	APR	MAY	JUN	JUL	AUG	SEP	OCT	NOV	DEC	TOTAL
1	ADO	1	-	2	2	2	4	7	10	10	5	3	1	47
2	EKITI/WEST	-	1	3	3	3	6	7	11	11	6	1	-	52
3	IDO/EKITI	1	1	2	4	4	7	7	10	9	5	2	-	52
4	IKERE	1	1	3	3	6	6	8	12	11	4	3	-	58
5	OTHERS[SPECIFY]													
	TOTAL	3	3	10	12	15	23	29	43	41	20	9	1	209

Source: CLIMATOLOGY. MINISTRY OF ENVIRONMENT

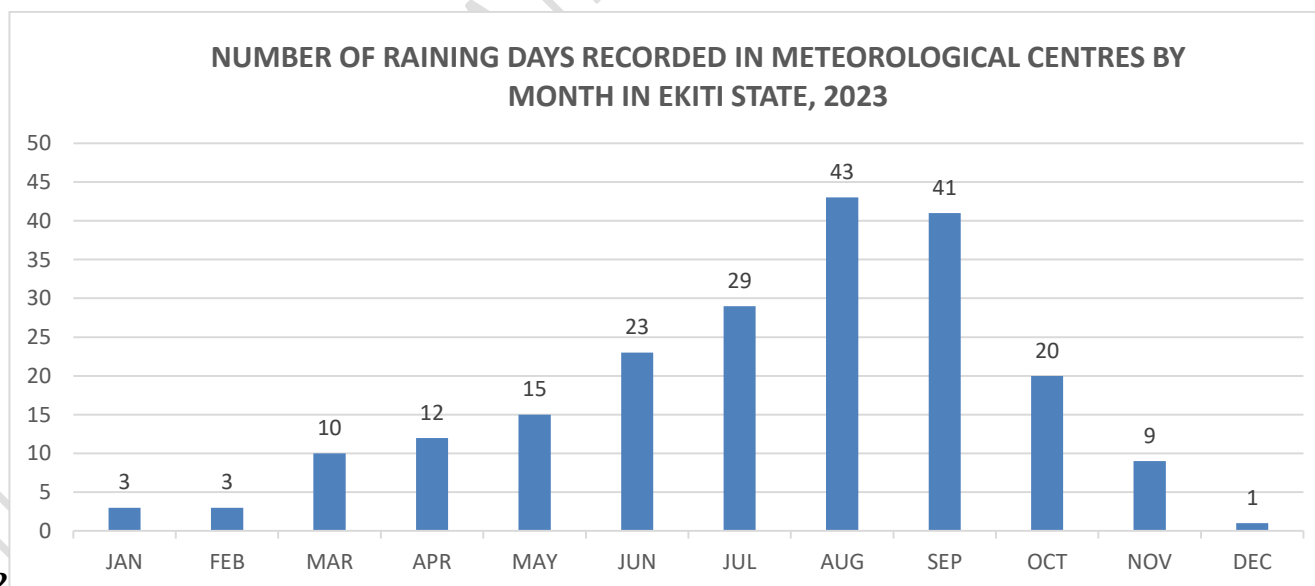


Fig. 5.2

TABLE 5.7
AVERAGE AMOUNT OF RAINFALL AND RAINY DAYS IN EKITI STATE, 2023

MONTH	AVERAGE AMOUNT	RAINY DAYS
	2023	2023
JAN		3
FEB		3
MAR		10
APRIL		12
MAY		15
JUNE		23
JULY		29
AUGUST		43
SEPT		41
OCT		20
NOV		9
DEC		1
TOTAL		209

SOURCE: AGRICULTURAL DEVELOPMENT PROGRAMME

TABLE 5.8

SUMMARY OF FOREST RESERVE SITUATION IN EKITI STATE, 2023

S/N	NAME OF FOREST RESERVE	LOCAL GOVERNMENT COVERED	% EXPLOITED	% NOT EXPLOITED	WHEN LAST WAS REGENERATION EFFORT CONDUCTED	INTERVENTION REQUIRED
1	OGBESE	ADO	85	15	2022	FUND
2	ARAMOKO	EKITI WEST	80	20	2022	FUND
3	LITTLE OSE	EMURE	77	23	2022	FUND
4	EPORO	EMURE	80	20	2022	FUND
5	EGBE	GBONYIN	75	25	2022	FUND
6	IKERE	IKERE	75	25	2022	FUND
7	OGOTUN	EKITI S/W	90	10	2022	FUND
8	ISE	ISE/ORUN	80	20	2022	FUND
9	EDA I & 2	EKITI EAST	95	5	2022	FUND
10	AYEDE/ISAN	OYE	95	5	2022	FUND
TOTAL			832	168		

SOURCE: -FORESTRY COMMISSION.

TABLE 5.9
REVENUE GENERATED BY MINISTRY OF AGRICULTURE AND FOOD SECURITY, IN EKITI STATE, (JAN. - DEC., 2023)

IPASS CODE	DETAILS OF REVENUE	APPROVED BUDGET 2022	CUMULATIVE REVENUE JAN-DEC
	Contract document & tender fees	1000,000.00	920,250.00
12020538	Coca grading fees	30,500,000.00	28,180,500.00
12020539	Registration of stores	1,000,000.00	650,000.00
12020540	Palm kernel grading fees	10,000,000.00	9,299,000.00
12020541	De-infestation of stores	5000	-
12020543	Cashew nuts	40,000.00	38,350
12020544	Kolanuts, cocoa nuts & food items	6,000,000.00	6,800,000.00
12020545	Registration/renewal of produce merchants	500,000.00	550,000.00
12020501	Fine and forfeited produce	-	-
12020485	Produce inspection fees	2,000,000.00	-
1202	Proceeds from allocation of lands	5,000,000.00	-
12020137	Control post and cattle market	2,500,000.00	2,400,000.00
12020430	Vet pushe health and meat inspection	7,000,000.00	6,800,000.00
12020548	Allocation of crpable land	5,000,000.00	-
12020721	Horticultural garden	30,000.00	10,500.00
120206608	Sales of oil palm seedlings	1,000,000.00	-
12020623	Sales of cocanut seedlings	1,000,000.00	900,000.00
	Production sales of cashew & plantain sucker	1,000,000.00	-
12020905	Fisheries edict licence	40,000.00	35,000.00
12020708	Earning from agric produce	100,000.00	83,400.00
12020122	Rent of farm land	200,000	360,000.00
12020115	Lease of Gorvenment ponds	300,000.00	308,000.00
12020743	Earning from Gorvenment assets	785,000.00	267,000.00

SOURCE: MINISTRY OF AGRICULTURE AND FOOD SECURITY

CHAPTER 6

MEDICAL AND HEALTH

EKITI STATE OF NIGERIA FACTS AND FIGURES 2023



FUNMI OLAYINKA CENTRE FOR CANCER DIAGNOSIS



MALE SURGICAL WARD, EKSUTH



THEATRE AT NEW ACCIDENT & EMERGENCY COMPLEX



RECOVERY ROOM AT ACCIDENT & EMERGENCY COMPLEX

EKSUTH

TABLE 6.1
CLASSIFICATION OF MEDICAL AND HEALTH FACILITIES IN EKITI STATE, 2023

S/N	LOCAL GOVERNMENT	GOVERNMENT			PRIVATE			TOTAL
		PRIMARY HEALTH FACILITY	SECONDARY HEALTH FACILITY	TERTIARY HEALTH FACILITY	PRIMARY HEALTH FACILITY	SECONDARY HEALTH FACILITY	TERTIARY HEALTH FACILITY	
1	ADO-EKITI	38	2	1	10	46	1	98
2	ADO CENTRAL	0	0	0	0	0	0	0
3	ADO NORTH	0	0	0	0	0	0	0
4	ADO WEST	0	0	0	0	0	0	0
5	EFON ALAAYE	22	1	0	2	2	0	27
6	EKITI EAST	16	1	0	4	5	0	26
7	EKITI SOUTHEAST	0	0	0	0	0	0	0
8	EKITI SOUTH WEST	21	1	0	3	0	0	25
9	IGBARA/OGOTUN	0	0	0	0	0	0	0
10	EKITI WEST	27	2	0	4	0	0	33
11	EKAMETA	0	0	0	0	0	0	0
12	OKEMESI/IDO ILE	0	0	0	0	0	0	0
13	EMURE	14	1	0	2	0	0	17
14	GBONYIN	19	2	0	11	1	0	33
15	AYEKIRE	0	0	0	0	0	0	0
16	IDO/OSI	18	1	1	7	1	0	28
17	ISOKAN	0	0	0	0	0	0	0
18	IJERO	32	1	0	8	1	0	42
19	IREDE	0	0	0	0	0	0	0
20	IREWOLE	0	0	0	0	0	0	0
21	IKERE	22	1	0	1	7	0	31
22	IKERE WEST	0	0	0	0	0	0	0
23	IKOLE	31	2	0	6	2	0	41
24	IKOLE WEST	0	0	0	0	0	0	0
25	AJONI	0	0	0	0	0	0	0
26	ILEJEMEJE	11	1	0	3	0	0	15
27	IREPODUN/IFELODUN	22	1	0	4	4	0	31
28	ARAROMI	0	0	0	0	0	0	0
29	IFEDARA	0	0	0	0	0	0	0
30	ISE / ORUN	20	1	0	1	6	1	28
31	MOBA	18	1	0	1	4	0	24
32	ERO	0	0	0	0	0	0	0
33	OYE	25	3	0	8	0	0	36
34	IFESOWAPO	0	0	0	0	0	0	0
35	IFELOJU	0	0	0	0	0	0	0
	EKITI STATE	356	22	2	75	79	1	535

TABLE 6.2
HUMAN RESOURCES DISTRIBUTION IN PUBLIC HEALTH FACILITIES IN EKITI STATE, 2023.

S/N	DESIGNATION	PRIMARY HEALTH CARE DEVELOPMENT AGENCY		HOSPITAL MANAGEMENT BOARD		STATE MINISTRY OF HEALTH		EKITI UNIVERSITY TEACHING HOSPITAL		FEDERAL TEACHING HOSPITAL		GRAND TOTAL		
		M	F	M	F	M	F	M	F	M	F	M	F	TOTAL
1	Medical Consultants	0	0	7	2	2	1	2	0	78	10	89	13	102
2	Medical Doctor	8	1	59	8	74	32	2	2	27	3	170	46	216
3	Dental Surgeon	0	0	0	0	1	0	0	0	3	0	4	0	4
4	Pharmacist	12	50	35	55	11	6	2	1	20	13	80	125	205
5	Nurses/Midwives	10	50	33	348	27	254	0	9	41	331	111	992	1103
6	Pharmacy Technician	0	0	0	0	2	6	0	1	4	5	6	12	18
7	Pharmacy Attendant	0	0	0	0	3	6	0	0	0	0	3	6	9
8	Laboratory Scientist	13	70	0	0	19	9	4	3	24	21	60	103	163
9	Laboratory Assistant	0	0	0	3	0	6	0	0	0	3	0	12	12
10	Laboratory Technician	0	0	0	0	4	33	0	4	10	30	14	67	81
11	Laboratory Attendant	0	0	33	0	0	2	0	0	0	0	33	2	35
12	Medical Record Officer/Assistant/Technician	31	650	10	119	2	9	0	3	13	59	56	840	896
13	Honorary consultant	0	0	0	0	49	10	0	0	0	0	49	10	59
14	Community Health Assistant	0	0	0	0	0	0	0	0	0	17	0	17	17
15	Community Health Technician	0	0	0	0	0	31	0	5	2	5	2	41	43
16	Health Attendant/Assistant	0	0	0	0	29	101	0	5	105	412	134	518	652
17	Scientific Officer	0	0	0	0			0	0	0	0	0	0	0
18	Anaesthetist	0	0	0	0	0	6	0	0	4	3	4	9	13
19	Porters	0	0	0	0	41	0	0	0	32	24	73	24	97
20	Dental Therapist	0	0	0	0	2	3	0	0	1	4	3	7	10
21	Dental Technologists	0	0	0	0	2	1	0	0	2	2	4	3	7
22	Dental Technician	0	0	0	0	2	23	2	2	4	45	8	70	78
23	X-Radiographer	0	0	0	0	0	0	0	0	3	1	3	1	4
24	X-Ray Technician	0	0	0	0	0	10	0	0	2	11	2	21	23
25	x-Ray Assistant	0	0	0	0	0	0	0	0	0	0	0	0	0
26	Laundry Officer	0	0	0	0	0	0	0	0	0	1	0	1	1
27	Laundry Assistant	0	0	0	0	5	5	0	0	0	0	5	5	10
28	Hospital Secretary	0	0	0	0	0	0	0	0	0	0	0	0	0
29	Secretary(Confidential)	0	0	0	0	2	30	0	4	3	30	5	64	69
30	Secretary assistant	0	0	0	0	0	4	0	2	0	0	0	6	6
31	Mortuary attendant	0	0	0	0	10	0	0	0	0	0	10	0	10
32	Tailoring	0	0	0	0	2	4	0	0	0	2	2	6	8
33	Telephone attendant	0	0	0	0	0	0	0	0	0	0	0	0	0
34	Statistician	0	0	0	0	1	0	0	0	8	2	9	2	11
35	Executive Officer/Account	0	0	0	0	6	11	3	6	73	42	82	59	141

Source: Ministry of Health, HMB, PHCDA, Ekiti State University Teaching Hospital and Federal Teaching Hospital, Ido-Ekiti

**TABLE 6.2 CONTD.
HUMAN RESOURCES DATA IN PUBLIC HEALTH FACILITIES IN EKITI STATE, 2023.**

S/N	DESIGNATION	Primary Health Care Development Agency		Hospital Management Board		State Ministry of Health		Ekiti University Teaching Hospital		Federal Teaching Hospital		GRAND TOTAL		
		M	F	M	F	M	F	M	F	M	F	M	F	Total
36	Clerk	0	0	0	0	24	44	6	10	0	0	30	54	84
37	Optometrist	0	0	0	0	2	1	0	0	0	1	2	2	4
38	Admin/Executive officer	0	0	0	0	22	46	1	1	197	176	220	223	443
39	Store and Supplies	0	0	0	0	8	14	1	2	7	6	16	22	38
40	Nurse tutor	0	0	0	0	5	15	0	0	0	0	5	15	20
41	Audiologist	0	0	0	0	0	0	0	0	1	0	1	0	1
42	Auditor	0	0	0	0	3	7	0	0	0	0	3	7	10
43	Works Department	0	0	0	0	32	2	2	1	68	14	102	17	119
44	Info Comm./Press Officer	0	0	0	0	2	1	0	0	8	11	10	12	22
45	JCHEW	1	137	0	0	0	0	0	0	0	17	1	154	155
46	SCHEW	54	899	0	0	0	0	0	4	4	34	58	937	995
47	Senior Registrar	0	0	0	0	0	0	0	0	43	10	61	23	84
48	Junior Registrar	0	0	0	0	0	0	0	0	61	23	6	18	24
49	Environmental	0	0	0	0	0	3	1	3	6	15	1	3	4
50	Horticulture	0	0	0	0	0	0	0	0	0	0	0	0	0
51	Planning Officer	0	0	0	0	0	0	0	2	0	0	0	2	2
52	Population officer	0	0	0	0	0	0	0	2	0	0	0	2	2
53	Programme Analyst	0	0	0	0	0	0	0	0	0	0	0	0	0
54	SLT	0	0	0	0	0	0	0	0	0	0	0	0	0
55	Accountant	0	0	0	0	8	21	1	1	48	39	57	61	118
56	Typist	0	0	0	0	0	0	0	0	0	1	0	1	1
57	Driver	0	0	0	0	25	0	17	0	6	0	48	0	48
58	Messenger	0	0	0	0	2	11	1	4	0	0	3	15	18
59	Gardener/Security	0	0	0	0	26	0	2	0	0	0	28	0	28
60	House Officer	0	0	0	0	22	10	0	0	28	13	50	23	73
61	Dental therapist interim	0	0	0	0	0	0	0	0	0	0	0	0	0
62	Laboratory interim	0	0	0	0	2	10	0	0	6	14	8	24	32
63	Pharmacology tutor	0	0	0	0	0	0	0	0	0	1	0	1	1
64	Pharmacy interim	0	0	0	0	4	5	0	0	0	0	4	5	9
65	Clinical Psychologist	0	0	0	0	2	1	0	0	7	5	9	6	15
66	Imaging Scientist	0	0	0	0	3	1	0	0	0	0	3	1	4

Source: Ministry of Health, HMB, PHCDA, Ekiti State University Teaching Hospital and Federal Teaching Hospital, Ido-Ekiti

TABLE 6.2 CONTD.
HUMAN RESOURCES DATA IN PUBLIC HEALTH FACILITIES IN EKITI STATE, 2023.

S/N	DESIGNATION	Primary Health Care Development Agency		Hospital Management Board		State Ministry of Health		Ekiti State University Teaching Hospital		Federal Teaching Hospital		GRAND TOTAL		
		M	F	M	F	M	F	M	F	M	F	M	F	Total
67	Contract appointment	0	0	0	0	8	1	0	0	0	0	8	1	9
68	Physiotherapist	0	0	0	0	6	4	2	0	9	2	17	6	23
69	Physiotherapist attendance	0	0	0	0	0	1	0	0	0	0	0	1	1
70	Medical Social service	0	0	0	0	1	3	0	0	8	7	9	10	19
71	Nutrition and Dietetics	0	0	0	0	0	10	2	1	2	12	4	23	27
72	Cleaners	0	0	0	0	0	0	0	0	0	0	0	0	0
73	Management Cadre	0	0	0	0	3	0	0	0	0	0	3	0	3
74	Dispensing Optician	0	0	0	0	1	0	0	0	0	0	1	0	1
75	Health Educator	0	0	0	0	0	0	0	1	0	0	0	1	1
76	Corporate Affair	0	0	0	0	5	1	0	0	0	0	5	1	6
77	Procurement Unit	0	0	0	0	4	5	2	3	0	0	6	8	14
78	Legal Unit	0	0	0	0	2	1	0	0	0	0	2	1	3
79	Cancer Registry	0	0	0	0	0	2	0	0	0	0	0	2	2
80	Radiology Interim	0	0	0	0	1	1	0	0	0	0	1	1	2
81	Dental Officer	0	0	0	0	3	0	0	0	0	0	3	0	3
82	Dental Nurse	0	0	0	0	1	1	0	0	0	0	1	1	2
83	Laboratory Supritendent	0	0	0	0	0	0	0	0	4	7	4	7	11
84	Laboratory Technologist	0	0	0	0	0	2	0	0	0	0	0	2	2
85	Scientific Officer	0	0	0	0	1	1	16	18	0	0	17	19	36
86	Librarian	0	0	0	0	0	1	0	0	0	0	0	1	1
87	LOCUM	0	0	0	0	30	52	0	0	0	0	30	52	82
88	NHIA	0	0	0	0	3	11	0	0	0	0	3	11	14
89	Autoclaving	0	0	0	0	1	1	0	0	0	0	1	1	2
90	Corp Member	0	0	0	0	15	17	0	0	0	0	15	17	32
91	Plaster Technician	0	0	0	0	2	1	0	0	4	7	6	8	14
92	Histopathology	0	0	0	0	0	1	0	0	0	0	0	1	1
93	Dialysis Technician	0	0	0	0	1	0	0	0	0	0	1	0	1

Source: Ministry of Health, HMB, PHCDA, Ekiti State University Teaching Hospital and Federal Teaching Hospital, Ido-Ekiti

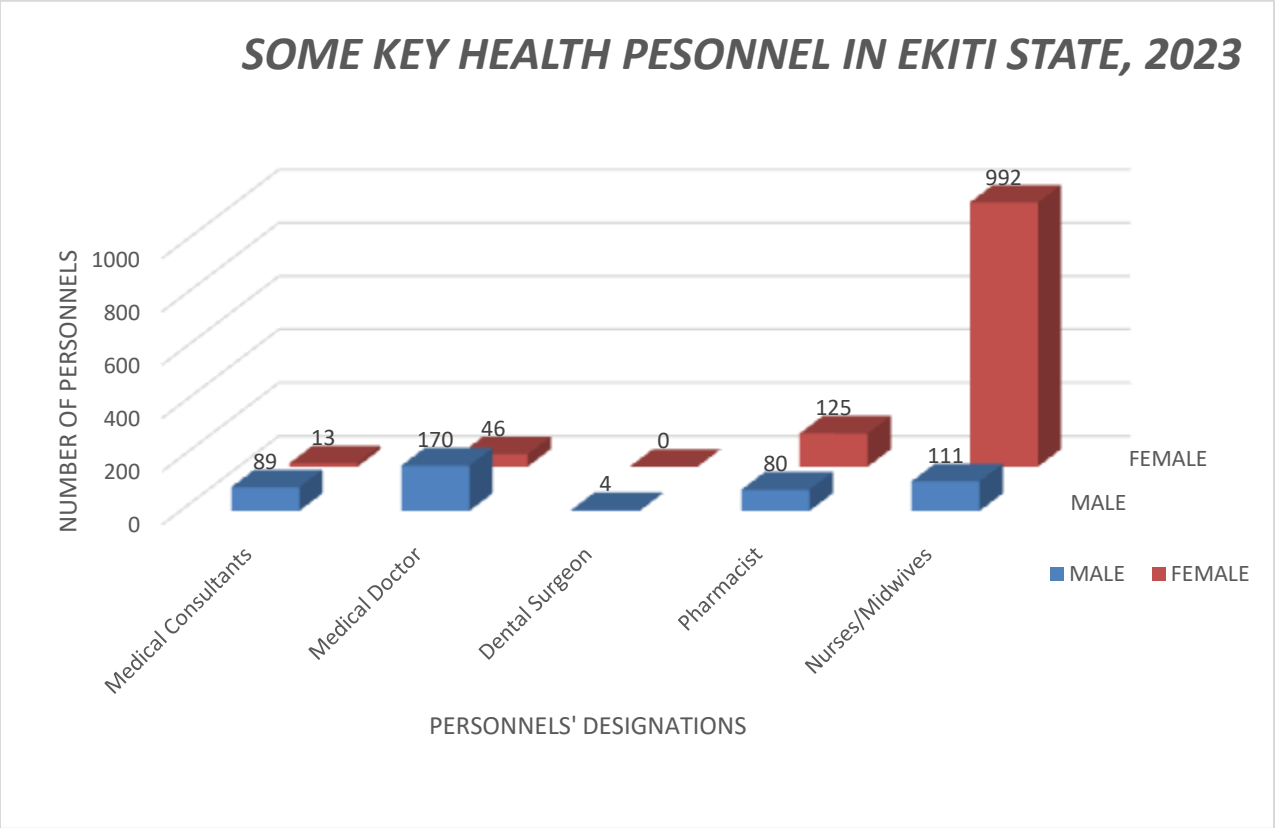


Fig. 6.1

EKITI STATE OF NIGERIA

CHAPTER 7

WOMEN AFFAIRS AND GENDER EMPOWERMENT

EKITI STATE OF NIGERIA FACTS AND FIGURES 2023

TABLE 7.1
DISTRIBUTION OF FAMILY CASES ENTERTAINED BY STATUS AND ZONES IN EKITI STATE, 2023

S/N	ZONE	LG COVERED	NO OF FAMILIES CASES ENTERTAINED	NO OF FAMILIES RECONCILED	NO PENDING
1	ADO	ADO	117	83	34
2	IKOLE	IKOLE	26	18	8
3	IDO	IDO	29	21	8
4	IKERE	IKERE ,ISE ORUN ,EMURE	39	28	11
	TOTAL		211	150	61

SOURCE:MINISTRY OF WOMEN AFFAIRS AND SOCIAL DEVELOPMENT

TABLE 7.2
BENEFICIARIES OF PROGRAMMES BEING CO-ORDINATED BY MINISTRY OF WOMEN AFFAIRS, AND SOCIAL DEVELOPMENT IN EKITI STATE, 2023

S/N		M	F	TOTAL
1	CHILDREN IN THE HOME (MOTHERLESS HOME)	15	21	36
2	INMATES ON REHABILITATION	23	17	40
3	BENEFICIARIES OF FAMILY CASES ENTERTAINED	-	-	-
4	BENEFICIARIES OF FAMILY DISPUTES RECONCILED	-	-	-
5	ADOPTION CHILDREN	5	7	12
6	JUVENILE CASES ENTERTAINED	38	14	52
7	NO OF CHILDREN ON MAINTENANCE ALLOWANCE	-	34	34
	TOTAL	81	93	174

SOURCE:MINISTRY OF WOMEN AFFAIRS AND SOCIAL DEVELOPMENT

TABLE 7.3**JUVENILE CASES AGAINST REGULATIONS ENTERTAINED BY NATURE OF OFFENCE IN EKITI STATE, 2023**

S/N	OFFENCE AGAINST REGULATIONS	NEW						BROUGHT OVER						TOTAL					
		BOYS			GIRLS			BOYS			GIRLS			BOYS			GIRLS		
		CH	Y	T	CH	Y	T	CH	Y	T	CH	Y	T	CH	Y	T	CH	Y	T
1	BEYOND PARENTAL CONTROL	10			7			11			3			21			10		31
2	FOUND CHID	5			1			4			2			9			3		12
3	COURT COMMITTAL	12			1			2			1			14			2		16
4	CARE & PROTECTION	11			1			2			2			13			3		16
	TOTAL	38			10			19			8			57			18		75

SOURCE:MINISTRY OF WOMEN AFFAIRS AND SOCIAL DEVELOPMENT

TABLE 7.4
NUMBER OF CHILD'S RIGHT CLUBS, FUNCTIONAL WOMEN COOPERATIVE SOCIETIES AND WOMEN DEVELOPMENT
CENTRES IN EKITI STATE, 2022

S/N	LOCAL GOVERNMENT AREA	NO. OF EXISTING CHILD RIGHT CLUB ESTABLISHED	NO.OF WOMEN DEVELOPMENT CENTRES
		2023	2023
1	ADO	NA	1
2	EFON ALAAYE	NA	NA
3	EKITI EAST	NA	NA
4	EKITI SOUTH WEST	NA	NA
5	EKITI WEST	NA	NA
6	EMURE	NA	NA
7	GBONYIN	NA	NA
8	IDO/OSI	NA	NA
9	IJERO	NA	NA
10	IKERE	NA	NA
11	IKOLE	NA	NA
12	ILEJEMEJE	NA	NA
13	IREPODUN/IFELO DUN	NA	1
14	ISE/ORUN	NA	NA
15	MOBA	NA	NA
16	OYE	NA	NA
	TOTAL	NA	2

SOURCE: MINISTRY OF WOMEN AFFAIRS,SOCIAL DEVELOPMENT AND GENDER EMPOWERMENT,EKITI STATE

TABLE 7.5
SOME OTHER WOMEN AND CHILDREN PROGRAMMES/ PROJECTS IN EKITI STATE, 2023

S/N	PROGRAMMES / PROJECTS	YEAR
		2023
1	REGISTERED NGOS	9
2	REGISTERED CBOS	4
3	WOMEN FUNCTIONAL DEVELOPMENT CENTRE	4
4	WOMEN TRAINED FOR LEADERSHIP ROLES	-
5	TRAINED FOR ASSERTIVENESS COURSE	-
6	FOOD PROCESSING MACHINES SUPPLIED BY MINISTRY OF WOMEN AFFAIRS	-
7	CASSAVA PROCESSING MACHINE AND FOR PEPPER GRINDING MACHINE	-
8	EXISTING CHILDS RIGHT CLUB	-
9	EKITI STATE CHILDS RIGHT IMPLEMENTATION AND MONITORING COMMITTEE MEMBER	30
10	NO. OF CRECHES IN THE WOMEN DEVELOPMENT CENTRE IN THE 16 LGAS	-
11	WOMEN TRAINED IN MODERN BEE KEEPING PROJECTS IN EACH OF 16 LGAS OF THE STATE	-
TOTAL		47

SOURCE: MINISTRY OF WOMEN AFFAIRS, SOCIAL DEVELOPMENT AND GENDER EMPOWERMENT, EKITI STATE

Existing law & policies

- i. A law to prohibit harmful widowhood rites in Ekiti State, 2002**
- ii. A law to prohibit Female Genital Mutilation in Ekiti State, 2002**
- iii. Ekiti State Childs Rights Law, 2006**

CHAPTER 8

KNOWLEDGE ECONOMY

EDUCATION AND HUMAN CAPITAL DEVELOPMENT

2023



SCHOOL ENTERPRISE PROJECTS



EKITI

EDUCATION



TABLE 8.1
TEACHER/PUPIL RATIO IN PUBLIC NURSERY AND PRIMARY SCHOOL BY LGAs/LCDAs IN EKITI STATE, 2022/2023

S/N	NAME OF LGEA	TOTAL TEACHERS	TOTAL PUPILS	TEACHER/PUPILS' RATIO
1	ADO EKITI	349	6075	1:17
2	ADO CENTRAL	312	7037	1:23
3	ADO NORTH	433	9249	1:21
4	ADO WEST	430	7561	1:18
5	EFON ALAYE	309	6464	1:20
6	EKITI EAST	226	5988	1:27
7	EKITI SOUTH EAST	234	6849	1:29
8	EKITI SOUTH WEST	269	4535	1:17
9	IGBARA/OGOTUN	223	7477	1:34
10	EKITI WEST	393	3336	1:9
11	EKAMEFA	160	3767	1:24
12	OKEMESI/IDO	124	7006	1:57
13	EMURE	261	7226	1:28
14	GBONYIN	173	6224	1:37
15	AYEKIRE	216	5794	1:27
16	IDO/OSI	346	8359	1:24
17	ISOKAN	160	3806	1:24
18	IJERO	203	5954	1:29
19	IREDE	92	3724	1:41
20	IREWOLE	92	4091	1:45
21	ESO OBE	70	3057	1:44
22	IKERE	207	3135	1:15
23	IKERE WEST	490	8153	1:17
24	IKOLE	230	6366	1:28

25	IKOLE WEST	61	1836	1:30
26	AJONI	153	6980	1:46
27	KAJOLA	40	1298	1:33
28	ILEJEMEJE	184	4407	1:24
29	IREPODUN/IFELODUN	217	4000	1:18
30	ARAROMI	196	3306	1:17
31	IFEDARA	226	4243	1:19
32	ISE/ORUN	360	8494	1:24
33	MOBA	197	4174	1:21
34	ERO	174	3849	1:22
35	OYE	172	5361	1:31
36	IFESOWAPO	43	1912	1:45
37	IFELOJU	158	4233	1:27
38	AYEDE	71	2505	1:35
	TOTAL	8254	197831	1:24

SOURCE: MINISTRY OF EDUCATION, ADO EKITI

EKITI STATE OF NIGERIA

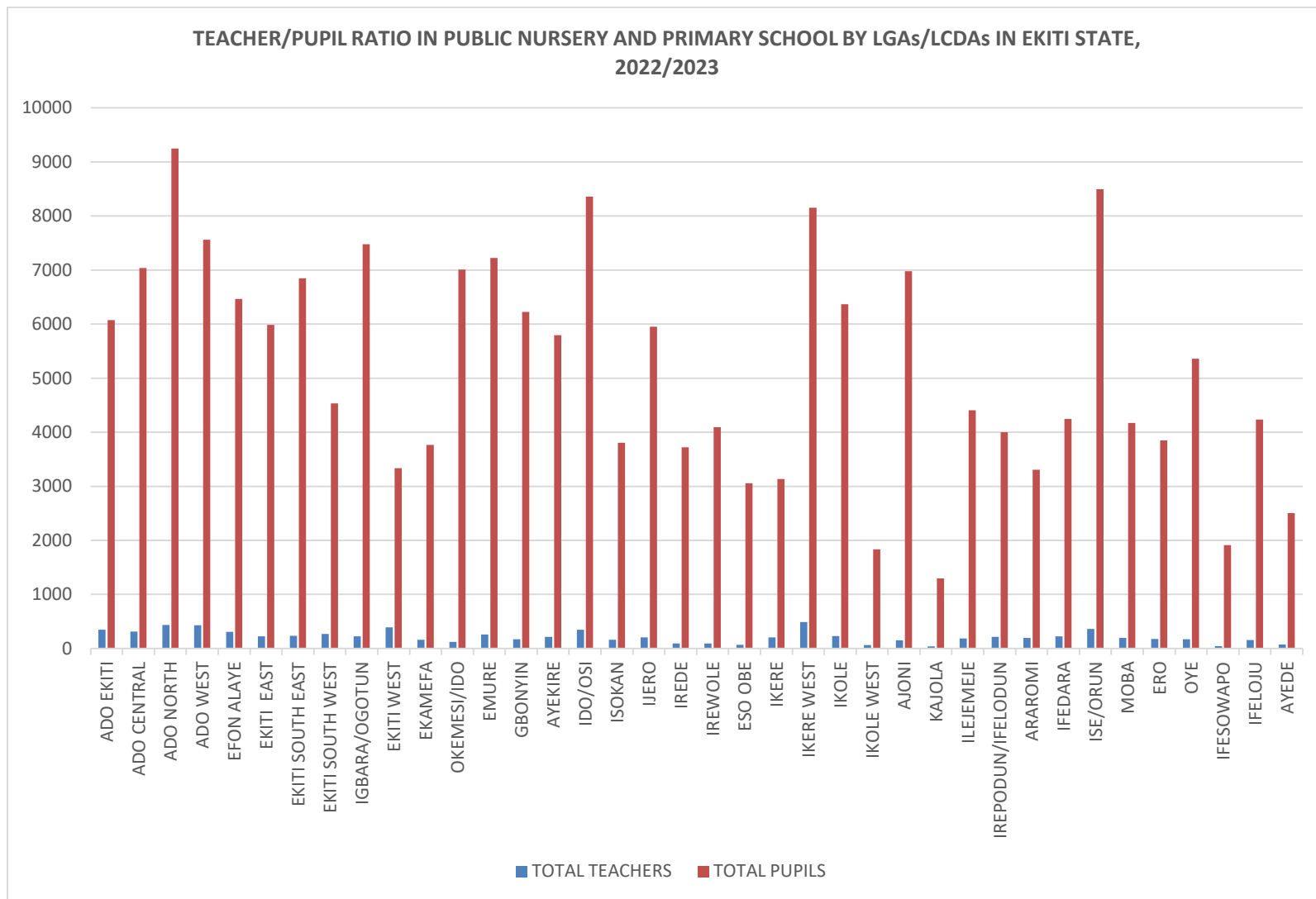


Fig. 8.1

TABLE 8.2
NUMBER OF PUBLIC AND PRIVATE SCHOOLS IN EKITI STATE, 2023

	PRIMARY SCHOOL	SECONDARY SCHOOL
PUBLIC	922	204
PRIVATE	718	333

SOURCE: MINISTRY OF EDUCATION, ADO EKITI

TABLE 8.3
TRENDS OF ENROLMENT IN PUBLIC PRIMARY SCHOOLS, 2018 - 2023

YEAR	2018	2019	2020	2021	2022	2023
ENROLMENT OF PUPIL	152,990	175,633	189,047	193,982	195,568	197,831

SOURCE: MINISTRY OF EDUCATION, ADO EKITI

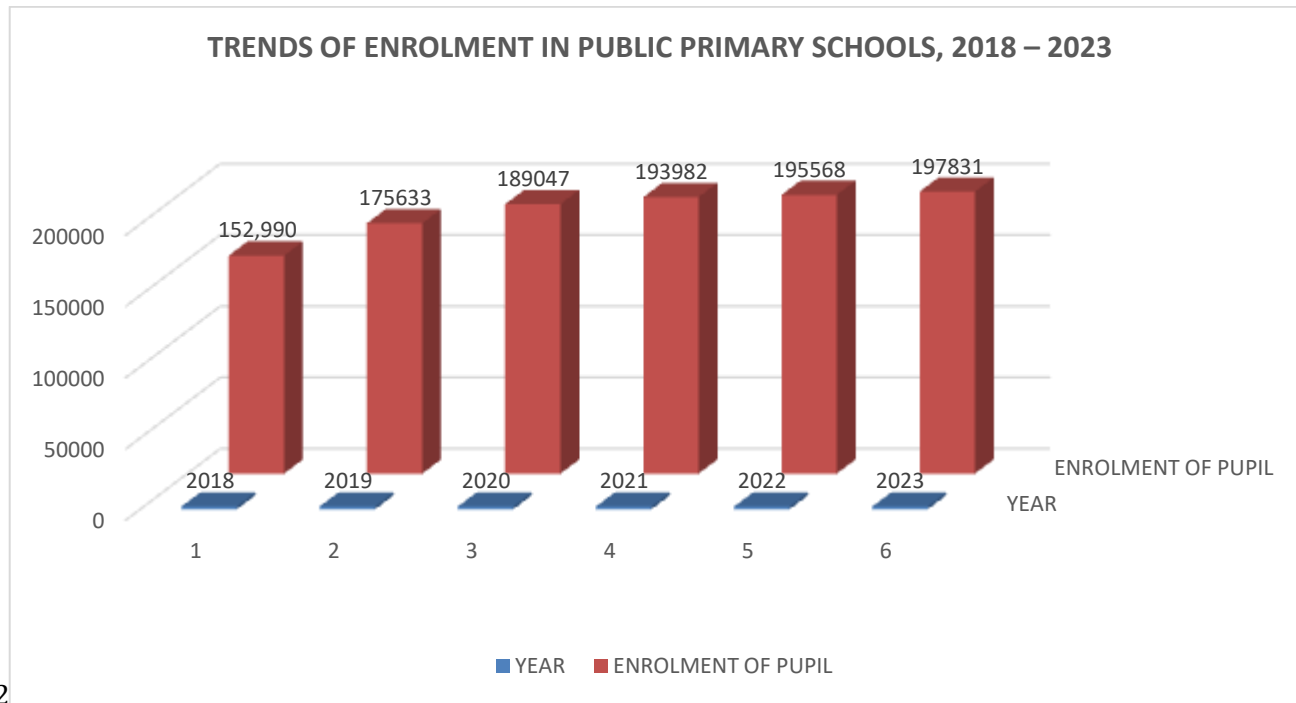


Fig. 8.2

EKITI STATE OF NIGERIA

TABLE8.4**NUMBER OF DROP-OUT IN PUBLIC PRIMARY SCHOOL BY LGAs/LCDAs AND GENDER IN EKITI STATE, 2022/2023 SESSION**

S/N	NAME OF SCHOOLS	PRY 1		PRY 2		PRY 3		PRY 4		PRY 5		PRY 6		PRY TOTAL		
		M	F	M	F	M	F	M	F	M	F	M	F	M	F	T
1	ADO EKITI	0	0	0	2	0	0	0	1	0	0	1	0	1	3	4
2	ADO CENTRAL	0	0	0	0	0	1	0	0	1	0	0	0	1	1	2
3	ADO NORTH	0	0	1	0	0	1	0	0	0	0	0	1	1	2	3
4	ADO WEST	0	0	0	1	0	0	0	0	0	0	0	2	0	3	3
5	EFON ALAYE	0	0	0	0	1	0	1	0	0	1	1	0	3	1	4
6	EKITI EAST	0	0	1	0	0	0	0	2	0	0	0	1	1	3	4
7	EKITI SOUTH EAST	0	0	0	0	1	0	0	0	1	0	1	0	3	0	3
8	EKITI SOUTH WEST	0	0	0	0	0	2	0	0	0	0	0	1	0	3	3
9	IGBARA/OGOTUN	0	0	0	0	0	0	0	1	0	0	2	0	2	1	3
10	EKITI WEST	0	0	0	1	0	0	0	0	0	1	0	0	0	2	2
11	EKAMEFA	0	0	0	0	0	2	0	0	0	0	0	0	0	2	2
12	OKEMESI/IDO	0	0	0	0	0	0	0	0	0	0	1	0	1	0	1
13	EMURE	0	0	1	0	0	0	0	0	1	0	0	1	2	1	3
14	GBONYIN	0	1	0	1	1	0	2	1	0	2	1	0	4	5	9
15	AYEKIRE	0	0	1	0	2	0	2	1	1	3	0	1	6	5	11
16	IDO/OSI	1	2	3	1	1	1	2	1	3	2	1	2	11	9	20
17	ISOKAN	0	1	2	1	1	2	0	2	1	0	1	0	5	6	11
18	IJERO	1	0	0	1	0	0	0	0	0	0	2	0	3	1	4
19	IREDE	0	0	0	0	2	0	0	2	0	1	0	0	2	3	5
20	IREWOLE	0	0	0	1	0	0	2	1	0	0	0	1	2	3	5
21	ESO OBE	0	1	0	0	1	0	0	0	0	0	0	0	1	1	2
22	IKERE	0	0	1	0	0	0	1	0	0	1	0	2	2	3	5
23	IKERE WEST	0	0	0	0	0	0	3	0	2	0	0	0	5	0	5
24	IKOLE	2	1	2	0	0	1	1	1	0	1	0	1	5	5	10
25	IKOLE WEST	1	0	2	0	0	0	2	0	1	0	1	0	7	0	7

26	AJONI	0	0	0	1	1	1	0	0	1	0	2	0	4	2	6
27	KAJOLA	1	0	1	0	1	0	1	0	2	0	0	0	6	0	6
28	ILEJEMEJE	0	1	0	1	0	0	0	2	0	0	0	1	0	5	5
29	IREPODUN/IFELODUN	0	1	1	1	0	0	0	0	0	0	0	1	7	6	13
30	ARAROMI	0	2	1	0	1	0	0	1	0	0	0	0	2	3	5
31	IFEDARA	0	0	3	0	1	0	0	0	0	0	0	0	4	0	4
32	ISE/ORUN	1	0	0	2	1	1	0	0	1	0	1	2	4	5	9
33	MOBA	0	0	1	1	1	0	0	0	0	0	0	1	2	2	4
34	ERO	0	1	2	0	0	0	0	1	0	0	0	0	2	2	4
35	OYE	0	0	0	0	0	0	0	0	0	0	0	0	0	0	0
36	IFESOWAPO	0	0	0	0	0	1	0	1	0	0	0	0	0	2	2
37	IFELOJU	0	0	0	2	0	0	0	0	0	0	0	0	0	2	2
38	AYEDE	0	1	0	0	0	0	0	0	0	0	1	0	1	1	2
	TOTAL	7	12	23	17	16	13	17	18	15	12	16	18	100	93	193

SOURCE: MINISTRY OF EDUCATION, ADO EKITI

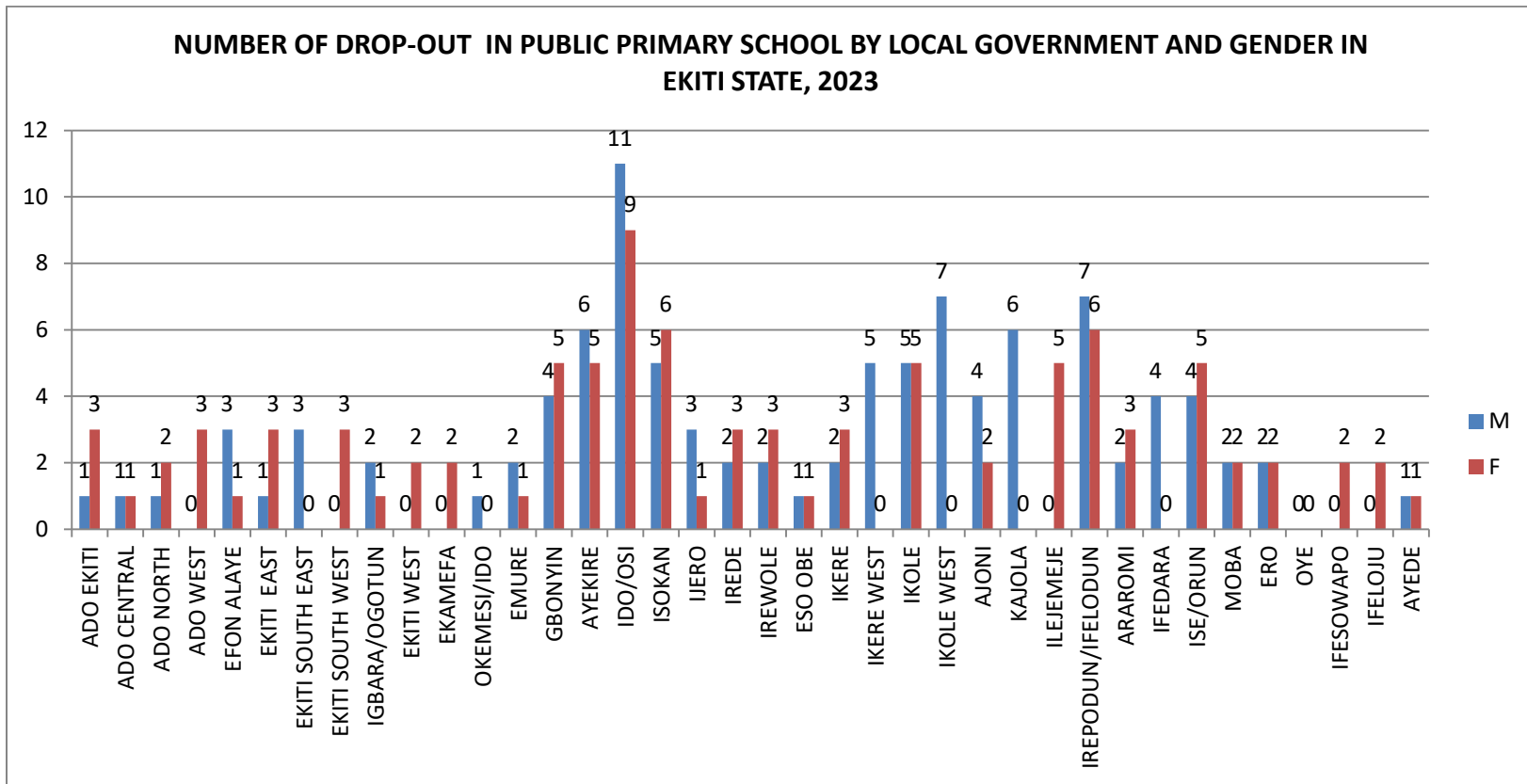


Fig. 8.3

EKITI STATE OF NIGERIA

TABLE 8.5
FREE UTME BENEFICIARIES IN EKITI STATE, 2023

YEAR	NUMBER OF BENEFICIARIES		
	2023	MALE	FEMALE
	1590	1410	3000
%	53	47	100

SOURCE: MINISTRY OF EDUCATION, ADO - EKITI

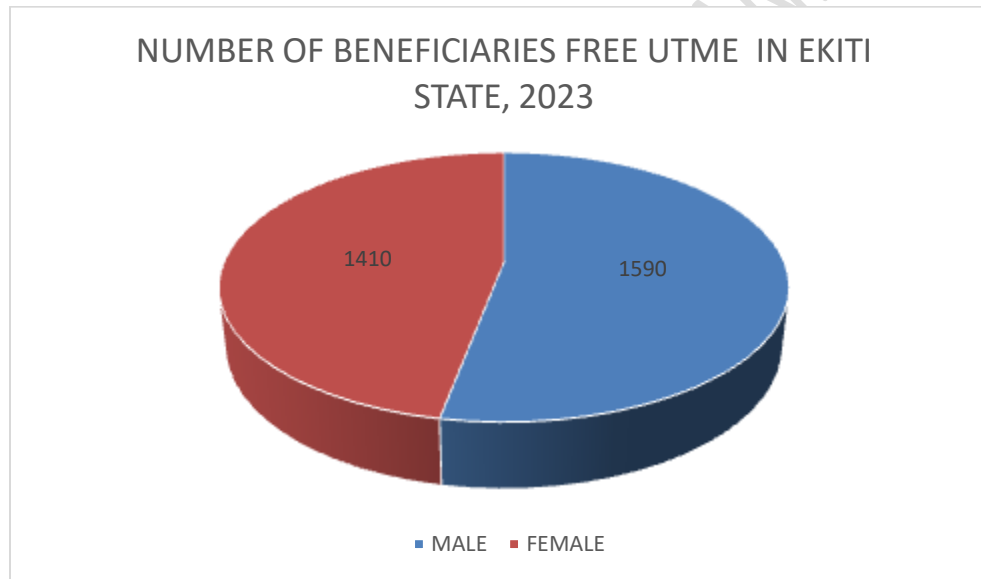


Fig. 8.4

TABLE 8.6
SUMMARY OF EDUCATIONAL INSTITUTIONS' ENROLMENT IN EKITI STATE, 2023

S/N	TYPE OF INSTITUTION	PUBLIC	PRIVATE	
		2023	2023	
1	PRIMARY SCHOOLS	197831	-	
2	NOMADIC SCHOOLS	-	-	
3	SPECIAL SCHOOLS	536	-	
4	J. S. S / S. S. S	64,999/156,281	-	
5	TECHNICAL COLLEGES	2509	-	
6	COLLEGE OF HEALTH TECHNOLOGY	3213	-	
7	SCHOOL OF NURSING	356	-	
8	ADULT LEARNER EDUCATION	72	-	
9	POLYTECHNIC	-	-	
10	UNIVERSITY	-	-	

SOURCE: MINISTRY OF EDUCATION, ADO EKITI

TABLE 8.7
BENEFICIARIES OF EKITI STATE SCHOOL SCHOLARSHIP SCHEME, 2023.

S/N	Scholarship Undergraduate Award	Masters Degree Award	Ph.D Award	Total
1	374	64	113	551

SOURCE:EKITI STATE SCHOOL SCHOLARSHIP BOARD

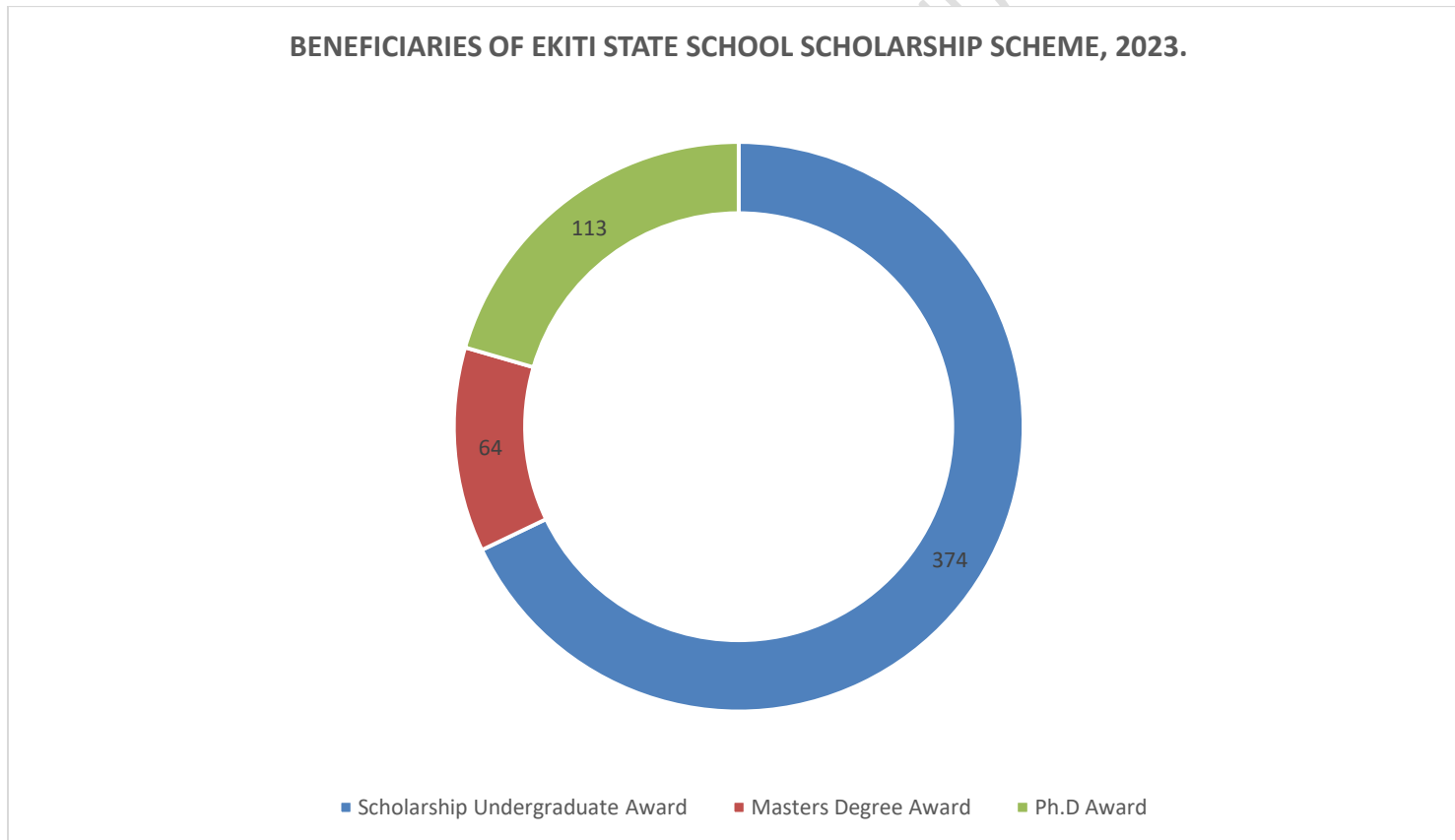


Fig. 8.5

TABLE 8.8
Beneficiaries Of Ekiti State Bursary award, 2023.

S/N	Bursary Award
1	374

SOURCE:EKITI STATE SCHOOL SCHOLARSHIP BOARD

EKITI STATE OF NIGERIA FACTS AND FIGURES 2023

CHAPTER 9

TOURISM

EKITI STATE OF NIGERIA FACTS AND FIGURES 2023

TABLE 9.1
TOURIST CENTRE IN EKITI STATE BY LOCATION AND LOCAL GOVERNMENT, 2023

S/N	TOURIST CENTRES	LOCATION	LOCAL GOVERNMENT
1	IKOGOSI WARM SPRINGS	IKOGOSI EKITI	EKITI WEST
2	ARINTA WATERFALLS	IPOLE-ILORO	EKITI WEST
3	FAJUJI MEMORIAL PARK	ADO	ADO EKITI
4	OROLE/OLOSUNTA HILLS	IKERE	IKERE EKITI
5	EFON ALAAYE HILLS	EFON	EFON- ALAAYE
6	AGBONNA HILLS	OKEMESI	EKITI WEST
7	ERIN AYONIGBA SCRED FISH	ERINJIYAN	EKITI WEST
8	EKITI PARAPO RESORT/WAR MUSEUM	OKEMESI	EKITI WEST
9	LORD LUGARDS COLONIAL BOUNDARY PILLARS	ODO-OWA	IJERO
10	ORIOKE EWO WAR SITE	ILUPEJU EKITI	OYE EKITI
11	RIVER OONI/APOSTLE BALALOLA CENOTAPH	EFON	EFON ALAAYE
12	ROCK FORMATIONS	EMURE	EMURE EKITI
13	ESA CAVE	IYIN EKITI	IREPODUN/IFELODUN
14	OSUN RIVER SOURCE	IGEDE EKITI	IREPODUN/IFELODUN
15	OKE MARIA TOURIST CENTRE	ADO	ADO
16	OKUTA GBOKUTALERI ROCK	ADO	ADO
17	EKITI GOLF COURSE	ADO	ADO
18	EWIS PALACE	ADO	ADO
19	OPA AJE	EMURE	EMURE
20	SITE OF FIRST PLANE CRASH IN NIGERIA	IKOGOSI EKITI	EKITI WEST
21	ONIPAMESAN	EMURE	EMURE EKITI
22	UGBOFINTA ROCK	OYE	OYE EKITI
23	ASEJO WATER	OYE	OYE EKITI
24	OGBESE RIVER SOURCE	IGEDE EKITI	IREPODUN/IFELODUN
25	UGBO ORUWO CAVE	OYE	OYE EKITI
26	OGUN ONIREGROOVE SITE	IRE EKITI	OYE EKITI
27	ERIN AYONIGBA SACRED FISH RESORT	ERIJYAN	EKITI WEST

SOURCE: MINISTRY OF INFORMATION, TOURISM AND VALUE ORIENTATION, ADO EKITI

TABLE 9.2**SUMMARY OF HOTELS, EVENT CENTRES AND NOTABLE TOURIST CENTRES BY LOCAL GOVERNMENT IN EKITI STATE, 2023**

S/N	LOCAL GOVERNMENT	HOTELS	%	TOURISM CENTRES	%	EVENT CENTRES	%
1	ADO	92	39.2	5	20	12	70.6
2	EFON ALAAYE	10	4.3	2	8	1	5.9
3	EKITI EAST	5	2.1	-	-	-	-
4	EKITI SOUTH WEST	8	3.4	-	-	-	-
5	EKITI WEST	12	5.1	7	24	4	23.5
6	EMURE	5	2.1	2	8	-	-
7	GBONYIN	6	2.6	-	-	-	-
8	IDO/OSI	16	6.8	-	-	-	-
9	IJERO	13	5.5	1	4	-	-
10	IKERE	17	7.2	1	-	-	-
11	IKOLE	11	4.7	1	4	-	-
12	ILEJEMEJE	3	1.3	-	-	-	-
13	IREPODUN/IFELODUN	13	5.5	3	12	-	-
14	ISE/ORUN	7	2.9	-	-	-	-
15	MOBA	5	2.1	-	-	-	-
16	OYE	12	5.1	5	20	-	-
	TOTAL	235	100	27	100	17	100

SOURCE: MINISRTY OF CULTURE, ARTS & TOURISM, ADO EKITI

TABLE 9.3**DIRECTORY OF HOTELS AND HOSPITALITY ESTABLISHMENTS BY LOCAL GOVERNMENTS IN EKITI STATE**

S/N	HOTELS	LOCATION	LOCAL GOVERNMENT
1	PATHFINDER HOTEL	IWOROKO ROAD, ADO-EKITI	ADO
2	FOUNTAIN HOTEL	TRADE FAIR COMPLEX, ADO-EKITI	ADO
3	D'BLIS TIT HOTEL	AWEDELE BEHIND ALADE FILLING STATION	ADO
4	HILL MART HOTEL	AWEDELE OFF TEXTILE ROAD, ADO-EKITI	ADO
5	SOUTHWESTERN HOTEL LTD	PINEWOOD PGK, KM2, FED POLY ROAD, ADO-EKITI	ADO
6	FABIAN HOTEL	OFF ILAWE ROAD, BEHIND POLY SATELLITE CAMPUS, ADO-EKITI	ADO
7	KSSD HOTEL	OFF ILAWE ROAD, ALONG NTA ROAD, ADO-EKITI	ADO
8	SADIAT EXECUTIVE HOTEL	ILAWE ROAD, ADO-EKITI	ADO
9	LOVELY GUEST HOUSE	EKUTE QUARTERS, ADO-EKITI	ADO
10	DAVE HOTEL	IWOROKO ROAD, ADO-EKITI	ADO
11	BEST MODEL HOTEL	OFF ILAWE ROAD, BEHIND POLY SATELLITE CAMPUS, ADO-EKITI	ADO
12	KOMMAND ROYAL HOTEL	ILAWE ROAD, ADO-EKITI	ADO
13	FRIENDLY HOTEL	IWOROKO ROAD, ADO-EKITI	ADO
14	CROWN BIZ GUEST HOUSE	IWOROKO ROAD, ADO-EKITI	ADO
15	ANISULOWO HOTEL LTD	AJILOSUN STRRET, ADO-EKITI	ADO
16	ALEX GRACE HOTEL	OKE ILA HOUSING ROAD, ADO-EKITI	ADO
17	OLUJODA HOTEL	IKERE ROAD, ADO-EKITI	ADO
18	RAJAA HOTEL	OFF IWOROKO ROAD, SIMILOLUWA, ADO-EKITI	ADO
19	CARDINAL HOTEL	OFF IWOROKO ROAD, ADEBAYO, ADO-EKITI	ADO
20	IFELODUN INTERNATIONAL HOTEL	IKERE ROAD, ADO-EKITI	ADO
21	KAY CALAX HOTEL	OKE BOLA AREA OFF AJILOSUN STREET, ADO-EKITI	ADO
22	GOD'S GRACE GUEST HOUSE	IWOROKO ROAD, BESIDE PATHFINDER HOTEL, ADO-EKITI	ADO
23	ADEBOWALE GARDEN	IWOROKO ROAD, BESIDE EKITI KETE LOADING CENTER, ADO-EKITI	ADO
24	DE LINKS MOTEL	NEC PETIUM IWOROKO ROAD, ADO-EKITI	ADO
25	ADE COMFORT HOTEL	BLOCK 6, PLOT 6 HOUSE 23 OLORAYOMI OPOPOGBORO, ADO-EKITI	ADO
26	AFRICAN HOTEL	IRONA STREET, ADO-EKITI	ADO
27	AFTER 7 HOTEL	SECRETARIAT ROAD, ADO-EKITI	ADO
28	ATLAS HOTEL	IKERE ROAD, ADO-EKITI	ADO
29	CHRISTIAN GUEST HOUSE	OKESA STREET, OPP NIG POLICE STATION, ADO-EKITI	ADO
30	COTTAGE INTERNATIONAL HOTEL	BASIRI ROAD, ADO-EKITI	ADO

31	DARES GUEST HOUSE	BOLORUNDURO STREET, OFF OLIVE LANE, ADEBAYO, ADO-EKITI	ADO
32	FEM GUEST HOUSE	ADEBAYO STREET OFF IWOROKO ROAD, ADO-EKITI	ADO
33	HOSSANNA MOTEL	OFF ILAWE ROAD, ADO-EKITI	ADO
34	ILOFIN GUEST HOUSE	OMISANJANA ROAD, ADO-EKITI	ADO
35	PLEDGE GUEST HOUSE	ORI APATA IWOROKO ROAD, ADO-EKITI	ADO
36	SHARP 12 HOTEL	IRONA ROAD, ADO-EKITI	ADO
37	PRIME GUEST HOUSE	FEDERAL POLYTECHNIC	ADO
38	STIGMA INTERNATIONAL HOTEL	IKERE ROAD, ADO-EKITI	ADO
39	UNAD GUEST HOUSE	ADEBAYO ESTATE, ADO-EKITI	ADO
40	QUEENS COURT HOTEL	IKERE ROAD, ADO-EKITI	ADO
41	WEST END HOTEL	STADIUM ROAD, ADO-EKITI	ADO
42	KURE GUEST HOUSE	GRA OFF ILAWE ROAD, ADO-EKITI	ADO
43	MOROUNFOLU GUEST HOUSE	ELEVENTH HOUSE AVENUE, OFF IWOROKO, ADO-EKITI	ADO
44	WHITE HOUSE INTERNATIONAL HOTEL	KM3, IWOROKO ROAD, ADO-EKITI	ADO
45	ROYAL CASTLE HOUSE	IYIN ROAD, ADO-EKITI	ADO
46	KINGS PALACE GUEST HOUSE	IWOROKO ROAD, ADO-EKITI	ADO
47	KAND D GUEST HOUSE	OFF POLY ROAD, ADO-EKITI	ADO
48	HOTEL BOBBY	OFF BANK ROAD OPP. ACCESS BANK, ADO-EKITI	ADO
49	LOTUS GUESTINN	OPP. OLAOLUWA MUSLIM GRAMMAR SCHOOL, ADO-EKITI	ADO
50	DICKS HOTEL	OKE ILA HOUSING ESTATE, ADO-EKITI	ADO
51	BISUN INTERNATIONAL CENTRE	IKERE ROAD, ADO-EKITI	ADO
52	KENNY GUEST HOUSE	OKE ILA STREET, ADO-EKITI	ADO
53	BOLINGO HOTELS	OKE BOLA, ADO-EKITI	ADO
54	FIRST CREATION HOTEL	OKE BOLA, ADO-EKITI	ADO
55	PROSPEROUS HOTEL	IWOROKO ROAD, ADO-EKITI	ADO
56	MIDAS HOTEL	IWOROKO ROAD, ADO-EKITI	ADO
57	AGBAYE HOTEL	KAJOLA STREET, ADO-EKITI	ADO
58	KINGS PALACE	OFF POLY ROAD, ADO-EKITI	ADO
59	EASY LIFE HOTEL	IWOROKO ROAD, ADO-EKITI	ADO
60	TICKLES RESTAURANT	IRONA ROAD, ADO-EKITI	ADO
61	MORABLAB HOTEL	EKUTE QUARTERS, ADO-EKITI	ADO
62	HIGH FLYERS HOTEL & RESORT	OFF AFAO ROAD, ADEBAYO, ADO-EKITI	ADO
63	DIDUS HOTEL	ALONG IWOROKO ROAD, ADO-EKITI	ADO
64	BELNAH HOTEL	BESIDE TRADE FAIR COMPLEX, IYIN ROAD, ADO-EKITI	ADO
65	RADIAT HOTEL	ILE-ILERI, ADEHUN, ADO-EKITI	ADO

66	DELIGHT HOTEL	ILAWE ROAD, ADO-EKITI	ADO
67	JOHN ROVERS HOTEL	IFESOWAPO STREET, OFF NOVA ROAD, BASIRI, ADO-EKITI	ADO
68	DON CLEMENTS HOTEL	PARK VIEW ROAD, OFF AFAO-IWOROKO ACCESS ROAD, ADO-EKITI	ADO
69	LIZ VIC HOTEL	ALONG AFAO ROAD, ADO-EKITI	ADO
70	YEMRAF HOTEL	ALONG HOUSING ROAD, ADEBAYO ADO-EKITI	ADO
71	CARDINAL HOTEL	BACK OF THE GARAGE, IWOROKO ROAD, ADO-EKITI	ADO
72	DEJEWLS APARTMENT	ALONG POLY ROAD, ODO-ADO, ADO-EKITI	ADO
73	POPE JOHN PAUL PASTORIAL CENTRE	IKERE ROAD, ADO-EKITI	ADO
74	FESTMAG HOTEL	ALONG IKERE ROAD, ADO-EKITI	ADO
75	OLART HOTEL AND SUITES	HOUSING ROAD, ADEBAYO, ADO-EKITI	ADO
76	ALEX GRACE HOTEL ANNEX	IWOROKO ROAD, ADO-EKITI	ADO
77	ADEYIOLA GUEST HOUSE	ONIGARI, GRA, ADO-EKITI	ADO
78	KOLTOTEL PLAZA & SUITES	ONIGARI, GRA, ADO-EKITI	ADO
79	ABBA GUEST HOUSE	7, OBAFEMI ADEBOLU STREET, GRA, ADO-EKITI	ADO
80	DE XAMBRA INTERNATIONAL HOTEL	BESIDE NTA, OFF ILAWE ROAD, ADO-EKITI	ADO
81	AB HOTEL	OFF HOUSING ESTATE, ADEBAYO, ADO-EKITI	ADO
82	SHOPLINK HOTEL	RD1, OFF NOVA VIA ADEBAYO, ADO-EKITI	ADO
83	MOLAB GUEST HOUSE	IGIRIGIRI ROAD, ADO-EKITI	ADO
84	BON HOTEL	1, GRAND TOWER ROAD, IWOROKO ROAD, ADO-EKITI	ADO
85	LUXURY LAUNDERING APARTMENT	LANE 7, COVENANT AVENUE, IKERE ROAD, ADO-EKITI	ADO
86	OYEBAM HOTEL	POLY ROAD, ADO-EKITI	ADO
87	TASTY & SPICY EATERY	IWOROKO ROAD, ADO-EKITI	ADO
88	TAKE AWAY BITE AND EAT	ADAMOLEKUN ESTATE, ADEBAYO, ADO-EKITI	ADO
89	EZEKIEL OGUNTUASE HALL	12, JEMILEHIN STREET, GRA, ADO-EKITI	ADO
90	AB FOUNDATION CIVIL CENTRE	OPOPOGBORO, ADO-EKITI	ADO
91	OMOLOJU EVENT CENTRE	AFAO ROAD, ADO-EKITI	ADO
92	K.A. THE BEST HALL	OWODE STREET, NOVA ROAD, BASIRI, ADO-EKITI	ADO
IFELODUN/IREPODUN LOCAL GOVERNMENT			
1	SUNRISE GUEST HOUSE	IGEDE EKITI	IFELODUN/IREPODUN
2	LINKY MOTEL	IYIN EKITI	IFELODUN/IREPODUN
3	KOLAWOLE HOTEL	IYIN EKITI	IFELODUN/IREPODUN
4	PEACE COOL INN	ODOGBEDE, IGEDA EKITI	IFELODUN/IREPODUN
5	FAMAT GUEST HOUSE	IYIN EKITI ALONG NEW AWO ROAD	IFELODUN/IREPODUN
6	EYEMOTE HOTEL	IRO STREET, IYIN EKITI	IFELODUN/IREPODUN
7	ONWARD HOTEL	IGBEMO EKITI	IFELODUN/IREPODUN
8	KOREDE HOTEL	IGBEMO EKITI	IFELODUN/IREPODUN

9	OMO SASUN GUEST HOUSE	IWOROKO EKITI	IFELODUN/IREPODUN
10	HILL TOP HOTEL	IYIN EKITI	IFELODUN/IREPODUN
11	CORNERSTONE EXCLUSIVE GUEST	ALONG MATTER CHRISTI GIRLS SCHOOL, IGEDE EKITI	IFELODUN/IREPODUN
12	A-JAY GUEST HOUSE	IWOROKO EKITI	IFELODUN/IREPODUN
13	GOD'S WEALTH HOTELS & GARDEN	IGEDE EKITI	IFELODUN/IREPODUN
IKERE LOCAL GOVERNMENT			
1	NINIOWO HOTEL	IGBARA ODO ROAD, IKERE EKITI	IKERE
2	COLLEGE OF EDUCATION GUEST HOUSE	IGBARA ODO ROAD, IKERE EKITI	IKERE
3	TOP RANK HOTEL	IGBARA ODO ROAD, IKERE EKITI	IKERE
4	SUNNY GUEST HOUSE	AKURE ROAD, IKERE EKITI	IKERE
5	HAVANNAH GUEST HOUSE	ISE ROAD, IKERE EKITI	IKERE
6	OROLE HOTEL	SECRETARIAT ROAD, IKERE-EKITI	IKERE
7	AMOYE GUEST HOUSE	IGBARA ODO ROAD, IKERE	IKERE
8	INISA GARDEN & HOTEL	IKERE (ARAROMI)	IKERE
9	KOREDE HOTEL	ADO ROAD, IKERE EKITI	IKERE
10	SAMMY GUEST HOUSE	ADO ROAD, IKERE-EKITI	IKERE
11	SAMPHE GUEST HOUSE	IKERE EKITI	IKERE
12	IKERE HAVANNAH HOTEL	IKERE EKITI	IKERE
13	GREAT EXPECTATION	AKURE ROAD, IKERE EKITI	IKERE
14	CONVENANT HOTEL	IKERE-EKITI	IKERE
15	BOOM HOTEL	IKERE-EKITI	IKERE
16	SINBOL HOTEL	ADO ROAD, IKERE-EKITI	IKERE
17	PRINCE & PRINCESS PALACE HOTEL	IKERE EKITI	IKERE
IDO/OSI LOCAL GOVERNMENT			
1	DEKUNOLA HOTEL	F.M.C ROAD, IDO EKITI	IDO/OSI
2	HIGHWAY HOTEL	IDO EKITI	IDO/OSI
3	CITIZEN HOTEL	IGBOLE ROAD, IDO EKITI	IDO/OSI
4	MESSIAH GUEST HOUSE	IFAKI ROAD, AAYE EKITI	IDO/OSI
5	UP HILL HOTEL	GOV. COLLEGE ROAD, USI EKITI	IDO/OSI
6	JEKOYEMI GUEST HOUSE	USI EKITI	IDO/OSI
7	MOTEL EXPRESS	USI ROAD OPP. POLICE STATION	IDO/OSI
8	CELIAT HOTEL	IFAKI ROAD, IFAKI EKITI	IDO/OSI
9	MONIL HOTEL	IKOLE ROAD, IFAKI EKITI	IDO/OSI
10	OMONIYEPE GUEST HOUSE	OKE BAREKE, IDO EKITI	IDO/OSI
11	AMULUDUN HOTEL	AYETORO EKITI	IDO/OSI
12	OMONIMO HOTEL	OSI EKITI	IDO/OSI
13	HOMELAND GUST HOUSE	IFAKI EKITI	IDO/OSI
14	JOB OMORUMO HOTEL	OSI EKITI	IDO/OSI

15	HARMONY HOTEL	USI EKITI	IDO/OSI
16	KORINAT HOTEL	IDO EKITI	IDO/OSI
IKOLE LOCAL GOVERNMENT			
1	OLO GUEST HOUSE	IKOLE EKITI	IKOLE
2	OKE-OPE INT HOTEL	AYEDUN EKITI	IKOLE
3	GOD WILL HOTEL	AIYEDUN EKITI	IKOLE
4	STAR INTERNATIONAL MOTEL	ODO AIYEDUN EKITI	IKOLE
5	IFELODUN INTERNATIONAL MOTEL	OMUO EKITI	IKOLE
6	OLOPEMEJI HOTEL	TEMIDIRE, IKOLE EKITI	IKOLE
7	BAMIRIOLUSASI HOTEL	ILASA STREET, IJESA ISU EKITI	IKOLE
8	BOESAM HOTEL	IKOLE EKITI	IKOLE
9	WHITE HOUSE HOTEL	IKOLE EKITI	IKOLE
10	GALAXY GUEST HOUSE	IKOLE EKITI	IKOLE
11	IBISCO HOTEL	IKOLE EKITI	IKOLE
EFON ALAAYE LOCAL GOVERNMENT			
1	HAPPY DAY HOTEL	OPPOSITE NYSC, EFON AALAYE	EFON ALAAYE
2	OBISESAN HOTEL	ODI-OLOWO STREET, EFON AALAYE	EFON ALAAYE
3	WHITE HOUSE GUEST HOUSE	8, ORAYO STREET, EFON AALAYE	EFON ALAAYE
4	STANDARD HOTEL EFON AALAYE	EFON AALAYE	EFON ALAAYE
5	HIGHLAND CLUB GUEST HOUSE	CLUB HOUSE ROAD, ITA OSUN	EFON ALAAYE
6	OKIKY HOTEL	EFON AALAYE	EFON ALAAYE
7	KOF HOTEL	EFON AALAYE	EFON ALAAYE
8	KEMI SUPER HOTEL	EFON AALAYE	EFON ALAAYE
9	OLANIRAN SUPER GUEST INN	EFON AALAYE	EFON ALAAYE
10	FUNJAY HOTEL	EFON AALAYE	EFON ALAAYE
EMURE LOCAL GOVERNMENT			
1	EMURE LOCAL GOVERNMENT GUEST HOUSE	EMURE EKITI	EMURE
2	YINKUS HOTEL	EMURE EKITI	EMURE
3	TINTOMS HOTEL	EMURE EKITI	EMURE
4	EMBASSY GUEST HOUSE	EMURE EKITI	EMURE
5	SUNRISE HOTEL	EMURE EKITI	EMURE
ISE ORUN LOCAL GOVERNMENT			
1	DAYUS HOTEL	ISE EKITI	ISE ORUN
2	SUPER CARE HOTEL	ISE EKITI	ISE ORUN
3	JIDE JIDE HOTEL	ISE EKITI	ISE ORUN
4	CLIMAX GUEST INN	ISE EKITI	ISE ORUN
5	CLASSIC HOTEL	ISE EKITI	ISE ORUN
6	ULIZZA HOTEL	ISE EKITI	ISE ORUN

7	BLUE DIAMOND HOTEL	ISE EKITI	ISE ORUN
IJERO LOCAL GOVERNMENT			
1	PALACE HOTEL	IJERO EKITI	IJERO
2	BABALOGBO HOTEL	IJERO EKITI	IJERO
3	DE-LINK MOTEL	IJERO EKITI	IJERO
4	WURABOLA GUEST HOUSE	IJERO EKITI	IJERO
5	PRINCESS WAYS	IJERO EKITI	IJERO
6	GBENRO HOTEL	IJERO EKITI	IJERO
7	ORANMIYAN	IJERO EKITI	IJERO
8	FOLAMI GUEST HOUSE	IJERO EKITI	IJERO
9	OROKIN HOTEL	IJERO EKITI	IJERO
10	WHITE HOUSE SUITES	IJERO EKITI	IJERO
11	FELICIA HOTEL	IJERO EKITI	IJERO
12	AYODELE GUEST HOUSE	IJERO EKITI	IJERO
13	HOUSE 9 HOTEL	IJERO EKITI	IJERO
GBONYIN LOCAL GOVERNMENT			
1	HIS MODEL HOTELS	ODE EKITI	GBONYIN
2	HALUSIN GUEST INN	IJAN EKITI	GBONYIN
3	FOLAT INTERNATIONAL HOTEL	ODE EKITI	GBONYIN
4	TOP KCLASS HOTEL	ILUOMOBA EKITI	GBONYIN
5	IYA NEPA RELAXATION CENTRE	ILUOMOBA EKITI	GBONYIN
6	CROWN GARDEN RESORT CENTRE	ILUOMOBA EKITI	GBONYIN
EKITI EAST LOCAL GOVERNMENT			
1	TITILAYO ROYAL INN	OMUO EKITI	EKITI EAST
2	OLO GUEST HOUSE	KOTA EKITI	EKITI EAST
3	YAHO HOTEL	OMUO EKITI	EKITI EAST
4	YEMI JULIYS GUEST HOUSE	OMUO EKITI	EKITI EAST
5	ROYAL PALACE RESORT	KOTA EKITI	EKITI EAST
MOBA LOCAL GOVERNMENT			
1	SUCCESS HOTEL	OKE-ODO STREET, OTUN EKITI	MOBA
2	LULI GUEST HOUSE	ODO-OJA STREET, OTUN EKITI	MOBA
3	SOLA GUEST HOUSE	OTUN ROAD, IGOGO EKITI	MOBA
4	HIGH HILL HOTEL	GRAMMAR SCHOOL ROAD, IKUN EKITI	MOBA
5	UNIQUE HOTEL	AYETORO ROAD, OTUN EKITI	MOBA
ILEJEMEJE LOCAL GOVERNMENT			
1	BENNY ROSE GUEST HOUSE	FAKUNLE BROTHERS ESTATE, IYE EKITI	ILEJEMEJE
2	BSA HOTEL	AISEGBA EKITI	ILEJEMEJE
3	EDDIE GUEST HOUSE	ILUMOBA EKITI	ILEJEMEJE

EKITI WEST LOCAL GOVERNMENT			
1	WARM SPRINGS MOTEL	IKOGOSI EKITI-IPOLE-ILORO ROAD	EKITI WEST
2	OMO AWO HOTEL	ERIJIAN EKITI	EKITI WEST
3	JUBILEE HOTEL	ERIO EKITI	EKITI WEST
4	SWEET MOTHER HOTEL	ERIJIAN EKITI	EKITI WEST
5	RADIAT HOTEL	ARAMOKO EKITI	EKITI WEST
6	STAR ROCKVIEW HOTEL	ERIO EKITI	EKITI WEST
7	IJELU ROCK MOTEL	ARAMOKO EKITI ILASA ROAD	EKITI WEST
8	ROSA FLORA HOTEL	IGEDE ROAD, ARAMOKO EKITI	EKITI WEST
9	APANISILE HOTEL	IJERO ROAD, ARAMOKO EKITI	EKITI WEST
10	PLAZZA HOTEL	OKEMESI EKITI	EKITI WEST
11	ROYAL HOTEL	OKEMESI EKITI	EKITI WEST
12	IRETI AYO HOTEL	OKEMESI EKITI	EKITI WEST
OYE LOCAL GOVERNMENT			
1	MAYEGUN ROYAL HOTEL	ILUPEJU ROAD, OYE EKITI	OYE
2	OBALATAN MOTEL	EGBE STREET, OYE EKITI	OYE
3	TESTIMONY HOTEL AND RESORT	ILUPEJU EKITI	OYE
4	YAKASKO HOTEL	ELESE STREET, ILUPEJU EKITI	OYE
5	AIYEDOGDON HOTEL	IKOLE ROAD, ITAPA EKITI	OYE

SOURCE: MINISRTY OF CULTURE, ARTS & TOURISM, ADO EKITI

CHAPTER 10

INFRASTRUCTURE & INDUSTRIAL DEVELOPMENT

EKITI STATE OF NIGERIA FACTS AND FIGURES 2023

TABLE 10.1
LIST OF ON-GOING ROAD PROJECTS IN EKITI STATE , 2023

S/N	PROJECTS	KILOMETER TARRED IN GOOD CONDITION	KILOMETER TARRED IN FAIR CONDITION	KILOMETER TARRED IN BAD CONDITION	KILOMETER UNTARRED	TOTAL KILOMETER
1	NEW ADO-IYIN ROAD	7	0.00	0.00	0.00	7.000
2	REHABILITATION OF EKITI STATE TEACHING HOSPITAL (EKSUTH) INTERNAL ROADS					
3	CONSTRUCTION OF INTERNAL ROADS, FEDERAL UNIVERSITY, OYE EKITI					
4	CONSTRUCTION OF LINE DRIAN AND FILLINGS AT 132/33KV OMISANJANA, ADO EKITI					
5	REHABILITATION OF ARAMOKO- ERIJIAN-IKOGOSI ROAD	12.99	0	0.01	0.00	13.000
6	RE-CONSTRUCTION OF AGBADO-ODE- ISINBODE-OMUO ROAD					
7	REHABILITATION OF ILUPEJU-IRE- IGBEMO-IJAN ROAD	25.25	0	0.05	0.00	25.600
8	REHABILITATION OF OYE-IYE- IKUN-OTUN-DIARY FARM ROAD	37.5	0	0.00	0.00	37.500
9	REHABILITATION OF ADO-ILAWE- IGBARA ODO-IBUJI ROAD	25	10.1	0.00	0.00	35.100
10	REHABILITATION OF ADO-IWOROKO- IFAKI ROAD	0	3	6.00	0.00	9.000
11	REHABILITATION OF IKOLE TOWNSHIP ROAD	3.1	1.277	0.00	1.00	5.377
12	RECONSTRUCTION OF IKERE-ILAWE ROAD	1.137	0	0.00	20.55	21.690
13	REHABILITATION OF IGEDE - ILAWE ROAD	0	3	6.00	0.00	9.000
14	CONSTRUCTION OF G.R.A 3RD EXTENSION ROAD	0	0	0.00	2.22	3.250
15	REHABILITATION OF MOFERERE, AGRIC OLOPE- ODO-ADO ROAD	1.105	0	0.00	2.22	3.320
17	CONSTRUCTION OF OMISANJANA-SIJA-	6.2	0	0	3	9.200

	DEEPER LIFE-AJEBAMIDELE RD.					
18	RECONSTRUCTION OF AWO - ARA - IJERO ROAD	0	0	0	14.5	14.500
19	RECONSTRUCTION OF ILORO - IJURIN - TEMIDIRE - AJEGUNLE ROAD	0	0	0	12.1	12.100
20	RECONSTRUCTION OF BAMIDELE OLUMILUA UNIVERSITY OF EDUCATION, SCIENCE AND TECHNOLOGY, IKERE EKITI INTERNAL ROAD	0	0	0	4.4	4.400
21	REHABILITATION OF SOME SELEECTED ROADS IN ADO EKITI AND IKERE EKITI	4.2	5	0	0	9.200
22	REHABILITATION OF ITAPA - IJELU - OMU ROAD	0	0	0	9.8	9.800
23	REHABILITATION OF ADO - IKERE - ONDO STATE BORDERS	0	0	25	0	25.000
24	REHABILITATION OF IFAKI - ESURE - EYIO - AWO ROAD	0	0	13.5	0	13.500
25	REHABILITATION OF IGBARA ODO- IKOGOSI ROAD	0	14	0	0	14.000
26	REHABILITATION OF ILAWE-ERIJIAN ROAD	13	0	0	0	13.000
27	CONSTRUCTION OF PHASE II (DUAL CARRIAGE WAY BETWEEN GRA 3 rd EXTENSION AND PAVILION-NTA ROAD) ,ADO EKITI.	0	0	0	0.85	0.850
28	CONSTRUCTION OF IKOLE -ARA- ISINBODE ROAD	0	0	19.56	0	19.560
29	CONSTRUCTION OF EKITI RING ROAD - PHASE 1	0	0	0	17.85	17.850
30	REHABILITATION OF IKERE - ISE- EMURE ROAD	0	0	32.200	0	32.200
31	RECONSTRUCTION OF IKERE-IGBARA ODO ROAD	0	0	19.200	0	19.200
	TOTAL	170.582	38.88	124.470	92.02	425.950

SOURCE: MINISTRY OF WORKS

TABLE 10.2
STATE ROADS AND THEIR CONDITIONS, 2023

YEAR		2023
ROAD CONSTRUCTION		LENGTH (KM)
KILOMETER TARRER IN GOOD CONDITION		172.58
KILOMETER TARRER IN FAIR CONDITION		38.88
KILOMETER TARRER IN BAD CONDITION		124.47
KILOMETERS UNTARRER		92.02
TOTAL		425.95

SOURCE: MINISTRY OF WORKS

WATER



EKITI STATE OF N

TABLE 10.3
EXISTING SPRINGS IN SOME TOWNS / VILLAGES AS A SOURCE OF WATER SUPPLY,2023

S/N	TOWNS / VILLAGES	STREAMS/ SPRING
1	ADO	OLOTORO,ELEMI,OMISANJANA
2	IGEDE	ELEMI,OGANGAN
3	IYIN	ORUNRO
4	IKERE	KOGUN,OWURUWURU
5	IGBARA ODO - IKOGOSI- ERIJIAN	ERITA,ETIO,WARMSRING
6	IDO - ILE	OTUTOKUN
7	ORIN/ IKUN/EWU	ERO
8	OKEMESI	ADA
9	EFON	ONI
10	IRE	EDUNDUN
11	IFAKI	AROTOTO,OMI AGBEDO,OMI OBA
12	IYIN	ORUNRO
13	ADO	UREJE
14	IPOLE ILORO	ARINTA
15	ITAPAJI	ELE

SOURCE: WATER CORPORATION, ADO EKITI

TABLE 10.4
DISTRIBUTION OF WATER SUPPLY AND CONSUMPTION IN EKITI STATE, 20223

S/N	SCHEMES	LOCATION	AVERAGE CAPACITY PER DAY/M ³	PRODUCTION CAPACITY PER DAY/M ³	LGA SERVED	NUMBER OF TOWNS SERVED	NUMBER OF TOWNS NOT SERVED	BUDGET PER DAY (WATER TO BE PRODUCED) M ³	CONSUMPTION (ACTUAL WATER PRODUCED) M ³
1	ERO	IKUN EKITI	104,500	52,250	MOBA, ILEJEMEJE, OYE, IDO/OSI, IREPODUN/IFELODUN, ADO, IJERO, EKITI WEST, EKITI SOUTH WEST	36	30	52,250	8,714
2	UREJE	ADO	10,000	10,000	ADO	1	-	10,000	3,762
3	ITAPAJI	ITAPAJI	5,175		IKOLE	-	-		-
4	EGBE	EGBE	66,000	40,260	GBONYIN, ISE/ORUN, EMURE, EKIT EAST, ADO	8	52	-	NEGLIGBLE
5	IDO-ILE	IDO-ILE	225	225	EKITI WEST	1	-	225	25
6	OKEMESI	OKEMESI	400	400	EKITI WEST	1	-	400	82
7	EFON	EFON	625	625	EKITI WEST	1	-	625	285
8	IKERE BOREHOLE	IKRE	225	225	IKERE	1	-	225	225
9	ERINJIYAN	ERINJIYAN	1,200	-	EKITI WEST	1	-	1,200	-
10	IGBARA ODO	IGBARA ODO	50	-	EKITI SOUTH WEST	1	-	-	-

SOURCE: EKITI STATE WATER CORPORATION

TABLE 10.5
WATER SUPPLY COVERAGE IN EKITI STATE SCHEME, 2023

S/N	NAME	NO OF TOWN & VILLAGES SERVED BY THE SCHEME
1	Ero	34
2	Ado	1
3	Egbe	(About to start operation)
4	Itapaji	-
5	Ikerel	1
6	Efon	-
7	Okemesi	1
8	Ido-Ile	1
9	Igbara-Odo	-
10	Erijiyan	1

SOURCE: Water Corporation, Ado Ekiti

TABLE 10.6

ERO WATER SUPPLY SCHEME SHOWING BOOSTER STATIONS, LOCATION, NUMBER OF PUMPS, DISCHARGE AND HEAD(M³), 2023

S/N	LOCATION OF BOOSTER STATIONS	NUMBER OF PUMP	DISCHARGED M3/HR	HEAD(M)
1	AYETORO	6	495, 1,340	15, 91.5
2	ISAN	3	92	120
3	IGEDE	4	220 105	34.5 21.5
4	ARAMOKO	2	230	150
5	OKE-AKO	2	230	150
6	ODO-ORO	2	295	432
7	OSIN	2	65	95
8	EFONALAAYE	2	45	112.8
9	IRO	3	336	105
10	ILUPEJU	2	91.2	91
11	FAJUJI	2	-	-
12	IJAN	1	150	150
13	ISE	1	300	70
14	IFAKI	2	150	150
15	ITAWURE	1	150	150
16	ILASA	1	75	140
17	ISINBODE	2	300	70

SOURCE: Water Corporation, Ado Ekiti

TABLE 10.7

SOURCE OF WATER IN LOCAL GOVERNMENT AREA OF EKITI STATE, 2023

LOCAL GOVERNMENT AREA	HEADWORKS	PIPEBORNE WATER	NUMBER OF TOWNS/VILLAGES	SPRING STREAM
ADO	Ureje water scheme	2,843(F)	1	Ureje Omisanjana
EFON	Efon Alaaye Old/New	73	1	Oni Spring – in take
EKITI EAST	Egbe Dam	59(F)	-	Little Osse River
MOBA	Ero Dam	-	-	Ero River
EKITI SOUTH WEST	Igbara Odo Mini Dam	446(F)	2	Erinta
OYE	Ero	432(F)	9	Ero River
EKITI WEST	Ipole Iloro	527(F)	4	Ero River
ISE/ ORUN	Egbe Dam	-	-	Little Osse
EMURE	Egbe Dam	-	-	River
GBONYIN	Egbe Dam	445(F)	9	Little Osse River
IDO - OSI	Ero Dam	-	-	Ero River
ILEJEMEJE	Ero Dam	260(F)	7	Ero River
IJERO	Ero Dam	1306(F)	13	Ero River
IREPODUN/IFELODUN	Ero Dam	936(F)	7	Ero River
IKERE	Borehole	325(F)	1	Ero River
IKOLE	Itapaji Dam	594(F)	6	Ele River

NOTE: F = Functioning

SOURCE: WATER CORPORATION, ADO EKITI

ELECTRICITY

TABLE 10.8

NUMBER OF COMMUNITIES LINKED AND NOT LINKED TO THE NATIONAL GRID IN EKITI STATE, 2023

S/N	ELECTRICITY PROJECTS	YEAR
		2023
1	NUMBER OF TOWNS / COMMUNITIES LINKED TO THE NATIONAL GRID	180
2	NUMBER OF RURAL COMMUNITIES NOT LINKED TO THE NATIONAL GRID	185
	TOTAL	365

SOURCE: EKITI STATE ELECTRICITY BOARD, ADO EKITI

TABLE 11.7

NUMBER OF ON-GOING ELECTRIC POWER PROJECTS IN COMMUNITIES IN EKITI STATE, 2023

S/N	SPONSORS		
		COMPLETED	ON-GOING
		2023	2023
1	LOCAL GOVERNMENT	-	-
2	STATE GOVERNMENT	10	6
3	FEDERAL GOVERNMENT	-	-
	TOTAL	10	6

SOURCE: EKITI STATE ELECTRICITY BOARD, ADO EKITI

TABLE 11.8
LIST OF SOME ON - GOING STATE GOVERNMENT RURAL ELECTRIFICATION PROJECTS IN EKITI STATE, 2023

S/N	PROJECT DESCRIPTION	PROJECT LOCATION	STATUS
1	RURAL ELECTRIFICATION OF IGEEDE FARM SETTLEMENT	IGEEDE FARM SETTLEMENT OYE LGA	ON-GOING
2	RURAL ELECTRIFICATION OF ABA -OSUN	ABA OSUN EKITI SOUTH LGA	ON-GOING

SOURCE: EKITI STATE ELECTRICITY BOARD, ADO EKITI

EKITI STATE OF NIGERIA FACTS AND FIGURES

CHAPTER 11

ARMED FORCES

EKITI STATE OF NIGERIA FACTS AND FIGURES 2023

TABLE 11.1

EKITI STATE IN-TAKE OF CANDIDATES INTO THE NIGERIAN ARMED FORCES CLASSIFIED BY GENDER 2023

S/N	TYPE OF FORCE	GENDER				TOTAL	%
		MALE	%	FEWMALE	%		
1	ARMY	177		25		202	
2	NAVY	142		58		200	
3	AIR FORCE	25		2		27	
TOTAL		344		85		429	

SOURCE: CABINET AND SPECIAL SERVICES DEPT., GOVERNOR'S OFFICE, ADO-EKITI.

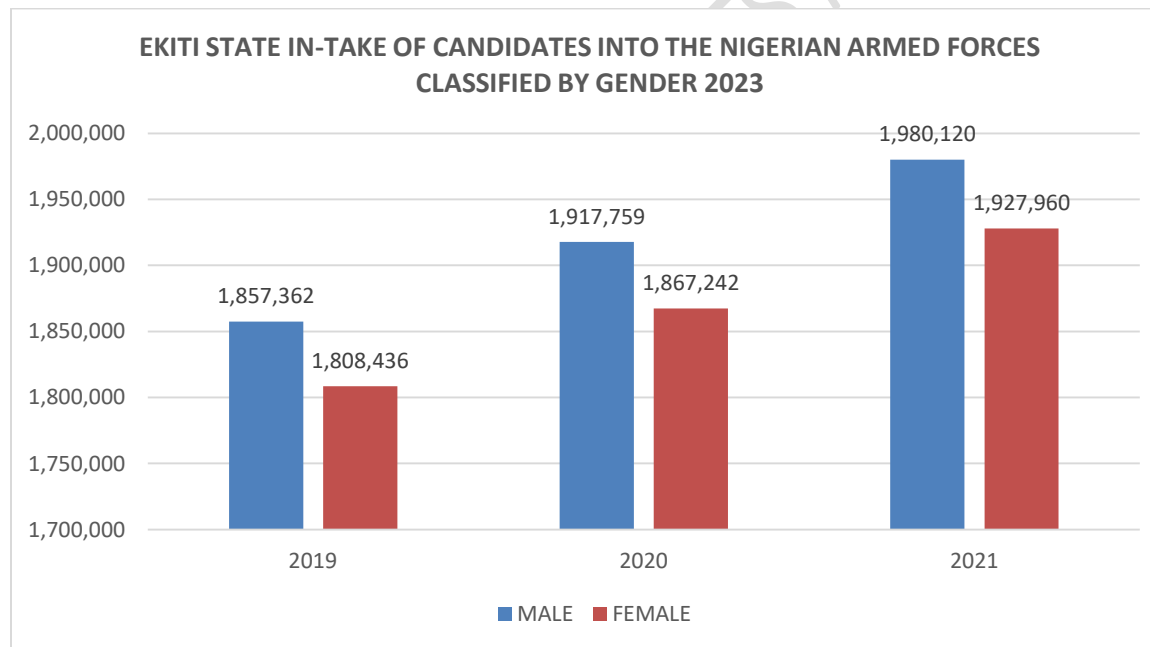


Fig. 1.1

CHAPTER 12

EKITI STATE FIRE DEPARTMENT

EKITI STATE OF NIGERIA FACTS AND FIGURES 2023

TABLE 12.1**STATISTICS OF EMERGENCY CASES ATTENDED FROM JANUARY TO DECEMBER IN 2023**

S/N	MONTH	FIRE CALLS	SPECIAL SERVICES/ACCIDENTS	LIVES LOST	LIVES SAVED	ESTIMATED PROPERTY LOSS (₦)	ESTIMATED PROPERTY SAVED (₦)
1	JAN	16	-	-	-	-	-
2	FEB	12	-	-	-	-	-
3	MARCH	04	-	-	-	-	-
4	APRIL	01	01	-	01	-	-
5	MAY	01	01	-	01	-	-
6	JUNE	08	-	-	-	-	-
7	JULY	02	02	-	-	2m	82m
8	AUGUST	04	01	-	01	2.2m	25.2m
9	SEPTEMBER	05	03	-	04	8.7m	78.0m
10	OCTOBER	05	03	-	-	39.1m	221.5m
11	NOVEMBER	04	02	01	-	2.8m	82m
12	DECEMBER	13	-	-	-	15.6m	72.2m
	TOTAL	75	13	01	07	70.4m	560.9m
	MONTHLY AVERAGE	6.25	1.08	0.08	0.58	5.87m	46.74m

SOURCE: EKITI STATE FIRE DEPARTMENT

TABLE 12.2

DISTRIBUTION OF FIRE STATIONS, FIRE FIGHTERS ENGAGED BY CADRE AND QUALIFICATION IN EKITI STATE,2023

S/N	LOCATION	NUMBER OF FIRE STATIONS	CADRE				QUALIFICATION													
			FIREMAN		SUPERINTENDENT		OFFICER		BSc		HND		ND		NCE		SSCE		TRADE TEST & OTHERS	
			M	F	M	F	M	F	M	F	M	F	M	F	M	F	M	F	M	F
1	ADO(HQ& CC)	63	20	9	28	4	2	-	2	-	7	2	3	-	-	-	32	12	5	-
2	IKERE	12	6	4	2	-	-	-	-	-	1	-	1	-	-	-	6	4	-	-
3	IKOLE	7	3	-	4	-	-	-	-	-	-	-	-	-	-	-	7	-	-	-
4	IJERO	10	7	2	1	-	-	-	-	-	1	-	-	-	-	-	7	2	-	-
5	ARAMOKO	10	8	2	-	-	-	-	-	-	-	-	-	-	-	-	8	2	-	-
6	IDO	9	6	2	1	-	-	-	-	-	1	-	-	-	-	-	6	2	-	-
7	OMUO	7	6	-	1	-	-	-	-	-	-	-	-	-	-	-	7	-	-	-

SOURCE: EKITI STATE FIRE DEPARTMENT