

# EKITI STATE OF NIGERIA

## DIGEST OF MANPOWER STATISTICS

IN

EKITI STATE 2023



**PRODUCED BY**  
**Bureau of Statistics,**  
**Ekiti State, Nigeria**

# FOREWORD

The digest of Ekiti State Manpower Statistics is a publication that shows basic statistical information about the workforce of the State public service. The 2023 edition covers the entire public service of Ekiti State except data on the staff of Ekiti State University due to non-response from the affected establishment.

The document is segmented into three chapters as follows;

**Chapter one:** Personnel in Ekiti State public service by gender.

**Chapter two:** Ekiti State manpower by length of service, grade level, age group, cadre, local government of origin, qualification, nature of appointment, length of service, reason for leaving the service and nature of training.

**Chapter three:** Table of Analysis.

My sincere appreciation goes to all MDAs that responded promptly to our request for data, hoping that they will not hesitate to respond positively in future when such request is made. I am grateful to the entire staff of the Ekiti State Bureau of Statistics for their cooperation in the production of this publication, particularly the schedule officer in charge of Manpower Statistics.

It is hoped that this publication will be useful for policy makers, researchers and other users of Statistics both within and outside the State.

Any constructive criticism will be welcomed as this will facilitate improvement in further edition.

**Dolapo Dasola Ojo (Mrs)**  
**The Statistician General**  
**Ekiti State Bureau of Statistics**  
**Ado Ekiti**

## TABLE OF CONTENTS

Title Page	
Foreword	i
Table of Contents	ii-iii
Observations from Table of Analysis	iv-vii

TABLES	DESCRIPTION	PAGE
<b>CHAPTER ONE</b>		
1.1	Summary of personnel in Ekiti State Public Service by Gender, 2023	1
<b>CHAPTER TWO</b>		
2.1	Distribution of Ekiti State Public Service Personnel by Length of Service, 2023	2
2.2	Distribution of Ekiti State Public Service Personnel by Grade Level, 2023	3
2.3	Distribution of Ekiti State Public Service Personnel by Cadre, 2023	4
2.4	Distribution of Ekiti State Public Service Personnel by Age, 2023	5
2.5	Distribution of Ekiti State Public Service Personnel by Local Government of Origin, 2023	6
2.6	Distribution of Ekiti State Public Service Personnel by Qualification, 2023	7
2.7	Distribution of Ekiti State Public Service Personnel by Nature of Appointment, 2023	8
2.8	Distribution of Ekiti State Public Service Personnel by Length of Service before Disengagement 2023	9

2.9	Distribution of Ekiti State Public Service Personnel by Reason for Retirement, 2023	10
2.10	Distribution of Ekiti State Public Service Personnel Trained by Nature of Training, 2023	11

<b>CHAPTER THREE</b>		
3.1	Ekiti State Public Service Personnel Classified by Gender and Length of Service2023.	12
3.2	Ekiti State Public Service Personnel Classified by Gender and Grade Level2023.	16
3.3	Ekiti State Public Service Personnel Classified by Gender and Cadre, 2023.	20
3.4	Ekiti State Public Service Personnel Classified by Gender and Age, 2023	24
3.5	Ekiti State Public Service Personnel Classified by Gender and Local Government of Origin, 2023.	28
3.6	Ekiti State Public Service Personnel Classified by Gender and Qualification2023	36
3.7	Ekiti State Public Service Personnel Classified by Gender and Nature of Appointment, 2023.	40
3.8	Ekiti State Public Service Personnel Classified by Gender and Length of Service at Retirement, 2023	44
3.9	Ekiti State Public Service Personnel Classified by Gender and Reasons for Leaving Service, 2023	48
3.10	Ekiti State Trained Public Service Personnel Classified by Gender and Nature of Training, 2023.	52

## **OBSERVATIONS FROM THE TABLE OF ANALYSIS ON MANPOWER STATISTICS**

The digest was arranged into three chapters in which chapter one and two give summary report of the State's manpower while section three shows the table of analysis by:

- i. Length of service
- ii. Grade level
- iii. Cadre
- iv. Age
- v. Local Government of origin
- vi. Qualification
- vii. Nature of Appointment.
- viii. Length of service before disengagement.
- ix. Reason for leaving the service.
- x. Nature of Training.

Chapter one explains the overall summary of the entire personnel in Ekiti State Public service by gender. **Table1.1** shows that the total number of personnel in the government establishments as at 31<sup>st</sup> December 2023 to be 35,664. The ratio of male to female personnel is 37.03%: 62.97%, it was further observed that the number of personnel in the State has increased by 5.8 % in the year under review due to the gracious approval by His Excellency the Governor to recruit into some MDAs in Ekiti State. The numerical strength of Staff in the LGAs/LCDAs was 11,244 details of this can be seen in the **Digest of Local Government Statistics**.

Chapter two reveals information on the categorization of personnel by various parameters.

**Table 2.1** focuses on the length of service of public servants in the State. Officers who have spent between 15-19 (29.41%) years had the highest percentage of the total work force followed by those with 20-24 (18.63%) years, and the least percentage of (0.52%) were those who have spent above 35years.

**Table 2.2** reflects categorization of officers by salary grade level. Officers on GL. 01-06 classified as junior staff has 17.60 % of the total workforce, about (59.91%) of the personnel were in the middle level (GL 07-13), those on managerial level (GL 14-17) stood at 26.25% while those on consolidated salary had a very low percentage of 0.59% of the total workforce.

**Table 2.3** shows the analysis of the Public Servants in the State by cadre such as Managerial, Administrative, Professional, Technical, Clerical/Executive and others. It is observed that 1.33% were on managerial cadre while administrative and professional cadre are 6.09% and 60.08%, technician, clerical/executive, operations and other cadre stood at 11.17%, 9.91%,6.50% and 4.91% respectively.

The classification of personnel by age group revealed that officers below age 30 were only 5.19% followed by those between 30-39 years (21.08%) while officers of age 50 and above had the highest of (30.50%). See **Table 2.4**

It is necessary to note that the highest number of personnel in Ekiti State were from Ado LGA with 6.28 % followed by Ikere, Ise/orun, Ikole LGAs with 4.56%, 4.26%, and 4.21% while Gbonyin and Ido-osi have the same percentage of personnel of 4.07%. The least number of personnel were from kajola LCDA with 0.79 % . (See **table 2.5** for details).

Categorization by highest degree shows that University graduates were 15,979 (44.80%), HND graduates were 2,364 (6.63%), other Post-Secondary School certificates holders (National Certificate of Education, National Diploma) had 21.13 % and 6.72% respectively. The School Certificate holders and those with lower qualification were 11.90 % and 8.82%.

Record of personnel by nature of appointment which are permanent, contract and temporary appointment were contained in **table 2.7**. It was observed that officers on permanent appointment were 35,664 (97.90%) while contract, temporary appointment and others were 764 (2.10%).

**Table 2.8** estimated the distribution of officers that exited the service by length of service. From the table, 559 officers (57.33%) left the service after 30-35 years, those that left service having spent 20-29 years were 134(13.74%), officers that were disengaged between 10 and 19 years in service were 124 (14.67%) while the officers that left before 10 years stood at 139 (14.27%).

**Table 2.9** revealed information on public officers that left service by reasons. A total of 975 officers left the service in the year under review. Those that left by voluntary retirement were 322 (33.03%), compulsory retirement were 453 (46.46%), those that resigned their appointment were 115 (11.79%), also the appointment of 18 (1.85%) officers was terminated, 2 (0.21%) officers were dismissed, 61 (6.26%) personnel died in active service while 4 (0.41%) left for no reason.

**Table 2.10** revealed information about capacity development of the personnel in the State. A total of 2,522 which represent (7.07%) of the total workforce benefitted from one form of training or the other in the Civil Service. The personnel who enjoyed local-in-service training had the highest figure of

1,743 (69.11%) followed by those on study leave with pay given as 16.06%, study leave without pay 176 (6.98%), international-in-service training was 7.65% and those on sabbatical leave were 0.20%.



# CHAPTER ONE

**TABLE 1.1**

**SUMMARY OF PERSONNEL IN PUBLIC SERVICE BY GENDER IN EKITI STATE, 2023.**

NO OF ESTABLISHMENT		NO OF PERSONNEL		TOTAL NO OF PERSONNEL
		MALE	FEMALE	
TOTAL	101	13205	22459	35664
%		37.03	62.97	100

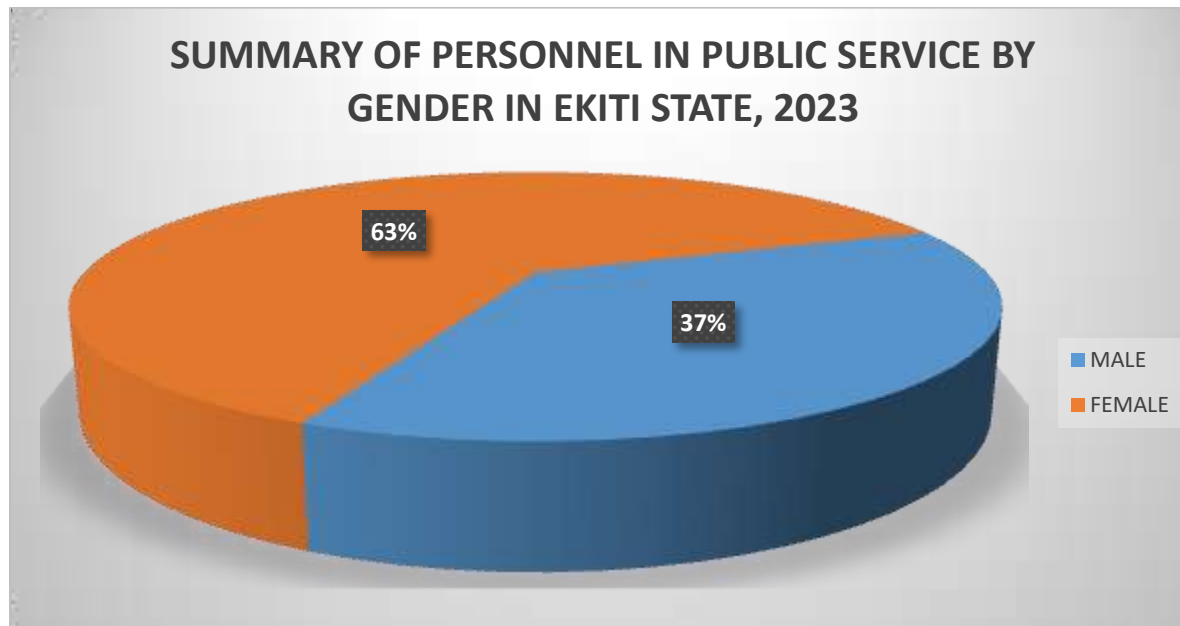
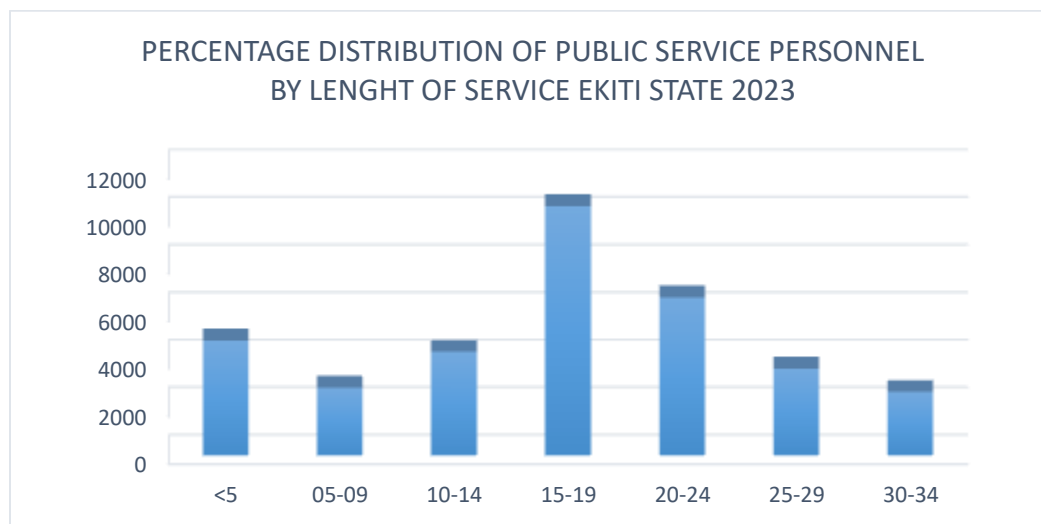


FIG: 1

# CHAPTER TWO

**TABLE 2.1**  
**DISTRIBUTION OF PUBLIC SERVICE PERSONNEL BY LENGTH OF SERVICE IN EKITI STATE 2023.**

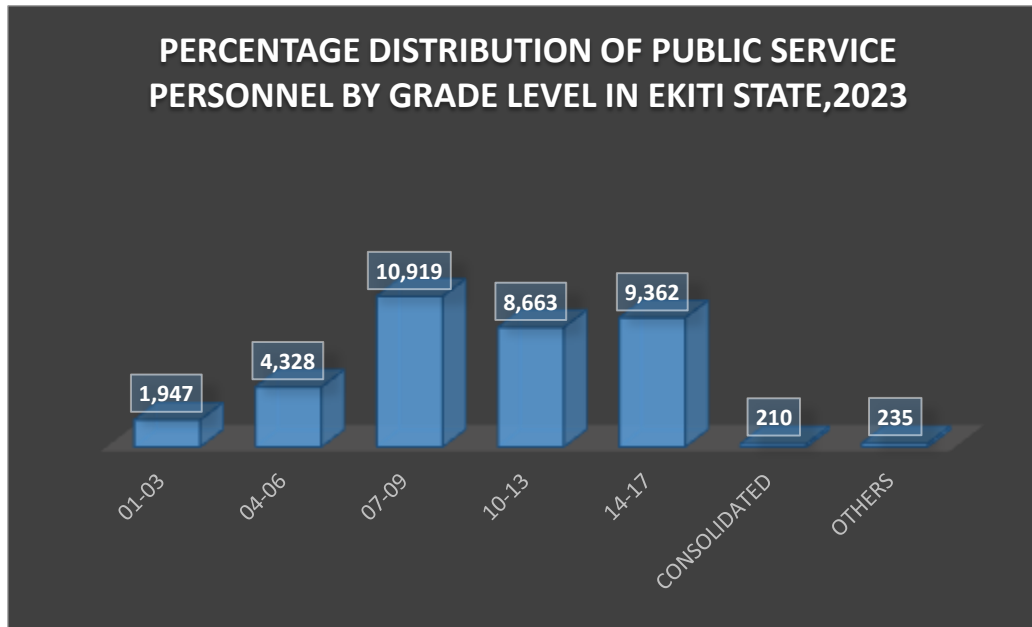
<b>LENGTH OF SERVICE</b>	<b>&lt;5</b>	<b>05-09</b>	<b>10-14</b>	<b>15-19</b>	<b>20-24</b>	<b>25-29</b>	<b>30-34</b>	<b>35&gt;</b>	<b>TOTAL</b>
<b>NO OF PERSONNEL</b>	4832	2845	4355	10487	6645	3648	2667	185	35664
<b>%</b>	13.55	7.98	12.21	29.41	18.63	10.23	7.48	0.52	100.00



**FIG: 2.1**

**TABLE 2.2**  
**DISTRIBUTION OF PUBLIC SERVICE PERSONNEL BY GRADE LEVEL IN EKITI STATE, 2023.**

GRADE LEVEL	01-03	04-06	07-09	10-13	14-17	CONSOLIDATED	OTHERS	TOTAL
NO OF PERSONNEL	1,947	4,328	10,919	8,663	9,362	210	235	35,664
%	5.46	12.14	30.62	24.29	26.25	0.59	0.66	100.00



**FIG: 2.2**

**TABLE 2.3**  
**DISTRIBUTION OF PUBLIC SERVICE PERSONNEL BY CADRE IN EKITI STATE, 2023.**

CADRE	MANAGERIAL	ADMINISTRATIVE	PROFESSIONAL	TECHNICIANS	CLERICAL/ EXECUTIVE	OPERATIONS	OTHERS	TOTAL
NO OF PERSONNEL	476	2,172	21,426	1,752	3,984	3,535	2,319	35,664
%	1.33	6.09	60.08	4.91	11.17	9.91	6.50	100.00

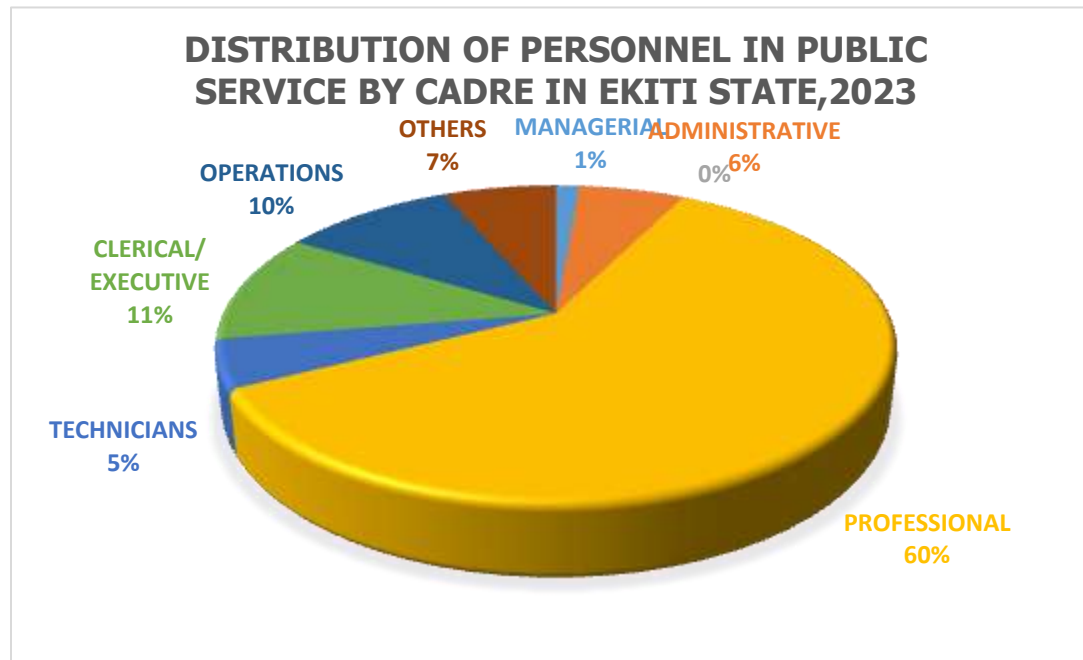
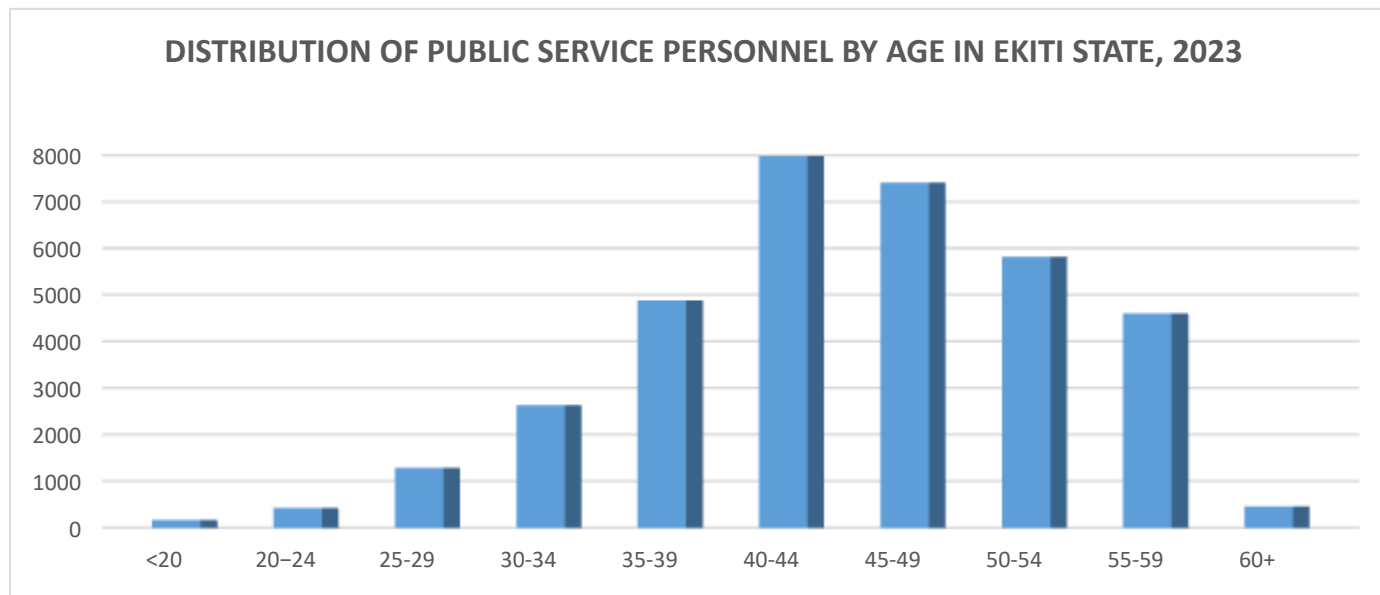


FIG: 2.3

**TABLE 2.4**

**DISTRIBUTION OF PUBLIC SERVICE PERSONNEL BY AGE IN EKITI STATE, 2023**

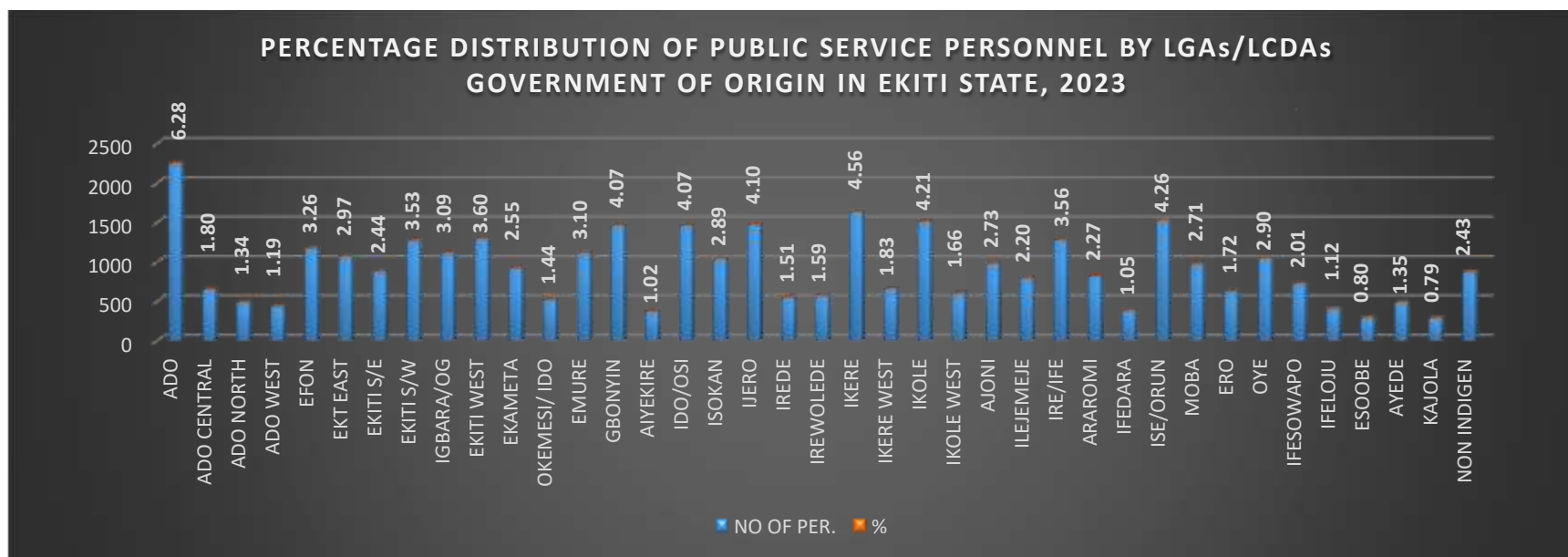
<b>AGE</b>	<b>&lt;20</b>	<b>20-24</b>	<b>25-29</b>	<b>30-34</b>	<b>35-39</b>	<b>40-44</b>	<b>45-49</b>	<b>50-54</b>	<b>55-59</b>	<b>60+</b>	<b>TOTAL</b>
<b>TOTAL</b>	169	420	1282	2634	4883	7982	7414	5821	4605	454	35664
<b>%</b>	0.47	1.18	3.59	7.39	13.69	22.38	20.79	16.32	12.91	1.27	100.00



**FIG: 2.4**

**TABLE 2.5**  
**DISTRIBUTION OF PUBLIC SERVICE PERSONNEL BY LOCAL GOVERNMENT OF ORIGIN IN EKITI STATE, 2023.**

%	NO OF PER.	A/LGDA
6.28	2238	ADO
1.80	641	ADO CENTRAL
1.34	479	ADO NORTH
1.19	425	ADO WEST
3.26	1163	EFON
2.97	1060	EKT EAST
2.44	869	EKITI S/E
3.53	1259	EKITI S/W
3.09	1103	IGBARA/OG
3.00	1203	EKITI WEST
2.44	811	EKAMETA
1.44	513	OKEMESI/IDO
3.10	1107	EMURE
4.07	1453	GBONYIN
1.02	362	AIYEKIRE
4.07	1450	IDO/OSI
2.89	1031	ISOKAN
4.10	1402	IJERO
1.51	540	IREDE
1.59	567	IREWOLEDE
4.56	1623	IKERE
1.83	651	IKERE WEST
4.21	1503	IKOLE
1.66	593	IKOLE WEST
2.73	972	AJONI
2.20	780	ILEJEMEJE
2.27	808	IRE/IFE
1.05	370	ARAROMI
4.26	1518	IFEDARA
2.71	903	ISE/ORUN
1.72	613	MOBA
2.90	1030	ERO
2.90	1030	OYE
2.01	717	IFESOWAPO
1.12	400	IFELOJU
0.80	286	ESOOBE
1.35	480	AYEDE
0.79	281	KAJOLA
2.43	866	NON INDIGEN
0.00	35664	TOTAL

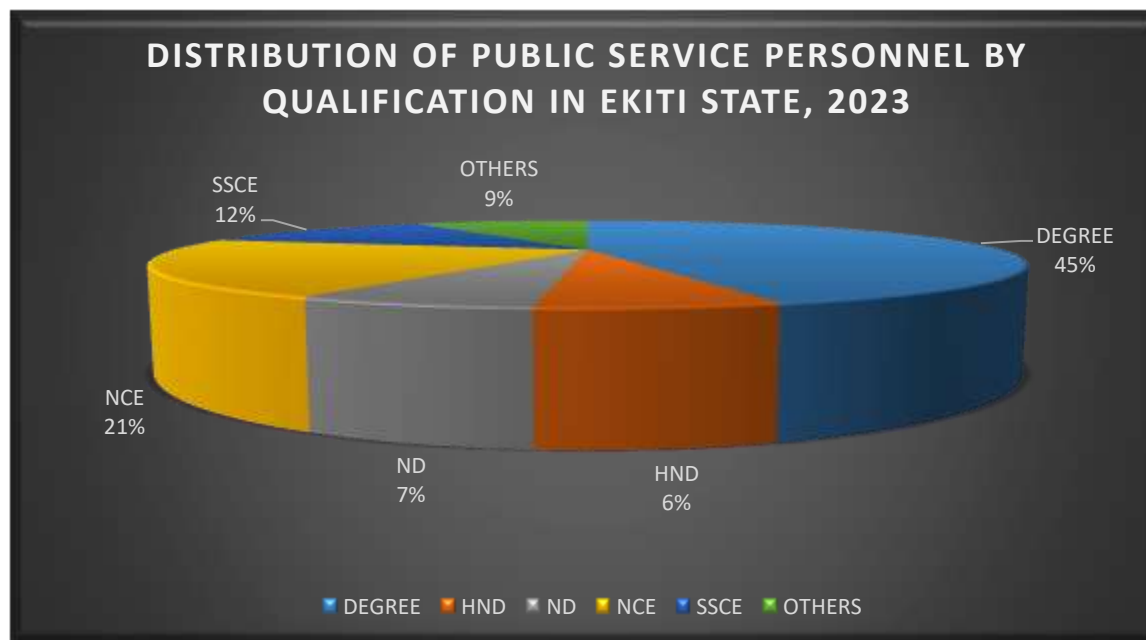


**FIG: 2.5**



**TABLE 2.6**  
**DISTRIBUTION OF PUBLIC SERVICE PERSONNEL BY QUALIFICATION IN EKITI STATE, 2023.**

QUALIFICATION	DEGREE	HND	ND	NCE	SSCE	OTHERS	TOTAL
NO OF PERSONNEL	15979	2364	2395	7537	4243	3146	35664
%	44.80	6.63	6.72	21.13	11.90	8.82	100

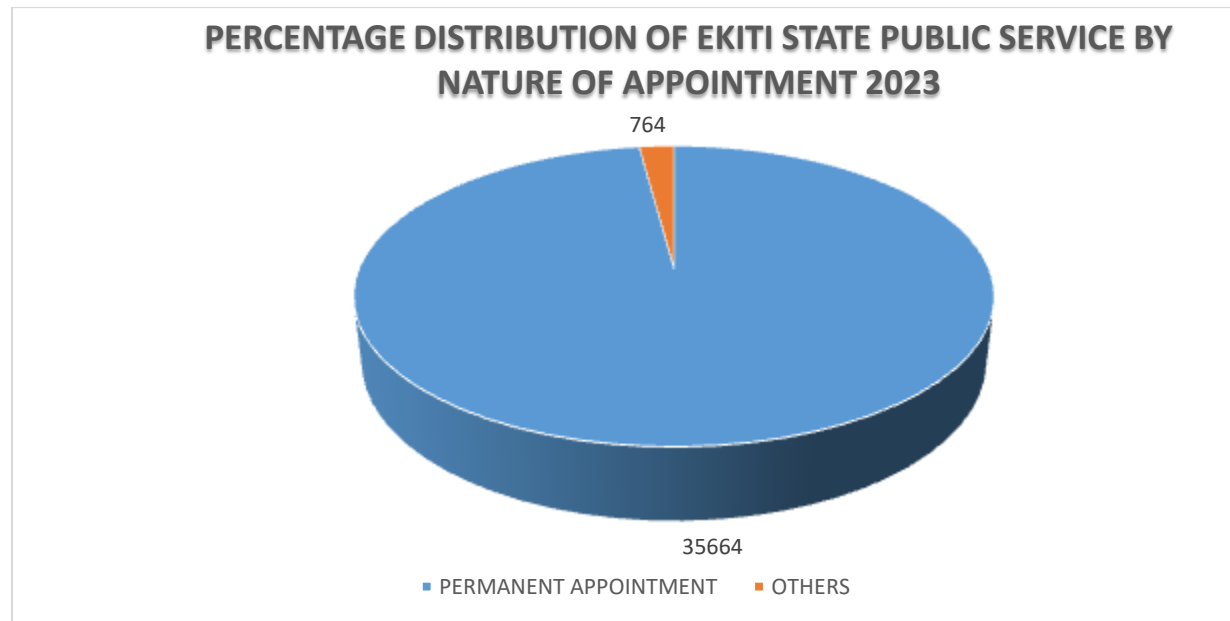


**FIG 2.6**

**TABLE 2.7**

**DISTRIBUTION OF EKITI STATE PUBLIC SERVICE PERSONNEL BY NATURE OF APPOINTMENT, 2023**

<b>NATURE OF APPOINTMENT</b>	<b>PERMANENT APPOINTMENT</b>	<b>OTHERS</b>	<b>TOTAL</b>
TOTAL	35664	764	36428
%	97.90	2.10	100

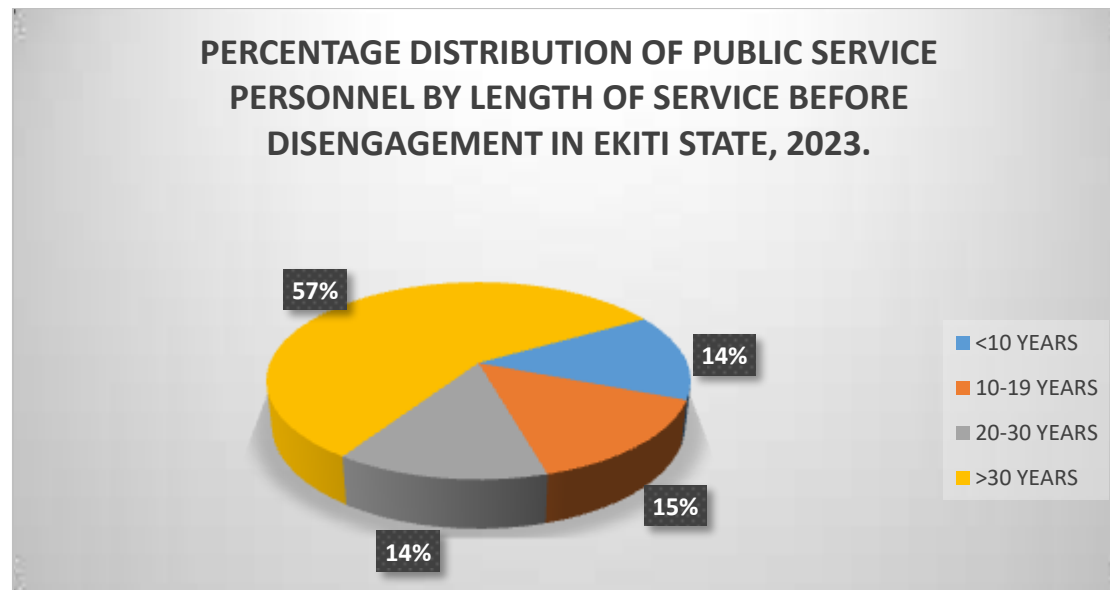


**FIG:2.7**

**TABLE 2.8**

**DISTRIBUTION OF PUBLIC SERVICE PERSONNEL BY LENGTH OF SERVICE BEFORE  
DISENGAGEMENT IN EKITI STATE, 2023**

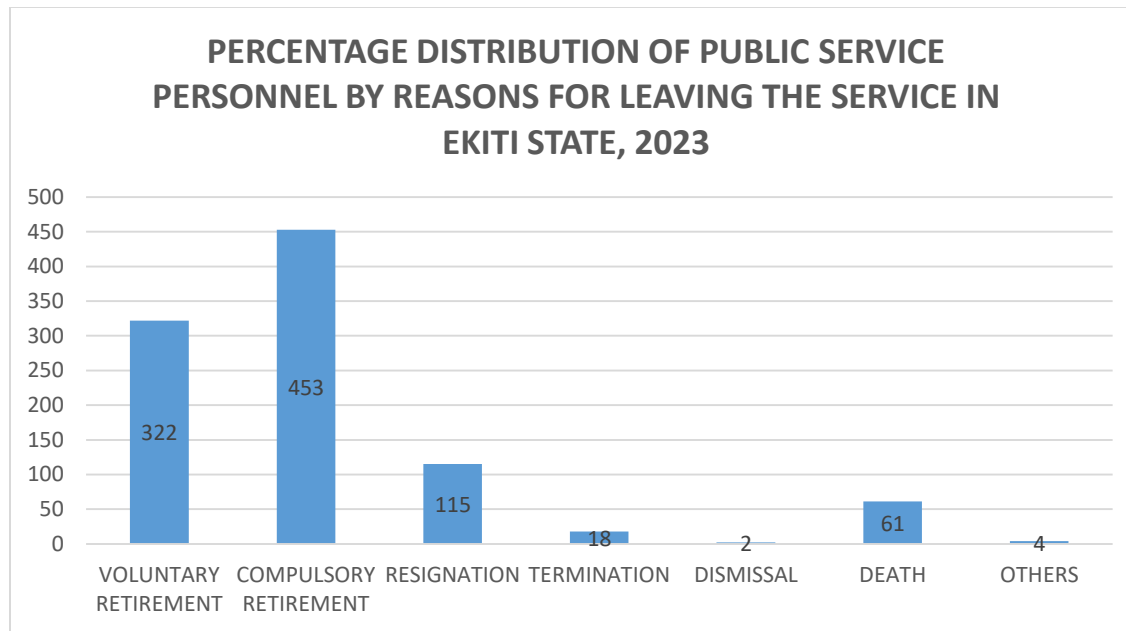
<b>NO OF YEAR BEFORE RETIREMENT</b>	<b>&lt;10 YEARS</b>	<b>10-19 YEARS</b>	<b>20-30 YEARS</b>	<b>&gt;30 YEARS</b>	<b>TOTAL</b>
<b>NO OF PERSONNEL</b>	139	143	134	559	975
<b>%</b>	14.26	14.67	13.74	57.33	100



**FIG: 2.8**

**TABLE 2.9**  
**DISTRIBUTION OF PUBLIC SERVICE PERSONNEL BY REASON FOR LEAVING THE SERVICE IN EKITI STATE, 2023**

REASON FOR LEAVING THE SERVICE	VOLUNTARY RETIREMENT	COMPULSORY RETIREMENT	RESIGNATION	TERMINATION	DISMISSAL	DEATH	OTHERS	TOTAL
NO OF PERSONNEL	322	453	115	18	2	61	4	975
%	33.03	46.46	11.79	1.85	0.21	6.26	0.41	100.00

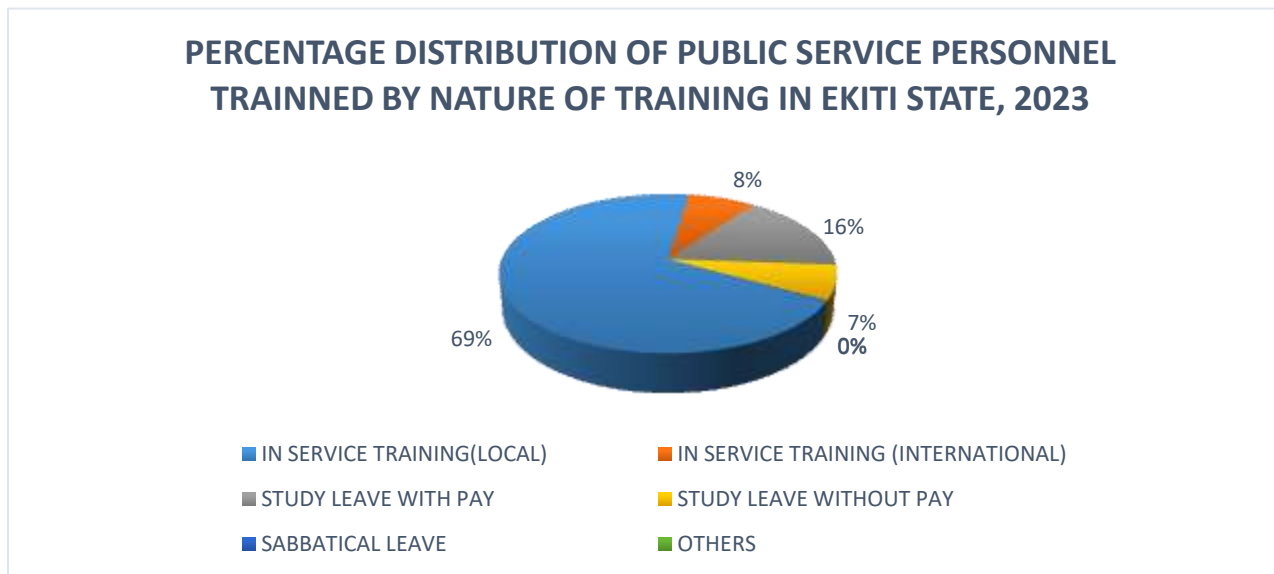


**FIG: 2.9**

**TABLE 2.10**

**DISTRIBUTION OF PUBLIC SERVICE PERSONNEL TRAINED BY NATURE OF TRAINING IN EKITI STATE, 2023**

NATURE OF TRAINING	IN SERVICE TRAINING(LOCAL)	IN SERVICE TRAINING (INTERNATIONAL)	STUDY LEAVE WITH PAY	STUDY LEAVE WITHOUT PAY	SABBATICAL LEAVE	OTHERS	TOTAL
<b>TOTAL</b>	1743	193	405	176	5	0	2522
<b>%</b>	69.11	7.65	16.06	6.98	0.20	0.00	100



**FIG: 2.10**

# CHAPTER THREE

**TABLE 3.1**  
**PUBLIC SERVICE PERSONNEL CLASSIFIED BY GENDER AND LENGTH OF SERVICE, 2023**

S/N	MDA	<5		05-09		10-14		15-19		20-24		25-29		30-34		>35		TOTAL		GRAND TOTAL
		M	F	M	F	M	F	M	F	M	F	M	F	M	F	M	F	M	F	
1	MINISTRY OF BUDGET & ECONOMIC PLANNING	3	3	10	5	20	5	17	14	4	7	1	2	0	1	0	0	55	37	92
2	MINISTRY OF CHIEFTANCY AFFAIRS.	0	3	3	1	2	1	4	4	3	2	0	1	0	1	0	1	12	14	26
3	MINI. OF WOMEN AFFAIRS, GENDER EMPOWERMENT AND SOCIAL WELFARE	0	2	12	13	12	13	11	38	5	16	1	4	2	6	0	0	43	92	135
4	OFFICE OF THE DEPUTY GOVERNOR.	5	3	6	11	8	7	11	5	2	2	1	1	0	0	0	0	33	29	62
5	MINISTRY OF AGRICULTURE & NATURAL RESOURCES	55	19	48	15	60	25	36	27	31	8	15	9	53	7	26	2	324	112	436
6	EKITI STATE BOUNDARY COMMISSION	0	0	0	0	1	2	1	3	6	0	1	2	0	1	0	0	9	8	17
7	MINISTRY OF COMMERCE, INDUSTRIES & COOPERATIVES	12	13	3	1	6	3	40	26	13	23	17	21	14	27	0	0	105	114	219
8	BUREAU OF TOURISM, ART AND CULTURE	0	0	1	0	1	0	6	1	2	1	2	0	4	1	0	0	16	3	19
9	MINISTRY OF EDUCATION, SCIENCE & TECHNOLOGY	40	26	18	12	32	5	112	166	30	29	10	97	34	12	4	2	280	349	629
10	MINISTRY OF FINANCE	5	8	6	3	11	7	11	8	8	10	6	2	2	1	1	0	50	39	89
11	MINISTRY OF HEALTH	8	16	8	14	22	18	17	23	7	11	6	14	1	4	0	0	69	100	169
12	MINISTRY OF JUSTICE	9	15	9	12	1	2	19	23	12	5	4	6	2	7	0	0	56	70	126
13	MINISTRY OF WORKS AND TRANSPORT	48	17	84	3	33	9	54	6	49	2	51	13	30	3	5	0	354	53	407
14	MINISTRY OF LANDS, HOUSING AND URBAN DEVELOPMENT	13	12	7	0	8	6	14	11	11	7	0	3	3	6	0	0	56	45	101
15	CIVIL SERVICE COMMISSION	4	9	6	5	4	5	4	5	3	4	0	0	1	0	0	0	22	28	50
16	MINISTRY OF YOUTH DEVELOPMENT	0	3	3	2	1	0	2	6	3	2	0	5	3	4	0	0	12	22	34
17	MIN OF INFORMATION	1	1	3	4	14	6	15	10	22	14	4	3	3	1	0	3	62	42	104
18	STATE AUDITOR-GENERAL OFFICE	14	9	11	5	11	11	12	7	6	8	1	2	2	0	0	0	57	42	99
19	MINISTRY OF ENVIRONMENT	6	1	2	6	4	3	9	22	7	5	1	2	0	2	0	0	29	41	70
20	JUDICIAL SERVICE COMMISSION	2	0	5	2	3	4	5	3	5	3	3	1	1	2	0	0	24	15	39
21	THE JUDICIARY ( HIGH COURT)	136	29	71	32	103	52	41	15	116	220	5	5	7	10	0	0	479	363	842

**TABLE 3.1(CONT.)**  
**PUBLIC SERVICE PERSONNEL CLASSIFIED BY GENDER AND LENGTH OF SERVICE, 2023**

S/N	MDA	<5		05-09		10-14		15-19		20-24		25-29		30-34		>35		TOTAL		GRAND TOTAL
		M	F	M	F	M	F	M	F	M	F	M	F	M	F	M	F	M	F	
22	STATE INDEPENDENT ELECTORAL COMMISSION	8	2	16	10	17	1	28	13	12	11	1	4	0	1	0	0	82	42	124
23	LOCAL GOVERNMENT SERVICE COMMISSION	12	20	1	0	12	13	58	95	22	33	8	15	6	13	0	0	119	189	308
24	CABINET & SPECIAL SERVICES DEPARTMENT	2	1	0	0	5	3	5	9	3	4	3	3	0	1	0	0	18	21	39
25	(OFFICE OF THE HEAD OF SERVICE)	2	1	0	0	5	3	5	9	3	4	3	3	0	1	0	0	18	21	39
26	OFFICE OF THE SURVEYOR GENERAL	2	1	7	2	6	2	9	2	6	2	9	1	9	2	1	1	49	13	62
27	OFFICE OF THE AUDITOR-GENERAL FOR LOCAL GOVERNMENT	2	2	1	1	0	3	9	13	2	0	2	2	1	2	0	0	17	23	40
28	TEACHING SERVICE COMMISSION	581	732	281	365	541	660	1,006	2,015	681	1,042	502	586	232	327	21	33	3,845	5,760	9,605
29	GENERAL ADMIN DEPT.(OFFICE OF THE GOVERNOR)	1	0	1	0	14	3	23	16	13	2	5	2	2	4	1	0	60	27	87
30	OFFICE OF ESTABLISHMENTS AND TRAINING	7	7	8	6	7	3	9	9	8	3	4	2	1	0	0	0	44	30	74
31	EKITI STATE LIAISON OFFICE LAGOS	1	0	0	1	0	2	3	5	1	2	0	0	0	2	0	0	5	12	17
32	EKITI STATE LIAISON OFFICE ABUJA	2	1	1	2	5	1	4	5	1	0	1	0	0	0	0	0	14	9	23
33	EKITI STATE HOUSE OF ASSEMBLY	0	5	16	3	21	6	62	64	15	11	1	4	1	6	1	1	117	100	217
34	EKITI STATE AGRIC DEVELOPMENT PROGRAMME	0	0	3	2	0	0	22	7	32	10	16	11	19	7	0	0	92	37	129
35	POLITICAL & ECONOMIC AFFAIRS DEPT.(OFFICE OF THE GOV)	1	0	0	0	2	0	2	3	4	2	0	1	0	4	0	0	9	10	19
36	EKITI STATE PENSION COMMISSION	1	4	5	6	2	3	10	15	1	1	2	1	0	0	0	0	21	30	51
37	FISCAL RESPONSIBILITY COMMISSION	0	0	2	1	1	0	6	4	0	4	0	0	0	3	0	0	9	12	21
38	JOB CREATION AND EMPLOYMENT AGENCY	1	1	1	0	1	4	1	1	1	1	0	0	0	0	0	0	5	7	12
39	RURAL WATER SUPPLY & SANITATION AGENCY	2	3	0	0	3	3	10	9	0	2	2	3	4	0	0	0	21	20	41
40	MULTIPURPOSE CREDIT AGENCY	0	0	0	3	1	0	12	4	2	0	2	4	1	4	0	0	18	15	33



**TABLE 3.1(CONT.)**  
**PUBLIC SERVICE PERSONNEL CLASSIFIED BY GENDER AND LENGTH OF SERVICE, 2023**

S/N	MDA	<5		05-09		10-14		15-19		20-24		25-29		30-34		>35		TOTAL		GRAND TOTAL
		M	F	M	F	M	F	M	F	M	F	M	F	M	F	M	F	M	F	
41	AGENCY FOR ADULT AND NON FORMAL EDUCATION	2	4	4	3	2	7	4	8	0	2	0	1	1	0	0	0	13	25	38
42	URBAN RENEWAL AGENCY	1	2	2	0	4	2	2	3	0	1	0	0	0	0	0	0	9	8	17
43	STATE ENVIRONMENT PROTECTION AGENCY	2	2	5	1	4	2	2	5	4	0	1	0	0	0	0	0	18	10	28
44	EKITI STATE EMERGENCY MANAGEMENT AGENCY	0	0	4	0	1	0	4	11	0	4	0	0	2	1	0	0	11	16	27
45	EKITI STATE AIDS CONTROL AGENCY	3	1	0	2	5	1	1	4	0	1	0	0	0	1	0	0	9	10	19
46	EKITI STATE SPORT COUNCIL	5	3	18	3	8	7	16	7	11	4	2	3	0	2	0	0	60	29	89
47	MINISTRY OF PUBLIC UTILITIES	3	3	5	4	3	4	6	6	3	4	0	0	0	0	0	0	20	21	41
48	PRIMARY HEALTH CARE DEVELOPMENT AGENCY	6	15	3	16	10	66	127	1,980	108	956	33	308	20	197	2	3	309	3,541	3,850
49	BUREAU OF STATISTICS	2	2	3	5	7	8	3	4	4	1	0	1	2	1	1	0	22	22	44
50	CENTRAL MEDICAL STORES	5	0	3	1	1	3	5	7	1	1	0	0	0	0	0	0	15	12	27
51	FOUNTAIN AGRIC MARKETING AGENCY	4	4	3	7	2	3	4	9	2	1	0	0	0	1	0	0	15	25	40
52	BROADCASTING SERVICE OF EKITI STATE	14	12	7	1	23	15	54	29	24	9	13	11	4	0	0	0	139	77	216
53	EKCSDA	9	3	0	0	18	8	0	0	0	0	0	0	0	0	0	0	27	11	38
54	BUREAU OF PRODUCTIVITY	2	3	2	0	0	1	1	4	4	8	2	3	2	0	0	0	13	19	32
55	EKITI STATE WASTE MANAGEMENT BOARD	0	0	0	2	3	0	9	3	3	2	1	1	2	2	0	0	18	10	28
56	EKITI STATE ENTERPRISE DEVELOPMENT AGENCY	0	0	1	0	2	1	2	3	3	4	0	2	0	0	0	0	8	10	18
57	BUREAU OF PUBLIC PROCUREMENT	1	1	5	2	0	4	22	12	6	4	0	3	0	2	0	0	34	28	62
58	EKITI STATE UNIVERSITY TEACHING HOSPITAL	120	145	136	271	182	257	48	127	25	84	2	18	13	19	0	1	526	992	1,448
59	EKITI STATE MUSLIM PILGRIMS WELFARE BOARD	0	0	1	0	1	0	2	5	1	1	0	2	0	0	0	0	5	8	13
60	EKITI SCHOLARSHIP BOARD	6	0	0	3	1	1	4	0	0	3	0	0	0	0	0	0	11	7	18

**TABLE 3.1(CONT.)**  
**PUBLIC SERVICE PERSONNEL CLASSIFIED BY GENDER AND LENGTH OF SERVICE, 2023**

S/N	MDA	<5		05-09		10-14		15-19		20-24		25-29		30-34		>35		TOTAL		GRAND TOTAL
		M	F	M	F	M	F	M	F	M	F	M	F	M	F	M	F	M	F	
61	BOARD OF TECHNICAL AND VOCATION EDUCATION	14	10	22	9	17	10	20	9	18	15	13	9	2	1	0	0	106	63	169
62	INTERNAL REVENUE SERVICES	1	4	1	2	2	4	2	4	1	3	1	2	7	9	0	0	15	28	43
63	HOSPITAL MANAGEMENT BOARD	63	58	87	143	98	176	129	298	142	384	53	231	14	89	4	1	590	1380	1,970
64	EKITI STATE LIBRARY BOARD	0	2	1	0	0	2	2	12	1	0	1	1	0	2	0	0	5	19	24
65	EKITI STATE ELECTRICITY BOARD	22	13	0	0	19	4	16	2	20	9	13	6	4	2	1	0	95	36	131
66	EKITI STATE HOUSING CORPORATION	2	2	4	6	9	6	13	3	12	2	13	4	23	22	0	0	76	45	121
67	EKITI STATE WATER CORPORATION	39	4	22	1	116	22	46	7	18	1	9	0	52	44	0	0	302	79	381
68	STATE UNIVERSALBASIC EDUCATION BOARD	415	1,332	140	279	295	643	544	1,998	408	1,334	350	679	402	621	18	43	2,572	6,929	9,501
69	EKITI STATE CHRISTIAN PILGRIMS WELFARE BOARD	1	1	1	1	2	5	0	3	1	0	0	0	0	0	0	0	5	10	15
70	EKITI STATE EDUCATION TRUST FUND	1	0	3	0	2	2	3	7	3	5	1	1	2	0	0	0	15	15	30
71	BOUESTY	94	86	66	42	105	69	113	67	117	77	115	77	87	41	0	0	697	459	1156
72	EKITI STATE UNIVERSITY																			
73	FORESTRY COMMISSION	3	0	5	1	15	6	26	4	16	0	34	5	6	3	5	0	110	19	129
74	DEPT OF POLITICAL&INTERGOVERNMENTAL	0	0	2	0	0	2	2	0	0	1	0	0	0	0	0	0	4	3	7
75	OFFICE OF THE ACCOUNTANT GENERAL	11	6	9	13	22	25	29	20	15	17	1	4	4	1	3	0	94	86	180
76	BUREAU OF RURAL & COMM DEV.	1	2	1	1	1	2	3	3	10	13	2	4	4	0	0	0	22	25	47
77	COLLEGE OF HEALTH, SCIENCE& TECHNOLOGY. IJERO EKITI	58	72	87	95	13	11	7	3	5	1	2	7	4	2	0	0	176	191	367
78	FIRE SERVICES	53	0	0	0	9	3	38	2	12	2	32	2	9	2	0	0	153	11	164
79	OFFICE OF DISABILITY AFFAIRS	0	1	4	1	3	3	6	9	1	2	1	2	0	3	0	0	15	21	36

**TABLE 3.1(CONT.)**  
**PUBLIC SERVICE PERSONNEL CLASSIFIED BY GENDER AND LENGTH OF SERVICE, 2023**

S/N	MDA	<5		05-09		10-14		15-19		20-24		25-29		30-34		>35		TOTAL		GRAND TOTAL
		M	F	M	F	M	F	M	F	M	F	M	F	M	F	M	F	M	F	
80	DIRECTORATE OF FERMS SETTLEMENT AND PEASANT FARMERS	3	0	6	2	2	1	1	1	3	0	0	0	0	0	0	0	15	4	19
81	EKITI STATE LOCAL GOVT STAFF LOANS BOARD	2	4	0	0	2	0	15	13	5	7	4	0	2	3	0	0	30	27	57
82	MINISTRY OF YOUTH& SPORT	0	1	3	1	2	1	5	5	2	5	0	6	2	4	0	0	14	23	37
83	PITAD	1	4	5	6	2	3	10	15	1	1	2	1	0	0	0	0	21	30	51
84	EKSTMA	53	20	0	0	3	0	3	0	2	1	1	1	1	1	0	0	63	23	86
85	GOVT. HOUSE& PROTOCOL	10	8	19	10	17	13	23	19	27	20	15	1	3	1	0	0	114	72	186
86	AUDIT SERVICE COMM	0	0	0	1	0	1	2	0	2	0	0	1	0	0	0	0	4	3	7
87	OFFICE OF SSG	0	0	1	0	6	0	4	2	1	2	0	0	0	0	0	0	12	4	16
88	EKITI STATE HOUSE OF ASSEMBLY COMMISSION	5	1	7	1	6	5	6	15	5	9	6	2	0	3	0	0	35	36	71
89	SIGNAGE& ADVERTISEMENT	4	0	0	0	4	1	1	2	0	1	0	0	0	0	0	0	9	4	13
90	MINERAL RESOURCES DEV. AGENCY	5	0	2	2	1	1	3	3	1	0	0	1	2	0	0	0	14	7	21
91	CENTRAL INERNAL AUDIT	0	2	0	0	5	0	3	12	3	1	1	0	0	0	0	0	12	15	27
92	BUREAU OF ICT	0	0	0	3	5	2	4	7	6	6	3	2	1	1	0	0	19	21	40
93	OFFICE OF CAPACITY DEV&REFORM	1	3	0	0	1	2	7	4	1	2	2	4	1	3	0	1	13	19	32
94	PARASTATAL AFF DEPT	0	0	0	1	0	1	1	2	0	0	0	0	1	1	1	0	3	5	8
95	OFFICE OF TRANSFORMATN, STRATEGY& DELIVERY	0	0	0	3	4	3	1	2	0	1	2	4	0	0	0	0	7	13	20
96	MIN. SPECIAL SERVICES	1	0	1	0	0	6	2	1	3	3	1	0	0	0	0	0	8	10	18
97	MIN. OF INNOVATION	1	1	2	3	3	4	1	1	0	2	0	1	0	0	0	0	7	12	19
98	SOCIAL INVESTMENT COORDINATING OFFICE	2	4	2	1	2	1	11	7	2	0	0	1	0	1	0	0	19	15	34
99	EKITI HEALTH ISURANCE SCHEME	2	1	0	2	1	4	2	5	4	1	0	3	0	2	0	0	9	18	27
100	LG PITAD	2	2	7	8	0	0	19	28	0	0	2	4	0	0	0	0	30	42	72
101	MIN OF TRANSPORT	2	2	12	3	10	6	5	5	2	1	0	1	1	0	0	0	32	18	50
	<b>TOTAL</b>	<b>2,032</b>	<b>2,800</b>	<b>1,359</b>	<b>1,486</b>	<b>2,050</b>	<b>2,305</b>	<b>3,013</b>	<b>7,474</b>	<b>2,130</b>	<b>4,515</b>	<b>1,413</b>	<b>2,235</b>	<b>1,114</b>	<b>1,553</b>	<b>94</b>	<b>91</b>	<b>1,3205</b>	<b>22,459</b>	<b>35,664</b>

**TABLE 3.2**  
**PUBLIC SERVICE PERSONNEL CLASSIFIED BY GENDER AND GRADE LEVEL, 2023**

S/N	MDA	01-03		04-06		07-09		10-13		14-17		CONSOLIDATED		OTHERS		TOTAL		GRAND TOTAL
		M	F	M	F	M	F	M	F	M	F	M	F	M	F	M	F	
1	MINISTRY OF BUDGET & ECONOMIC PLANNING	1	0	2	7	14	13	16	9	21	8	1	0	0	0	55	37	<b>92</b>
2	MINISTRY OF CHIEFTANCY AFFAIRS.	0	0	1	1	5	6	3	3	3	3	0	1	0	0	12	14	<b>26</b>
3	MINI. OF WOMEN AFFAIRS, GENDER EMPOWERMENT AND SOCIAL WELFARE	7	5	12	14	14	40	7	14	3	17	0	2	0	0	43	92	<b>135</b>
4	OFFICE OF THE DEPUTY GOVERNOR.	0	0	1	6	23	7	5	9	3	7	1	0	0	0	33	29	<b>62</b>
5	MINISTRY OF AGRICULTURE & NATURAL RESOURCES	6	2	69	21	103	43	72	21	74	25	0	0	0	0	324	112	<b>436</b>
6	EKITI STATE BOUNDARY COMMISSION	0	0	0	0	4	3	3	3	2	2	0	0	0	0	9	8	<b>17</b>
7	MINISTRY OF COMMERCE, INDUSTRIES & COOPERATIVES	2	0	9	6	26	25	16	19	51	64	1	0	0	0	105	114	<b>219</b>
8	BUREAU OF TOURISM, ART AND CULTURE	0	0	3	0	6	1	4	0	3	1	0	1	0	0	16	3	<b>19</b>
9	MINISTRY OF EDUCATION, SCIENCE & TECHNOLOGY	38	40	95	96	105	99	13	41	13	38	13	29	3	6	280	349	<b>629</b>
10	MINISTRY OF FINANCE	1	0	13	7	22	17	5	8	8	7	1	0	0	0	50	39	<b>89</b>
11	MINISTRY OF HEALTH	5	1	12	7	22	46	12	20	17	25	1	1	0	0	69	100	<b>169</b>
12	MINISTRY OF JUSTICE	0	0	6	5	10	16	12	18	26	31	2	0	0	0	56	70	<b>126</b>
13	MINISTRY OF WORKS AND TRANSPORT	56	4	43	14	146	14	71	14	36	7	2	0	0	0	354	53	<b>407</b>
14	MINISTRY OF LANDS, HOUSING AND URBAN DEVELOPMENT	0	0	12	10	15	12	12	9	16	14	1	0	0	0	56	45	<b>101</b>
15	CIVIL SERVICE COMMISSION	1	0	0	3	11	10	7	9	3	5	0	1	0	0	22	28	<b>50</b>
16	MINISTRY OF YOUTH DEVELOPMENT	0	0	0	6	13	3	3	2	6	1	0	0	0	0	22	12	<b>34</b>
17	MIN OF INFORMATION	0	0	3	2	24	19	8	7	25	14	2	0	0	0	62	42	<b>104</b>
18	STATE AUDITOR-GENERAL OFFICE	0	0	3	1	14	10	15	14	24	17	1	0	0	0	57	42	<b>99</b>
19	MINISTRY OF ENVIRONMENT	0	0	4	6	16	13	5	14	3	7	1	1	0	0	29	41	<b>70</b>
20	JUDICIAL SERVICE COMMISSION	5	2	6	2	7	5	2	3	3	3	1	0	0	0	24	15	<b>39</b>
21	THE JUDICIARY ( HIGH COURT)	191	30	80	42	102	94	48	87	47	107	11	3	0	0	479	363	<b>842</b>

**TABLE 3.2 (CONT.)  
PUBLIC SERVICE PERSONNEL CLASSIFIED BY GENDER AND GRADE LEVEL, 2023**

S/N	MDA	01-03		04-06		07-09		10-13		14-17		CONSOLIDATED		OTHERS		TOTAL		GRAND TOTAL
		M	F	M	F	M	F	M	F	M	F	M	F	M	F	M	F	
21	STATE INDEPENDENT ELECTORAL COMMISSION	0	0	1	0	9	10	7	9	4	10	0	1	0	0	21	30	51
22	LOCAL GOVERNMENT SERVICE COMMISSION	5	4	14	11	38	56	28	68	33	49	1	1	0	0	119	189	308
23	CABINET & SPECIAL SERVICES DEPARTMENT	0	1	2	3	12	4	1	10	3	2	0	1	0	0	18	21	39
24	(OFFICE OF THE HEAD OF SERVICE)	2	1	6	8	2	3	5	8	2	1	1	0	0	0	18	21	39
25	OFFICE OF THE SURVEYOR GENERAL	10	0	12	2	16	5	5	4	5	2	1	0	0	0	49	13	62
26	OFFICE OF THE AUDITOR-GENERAL FOR LOCAL GOVERNMENT	0	0	1	2	5	11	5	4	6	5	0	1	0	0	17	23	40
27	TEACHING SERVICE COMMISSION	171	30	551	229	780	1,577	773	1,710	1,558	2,214	11	0	1	0	3,845	5,760	9,605
28	GENERAL ADMIN DEPT.(OFFICE OF THE GOVERNOR)	7	0	9	2	31	19	6	5	6	1	1	0	0	0	60	27	87
29	OFFICE OF ESTABLISHMENTS AND TRAINING	2	2	15	15	15	9	6	3	5	1	1	0	0	0	44	30	74
30	EKITI STATE LIAISON OFFICE LAGOS	0	0	2	0	1	4	0	2	2	6	0	0	0	0	5	12	17
31	EKITI STATE LIAISON OFFICE ABUJA	2	1	0	0	1	2	4	1	3	4	1	0	3	1	14	9	23
32	EKITI STATE HOUSE OF ASSEMBLY	16	23	22	9	35	31	31	21	12	14	1	2	0	0	117	100	217
33	EKITI STATE AGRIC DEVELOPMENT PROGRAMME	4	0	3	4	15	14	9	5	60	14	1	0	0	0	92	37	129
34	POLITICAL & ECONOMIC AFFAIRS DEPT.(OFFICE OF THE GOV)	0	0	1	0	4	3	3	3	1	3	0	1	0	0	9	10	19
35	EKITI STATE PENSION COMMISSION	1	2	6	9	4	7	3	12	6	0	1	0	0	0	21	30	51
36	FISCAL RESPONSIBILITY COMMISSION	0	0	0	0	5	5	3	3	1	3	0	1	0	0	9	12	21
37	JOB CREATION AND EMPLOYMENT AGENCY	0	0	0	1	1	1	0	3	4	2	0	0	0	0	5	7	12
38	RURAL WATER SUPPLY & SANITATION AGENCY	0	0	1	2	10	10	4	4	5	4	1	0	0	0	21	20	41
39	MULTIPURPOSE CREDIT AGENCY	0	0	0	0	6	5	2	5	10	5	0	0	0	0	18	15	33

**TABLE 3.2(CONT.)**  
**PUBLIC SERVICE PERSONNEL CLASSIFIED BY GENDER AND GRADE LEVEL, 2023**

S/N	MDA	01-03		04-06		07-09		10-13		14-17		CONSOLIDATED		OTHERS		TOTAL		GRAND TOTAL
		M	F	M	F	M	F	M	F	M	F	M	F	M	F	M	F	
41	AGENCY FOR ADULT AND NON FORMAL EDUCATION	0	0	0	1	4	7	4	9	5	7	0	1	0	0	13	25	38
42	URBAN RENEWAL AGENCY	0	0	0	0	5	4	0	1	3	3	1	0	0	0	9	8	17
43	STATE ENVIRONMENT PROTECTION AGENCY	0	0	0	0	10	3	4	5	3	2	1	0	0	0	18	10	28
44	EKITI STATE EMMERGENCY MANAGEMENT AGENCY	0	0	2	0	5	10	2	4	1	2	1	0	0	0	11	16	27
45	EKITI STATE AIDS CONTROL AGENCY	0	0	1	0	4	5	0	2	3	3	1	0	0	0	9	10	19
46	EKITI STATE SPORT COUNCIL	0	0	3	5	25	9	22	11	9	4	1	0	0	0	60	29	89
47	MINISTRY OF PUBLIC UTILITIES	0	0	2	1	10	6	1	9	4	5	1	0	2	0	20	21	41
48	PRIMARY HEALTH CARE DEVELOPMENT AGENCY	3	9	52	665	68	1,519	80	724	106	624	0	0	0	0	309	3,541	3,850
49	BUREAU OF STATISTICS	0	1	2	2	5	5	6	7	7	8	1	0	0	0	21	23	44
50	CENTRAL MEDICAL STORES	0	0	2	1	5	6	3	3	5	2	0	0	0	0	15	12	27
51	FOUNTAIN AGRIC MARKETING AGENCY	4	0	0	3	6	11	0	4	4	7	1	0	0	0	15	25	40
52	BROADCASTING SERVICE OF EKITI STATE	3	0	16	7	62	27	22	27	35	16	1	0	0	0	139	77	216
53	EKCSDA	0	0	0	0	0	0	0	0	0	0	27	11	0	0	27	11	38
54	BUREAU OF PRODUCTIVITY	0	0	1	3	3	8	1	4	6	4	2	0	0	0	13	19	32
55	EKITI STATE WASTE MANAGEMENT BOARD	0	0	0	0	7	2	2	5	7	3	2	0	0	0	18	10	28
56	EKITI STATE ENTERPRISE DEVELOPMENT AGENCY	0	0	0	1	4	4	0	2	4	3	0	0	0	0	8	10	18
57	BUREAU OF PUBLIC PROCUREMENT	0	0	1	0	17	13	12	10	4	5	0	0	0	0	34	28	62
58	EKITI STATE UNIVERSITY TEACHING HOSPITAL	126	130	73	146	85	362	82	204	159	80	1	0	0	0	526	922	1,448
59	EKITI STATE MUSLIM PILGRIMS WELFARE BOARD	1	0	0	1	2	4	1	0	1	3	0	0	0	0	5	8	13
60	EKITI SCHOLARSHIP BOARD	0	0	1	1	4	1	1	4	4	1	1	0	0	0	11	7	18

**TABLE 3.2(CONT.)**  
**PUBLIC SERVICE PERSONNEL CLASSIFIED BY GENDER AND GRADE LEVEL, 2023**

S/N	MDA	01-03		04-06		07-09		10-13		14-17		CONSOLIDATED		OTHERS		TOTAL		GRAND TOTAL
		M	F	M	F	M	F	M	F	M	F	M	F	M	F	M	F	
61	BOARD OF TECHNICAL AND VOCATION EDUCATION	11	1	8	5	50	32	6	10	30	15	1	0	0	0	106	63	169
62	INTERNAL REVENUE SERVICES	0	0	0	0	5	9	4	8	5	11	1	0	0	0	15	28	43
63	HOSPITAL MANAGEMENT BOARD	72	87	125	340	186	476	91	285	70	138	0	1	46	53	590	1380	1,970
64	EKITI STATE LIBRARY BOARD	0	0	0	1	3	10	1	2	0	6	1	0	0	0	5	19	24
65	EKITI STATE ELECTRICITY BOARD	1	0	23	10	31	10	19	7	20	9	1	0	0	0	95	35	131
66	EKITI STATE HOUSING CORPORATION	1	0	6	3	48	19	14	12	7	11	0	0	0	0	76	45	121
67	EKITI STATE WATER CORPORATION	26	1	110	4	108	30	18	11	39	33	1	0	0	0	302	79	381
68	STATE UNIVERSALBASIC EDUCATION BOARD	412	124	450	227	615	2,164	584	2,479	506	1,931	3	1	2	3	2,572	6,929	9,501
69	EKITI STATE CHRISTIAN PILGRIMS WELFARE BOARD	0	0	1	1	1	7	1	1	2	1	0	0	0	0	5	10	15
70	EKITI STATE EDUCATION TRUST FUND	0	0	5	2	3	6	1	4	6	2	0	1	0	0	15	15	30
71	BOUESTI	68	47	119	91	166	123	95	71	189	69	3	2	57	56	697	459	1,156
72	EKITI STATE UNIVERSITY																	
73	FOREST COMMISSION	0	0	0	1	40	8	35	5	34	5	1	0	0	0	110	19	129
74	DEPT OF POLITICAL&INTERGOVERNMENTAL	0	0	0	1	2	0	1	0	1	2	0	0	0	0	4	3	7
75	OFFICE OF THE ACCOUNTANT GENERAL	2	1	10	9	25	27	36	25	21	23	0	1	0	0	94	86	180
76	BUREAU OF RURAL & COMM DEV.	0	0	0	0	1	1	9	13	5	6	6	5	1	0	22	25	47
77	COLLEGE OF HEALTH,SCIENCE& TECHNOLOGY. IJERO EKITI	47	34	34	50	77	102	13	0	4	2	1	3	0	0	176	191	367
78	FIRE SERVICES	17	0	33	0	43	6	12	0	47	5	1	0	0	0	153	11	164
79	OFFICE OF DISABILITY AFFAIRS	0	0	2	2	7	10	5	4	1	4	0	1	0	0	15	21	36

**TABLE 3.2(CONT.)**  
**PUBLIC SERVICE PERSONNEL CLASSIFIED BY GENDER AND GRADE LEVEL, 2023**

S/N	MDA	01-03		04-06		07-09		10-13		14-17		CONSOLIDATED		OTHERS		TOTAL		GRAND TOTAL
		M	F	M	F	M	F	M	F	M	F	M	F	M	F	M	F	
80	DIRECTORATE OF FERMS SETTLEMENT AND PEASANT FARMERS	0	0	2	0	2	1	1	2	9	1	1	0	0	0	15	4	19
81	EKITI STATE LOCAL GOVT STAFF LOANS BOARD	0	1	0	1	12	7	7	11	10	7	1	0	0	0	30	27	57
82	MINISTRY OF YOUTH & SPORT	0	0	0	0	6	13	3	3	2	6	1	0	0	0	12	22	34
83	PITAD	0	0	1	0	9	10	7	9	4	10	0	1	0	0	21	30	51
84	EKSTMA	11	5	26	9	20	7	3	1	1	1	1	0	1	0	63	24	86
85	GOVT. HOUSE& PROTOCOL	2	1	16	11	51	30	30	16	14	14	1	0	0	0	114	72	186
86	AUDIT SERVICE COMM	0	0	0	0	3	1	1	1	0	0	0	1	0	0	4	3	7
87	OFFICE OF SSG	0	0	2	0	6	2	3	2	1	0	0	0	0	0	12	4	16
88	EKITI STATE HOUSE OF ASSEMBLY COMMISSION	4	7	11	9	10	9	5	9	4	2	1	0	0	0	35	36	71
89	SIGNAGE & ADVERTISEMENT	0	0	0	0	2	23	2	1	2	1	5	1	0	0	11	26	37
90	MINERAL RESOURCES DEV. AGENCY	0	0	1	0	5	3	4	3	4	1	0	0	0	0	14	7	21
91	CENTRAL INERNAL AUDIT	0	0	0	2	4	8	7	5	1	0	0	0	0	0	12	15	27
92	BUREAU OF ICT	0	0	1	1	7	11	6	2	5	7	0	0	0	0	19	21	40
93	OFFICE OF CAPACITY DEV&REFORM	0	1	2	3	5	3	3	6	1	6	2	0	0	0	13	19	32
94	PARASTATAL AFF DEPT	0	0	0	0	1	1	0	2	1	1	1	0	0	0	3	4	7
95	OFFICE OF TRANSFORMATION, STRATEGY& DELIVERY	0	0	1	2	2	6	4	2	0	3	0	0	0	0	7	13	20
96	MIN. SPECIAL SERVICES	0	0	0	0	5	5	1	1	1	4	1	0	0	0	8	10	18
97	MIN. OF INNOVATION	0	0	0	0	1	4	2	3	2	5	1	0	1	0	7	12	19
98	SOCIAL INVESTMENT COORDINATING OFFICE	0	0	0	0	8	2	2	5	7	6	2	2	0	0	19	15	34
99	EKITI HEALTH ISURANCE SCHEME	0	0	1	3	5	6	1	6	1	3	1	0	0	0	9	18	27
100	LG PITAD	2	2	4	3	7	6	9	14	6	6	2	11	0	0	30	42	72
101	MIN OF TRANSPORT	2	1	3	2	10	8	12	6	4	1	1	0	0	0	32	18	50
	<b>TOTAL</b>	<b>1,350</b>	<b>597</b>	<b>2,161</b>	<b>2,167</b>	<b>3,495</b>	<b>7424</b>	<b>2,429</b>	<b>6,234</b>	<b>3,521</b>	<b>5,841</b>	<b>133</b>	<b>77</b>	<b>116</b>	<b>119</b>	<b>13,205</b>	<b>22,459</b>	<b>35,664</b>



**TABLE 3.3**  
**PUBLIC SERVICE PERSONNEL CLASSIFIED BY GENDER AND CADRE, 2023**

S/N	MDA	MANGERIAL		ADMINISTRATIVE		PROFESSIONAL		TECHNICIANS		CLERICAL/EXECUTIVE		OPERATIONS		OTHERS		TOTAL		GRAND TOTAL
		M	F	M	F	M	F	M	F	M	F	M	F	M	F	M	F	
1	MINISTRY OF BUDGET & ECONOMIC PLANNING	22	8	4	2	17	13	3	0	8	12	1	2	0	0	55	37	92
2	MINISTRY OF CHIEFTANCY AFFAIRS	0	0	1	1	5	6	3	3	3	3	0	1	0	0	12	14	26
3	MINI. OF WOMEN AFFAIRS, GENDER EMPOWERMENT AND SOCIAL WELFARE	3	8	0	6	19	34	0	0	6	25	15	10	0	9	43	92	135
4	OFFICE OF THE DEPUTY GOVERNOR.	1	0	2	0	0	0	0	0	14	17	0	0	16	12	33	29	62
5	MINISTRY OF AGRICULTURE & NATURAL RESOURCES	2	0	12	10	145	37	83	24	18	29	32	2	32	10	324	112	436
6	EKITI STATE BOUNDARY COMMISSION	0	0	0	1	1	0	1	0	7	7	0	0	0	0	9	8	17
7	MINISTRY OF COMMERCE, INDUSTRIES & COOPERATIVES	26	26	2	5	25	15	35	57	9	11	8	0	0	0	105	114	219
8	BUREAU OF TOURISM, ART AND CULTURE	0	1	2	1	6	0	3	0	2	1	3	0	0	0	16	3	19
9	MINISTRY OF EDUCATION, SCIENCE & TECHNOLOGY	11	25	9	18	176	219	15	9	45	69	7	4	17	5	280	349	629
10	MINISTRY OF FINANCE	1	0	8	2	11	8	0	0	28	29	2	0	0	0	50	39	89
11	MINISTRY OF HEALTH	0	0	1	1	29	43	1	8	18	12	10	4	10	32	69	100	169
12	MINISTRY OF JUSTICE	2	0	1	1	29	31	1	11	16	27	7	0	0	0	56	70	126
13	MINISTRY OF WORKS AND TRANSPORT	1	0	1	1	154	18	122	14	34	18	42	2	0	0	354	53	407
14	MINISTRY OF LANDS, HOUSING AND URBAN DEVELOPMENT	2	2	3	1	30	19	4	1	15	19	0	0	2	3	56	45	101
15	CIVIL SERVICE COMMISSION	2	5	5	2	0	0	0	0	14	21	1	0	0	0	22	28	50
16	MINISTRY OF YOUTH DEVELOPMENT	0	0	2	1	3	9	0	0	5	12	0	0	2	0	12	22	34
17	MIN OF INFORMATION	2	0	3	5	49	30	1	0	4	7	3	0	0	0	62	42	104
18	STATE AUDITOR-GENERAL OFFICE	4	1	0	0	15	10	4	6	33	25	1	0	0	0	57	42	99
19	MINISTRY OF ENVIRONMENT	1	1	1	1	11	19	6	5	9	15	1	0	0	0	29	41	70
20	JUDICIAL SERVICE COMMISSION	4	1	3	5	0	0	1	0	4	3	6	2	6	4	2	15	39
21	THE JUDICIARY ( HIGH COURT)	10	3	13	10	82	102	38	2	127	201	209	45	0	0	479	363	842

**TABLE 3.3(CONT.)**  
**PUBLIC SERVICE PERSONNEL CLASSIFIED BY GENDER AND CADRE, 2023**

S/N	MDA	MANGERIAL		ADMINISTRATIVE		PROFESSIONAL		TECHNICIAN		CLERICAL/EXECUTIVE		OPERATIONS		OTHERS		TOTAL		GRAND TOTAL
		M	F	M	F	M	F	M	F	M	F	M	F	M	F	M	F	
22	STATE INDEPENDENT ELECTORAL COMMISSION	10	7	5	4	3	3	6	11	46	11	12	6	0	0	82	42	124
23	LOCAL GOVERNMENT SERVICE COMMISSION	3	2	47	69	15	29	5	5	42	75	7	9	0	0	119	189	308
24	CABINET & SPECIAL SERVICES DEPARTMENT	0	1	4	3	1	0	0	0	11	10	0	1	2	6	18	21	39
25	(OFFICE OF THE HEAD OF SERVICE)	5	4	4	2	3	4	1	1	5	10	0	0	0	0	18	21	39
26	OFFICE OF THE SURVEYOR GENERAL	1	0	0	0	9	1	31	3	8	9	0	0	0	0	49	13	62
27	OFFICE OF THE AUDITOR-GENERAL FOR LOCAL GOVERNMENT	0	0	0	0	8	6	0	0	7	14	0	1	2	2	17	23	40
28	TEACHING SERVICE COMMISSION	0	0	656	731	2,184	4,153	76	83	258	504	627	125	44	164	3,845	5,760	9,605
29	GENERAL ADMIN DEPT.(OFFICE OF THE GOVERNOR)	1	0	3	1	4	1	2	8	20	15	30	2	0	0	60	27	87
30	OFFICE OF ESTABLISHMENTS AND TRAINING	0	0	9	0	0	0	0	0	22	20	10	2	3	8	44	30	74
31	EKITI STATE LIAISON OFFICE LAGOS	0	0	1	0	1	1	0	0	2	11	1	0	0	0	5	12	17
32	EKITI STATE LIAISON OFFICE ABUJA	0	0	1	1	0	0	0	0	4	7	3	0	6	1	14	9	23
33	EKITI STATE HOUSE OF ASSEMBLY	1	2	1	4	37	34	5	0	34	58	39	2	0	0	117	100	217
34	EKITI STATE AGRIC DEVELOPMENT PROGRAMME	4	2	2	3	67	7	15	8	4	17	0	0	0	0	92	37	129
35	POLITICAL & ECONOMIC AFFAIRS DEPT.(OFFICE OF THE GOV)	0	1	1	0	2	0	1	0	5	4	0	0	0	5	9	10	19
36	EKITI STATE PENSION COMMISSION	0	1	6	2	0	0	0	0	8	18	4	0	3	9	21	30	51
37	FISCAL RESPONSIBILITY COMMISSION	2	3	0	1	3	6	1	0	3	2	0	0	0	0	9	12	21
38	JOB CREATION AND EMPLOYMENT AGENCY	1	2	1	3	1	1	0	0	2	1	0	0	0	0	5	7	12
39	RURAL WATER SUPPLY & SANITATION AGENCY	4	3	0	0	5	4	1	4	7	9	4	0	0	0	21	20	41
40	MULTIPURPOSE CREDIT AGENCY	0	0	0	0	0	0	7	1	6	10	2	0	3	4	18	15	33

**TABLE 3.3(CONT.)**  
**PUBLIC SERVICE PERSONNEL CLASSIFIED BY GENDER AND CADRE , 2023**

S/ N	MDA	MANGERIA L		ADMINISTRATIV E		PROFESSIONA L		TECHNICIAN S		CLERICAL/EXECUTIV E		OPERATION S		OTHERS		TOTAL		GRAN D TOTAL
		M	F	M	F	M	F	M	F	M	F	M	F	M	F	M	F	
41	AGENCY FOR ADULT AND NON FORMAL EDUCATION	4	5	0	1	5	16	0	0	4	3	0	0	0	0	13	25	38
42	URBAN RENEWAL AGENCY	1	0	0	0	1	0	2	0	4	8	1	0	0	0	9	8	17
43	STATE ENVIRONMENT PROTECTION AGENCY	0	0	1	0	6	2	5	0	5	7	1	1	0	0	18	10	28
44	EKITI STATE EMMERGENCY MANAGEMENT AGENCY	1	0	1	0	0	1	0	0	8	15	0	0	1	0	11	16	27
45	EKITI STATE AIDS CONTROL AGENCY	1	0	1	0	0	2	0	0	3	5	0	0	4	3	9	10	19
46	EKITI STATE SPORT COUNCIL	1	0	1	0	34	9	0	0	18	15	6	5	0	0	60	29	89
47	MINISTRY OF PUBLIC UTILITIES	3	0	0	1	10	8	0	2	7	10	0	0	0	0	20	21	41
48	PRIMARY HEALTH CARE DEVELOPMENT AGENCY	4	2	1	0	223	2,762	18	70	8	19	2	1	53	687	309	3,541	3,850
49	BUREAU OF STATISTICS	2	5	0	0	8	9	3	2	9	6	0	0	0	0	22	22	44
50	CENTRAL MEDICAL STORES	1	0	1	0	3	4	0	0	9	8	1	0	0	0	15	12	27
51	FOUNTAIN AGRIC MARKETING AGENCY	1	5	0	0	2	0	0	0	4	15	4	1	4	4	15	25	40
52	BROADCASTING SERVICE OF EKITI STATE	36	15	1	1	50	52	28	0	2	5	9	3	13	1	139	77	216
53	EKCSDA	4	0	1	2	15	4	7	0	0	2	0	3	0	0	27	11	38
54	BUREAU OF PRODUCTIVITY	2	3	2	5	3	5	1	2	5	4	0	0	0	0	13	19	32
55	EKITI STATE WASTE MANAGEMENT BOARD	1	0	1	0	10	3	1	0	4	7	1	0	0	0	18	10	28
56	EKITI STATE ENTERPRISE DEVELOPMENT AGENCY	0	2	1	2	1	1	0	0	3	3	0	0	0	0	5	8	13
57	BUREAU OF PUBLIC PROCUREMENT	0	0	0	1	22	15	3	3	5	7	1	0	3	2	34	28	62
58	EKITI STATE UNIVERSITY TEACHING HOSPITAL	3	0	12	35	336	488	16	152	39	44	28	11	92	192	526	922	1,448
59	EKITI STATE MUSLIM PILGRIMS WELFARE BOARD	0	0	1	0	0	0	0	0	3	7	1	1	0	0	5	8	13
60	EKITI SCHOLARSHIP BOARD	1	0	1	2	3	0	2	1	3	2	1	1	0	0	11	6	17

**TABLE 3.3(CONT.)**  
**PUBLIC SERVICE PERSONNEL CLASSIFIED BY GENDER AND CADRE, 2023**

S/N	MDA	MANGERIAL		ADMINISTRATIVE		PROFESSIONAL		TECHNICIANS		CLERICAL/EXECUTIVE		OPERATIONS		OTHERS		TOTAL		GRAND TOTAL
		M	F	M	F	M	F	M	F	M	F	M	F	M	F	M	F	
61	BOARD OF TECHNICAL AND VOCATION EDUCATION	0	0	0	1	35	31	24	4	16	5	14	1	17	21	106	63	169
62	INTERNAL REVENUE SERVICES	2	3	0	0	3	5	0	0	10	20	0	0	0	0	15	28	43
63	HOSPITAL MANAGEMENT BOARD	3	2	2	1	168	382	46	280	106	187	265	528	0	0	590	1,380	1,970
64	EKITI STATE LIBRARY BOARD	1	0	0	1	0	5	1	0	1	12	0	0	2	1	5	19	24
65	EKITI STATE ELECTRICITY BOARD	1	0	1	0	20	9	14	2	15	23	6	2	38	0	95	36	131
66	EKITI STATE HOUSING CORPORATION	2	3	6	6	33	17	16	10	10	7	9	2	0	0	76	45	121
67	EKITI STATE WATER CORPORATION	5	3	2	1	176	38	76	18	40	14	3	5	0	0	302	79	381
68	STATE UNIVERSALBASIC EDUCATION BOARD	15	22	20	61	1,517	6,544	28	26	161	12	788	264	43	0	2,572	6,929	9,501
69	EKITI STATE CHRISTIAN PILGRIMS WELFARE BOARD	0	0	1	0	1	0	0	0	3	10	0	0	0	0	5	10	15
70	EKITI STATE EDUCATION TRUST FUND	0	0	0	0	3	2	0	0	7	13	5	0	0	0	15	15	30
71	EKITI STATE COLLEGE OF EDUCATION, IKERE EKITI	5	2	67	33	48	25	23	0	112	99	95	54	347	246	697	459	1156
72	EKITI STATE UNIVERSITY																	
73	FORESTRY COMMISSOIN	2	2	1	0	80	7	23	6	2	3	1	1	1	0	110	19	129
74	DEPT OF POLITICAL&INTERGOVERNMENTAL	1	0	2	1	0	0	0	0	1	2	0	0	0	0	4	3	7
75	OFFICE OF THE ACCOUNTANT GENERAL	2	3	9	0	22	16	4	0	50	66	7	1	0	0	94	86	180
76	BUREAU OF RURAL & COMM DEV.	4	2	0	0	13	13	2	1	3	6	0	0	0	3	22	25	47
77	COLLEGE OF HEALTH, SCIENCE & TECHNOLOGY. IJERO EKITI	17	5	65	58	2	1	10	20	58	67	24	40	0	0	176	191	367
78	FIRE SERVICES	1	0	6	1	110	7	9	0	8	3	0	0	19	0	153	11	164
79	OFFICE OF DISABILITY AFFAIRS	0	1	0	0	6	12	2	0	6	6	1	2	0	0	15	21	36

**TABLE 3.3(CONT.)**

**PUBLIC SERVICE PERSONNEL CLASSIFIED BY GENDER AND CADRE, 2023**

S/N	MDA	MANGERIAL		ADMINISTRATIVE		PROFESSIONAL		TECHNICIANS		CLERICAL/EXECUTIVE		OPERATIONS		OTHERS		TOTAL		GRAND TOTAL
		M	F	M	F	M	F	M	F	M	F	M	F	M	F	M	F	
80	DIRECTORATE OF FERMS SETTLEMENT AND PEASANT FARMERS	1	0	0	0	9	0	0	0	2	4	2	0	1	0	15	4	19
81	EKITI STATE LOCAL GOVT STAFF LOANS BOARD	4	3	0	2	6	8	1	0	16	14	0	0	3	0	30	27	57
82	MINISTRY OF YOUTH&SPORT	0	0	2	1	3	9	0	0	5	12	0	0	2	0	12	22	34
83	PITAD	0	1	6	2	0	0	0	0	8	18	4	0	3	9	21	30	51
84	EKSTMA	1	0	0	0	48	17	3	1	9	3	0	0	2	2	63	23	86
85	GOVT. HOUSE& PROTOCOL	0	0	9	5	10	0	10	10	25	39	10	4	50	14	114	72	186
86	AUDIT SERVICE COMM	0	1	4	0	0	1	0	1	0	0	0	0	0	0	4	3	7
87	OFFICE OF SSG	0	0	3	0	0	4	0	0	6	0	0	0	3	0	12	4	16
88	EKITI STATE HOUSE OF ASSEMBLY COMMISSION	7	3	3	1	2	5	3	0	5	24	7	0	8	3	35	36	71
89	SIGNAGE & ADVERTISEMENT	3	1	0	0	1	0	0	0	5	3	0	0	0	0	9	4	13
90	MINERAL RESOURCES DEV. AGENCY	3	1	0	0	9	2	0	0	2	4	0	0	0	0	14	7	21
91	CENTRAL INERNAL AUDIT	0	0	1	0	5	0	0	2	5	13	0	0	1	0	12	15	27
92	BUREAU OF ICT	0	1	0	1	9	7	5	5	5	7	0	0	0	0	19	21	40
93	OFFICE OF CAPACITY DEV&REFORM	2	0	2	1	2	4	1	0	5	13	1	1	0	0	13	19	32
94	PARASTATAL AFF DEPT	1	0	1	1	0	0	0	0	1	3	0	0	0	1	3	5	8
95	OFFICE OF TRANSFORMATION, STRATEGY& DELIVERY	2	0	1	0	3	0	0	0	0	10	1	3	0	0	7	13	20
96	MIN. SPECIAL SERVICES	1	0	0	2	0	0	0	0	7	8	0	0	0	0	8	10	18
97	MIN. OF INNOVATION	2	0	0	1	3	3	0	0	1	5	0	0	1	3	7	12	19
98	SOCIAL INVESTMENT COORDINATING OFFICE	1	0	1	3	8	6	2	2	6	1	0	1	1	2	19	15	34
99	EKITI HEALTH ISURANCE SCHEME	1	0	0	1	2	6	0	2	4	6	0	0	2	3	9	18	27
100	LG PITAD	1	0	10	8	2	2	6	3	4	15	5	12	2	2	30	42	72
101	MIN OF TRANSPORT	1	0	1	1	5	1	5	3	7	10	1	0	12	3	32	18	50
	<b>TOTAL</b>	<b>272</b>	<b>204</b>	<b>1,049</b>	<b>1,123</b>	<b>6,042</b>	<b>15,384</b>	<b>853</b>	<b>899</b>	<b>1,748</b>	<b>2,236</b>	<b>2,384</b>	<b>1,151</b>	<b>857</b>	<b>1,462</b>	<b>13,205</b>	<b>22,459</b>	<b>35,664</b>

**TABLE 3.4**  
**PUBLIC SERVICE PERSONNEL CLASSIFIED BY GENDER AND AGE, 2023**

S/N	MDA	<20		20-24		25-29		30-34		35-39		40-44		45-49		50-54		55-59		60+		TOTAL		GRAND TOTAL
		M	F	M	F	M	F	M	F	M	F	M	F	M	F	M	F	M	F	M	F	M	F	
1	MINISTRY OF BUDGET & ECONOMIC PLANNING	0	0	0	0	0	0	0	4	4	5	16	13	19	7	12	6	4	2	0	0	55	37	92
2	MINISTRY OF CHIEFTANCY AFFAIRS	0	0	0	0	0	1	0	1	1	3	7	5	0	1	4	0	0	3	0	0	12	14	26
3	MINI. OF WOMEN AFFAIRS, GENDER EMPOWERMENT AND SOCIAL WELFARE	0	0	0	0	0	0	0	2	7	14	14	21	10	21	3	22	7	12	2	0	43	92	135
4	OFFICE OF THE DEPUTY GOVERNOR.	0	0	0	0	1	0	1	2	1	1	8	1	10	13	8	8	4	4	0	0	33	29	62
5	MINISTRY OF AGRICULTURE & NATURAL RESOURCES	0	0	33	9	11	5	17	9	29	15	48	29	65	22	67	14	50	9	4	0	324	112	436
6	EKITI STATE BOUNDARY COMMISSION	0	0	0	0	0	0	0	0	1	1	2	0	1	1	2	3	3	3	0	0	9	8	17
7	MINISTRY OF COMMERCE, INDUSTRIES & COOPERATIVES	0	0	0	0	0	1	4	5	10	8	23	9	21	34	21	37	25	20	1	0	105	114	219
8	BUREAU OF TOURISM, ART AND CULTURE	0	0	2	0	6	1	5	0	2	1	1	1	0	0	0	0	0	0	0	0	16	3	19
9	MINISTRY OF EDUCATION, SCIENCE & TECHNOLOGY	0	0	0	0	11	21	28	37	37	48	48	63	48	61	45	51	52	53	11	15	280	349	629
10	MINISTRY OF FINANCE	0	0	2	0	4	3	6	8	13	11	9	3	5	8	10	6	1	0	0	0	50	39	89
11	MINISTRY OF HEALTH	0	0	0	0	2	8	6	13	9	16	14	20	19	21	8	11	10	11	1	0	69	100	169
12	MINISTRY OF JUSTICE	0	0	0	0	3	3	3	5	5	15	11	18	11	15	9	6	10	8	4	0	56	70	126
13	MINISTRY OF WORKS AND TRANSPORT	0	0	0	0	5	7	50	11	76	12	77	9	80	5	43	7	23	2	0	0	354	53	407
14	MINISTRY OF LANDS, HOUSING AND URBAN DEVELOPMENT	0	0	0	0	3	2	4	6	4	5	10	7	18	14	10	7	6	4	1	0	56	45	101
15	CIVIL SERVICE COMMISSION	0	0	0	0	0	1	2	0	1	2	3	7	6	6	6	6	4	6	0	0	22	28	50
16	MINISTRY OF YOUTH DEVELOPMENT	0	0	0	0	0	1	0	0	1	3	3	4	3	2	2	6	3	6	0	0	12	22	34
17	MIN OF INFORMATION	0	0	0	0	1	0	2	2	5	4	10	13	13	6	16	11	13	4	2	2	62	42	104
18	STATE AUDITOR-GENERAL OFFICE	0	0	0	0	1	0	2	2	5	4	12	9	12	10	12	12	13	5	0	0	57	42	99
19	MINISTRY OF ENVIRONMENT	0	0	0	0	0	1	0	3	12	1	8	22	3	6	1	5	5	3	0	0	29	41	70
20	JUDICIAL SERVICE COMMISSION	0	0	0	0	2	0	4	2	3	3	5	4	4	3	4	3	2	0	0	0	24	15	39
21	THE JUDICIARY ( HIGH COURT)	17	12	23	8	34	10	29	27	40	28	73	104	93	94	102	64	57	16	11	0	479	363	842

**TABLE 3.4 (CONT.)**  
**PUBLIC SERVICE PERSONNEL CLASSIFIED BY GENDER AND AGE, 2023**

S/N	MDA	<20		20-24		25-29		30-34		35-39		40-44		45-49		50-54		55-59		60+		TOTAL		GRAND TOTAL	
		M	F	M	F	M	F	M	F	M	F	M	F	M	F	M	F	M	F	M	F	M	F		
22	STATE INDEPENDENT ELECTORAL COMMISSION	0	0	0	0	14	9	18	22	24	11	12	0	10	0	4	0	0	0	0	0	0	82	42	124
23	LOCAL GOVERNMENT SERVICE COMMISSION	0	0	0	0	23	47	35	48	15	31	25	33	11	16	5	9	5	5	0	0	119	189	308	
24	CABINET & SPECIAL SERVICES DEPARTMENT	0	0	0	0	0	0	0	1	5	4	5	2	5	7	1	4	2	3	0	0	18	21	39	
25	(OFFICE OF THE HEAD OF SERVICE)	0	0	0	0	5	4	7	6	6	3	0	5	0	0	0	1	0	2	0	0	18	21	39	
26	OFFICE OF THE SURVEYOR GENERAL	0	0	1	1	8	0	10	2	5	3	5	2	7	3	5	2	8	0	0	0	49	13	62	
27	OFFICE OF THE AUDITOR-GENERAL FOR LOCAL GOVERNMENT	0	0	0	0	0	0	0	1	2	4	4	7	7	6	4	3	0	2	0	0	17	23	40	
28	TEACHING SERVICE COMMISSION	11	4	10	13	50	81	207	381	389	734	744	1,397	871	1,517	710	1,017	729	605	124	11	3,845	5,760	9,605	
29	GENERAL ADMIN DEPT	0	0	0	0	0	0	0	3	8	4	14	8	12	4	14	5	11	3	1	0	60	27	87	
30	OFFICE OF ESTABLISHMENTS AND TRAINING	0	0	0	1	0	1	3	3	9	10	9	7	10	2	6	3	6	3	1	0	44	30	74	
31	EKITI STATE LIAISON OFFICE LAGOS	0	0	0	0	0	0	0	1	1	3	1	2	1	3	1	2	1	1	0	0	5	12	17	
32	EKITI STATE LIAISON OFFICE ABUJA	0	0	0	0	0	0	1	4	3	2	4	1	2	1	3	1	1	0	0	0	14	9	23	
33	EKITI STATE HOUSE OF ASSEMBLY	0	0	0	1	0	0	7	5	17	16	30	37	25	18	18	14	15	8	5	1	117	100	217	
34	EKITI STATE AGRIC DEVELOPMENT PROGRAMME	0	0	0	0	15	6	14	3	17	12	14	11	18	2	7	2	7	1	0	0	92	37	129	
35	POLITICAL & ECONOMIC AFFAIRS DEPT.(OFFICE OF THE GOV)	0	0	0	0	0	0	0	0	2	0	1	2	2	3	4	1	0	4	0	0	9	10	19	
36	EKITI STATE PENSION COMMISSION	0	0	0	0	0	0	1	1	4	2	8	10	3	7	5	5	0	5	0	0	21	30	51	
37	FISCAL RESPONSIBILITY COMMISSION	0	0	0	0	0	0	0	0	1	1	4	2	3	4	0	2	1	3	0	0	9	12	21	
38	JOB CREATION AND EMPLOYMENT AGENCY	0	0	0	0	0	0	2	2	1	3	1	1	0	1	1	0	0	0	0	0	5	7	12	
39	RURAL WATER SUPPLY & SANITATION AGENCY	0	0	0	0	0	0	0	2	0	4	8	3	4	5	4	3	5	3	0	0	21	20	41	
40	MULTIPURPOSE CREDIT AGENCY	0	0	0	0	0	0	1	0	2	2	3	3	3	0	6	5	3	5	0	0	18	15	33	

**TABLE 3.4 (CONT.)  
PUBLIC SERVICE PERSONNEL CLASSIFIED BY GENDER AND AGE, 2023**

S/N	MDA	<20		20-24		25-29		30-34		35-39		40-44		45-49		50-54		55-59		60+		TOTAL		GRAND TOTAL	
		M	F	M	F	M	F	M	F	M	F	M	F	M	F	M	F	M	F	M	F	M	F		
41	AGENCY FOR ADULT AND NON FORMAL EDUCATION	0	0	0	0	0	0	0	0	0	2	4	6	1	7	3	3	5	7	0	0	13	25	38	
42	URBAN RENEWAL AGENCY	0	0	0	0	0	0	0	0	1	1	1	3	1	2	5	1	1	1	1	0	0	9	8	17
43	STATE ENVIRONMENT PROTECTION AGENCY	0	0	0	0	0	0	0	0	4	0	3	3	3	3	5	2	3	1	0	1	18	10	28	
44	EKITI STATE EMMERGENCY MANAGEMENT AGENCY	0	0	0	0	0	0	1	0	1	1	5	10	1	2	2	2	1	1	0	0	11	16	27	
45	EKITI STATE AIDS CONTROL AGENCY	0	0	0	0	0	0	0	1	0	1	0	3	5	2	0	2	4	1	0	0	9	10	19	
46	EKITI STATE SPORT COUNCIL	0	0	1	0	0	1	3	1	9	5	15	5	14	13	13	1	5	3	0	0	60	29	89	
47	MINISTRY OF PUBLIC UTILITIES	0	0	0	0	0	0	0	0	4	4	4	5	2	5	4	3	5	4	1	0	20	21	41	
48	PRIMARY HEALTH CARE DEVELOPMENT AGENCY	0	6	0	4	0	9	4	15	36	382	118	1,108	70	881	48	672	31	460	2	4	309	3,541	3,850	
49	BUREAU OF STATISTICS	0	0	0	0	0	1	2	0	2	3	10	10	2	3	1	5	1	0	0	0	18	22	40	
50	CENTRAL MEDICAL STORES	0	0	0	0	0	0	0	0	4	0	6	4	2	4	0	3	3	1	0	0	15	12	27	
51	FOUNTAIN AGRIC MARKETING AGENCY	0	0	0	0	0	1	0	0	0	4	1	10	3	2	5	5	5	3	1	0	15	25	40	
52	BROADCASTING SERVICE OF EKITI STATE	0	0	0	0	0	1	3	2	12	10	33	20	36	17	30	16	23	11	2	0	139	77	216	
53	EKCSDA	0	0	0	0	0	1	2	0	6	3	7	1	3	3	3	2	2	0	4	1	27	11	38	
54	BUREAU OF PRODUCTIVITY	0	0	0	0	2	0	1	0	1	4	1	4	3	2	2	6	2	3	1	0	13	19	32	
55	EKITI STATE WASTE MANAGEMENT BOARD	0	0	0	0	0	0	0	0	1	1	4	3	6	1	2	3	5	2	0	0	18	10	28	
56	EKITI STATE ENTERPRISE DEVELOPMENT AGENCY	0	0	2	1	1	3	1	1	1	2	2	1	1	2	0	0	0	0	0	0	8	10	18	
57	BUREAU OF PUBLIC PROCUREMENT	0	0	0	0	0	0	1	0	9	7	9	10	12	7	1	3	2	1	0	0	34	28	62	
58	EKITI STATE UNIVERSITY TEACHING HOSPITAL	0	0	4	18	41	50	68	106	119	196	89	227	80	151	56	102	55	72	14	0	526	922	1,448	
59	EKITI STATE MUSLIM PILGRIMS WELFARE BOARD	0	0	0	0	0	0	0	0	2	0	0	4	2	0	0	2	1	1	0	1	5	8	13	
60	EKITI SCHOLARSHIP BOARD	0	0	1	0	3	2	1	2	2	0	0	1	3	2	1	0	0	0	0	0	11	7	18	



**TABLE 3.4 (CONT.)**

**PUBLIC SERVICE PERSONNEL CLASSIFIED BY GENDER AND AGE, 2023**

S/N	MDA	<20		20-24		25-29		30-34		35-39		40-44		45-49		50-54		55-59		60+		TOTAL		GRAND TOTAL
		M	F	M	F	M	F	M	F	M	F	M	F	M	F	M	F	M	F	M	F	M	F	
61	BOARD OF TECHNICAL AND VOCATION EDUCATION	0	0	1	0	0	0	10	7	21	22	20	8	17	11	25	11	12	4	0	0	106	63	<b>169</b>
62	INTERNAL REVENUE SERVICES	2	1	4	6	2	9	3	6	4	6	0	0	0	0	0	0	0	0	0	0	15	28	<b>43</b>
63	HOSPITAL MANAGEMENT BOARD	0	1	3	8	10	14	25	105	83	327	142	391	108	223	101	186	91	124	27	1	590	1,380	<b>1,970</b>
64	EKITI STATE LIBRARY BOARD	0	0	0	0	0	0	0	2	2	4	1	5	1	4	0	3	0	1	1	0	5	19	<b>24</b>
65	EKITI STATE ELECTRICITY BOARD	0	0	0	2	4	5	0	4	17	7	27	3	17	7	21	5	9	3	0	0	95	36	<b>131</b>
66	EKITI STATE HOUSING CORPORATION	0	0	0	0	0	1	9	4	21	10	20	9	12	10	7	8	4	2	3	1	76	45	<b>121</b>
67	EKITI STATE WATER CORPORATION	2	1	12	18	35	30	47	10	29	29	26	45	22	48	3	4	0	6	0	0	176	191	<b>367</b>
68	STATE UNIVERSALBASIC EDUCATION BOARD	23	89	24	101	87	283	178	585	304	919	425	1,438	445	1,364	488	1,084	502	1,028	96	38	2,572	6,929	<b>9,501</b>
69	EKITI STATE CHRISTIAN PILGRIMS WELFARE BOARD	0	0	0	0	0	0	0	0	0	1	1	1	3	7	0	0	1	1	0	0	5	10	<b>15</b>
70	EKITI STATE EDUCATION TRUST FUND	0	0	0	0	1	0	2	3	3	6	3	3	5	1	1	2	0	0	0	0	15	15	<b>30</b>
71	BOUESTY	0	0	52	45	83	49	85	66	97	68	110	75	74	47	83	55	79	37	34	17	697	459	<b>1156</b>
72	EKITI STATE UNIVERSITY																							
73	FORESTRY COMMISSION	0	0	4	0	14	0	13	0	21	1	42	3	25	4	18	2	16	1	0	0	153	11	<b>164</b>
74	DEPT OF POLITICAL&INTERGOVERNMENTAL	0	0	0	0	1	0	2	1	0	0	1	1	0	0	0	1	0	0	0	0	4	3	<b>7</b>
75	OFFICE OF THE ACCOUNTANT GENERAL	0	0	0	0	2	1	2	2	14	14	27	20	25	29	12	11	9	9	3	0	94	86	<b>180</b>
76	BUREAU OF RURAL & COMM DEV.	0	0	0	1	1	0	1	0	3	3	3	5	4	12	6	4	4	0	0	0	22	25	<b>47</b>
77	COLLEGE OF HEALTH, SCIENCE & TECHNOLOGY. IJERO EKITI	0	0	0	1	45	51	49	56	47	31	20	25	9	15	5	9	1	1	0	2	176	191	<b>367</b>
78	FIRE SERVICES	0	0	2	1	11	3	14	4	23	6	24	7	12	2	6	1	3	0	0	0	95	24	<b>119</b>
79	OFFICE OF DISABILITY AFFAIRS	0	0	0	0	0	0	0	2	3	3	4	1	4	6	4	4	0	5	0	0	15	21	<b>36</b>

**TABLE 3.4 (CONT.)**

**PUBLIC SERVICE PERSONNEL CLASSIFIED BY GENDER AND AGE, 2023**

S/N	MDA	<20		20-24		25-29		30-34		35-39		40-44		45-49		50-54		55-59		60+		TOTAL		GRAND TOTAL
		M	F	M	F	M	F	M	F	M	F	M	F	M	F	M	F	M	F	M	F	M	F	
80	DIRECTORATE OF FERMS SETTLEMENT AND PEASANT FARMERS	0	0	0	0	0	0	1	0	1	0	2	1	1	0	5	2	5	1	0	0	15	4	19
81	EKITI STATE LOCAL GOVT STAFF LOANS BOARD	0	0	0	0	0	4	0	0	5	1	5	5	10	12	4	3	6	2	0	0	30	27	57
82	MINISTRY OF YOUTH &SPORT	0	0	0	0	0	1	0	0	1	3	3	4	3	2	2	6	3	6	0	0	12	22	34
83	PITAD	0	0	0	0	0	0	1	1	4	2	8	10	3	7	5	5	0	5	0	0	21	30	51
84	EKSTMA	0	0	0	0	0	0	6	2	8	2	27	10	12	8	8	0	2	1	0	0	63	23	86
85	GOVT. HOUSE& PROTOCOL	0	0	0	0	2	1	4	2	25	12	24	12	31	17	18	15	10	13	0	0	114	72	186
86	AUDIT SERVICE COMM	0	0	0	0	0	0	0	0	0	0	2	0	2	0	0	2	0	0	0	0	4	2	6
87	OFFICE OF SSG	0	0	0	0	1	0	3	0	1	0	2	2	4	1	1	1	0	0	0	0	12	4	16
88	EKITI STATE HOUSE OF ASSEMBLY COMMISSION	0	0	0	0	0	3	5	3	3	7	9	14	5	5	7	3	4	1	2	0	35	36	71
89	SIGNAGE ADVERTISEMENT	0	0	0	0	0	0	0	0	0	1	1	1	3	2	3	0	2	0	0	0	9	4	13
90	MINERAL RESOURCES DEV. AGENCY	0	0	0	0	0	0	1	0	3	1	3	5	4	0	1	1	2	0	0	0	14	7	21
91	CENTRAL INTERNAL AUDIT	0	0	0	0	0	0	0	0	1	3	4	8	2	1	3	3	2	0	0	0	12	15	27
92	BUREAU OF ICT	0	0	0	0	1	1	2	2	7	6	4	8	3	1	2	3	0	0	0	0	19	21	40
93	OFFICE OF CAPACITY DEV&REFORM	0	0	0	0	0	0	1	3	2	3	2	6	3	4	5	2	0	1	0	0	13	19	32
94	PARASTATAL AFF DEPT	0	0	0	0	1	1	2	1	0	2	0	0	0	1	0	0	0	0	0	0	3	5	8
95	OFFICE OF TRANSFON, STRATEGY& DELIVERY	0	0	0	0	0	0	0	1	1	1	4	6	2	4	0	1	0	0	0	0	7	13	20
96	MIN. SPECIAL SERVICES	0	0	0	0	0	0	0	0	3	2	2	3	1	4	1	1	1	0	0	0	8	10	18
97	MIN. OF INNOVATION	0	0	0	0	0	0	0	1	1	2	1	2	3	3	2	3	0	1	0	0	7	12	19
98	SOCIAL INVESTMENT COORDINATING OFFICE	0	0	0	0	0	0	0	0	1	2	6	2	6	4	4	3	2	2	0	2	19	15	34
99	EKITI HEALTH ISURANCE SCHEME	0	0	0	0	0	0	0	1	0	2	4	8	1	2	1	5	3	0	0	0	9	18	27
100	LG PITAD	0	0	0	0	0	1	0	1	2	2	4	9	11	16	6	5	7	8	0	0	30	42	72
101	MIN. OF TRANSPORT	0	0	0	0	1	0	1	1	2	2	7	5	10	5	9	3	1	2	1	0	32	18	50
	<b>TOTAL</b>	<b>55</b>	<b>114</b>	<b>181</b>	<b>239</b>	<b>545</b>	<b>737</b>	<b>1,017</b>	<b>1,617</b>	<b>1,722</b>	<b>3,161</b>	<b>2,515</b>	<b>5,467</b>	<b>2,512</b>	<b>4,902</b>	<b>2,294</b>	<b>3,527</b>	<b>2,005</b>	<b>2,600</b>	<b>359</b>	<b>95</b>	<b>13,205</b>	<b>22,459</b>	<b>35,664</b>

**TABLE 3.5  
PUBLIC SERVICE PERSONNEL CLASSIFIED BY GENDER LGAs/LCDAs, 2023**

S/N	MDA	ADO		ADO CENTRAL		ADO NORTH		ADO WEST		EFON		EKITI EAST		EKITI S/E		EKITI S/W		IGBARA/OGOTUN	
		M	F	M	F	M	F	M	F	M	F	M	F	M	F	M	F	M	F
1	MINISTRY OF BUDGET & ECONOMIC PLANNING	4	2	0	0	0	0	2	0	0	0	1	2	0	0	2	2	1	0
2	MINISTRY OF CHIEFTANCY AFFAIRS	4	3	0	0	0	0	0	0	0	0	1	0	0	0	1	1	0	0
3	MINI. OF WOMEN AFFAIRS, GENDER EMPOWERMENT AND SOCIAL WELFARE	4	16	0	0	1	0	0	1	0	3	2	2	0	0	1	10	1	1
4	OFFICE OF THE DEPUTY GOVERNOR.	2	8	2	1	1	1	0	1	0	0	1	1	0	0	1	1	1	0
5	MINISTRY OF AGRICULTURE & NATURAL RESOURCES	18	15	1	0	4	1	0	1	15	1	20	4	2	1	21	3	21	3
6	EKITI STATE BOUNDARY COMMISSION	1	2	0	0	0	0	0	0	0	0	0	0	0	0	2	0	0	0
7	MINISTRY OF COMMERCE, INDUSTRIES & COOPERATIVES	3	8	3	5	5	10	1	8	2	2	4	1	1	1	4	2	5	3
8	BUREAU OF TOURISM, ART AND CULTURE	2	0	0	0	0	0	0	0	0	0	0	1	0	0	1	0	0	0
9	MINISTRY OF EDUCATION, SCIENCE & TECHNOLOGY	24	27	1	2	10	13	5	9	8	19	0	0	0	0	14	13	6	0
10	MINISTRY OF FINANCE	0	0	2	4	2	4	2	3	0	0	4	1	0	0	3	3	0	1
11	MINISTRY OF HEALTH	4	12	3	4	2	4	2	0	3	0	1	0	0	0	4	7	1	0
12	MINISTRY OF JUSTICE	3	10	1	3	1	1	1	6	0	3	2	0	0	0	2	1	1	0
13	MINISTRY OF WORKS AND TRANSPORT	16	1	13	1	12	0	8	0	4	0	14	4	12	1	10	1	5	2
14	MINISTRY OF LANDS, HOUSING AND URBAN DEVELOPMENT	0	0	0	0	5	1	3	0	0	0	2	2	0	0	0	1	0	0
15	CIVIL SERVICE COMMISSION	0	0	0	0	0	0	0	1	2	1	0	0	0	0	2	0	0	0
16	MINISTRY OF YOUTH DEVELOPMENT	0	1	2	0	1	0	0	0	0	0	2	0	0	0	1	2	0	0
17	MIN OF INFORMATION	1	3	1	0	1	1	3	1	1	2	2	0	0	1	3	1	1	0
18	STATE AUDITOR-GENERAL OFFICE	3	4	0	0	0	0	0	0	0	1	7	4	0	0	2	5	0	0
19	MINISTRY OF ENVIRONMENT	1	4	2	1	0	0	0	0	1	4	0	0	0	2	2	0	1	0
20	JUDICIAL SERVICE COMMISSION	2	2	1	1	2	0	1	0	0	0	0	0	1	1	0	0	0	0
21	THE JUDICIARY ( HIGH COURT)	13	23	10	9	9	8	8	7	13	9	16	8	14	6	19	6	10	2

**TABLE 3.5 (CONT.)**  
**PUBLIC SERVICE PERSONNEL CLASSIFIED BY GENDER LGAs/LCDAs, 2023**

S/N	MDA	EKITI WEST		EKAMETA		OKEMESI/IDOILE		EMURE		GBONYIN		AYEKIRE		IDO/OSI		ISOKAN		IJERO		ESOOBE	
		M	F	M	F	M	F	M	F	M	F	M	F	M	F	M	F	M	F	M	F
1	MINISTRY OF BUDGET & ECONOMIC PLANNING	1	1	1	0	0	0	0	1	3	0	2	2	2	1	1	0	5	3	0	0
2	MINISTRY OF LOCAL GOVERNMENT. & COMMUNITY DEVELOPMENT AND CHIEFTANCY AFFAIRS.	2	2	0	0	0	0	0	0	0	0	0	0	0	0	0	0	1	0	0	0
3	MINI. OF WOMEN AFFAIRS, GENDER EMPOWERMENT AND SOCIAL WELFARE	1	3	0	1	0	1	2	1	2	2	0	1	3	6	0	0	2	5	0	0
4	OFFICE OF THE DEPUTY GOVERNOR.	0	0	0	0	0	0	1	1	3	0	0	0	3	1	0	0	4	1	1	0
5	MINISTRY OF AGRICULTURE & NATURAL RESOURCES	0	0	0	0	0	0	22	5	0	0	0	0	22	9	14	7	0	0	22	14
6	EKITI STATE BOUNDARY COMMISSION	1	0	0	0	0	0	0	0	1	1	0	0	1	1	0	1	0	2	0	0
7	MINISTRY OF COMMERCE, INDUSTRIES & COOPERATIVES	2	3	5	0	1	0	2	2	3	0	0	0	4	5	5	10	4	4	0	0
8	BUREAU OF TOURISM, ART AND CULTURE	0	1	3	0	0	0	0	0	0	0	0	0	2	0	0	0	2	0	0	0
9	MINISTRY OF EDUCATION, SCIENCE & TECHNOLOGY	0	0	0	0	14	13	6	0	16	7	4	3	9	7	5	5	5	6	6	15
10	MINISTRY OF FINANCE	0	0	0	0	0	3	3	0	2	2	0	0	5	2	0	3	5	3	0	0
11	MINISTRY OF HEALTH	3	10	3	4	1	4	2	0	0	6	0	0	1	0	4	8	0	0	0	0
12	MINISTRY OF JUSTICE	0	1	2	0	0	1	0	1	0	1	0	1	1	1	2	0	3	0	3	1
13	MINISTRY OF WORKS AND TRANSPORT	15	5	4	1	5	5	10	1	6	0	8	0	10	0	3	1	20	0	5	2
14	MINISTRY OF LANDS, HOUSING AND URBAN DEVELOPMENT	0	3	0	0	0	0	0	2	0	2	0	2	4	2	1	0	5	2	0	0
15	CIVIL SERVICE COMMISSION	1	1	0	0	1	0	0	0	0	0	0	0	1	4	0	4	2	0	0	0
16	MINISTRY OF YOUTH DEVELOPMENT	0	1	0	0	0	0	1	0	2	0	0	0	0	4	0	0	1	4	0	0
17	MIN OF INFORMATION	2	2	1	0	2	0	3	2	1	1	2	0	0	3	2	3	4	1	2	0
18	STATE AUDITOR-GENERAL OFFICE	3	3	0	0	0	0	2	0	3	1	0	0	9	4	0	0	7	1	0	0
19	MINISTRY OF ENVIRONMENT	0	1	4	2	0	0	0	1	6	4	0	0	0	0	0	3	0	0	0	1
20	JUDICIAL SERVICE COMMISSION	0	0	0	0	0	0	0	0	1	0	0	0	6	1	0	0	1	0	0	0
21	THE JUDICIARY ( HIGH COURT)	22	9	5	4	4	3	7	6	16	15	6	2	13	19	8	6	25	11	9	8

**TABLE 3.5 (CONT.)**  
**PUBLIC SERVICE PERSONNEL CLASSIFIED BY GENDER LGAs/LCDAs, 2023**

S/N	MDA	IREDE		IREWOLED E		IKERE		IKERE WEST		IKOLE		IKOLE WEST		AJONI		KAJOLA		ILEJEMEJE		IRE/IFE		ARAROMI	
		M	F	M	F	M	F	M	F	M	F	M	F	M	F	M	F	M	F	M	F	M	F
1	MINISTRY OF BUDGET & ECONOMIC PLANNING	0	1	1	0	4	3	2	0	3	1	1	1	1	2	0	0	0	2	6	3	1	0
2	MINISTRY OF LOCAL GOVERNMENT. & COMMUNITY DEVELOPMENT AND CHIEFTANCY AFFAIRS.	0	0	0	0	0	0	0	0	2	2	0	0	0	0	0	0	0	0	0	3	0	0
3	MINI. OF WOMEN AFFAIRS, GENDER EMPOWERMENT AND SOCIAL WELFARE	0	0	0	1	1	1	0	0	5	1	0	0	0	0	0	0	1	1	6	14	2	4
4	OFFICE OF THE DEPUTY GOVERNOR.	0	0	0	1	3	2	0	1	2	1	0	0	0	0	0	0	1	0	2	0	1	0
5	MINISTRY OF AGRICULTURE & NATURAL RESOURCES	0	0	21	3	0	0	0	0	17	8	0	0	15	4	8	1	0	0	0	5	19	7
6	EKITI STATE BOUNDARY COMMISSION	0	0	0	0	1	0	0	0	0	2	0	0	0	0	0	0	1	0	0	1	0	0
7	MINISTRY OF COMMERCE, INDUSTRIES & COOPERATIVES	4	1	4	3	4	4	0	4	4	1	2	0	2	6	3	1	1	2	4	2	0	0
8	BUREAU OF TOURISM, ART AND CULTURE	1	0	0	0	0	0	0	0	0	1	0	0	0	0	0	0	0	0	2	4	0	0
9	MINISTRY OF EDUCATION, SCIENCE & TECHNOLOGY	5	10	9	11	0	0	8	4	0	2	7	5	15	17	0	0	23	22	14	15	20	22
10	MINISTRY OF FINANCE	0	0	0	0	0	1	0	0	3	2	0	0	0	0	0	0	4	2	5	2	0	0
11	MINISTRY OF HEALTH	1	0	4	8	0	0	0	0	0	0	0	0	5	9	0	0	4	4	0	0	4	3
12	MINISTRY OF JUSTICE	0	1	0	0	4	6	0	0	0	0	0	6	4	2	0	0	2	1	1	0	4	9
13	MINISTRY OF WORKS AND TRANSPORT	7	1	11	1	11	0	14	3	10	2	5	8	8	4	13	2	12	0	10	2	12	1
14	MINISTRY OF LANDS, HOUSING AND URBAN DEVELOPMENT	1	0	0	4	4	2	2	0	0	2	2	1	3	0	0	0	3	3	3	3	3	0
15	CIVIL SERVICE COMMISSION	0	0	0	0	1	1	0	0	1	7	0	0	0	0	0	0	1	0	4	3	0	0
16	MINISTRY OF YOUTH DEVELOPMENT	0	0	0	0	1	0	0	0	0	2	0	0	0	0	0	0	0	0	1	3	0	0
17	MIN OF INFORMATION	2	1	2	2	2	2	1	0	2	0	2	1	2	2	4	0	0	1	2	0	2	1
18	STATE AUDITOR-GENERAL OFFICE	0	0	0	0	3	2	0	0	3	2	0	0	0	0	0	0	1	0	4	8	0	0
19	MINISTRY OF ENVIRONMENT	0	0	1	1	2	1	0	0	0	4	0	0	0	3	0	1	0	1	0	2	1	0
20	JUDICIAL SERVICE COMMISSION	0	0	0	0	0	3	0	0	1	0	0	0	0	0	0	0	0	0	4	5	0	0
21	THE JUDICIARY ( HIGH COURT)	5	5	19	14	8	11	21	18	4	10	5	4	14	7	0	0	14	7	24	23	48	28

**TABLE 3.5 (CONT.)  
PUBLIC SERVICE PERSONNEL CLASSIFIED BY GENDER LGAs/LCDAs, 2023**

S/N	MDA	IFEDARA		ISE/ORUN		MOBA		ERO		OYE		IFESOWAPO		IFELOJU		AYEDE		OTHERS (NON EKITI INDIGENES)		TOTAL		GRAND TOTAL
		M	F	M	F	M	F	M	F	M	F	M	F	M	F	M	F	M	F	M	F	
1	MINISTRY OF BUDGET & ECONOMIC PLANNING	1	0	1	1	2	1	0	1	3	5	0	1	3	0	0	0	1	1	55	37	92
2	MINISTRY OF LOCAL GOVERNMENT. & COMMUNITY DEVELOPMENT AND CHIEFTANCY AFFAIRS.	0	0	0	0	1	3	0	0	0	0	0	0	0	0	0	0	0	0	12	14	26
3	MINI. OF WOMEN AFFAIRS, GENDER EMPOWERMENT AND SOCIAL WELFARE	0	0	0	1	2	5	0	0	4	8	2	1	0	0	0	1	1	1	43	92	135
4	OFFICE OF THE DEPUTY GOVERNOR.	0	1	1	1	1	1	2	0	0	1	0	0	0	3	0	0	0	1	33	29	62
5	MINISTRY OF AGRICULTURE & NATURAL RESOURCES	0	0	0	0	9	5	20	6	0	0	24	6	0	0	0	0	9	3	324	112	436
6	EKITI STATE BOUNDARY COMMISSION	0	0	0	0	0	0	0	0	1	0	0	0	0	0	0	0	0	0	9	8	17
7	MINISTRY OF COMMERCE, INDUSTRIES & COOPERATIVES	2	0	1	9	4	1	5	2	3	2	2	4	6	6	0	0	0	0	105	112	217
8	BUREAU OF TOURISM, ART AND CULTURE	0	0	0	0	0	0	0	0	0	0	0	0	1	0	1	0	1	0	16	3	19
9	MINISTRY OF EDUCATION, SCIENCE & TECHNOLOGY	11	13	9	25	6	11	0	0	7	14	9	14	0	0	4	25	0	0	280	349	629
10	MINISTRY OF FINANCE	0	0	1	0	3	0	0	0	6	3	0	0	0	0	0	0	0	0	50	39	89
11	MINISTRY OF HEALTH	0	0	0	0	0	0	4	0	0	0	5	11	0	0	5	3	3	3	69	100	169
12	MINISTRY OF JUSTICE	0	4	2	2	3	1	2	1	6	1	5	1	0	1	0	0	1	3	56	53	407
13	MINISTRY OF WORKS AND TRANSPORT	17	1	15	1	18	0	6	0	5	0	0	0	0	0	0	2	0	0	354	53	407
14	MINISTRY OF LANDS, HOUSING AND URBAN DEVELOPMENT	3	2	3	2	2	2	2	3	5	3	0	0	0	1	0	0	0	0	56	45	101
15	CIVIL SERVICE COMMISSION	1	2	1	0	0	1	0	1	1	2	0	0	3	0	0	0	0	0	22	28	50
16	MINISTRY OF YOUTH DEVELOPMENT	0	0	0	0	0	2	0	0	0	3	0	0	0	0	0	0	0	0	12	22	34
17	MIN OF INFORMATION	2	1	2	1	3	3	1	2	1	3	0	0	0	0	0	0	0	1	62	42	104
18	STATE AUDITOR-GENERAL OFFICE	0	0	0	0	1	3	0	0	9	4	0	0	0	0	0	0	0	0	57	42	99
19	MINISTRY OF ENVIRONMENT	0	0	3	2	3	1	2	1	0	0	0	1	0	0	0	0	0	0	29	41	70
20	JUDICIAL SERVICE COMMISSION	0	0	0	0	0	1	0	0	2	0	0	0	0	0	0	0	2	1	24	15	39
21	THE JUDICIARY ( HIGH COURT)	18	16	15	9	10	8	3	8	6	15	4	4	5	5	4	5	25	5	479	363	842

**TABLE 3.5 (CONT.)**  
**PUBLIC SERVICE PERSONNEL CLASSIFIED BY GENDER LGAs/LCDAs, 2023**

S/N	MDA	ADO		ADO CENTRAL		ADO NORTH		ADO WEST		EFON		EKITI EAST		EKITI S/E		EKITI S/W		IGBARA/OGOTUN	
		M	F	M	F	M	F	M	F	M	F	M	F	M	F	M	F	M	F
21	STATE INDEPENDENT ELECTORAL COMMISSION	6	2	1	1	0	0	2	0	4	2	1	1	2	1	3	1	1	1
22	LOCAL GOVERNMENT SERVICE COMMISSION	8	12	4	4	2	2	2	3	5	9	6	11	8	7	7	15	4	6
23	CABINET & SPECIAL SERVICES DEPARTMENT	1	4	0	0	0	0	0	0	0	0	1	1	0	0	2	0	0	1
24	(OFFICE OF THE HEAD OF SERVICE)	2	1	0	0	0	2	1	1	1	2	0	0	0	0	0	0	0	0
25	OFFICE OF THE SURVEYOR GENERAL	2	1	2	1	2	0	0	0	1	1	3	1	0	1	0	0	0	0
26	OFFICE OF THE AUDITOR-GENERAL FOR LOCAL GOVERNMENT	0	0	1	3	0	1	0	0	0	1	0	0	0	0	1	0	1	0
27	TEACHING SERVICE COMMISSION	160	368	66	178	42	126	22	40	108	165	39	35	76	87	110	239	44	81
29	GENERAL ADMIN DEPT.(OFFICE OF THE GOVERNOR)	9	3	0	0	0	0	0	0	2	1	4	0	0	0	4	3	0	0
30	OFFICE OF ESTABLISHMENTS AND TRAINING	18	10	0	0	0	0	0	0	1	0	0	1	0	0	1	0	2	1
31	EKITI STATE LIAISON OFFICE LAGOS	0	0	0	0	0	0	0	0	0	0	0	2	0	1	1	2	0	1
32	EKITI STATE LIAISON OFFICE ABUJA	0	0	0	2	0	0	0	0	0	1	1	0	0	0	0	1	0	0
33	EKITI STATE HOUSE OF ASSEMBLY	5	11	0	0	0	0	0	0	3	2	8	5	0	0	11	10	0	0
34	EKITI STATE AGRIC DEVELOPMENT PROGRAMME	5	2	2	4	2	0	1	0	2	2	3	1	1	1	1	0	2	1
35	POLITICAL & ECONOMIC AFFAIRS DEPT	2	3	0	0	0	0	0	0	0	0	0	2	0	0	0	0	0	0
36	EKITI STATE PENSION COMMISSION	4	1	0	0	0	0	0	0	0	2	1	3	0	0	2	2	0	0
37	FISCAL RESPONSIBILITY COMMISSION	1	1	0	0	0	0	0	0	0	0	1	0	0	0	0	0	0	0
38	JOB CREATION AND EMPLOYMENT AGENCY	1	1	0	0	0	0	0	0		1	1	0	0	0	0	0	1	0
39	RURAL WATER SUPPLY & SANITATION AGENCY	0	5	0	0	0	0	0	0	0	0	1	1	0	0	0	2	0	0
40	MULTIPURPOSE CREDIT AGENCY	2	2	0	0	0	0	0	0	0	0	2	0	0	0	2	1	0	0

**TABLE 3.5 (CONT.)**  
**PUBLIC SERVICE PERSONNEL CLASSIFIED BY GENDER LGAs/LCDAs, 2023**

S/N	MDA	EKITI WEST		EKAMETA		OKEMESI/IDOILE		EMURE		GBONYIN		AYEKIRE		IDO/OSI		ISOKAN		IJERO		ESOUBE	
		M	F	M	F	M	F	M	F	M	F	M	F	M	F	M	F	M	F	M	F
21	STATE INDEPENDENT ELECTORAL COMMISSION	1	0	0	0	0	0	2	1	3	1	2	1	3	1	1	1	2	1	0	0
22	LOCAL GOVERNMENT SERVICE COMMISSION	5	6	1	6	5	4	9	13	10	12	5	9	1	8	1	1	2	3	3	2
23	CABINET & SPECIAL SERVICES DEPARTMENT	0	0	0	0	0	1	1	1	2	2	0	0	1	2	0	0	1	2	0	0
24	(OFFICE OF THE HEAD OF SERVICE)	1	1	0	0	1	1	1	2	1	1	1	1	0	0	0	0	1	2	0	0
25	OFFICE OF THE SURVEYOR GENERAL	3	1	1	0	0	0	0	1	0	0	0	0	1	0	0	1	0	0	0	0
26	OFFICE OF THE AUDITOR-GENERAL FOR LOCAL GOVERNMENT	1	0	0	0	2	1	1	0	1	0	1	0	1	0	0	0	1	0	0	0
27	TEACHING SERVICE COMMISSION	159	303	235	326	71	119	92	66	193	215	17	62	38	48	274	398	53	69	31	26
29	GENERAL ADMIN DEPT	1	1	0	0	0	0	2	0	1	0	0	0	3	0	0	0	3	0	0	0
30	OFFICE OF ESTABLISHMENTS AND TRAINING	2	1	1	0	0	0	0	0	4	1	0	0	0	0	0	0	0	0	1	1
31	EKITI STATE LIAISON OFFICE LAGOS	0	0	0	0	1	0	0	0	0	1	0	0	0	0	0	0	0	1	0	0
32	EKITI STATE LIAISON OFFICE ABUJA	0	1	0	0	0	0	0	0	0	0	0	0	0	0	0	0	0	0	0	0
33	EKITI STATE HOUSE OF ASSEMBLY	9	7	0	0	0	0	3	1	6	8	0	0	8	4	0	0	5	4	0	0
34	EKITI STATE AGRIC DEVELOPMENT PROGRAMME	3	0	0	0	0	0	3	1	2	0	1	1	4	3	2	2	6	3	2	1
35	POLITICAL & ECONOMIC AFFAIRS DEPT.(OFFICE OF THE GOV)	0	0	0	0	0	0	0	0	0	1	0	0	0	1	0	0	0	0	0	0
36	EKITI STATE PENSION COMMISSION	1	2	0	0	0	0	0	0	0	1	0	0	0	4	0	1	0	3	0	0
37	FISCAL RESPONSIBILITY COMMISSION	0	0	0	0	0	1	0	0	0	0	4	0	1	0	3	0	0	1	0	0
38	JOB CREATION AND EMPLOYMENT AGENCY	1	1	0	0	0	0	0	0	0	0	0	0	0	0	0	0	0	1	0	0
39	RURAL WATER SUPPLY & SANITATION AGENCY	0	0	0	0	0	0	0	0	0	1	0	0	0	0	0	0	0	0	0	0
40	MULTIPURPOSE CREDIT AGENCY	0	1	0	0	0	0	1	0	0	0	0	0	2	0	0	0	2	2	0	0



**TABLE 3.5 (CONT.)  
PUBLIC SERVICE PERSONNEL CLASSIFIED BY GENDER LGAs/LCDAs, 2023**

S/N	MDA	IREDE		IREWOLEDE		IKERE		IKERE WEST		IKOLE		IKOLE WEST		AJONI		KAJOLA		ILEJEMEJE		IRE/IFE		ARAROMI	
		M	F	M	F	M	F	M	F	M	F	M	F	M	F	M	F	M	F	M	F	M	F
21	STATE INDEPENDENT ELECTORAL COMMISSION	0	0	0	0	6	4	0	0	5	0	6	1	1	1	0	0	1	3	2	2	3	2
22	LOCAL GOVERNMENT SERVICE COMMISSION	2	2	1	3	1	4	2	1	4	4	1	3	1	3	0	6	2	4	3	1	0	0
23	CABINET & SPECIAL SERVICES DEPARTMENT	0	0	0	0	0	0	0	0	2	3	0	1	0	1	0	0	0	0	3	1	0	0
24	GENERAL ADMIN DEPT.(OFFICE OF THE HEAD OF SERVICE)	0	0	0	0	1	1	0	0	1	1	0	0	0	0	0	0	0	2	2	0	0	0
25	OFFICE OF THE SURVEYOR GENERAL	0	0	0	0	3	1	0	1	3	0	1	0	0	0	0	0	4	0	3	0	0	0
26	OFFICE OF THE AUDITOR-GENERAL FOR LOCAL GOVERNMENT	0	0	1	0	0	0	0	0	0	4	0	0	1	0	0	0	1	1	0	2	1	0
27	TEACHING SERVICE COMMISSION	24	12	101	124	166	217	63	70	202	350	39	90	170	213	40	62	66	84	24	37	111	120
29	GENERAL ADMIN DEPT.(OFFICE OF THE GOVERNOR)	0	0	0	0	4	2	0	0	2	3	0	0	0	0	0	0	2	0	13	6	0	0
30	OFFICE OF ESTABLISHMENTS AND TRAINING	1	1	0	0	0	2	0	0	1	0	0	0	0	0	0	0	1	0	3	4	0	0
31	EKITI STATE LIAISON OFFICE LAGOS	0	0	0	0	0	0	0	0	0	0	0	1	0	0	0	0	0	0	0	0	0	0
32	EKITI STATE LIAISON OFFICE ABUJA	0	0	0	0	1	0	0	0	3	3	0	0	0	0	0	0	0	0	0	0	0	0
33	EKITI STATE HOUSE OF ASSEMBLY	0	0	0	0	9	3	0	0	9	9	0	0	0	0	0	0	2	7	18	12	0	0
34	EKITI STATE AGRIC DEVELOPMENT PROGRAMME	0	0	1	1	5	2	1	1	7	3	1	1	1	0	1	0	5	1	6	1	2	0
35	POLITICAL & ECONOMIC AFFAIRS DEPT.(OFFICE OF THE GOV)	0	0	0	0	3	1	0	0	0	0	0	0	0	0	0	0	0	0	0	1	0	0
36	EKITI STATE PENSION COMMISSION	1	0	2	0	0	0	0	0	1	2	2	1	0	1	1	0	1	4	0	1	0	0
37	FISCAL RESPONSIBILITY COMMISSION	0	0	0	0	0	1	0	0	0	0	0	0	0	0	0	0	0	0	0	0	0	0
38	JOB CREATION AND EMPLOYMENT AGENCY	0	1	0	0	0	2	0	0	1	0	0	0	0	0	0	0	0	0	0	0	0	0
39	RURAL WATER SUPPLY & SANITATION AGENCY	0	0	0	0	7	7	0	0	3	0	0	0	0	0	0	0	1	0	3	1	0	0
40	MULTIPURPOSE CREDIT AGENCY	0	0	0	0	1	2	0	0	3	2	0	0	0	0	0	0	0	0	3	2	0	0

**TABLE 3.5 (CONT.)  
PUBLIC SERVICE PERSONNEL CLASSIFIED BY GENDER LGAs/LCDAs, 2023**

S/N	MDA	IFEDARA		ISE/ORUN		MOBA		ERO		OYE		IFESOWAPO		IFELOJU		AYEDE		OTHERS (NON EKITI INDIGENES)		TOTAL		GRAND TOTAL
		M	F	M	F	M	F	M	F	M	F	M	F	M	F	M	F	M	F	M	F	
21	STATE INDEPENDENT ELECTORAL COMMISSION	3	0	2	2	5	3	3	0	7	2	1	3	2	3	1	1	0	0	82	42	124
22	LOCAL GOVERNMENT SERVICE COMMISSION	1	1	2	8	3	3	1	1	5	5	0	2	2	5	0	0	0	0	119	189	308
23	CABINET & SPECIAL SERVICES DEPARTMENT	0	0	1	0	2	1	0	0	1	0	0	0	0	0	0	0	0	0	18	21	39
24	GENERAL ADMIN DEPT.(OFFICE OF THE HEAD OF SERVICE)	0	0		1	3	1	0	0	1	1	0	0	0	0	0	0	0	0	18	21	39
25	OFFICE OF THE SURVEYOR GENERAL	1	0	0	0	10	1	0	0	8	1	0	0	0	0	0	0	1	1	49	13	62
26	OFFICE OF THE AUDITOR-GENERAL FOR LOCAL GOVERNMENT	0	2	0	2	0	1	0	0	0	5	1	0	1	0	0	0	0	0	17	17	34
27	TEACHING SERVICE COMMISSION	38	42	234	375	62	70	146	184	104	147	173	210	46	130	133	191	73	81	3,845	5,760	9,605
29	GENERAL ADMIN DEPT.(OFFICE OF THE GOVERNOR)	0	0	5	0	1	2	0	0	2	6	0	0	0	0	0	0	2	0	6	27	87
30	OFFICE OF ESTABLISHMENTS AND TRAINING	0	0	0	1	2	2	0	0	4	3	0	0	0	0	0	0	2	2	44	30	74
31	EKITI STATE LIAISON OFFICE LAGOS	0	0	0	0	0	0	0	0	0	0	0	1	2	2	0		1	0	5	12	17
32	EKITI STATE LIAISON OFFICE ABUJA	0	0	0	0	3	0	0	0	0	0	0	0	0	0	0	0	0	0	8	8	16
33	EKITI STATE HOUSE OF ASSEMBLY	0	0	5	6	8	8	0	0	8	3	0	0	0	0	0	0	0	0	117	100	217
34	EKITI STATE AGRIC DEVELOPMENT PROGRAMME	0	0	6	1	5	1	2	1	5	1	0	0	0	0	1	1	1	0	92	37	129
35	POLITICAL & ECONOMIC AFFAIRS DEPT.(OFFICE OF THE GOV)	0	0	2	0	0	1	0	0	2	0	0	0	0	0	0	0	0	0	9	10	19
36	EKITI STATE PENSION COMMISSION	3	0	0	0	0	1	0	0	2	1	0	0	0	0	0	0	0	0	21	30	51
37	FISCAL RESPONSIBILITY COMMISSION	0	0	0	1	0	1	0	0	1	0	0	0	0	0	0	0	1	0	9	12	21
38	JOB CREATION AND EMPLOYMENT AGENCY	0	0	0	0	0	0	0	0	0	0	0	0	0	0	0	0	0	0	5	7	<b>12</b>
39	RURAL WATER SUPPLY & SANITATION AGENCY	0	0	2	0	0	0	0	0	3	1	0	0	0	0	0	0	0	0	21	20	<b>41</b>
40	MULTIPURPOSE CREDIT AGENCY	0	0	0	0	0	2	0	0	0	1	0	0	0	0	0	0	0	0	20	18	<b>38</b>

**TABLE 3.5 (CONT.)**  
**PUBLIC SERVICE PERSONNEL CLASSIFIED BY GENDER LGAs/LCDAs, 2023**

S/N	MDA	ADO		ADO CENTRAL		ADO NORTH		ADO WEST		EFON		EKITI EAST		EKITI S/E		EKITI S/W		IGBARA/OGOTUN	
		M	F	M	F	M	F	M	F	M	F	M	F	M	F	M	F	M	F
41	AGENCY FOR ADULT AND NON FORMAL EDUCATION	0	1	0	0	0	0	0	0	0	1	1	0	0	1	1	1	0	1
42	URBAN RENEWAL AGENCY	1	1	0	0	0	0	0	0	0	0	2	0	2	0	1	0	0	0
43	STATE ENVIRONMENT PROTECTION AGENCY	4	2	0	0	0	0	0	0	0	0	0	0	2	0	0	1	0	0
44	EKITI STATE EMMERGENCY MANAGEMENT AGENCY	1	2	2	2	0	0	0	0	1	1	0	1	0	0	0	0	0	0
45	EKITI STATE AIDS CONTROL AGENCY	0	1	0	0	0	0	0	0	0	0	0	0	0	0	2	0	0	0
46	EKITI STATE SPORT COUNCIL	5	6	1	1	2	1	2	0	0	0	3	4	2	1	2	0	3	0
47	MINISTRY OF PUBLIC UTILITIES	3	1	0	0	0	0	0	0	1	1	0	0	1	1	1	1	0	0
48	PRIMARY HEALTH CARE DEVELOPMENT AGENCY	28	379	0	0	0	0	0	0	25	203	25	145	16	223	0	0	17	226
49	BUREAU OF STATISTICS	2	6	0	0	0	0	0	0	1	1	1	1	0	0	0	1	0	0
50	CENTRAL MEDICAL STORES	0	3	0	0	0	0	0	0	0	1	1	0	1	0	1	1	0	0
51	FOUNTAIN AGRIC MARKETING AGENCY	0	4	0	0	0	0	0	0	0	0	2	1	0	0	2	1	0	0
52	BROADCASTING SERVICE OF EKITI STATE	8	6	2	2	3	1	1	1	1	1	2	5	1	1	7	3	1	0
53	EKCSDA	3	0	0	0	0	0	0	0	1	2	0	2	0	0	0	0	0	0
54	BUREAU OF PRODUCTIVITY	2	2	0	0	0	0	0	0	0	0	2	0	0	0	0	0	0	0
55	EKITI STATE WASTE MANAGEMENT BOARD	0	0	0	0	0	0	0	0	1	0	2	0	0	0	1	2	0	0
56	EKITI STATE ENTERPRISE DEVELOPMENT AGENCY	1	1	0	0	0	0	0	1	2	1	1	0	0	0	0	0	0	0
57	BUREAU OF PUBLIC PROCUREMENT	3	3	0	0	0	1	2	2	0	0	1	0	0	0	0	0	1	1
58	EKITI STATE UNIVERSITY TEACHING HOSPITAL	47	118	0	0	0	0	0	0	8	15	16	37	0	0	20	65	0	0
59	EKITI STATE MUSLIM PILGRIMS WELFARE BOARD	0	1	1	1	0	0	0	0	0	0	0	0	0	0	0	1	0	1
60	EKITI SCHOLARSHIP BOARD	5	2	0	0	0	0	0	0	1	0	1	0	0	0	1	4	0	0

**TABLE 3.5 (CONT.)  
PUBLIC SERVICE PERSONNEL CLASSIFIED BY GENDER LGAs/LCDAs, 2023**

S/N	MDA	EKITI WEST		EKAMETA		OKEMESI/IDOILE		EMURE		GBONYIN		AYEKIRE		IDO/OSI		ISOKAN		IJERO		ESOOBE	
		M	F	M	F	M	F	M	F	M	F	M	F	M	F	M	F	M	F	M	F
41	AGENCY FOR ADULT AND NON FORMAL EDUCATION	1	1	0	0	0	0	1	0	0	0	0	0	2	2	1	0	1	1	0	2
42	URBAN RENEWAL AGENCY	0	1	0	0	0	0	1	0	1	1	0	0	0	0	0	0	1	1	0	0
43	STATE ENVIRONMENT PROTECTION AGENCY	0	0	0	0	0	0	3	0	0	0	0	0	0	1	0	0	0	0	0	0
44	EKITI STATE EMMERGENCY MANAGEMENT AGENCY	1	0	0	0	0	0	0	1	0	0	0	0	2	1	0	0	1	1	0	0
45	EKITI STATE AIDS CONTROL AGENCY	0	0	0	0	0	0	0	0	0	0	0	0	1	2	0	0	1	1	0	0
46	EKITI STATE SPORT COUNCIL	0	0	0	2	2	1	1	0	2	0	0	0	3	1	0	0	3	0	0	0
47	MINISTRY OF PUBLIC UTILITIES	0	2	0	0	0	1	0	0	1	1	0	0	2	0	0	0	2	2	0	0
48	PRIMARY HEALTH CARE DEVELOPMENT AGENCY	0	0	0	0	0	0	25	204	16	196	0	0	15	217	0	0	12	302	0	0
49	BUREAU OF STATISTICS	1	2	0	0	1	1	0	0	0	0	0	0	0	1	0	0	2	1	0	0
50	CENTRAL MEDICAL STORES	0	0	0	0	1	1	2	1	2	0	0	0	1	0	0	0	1	0	0	0
51	FOUNTAIN AGRIC MARKETING AGENCY	1	2	0	0	0	0	0	0	1	2	0	0	0	3	0	3	2	3	0	0
52	0	2	0	1	1	2	2	4	2	6	1	1	0	4	6	10	2	7	2	0	0
53	EKCSDA	3	0	0	0	0	0	0	0	3	0	0	0	1	2	0	0	2	1	0	0
54	BUREAU OF PRODUCTIVITY	0	4	0	0	0	0	0	0	0	1	0	0	0	0	0	0	0	0	0	0
55	EKITI STATE WASTE MANAGEMENT BOARD	0	0	0	0	0	1	0	0	2	0	0	0	0	2	1	0	2	1	0	0
56	EKITI STATE ENTERPRISE DEVELOPMENT AGENCY	1	2	0	0	0	0	0	0	1	0	0	0	1	0	0	0	0	1	0	0
57	BUREAU OF PUBLIC PROCUREMENT	0	0	0	0	0	2	2	2	2	2	0	0	3	2	0	0	1	2	0	0
58	EKITI STATE UNIVERSITY TEACHING HOSPITAL	28	38	0	0	0	0	4	18	13	27	0	0	29	64	0	0	30	62	0	0
59	EKITI STATE MUSLIM PILGRIMS WELFARE BOARD	0	0	0	0	0	0	0	1	0	0	0	0	0	1	0	0	0	0	0	0
60	EKITI SCHOLARSHIP BOARD	1	0	0	0	0	0	1	1	0	0	0	0	1	0	0	0	0	0	0	0

**TABLE 3.5 (CONT.)**  
**PUBLIC SERVICE PERSONNEL CLASSIFIED BY GENDER LGAs/LCDAs, 2023**

S/N	MDA	IREDE		IREWOLEDE		IKERE		IKERE WEST		IKOLE		IKOLE WEST		AJONI		KAJOLA		ILEJEMEJE		IRE/IFE		ARAROMI		
		M	F	M	F	M	F	M	F	M	F	M	F	M	F	M	F	M	F	M	F	M	F	
41	AGENCY FOR ADULT AND NON FORMAL EDUCATION	0	0	0	0	0	2	1	0	0	2	1	1	0	0	0	0	0	1	1	1	1	0	0
42	URBAN RENEWAL AGENCY	0	0	0	0	0	2	0	0	0	0	0	0	0	0	0	0	0	0	0	1	0	0	
43	STATE ENVIRONMENT PROTECTION AGENCY	1	1	0	0	5	1	0	0	1	1	0	0	0	0	0	0	0	0	0	1	0	0	
44	EKITI STATE EMMERGENCY MANAGEMENT AGENCY	0	0	0	0	0	1	0	0	0	0	0	0	0	0	0	0	0	1	2	2	0	0	
45	EKITI STATE AIDS CONTROL AGENCY	0	0	1	2	0	0	0	0	1	2	0	0	0	0	0	0	1	0	1	2	0	0	
46	EKITI STATE SPORT COUNCIL	1	0	0	0	5	2	2	0	2	0	2	0	2	0	1	1	0	3	1	2	2	0	
47	MINISTRY OF PUBLIC UTILITIES	0	0	0	0	1	0	0	0	3	1	0	0	0	0	0	0	1	0	3	1	0	0	
48	PRIMARY HEALTH CARE DEVELOPMENT AGENCY	22	286	0	0	17	224	0	0	0	0	14	117	19	209	0	0	0	0	20	188	18	194	
49	BUREAU OF STATISTICS	0	0	1	0	1	2	0	0	2	1	0	1	0	0	0	0	0	0	3	3	1	1	
50	CENTRAL MEDICAL STORES	0	0	0	0	0	0	0	0	3	2	0	0	0	0	0	0	1	1	0	1	0	0	
51	FOUNTAIN AGRIC MARKETING AGENCY	0	0	0	0	0	1	0	0	1	3	0	0	0	0	0	0	0	0	2	0	1	0	
52	BROADCASTING SERVICE OF EKITI STATE	3	2	3	2	7	6	4	0	5	4	1	1	2	2	0	0	1	1	3	6	4	1	
53	EKCSDA	0	0	0	0	2	2	0	0	0	0	0	0	0	0	0	0	0	0	4	1	0	0	
54	BUREAU OF PRODUCTIVITY	1	0	0	0	0	0	0	0	1	7	0	0	0	0	0	0	1	2	0	0	0	0	
55	EKITI STATE WASTE MANAGEMENT BOARD	0	0	0	0	0	0	0	0	0	1	0	0	0	0	0	0	0	0	2	0	2	0	
56	EKITI STATE ENTERPRISE DEVELOPMENT AGENCY	0	0	0	0	0	1	1	1	0	0	0	0	0	0	0	0	0	0	0	0	0	0	
57	BUREAU OF PUBLIC PROCUREMENT	0	0	0	0	2	1	0	1	1	2	0	1	0	1	0	0	2	0	1	2	0	0	
58	EKITI STATE UNIVERSITY TEACHING HOSPITAL	0	0	0	0	12	29	0	0	40	61	0	0	0	0	0	0	8	10	60	70	0	0	
59	EKITI STATE MUSLIM PILGRIMS WELFARE BOARD	0	0	0	0	1	0	0	0	0	0	0	0	0	1	0	0	0	0	0	0	0	1	
60	EKITI SCHOLARSHIP BOARD	0	0	0	0	0	0	0	0	0	0	0	0	0	0	0	0	0	0	0	0	0	0	

**TABLE 3.5 (CONT.)**  
**PUBLIC SERVICE PERSONNEL CLASSIFIED BY GENDER LGAs/LCDAs, 2023**

S/N	MDA	IFEDARA		ISE/ORUN		MOBA		ERO		OYE		IFESOWAPO		IFELOJU		AYEDE		OTHERS (NON EKITI INDIGENES)		TOTAL		GRAND TOTAL
		M	F	M	F	M	F	M	F	M	F	M	F	M	F	M	F	M	F	M	F	
41	AGENCY FOR ADULT AND NON FORMAL EDUCATION	0	1	0	2	1	1	0	0	1	1	0	1	0	1	0	0	0	0	13	25	<b>38</b>
42	URBAN RENEWAL AGENCY	0	0	0	0	0	0	0	0	0	1	0	0	0	0	0	0	0	0	9	8	<b>17</b>
43	STATE ENVIRONMENT PROTECTION AGENCY	0	1	0	0	2	0	0	0	0	1	0	0	0	0	0	0	0	0	18	10	<b>28</b>
44	EKITI STATE EMERGENCY MANAGEMENT AGENCY	0	0	0	0	0	0	0	0	1	1	0	0	0	0	0	0	0	2	11	16	<b>27</b>
45	EKITI STATE AIDS CONTROL AGENCY		0	0	0	0	0	0	0	1	0	0	0	0	0	0	0	0	0	9	10	<b>19</b>
46	EKITI STATE SPORT COUNCIL	1	0	3	2	1	0	1	0	1	0	1	0	1	0	1	0	1	2	60	29	<b>89</b>
47	MINISTRY OF PUBLIC UTILITIES	0	0	0	3	0	1	0	0	1	5	0	0	0	0	0	0	0	0	20	21	<b>41</b>
48	PRIMARY HEALTH CARE DEVELOPMENT AGENCY	0	0	20	228	0	0	0	0	0	0	0	0	0	0	0	0	0	0	309	3,541	<b>3,850</b>
49	BUREAU OF STATISTICS	0	0	2	0	1	0	0	0	3	0	0	0	0	0	0	0	0	0	22	22	<b>44</b>
50	CENTRAL MEDICAL STORES	0	0	0	0	1	1	0	0	0	0	0	0	0	0	0	0	0	0	15	12	<b>27</b>
51	FOUNTAIN AGRIC MARKETING AGENCY	0	0	0	0	2	1	0	0	1	1	0	0	0	0	0	0	0	0	15	25	<b>40</b>
52	BROADCASTING SERVICE OF EKITI STATE	10	3	1	2	3	0	5	2	12	4	1	3	3	0	0	0	8	2	139	77	<b>216</b>
53	EKCSDA	0	0	4	1	4	0	0	0	0	0	0	0	0	0	0	0	0	0	27	11	<b>38</b>
54	BUREAU OF PRODUCTIVITY	0	0	1	0	1	1	2	0	2	2	0	0	0	0	0	0	0	0	13	19	<b>32</b>
55	EKITI STATE WASTE MANAGEMENT BOARD	0	0	0	2	4	1	0	0	1	0	0	0	0	0	0	0	0	0	18	10	<b>28</b>
56	EKITI STATE ENTERPRISE DEVELOPMENT AGENCY	0	0	0	2	0	0	0	0	0	0	0	0	0	0	0	0	0	0	8	10	<b>18</b>
57	BUREAU OF PUBLIC PROCUREMENT	0	0	3	0	5	0	0	0	5	3	0	0	0	0	0	0	0	0	34	28	<b>62</b>
58	EKITI STATE UNIVERSITY TEACHING HOSPITAL	0	0	9	22	29	41	0	0	62	106	0	0	0	0	0	0	111	139	526	922	<b>1,448</b>
59	EKITI STATE MUSLIM PILGRIMS WELFARE BOARD	1	0	0	0	0	0	0	0	1	0	0	0	0	0	0	0	1	0	5	8	<b>13</b>
60	EKITI SCHOLARSHIP BOARD	0	0	0	0	0	0	0	0	0	0	0	0	0	0	0	0	0	0	11	7	<b>18</b>

**TABLE 3.5 (CONT.)  
PUBLIC SERVICE PERSONNEL CLASSIFIED BY GENDER LGAs/LCDAs, 2023**

S/N	MDA	ADO		ADO CENTRAL		ADO NORTH		ADO WEST		EFON		EKITI EAST		EKITI S/E		EKITI S/W		IGBARA/OGOTUN	
		M	F	M	F	M	F	M	F	M	F	M	F	M	F	M	F	M	F
61	BOARD OF TECHNICAL AND VOCATION EDUCATION	6	2	4	3	5	2	3	1	0	1	3	2	1	1	7	4	0	0
62	INTERNAL REVENUE SERVICES	1	1	0	0	0	0	0	0	0	1	0	1	0	1	1	1	0	0
63	HOSPITAL MANAGEMENT BOARD	0	0	0	0	0	0	19	43	19	59	3	18	29	46	15	38	17	51
64	EKITI STATE LIBRARY BOARD	0	1	0	0	0	0	0	0	1	0	0	1	0	0	0	1	0	0
65	EKITI STATE ELECTRICITY BOARD	3	2	2	1	0	0	2	0	6	1	3	0	1	0	4	2	0	0
66	EKITI STATE HOUSING CORPORATION	6	4	0	0	0	0	0	0	0	1	4	2	0	0	2	1	0	0
67	EKITI STATE WATER CORPORATION	35	28	14	8	0	0	8	3	17	6	8	4	5	1	8	2	2	1
68	STATE UNIVERSALBASIC EDUCATION BOARD	97	354	63	168	37	134	51	123	86	239	123	285	88	196	113	234	139	409
69	EKITI STATE CHRISTIAN PILGRIMS WELFARE BOARD	0	0	0	0	0	0	0	0	0	0	0	2	0	0	1	1	0	0
70	EKITI STATE EDUCATION TRUST FUND	1	1	0	1	1	0	0	0	0	0	1	0	0	0	0	0	0	0
71	BOUESTY	54	48	0	0	0	0	0	0	10	4	22	9	0	0	23	15	0	0
72	EKITI STATE UNIVERSITY																		
73	FORESTRY COMMISSION	13	0	0	0	0	0	0	0	2	0	7	2	0	0	15	2	0	0
74	DEPT OF POLITICAL&INTERGOVERNMENTAL	1	0	0	0	0	0	0	1	0	0	0	1	0	0	0	0	0	0
75	OFFICE OF THE ACCOUNTANT GENERAL	4	9	2	0	0	0	0	0	5	2	0	1	4	2	0	1	5	3
76	BUREAU OF RURAL & COMM DEV.	1	1	0	0	0	0	0	0	0	0	2	1	0	1	1	2	1	1
77	COLLEGE OF HEALTH,SCIENCE& TECHNOLOGY. IJERO EKITI	13	18	0	0	0	0	0	0	3	5	14	15	0	0	21	13	0	0
78	FIRE SERVICES	10	3	0	0	0	0	0	0	0	1	4	1	0	0	5	0	0	0
79	OFFICE OF DISABILITY AFFAIRS	0	0	2	0	2	0	0	1	1	1	0	0	0	0	2	4	0	0

**TABLE 3.5 (CONT.)**  
**PUBLIC SERVICE PERSONNEL CLASSIFIED BY GENDER LGAs/LCDAs, 2023**

S/N	MDA	EKITI WEST		EKAMETA		OKEMESI/IDOILE		EMURE		GBONYIN		AYEKIRE		IDO/OSI		ISOKAN		IJERO		ESOOBE	
		M	F	M	F	M	F	M	F	M	F	M	F	M	F	M	F	M	F	F	M
61	BOARD OF TECHNICAL AND VOCATION EDUCATION	1	2	4	1	2	1	2	2	4	1	0	0	9	5	3	1	10	2	0	0
62	INTERNAL REVENUE SERVICES	2	2	0	0	0	0	0	2	0	1	1	0	1	1	0	0	1	0	0	0
63	HOSPITAL MANAGEMENT BOARD	7	12	5	20	17	26	25	67	24	38	13	19	31	99	11	17	26	73	17	19
64	EKITI STATE LIBRARY BOARD	1	2	0	0	0	0	0	0	0	1	0	0	0	1	0	0	0	1	0	0
65	EKITI STATE ELECTRICITY BOARD	4	2	3	2	0	1	0	1	2	0	5	2	4	2	3	1	5	2	3	0
66	EKITI STATE HOUSING CORPORATION	8	2	0	0	0	0	0	2	8	8	0	0	15	6	0	0	11	3	0	0
67	EKITI STATE WATER CORPORATION	10	3	2	0	7	1	5	0	6	2	5	1	16	4	5	0	17	3	2	0
68	STATE UNIVERSALBASIC EDUCATION BOARD	41	146	113	131	55	111	72	180	73	205	55	110	112	317	33	147	66	259	28	43
69	EKITI STATE CHRISTIAN PILGRIMS WELFARE BOARD	0	2	0	0	0	0	1	0	1	1	0	0	1	2	0	0	1	0	0	0
70	EKITI STATE EDUCATION TRUST FUND	1	0	0	0	0	0	1	0	1	1	0	0	0	0	0	0	0	0	0	0
71	EKITI STATE COLLEGE OF EDUCATION, IKERE EKITI	42	17	0	0	0	0	20	14	34	12	0	0	36	19	0	0	31	9	0	0
72	EKITI STATE UNIVERSITY																				
73	FORESTRY COMMISSION	8	1	0	0	0	0	6	0	14	0	0	0	12	2	0	0	5	1	0	0
74	DEPT OF POLITICAL&INTERGOVERNMENTAL	1	0	0	0	0	0	0	0	0	1	0	0	0	0	0	0	0	1	0	0
75	OFFICE OF THE ACCOUNTANT GENERAL	2	3	0	1	0	1	3	1	14	8	2	4	2	1	0	0	0	2	3	7
76	BUREAU OF RURAL & COMM DEV.	0	3	1	2	0	0	0	1	0	0	0	0	2	2	0	0	4	1	0	2
77	COLLEGE OF HEALTH,SCIENCE& TECHNOLOGY. IJERO EKITI	21	15	0	0	0	0	8	9	10	6	0	0	16	19	0	0	17	25	0	0
78	FIRE SERVICES	3	0	2	1	2	0	4	3	6	2	0	0	10	1	0	0	4	2	0	0
79	OFFICE OF DISABILITY AFFAIRS	0	1	1	0	0	0	0	1	0	0	0	0	0	2	0	0	1	3	0	0



**TABLE 3.5 (CONT.)**  
**PUBLIC SERVICE PERSONNEL CLASSIFIED BY GENDER LGAs/LCDAs, 2023**

S/N	MDA	IREDE		IREWOLEDE		IKERE		IKERE WEST		IKOLE		IKOLE WEST		AJONI		KAJOLA		ILEJEMEJE		IRE/IFE		ARAROMI		
		M	F	M	F	M	F	M	F	M	F	M	F	M	F	M	F	M	F	M	F	M	F	
61	BOARD OF TECHNICAL AND VOCATION EDUCATION	1	0	3	3	5	2	2	3	3	2	4	0	0	0	0	0	0	4	2	2	4	0	0
62	INTERNAL REVENUE SERVICES	0	0	0	0	2	1	0	1	1	1	0	2	0	0	0	0	0	0	2	0	2	0	0
63	HOSPITAL MANAGEMENT BOARD	5	5	9	16	28	56	0	0	25	97	10	57	13	12	11	31	41	64	21	54	9	13	
64	EKITI STATE LIBRARY BOARD	0	0	0	0	0	2	0	0	1	2	0	0	0	0	0	0	1	5	0	0	0	0	
65	EKITI STATE ELECTRICITY BOARD	2	0	2	0	1	0	1	1	1	0	1	0	2	1	2	0	1	0	3	5	2	0	
66	EKITI STATE HOUSING CORPORATION	0	0	0	0	2	3	0	0	3	2	0	0	0	0	0	0	1	0	6	4	0	0	
67	EKITI STATE WATER CORPORATION	2	2	2	1	24	3	5	0	14	3	3	0	1	0	2	0	8	0	25	0	0	0	
68	STATE UNIVERSALBASIC EDUCATION BOARD	48	62	43	103	80	298	69	322	86	254	48	120	70	111	17	63	73	191	51	326	22	73	
69	EKITI STATE CHRISTIAN PILGRIMS WELFARE BOARD	0	0	0	0	0	0	0	0	0	0	0	0	0	0	0	0	0	0	0	0	0	0	
70	EKITI STATE EDUCATION TRUST FUND	0	0	0	0	0	1	1	0	1	2	0	0	1	0	0	0	1	0	0	0	0	0	
71	EKITI STATE COLLEGE OF EDUCATION, IKERE EKITI	0	0	0	0	149	131	0	0	39	17	0	0	0	0	0	0	11	2	0	49	26	0	
72	EKITI STATE UNIVERSITY																							
73	FORESTRY COMMISSION	0	0	0	0	8	1	0	0	16	1	0	0	0	0	0	0	3	0	11	1	0	0	
74	DEPT OF POLITICAL&INTERGOVERNMENTAL	0	0	0	0	1	0	0	0	0	0	0	0	0	0	0	0	0	0	0	0	0	0	
75	OFFICE OF THE ACCOUNTANT GENERAL	2	2	4	7	1	0	8	4	0	0	2	1	0	0	6	2	1	2	5	9	0	2	
76	BUREAU OF RURAL & COMM DEV.	0	0	0	0	0	1	0	0	1	0	0	0	0	0	0	0	0	0	6	1	0	0	
77	COLLEGE OF HEALTH, SCIENCE& TECHNOLOGY. IJERO EKITI	0	0	0	0	8	8	0	0	4	13	0	0	0	0	0	0	5	6	5	12	0	0	
78	FIRE SERVICES	0	0	0	0	7	1	0	0	3	1	0	0	0	0	0	0	0	1	12	1	0	0	
79	OFFICE OF DISABILITY AFFAIRS	0	0	0	0	1	3	0	0	1	1	0	0	0	0	0	0	0	0	0	1	0	0	

**TABLE 3.5 (CONT.)**  
**PUBLIC SERVICE PERSONNEL CLASSIFIED BY GENDER LGAs/LCDAs, 2023**

S/N	MDA	IFEDARA		ISE/ORUN		MOBA		ERO		OYE		IFESOWAPO		IFELOJU		AYEDE		OTHERS (NON EKITI INDIGENES)		TOTAL		GRAND TOTAL
		M	F	M	F	M	F	M	F	M	F	M	F	M	F	M	F	M	F	M	F	
61	BOARD OF TECHNICAL AND VOCATION EDUCATION	1	1	2	3	8	4	0	0	0	5	4	1	3	2	0	0	0	0	106	63	<b>169</b>
62	INTERNAL REVENUE SERVICES	0	0	2	3	1	2	0	0	2	3	0	0	0	0	0	0	0	0	15	28	<b>43</b>
63	HOSPITAL MANAGEMENT BOARD	2	4	25	61	15	45	8	21	27	81	17	65	0	0	0	0	46	53	590	1,390	<b>1,970</b>
64	EKITI STATE LIBRARY BOARD	0	0	0	0	1	0	0	0	0	2	0	0	0	0	0	0	0	0	5	15	<b>24</b>
65	EKITI STATE ELECTRICITY BOARD	3	1	4	1	5	3	4	2	5	1	1	0	1	1	3	1	1	0	95	36	<b>131</b>
66	EKITI STATE HOUSING CORPORATION	0	0	3	3	0	3	0	0	3	1	0	0	0	0	0	0	4	0	76	45	<b>121</b>
67	EKITI STATE WATER CORPORATION	0	0	14	1	15	1	0	0	13	1	0	0	0	0	1	0	1	0	302	79	<b>381</b>
68	STATE UNIVERSALBASIC EDUCATION BOARD	23	84	89	387	83	180	82	84	91	244	38	44	54	99	40	55	20	38	2,572	6,929	<b>9,501</b>
69	EKITI STATE CHRISTIAN PILGRIMS WELFARE BOARD	0	0	0	0	0	2	0	0	0	0	0	0	0	0	0	0	0	0	5	10	<b>15</b>
70	EKITI STATE EDUCATION TRUST FUND	0	0	1	2	1	2	0	0	3	1	0	0	0	0	0	0	0	0	15	11	<b>26</b>
71	EKITI STATE COLLEGE OF EDUCATION, IKERE EKITI	0	0	24	13	24	3	0	0	31	26	0	0	0	0	0	0	121	71	697	459	<b>1,156</b>
72	EKITI STATE UNIVERSITY																					
73	FORESTRY COMMISSION	0	0	6	0	15	0	0	0	11	0	0	0	0	0	0	0	1	0	154	11	<b>164</b>
74	DEPT OF POLITICAL&INTERGOVERNMENTAL	0	0	0	0	0	0	0	0	0	0	0	0	0	0	0	0	0	0	3	4	<b>7</b>
75	OFFICE OF THE ACCOUNTANT GENERAL	2	3	3	0	6	5	1	0	4	3	0	0	0	0	0	0	3	0	94	86	<b>180</b>
76	BUREAU OF RURAL & COMM DEV.	0	0	3	2	0	1	0	0	0	3	0	0	0	0	0	0	0	0	22	25	<b>47</b>
77	COLLEGE OF HEALTH, SCIENCE & TECHNOLOGY. IJERO EKITI	0	0	6	3	10	8	0	0	8	11	0	0	0	0	0	0	7	5	176	191	<b>367</b>
78	FIRE SERVICES	0	0	6	1	6	1	0	0	10	4	0	0	0	0	0	0	1	0	95	24	<b>119</b>
79	OFFICE OF DISABILITY AFFAIRS	0	0	0	1	0	0	0	0	4	1	0	0	0	1	0	0	0	0	15	21	<b>36</b>

**TABLE 3.5 (CONT.)  
PUBLIC SERVICE PERSONNEL CLASSIFIED BY GENDER LGAs/LCDAs, 2023**

S/N	MDA	ADO		ADO CENTRAL		ADO NORTH		ADO WEST		EFON		EKITI EAST		EKITI S/E		EKITI S/W		IGBARA/OGOTUN	
		M	F	M	F	M	F	M	F	M	F	M	F	M	F	M	F	M	F
80	DIRECTORATE OF FERMS SETTLEMENT AND PEASANT FARMERS	0	0	0	0	0	0	0	0	0	1	0	0	0	0	0	0	1	0
81	EKITI STATE LOCAL GOVT STAFF LOANS BOARD	4	1	0	0	0	0	0	1	0	1	2	2	0	0	3	1	2	1
82	MINISTRY OF YOUTH & SPORT	0	1	2	0	1	0	0	1	0	0	0	0	2	0	1	2	0	0
83	PITAD	4	1	0	0	0	0	0	0	0	2	1	3	0	0	1	2	0	0
84	EKSTMA	6	1	2	1	3	0	3	1	3	0	2	1	3	1	3	0	2	0
85	GOVT. HOUSE& PROTOCOL	4	3	6	1	6	1	6	1	1	1	3	1	4	2	6	1	2	1
86	AUDIT SERVICE COMM	0	0	0	0	0	0	0	0	0	0	0	0	0	0	1	0	0	0
87	OFFICE OF SSG	2	1	1	0	0	0	0	0	0	0	1	0	0	0	0	0	0	0
88	EKITI STATE HOUSE OF ASSEMBLY COMMISSION	7	0	4	2	0	0	0	1	1	2	3	0	0	1	2	2	1	0
89	SIGNAGE& ADVERTISEMENT	1	0	0	0	0	0	0	1	0	0	1	0	0	0	0	0	0	0
90	MINERAL RESOURCES DEV. AGENCY	1	1	0	0	0	0	0	0	1	0	0	0	0	0	0	0	0	0
91	CENTRAL INERNAL AUDIT	0	2	0	1	0	0	0	0	0	0	0	0	0	0	2	1	1	1
92	BUREAU OF ICT	2	2	1	0	0	0	0	0	1	1	0	0	1	0	0	0	0	1
93	OFFICE OF CAPACITY DEV&REFORM	1	5	0	0	0	0	0	0	1	0	0	0	0	0	1	0	0	0
94	PARASTATAL AFF DEPT	1	0	0	0	0	0	0	0	1	0	0	0	0	0	1	0	0	0
95	OFFICE OF TRANSFORMATION, STRATEGY& DELIVERY	1	0	0	0	0	1	1	1	1	1	1	3	0	0	1	1	0	0
96	MIN. SPECIAL SERVICES	0	2	0	1	0	0	0	0	0	0	0	0	0	0	0	0	0	0
97	MIN. OF INNOVATION	0	2	0	1	0	1	0	0	0	0	0	1	0	0	1	0	0	0
98	SOCIAL INVESTMENT COORDINATING OFFICE	1	1	0	0	0	0	0	0	0	0	0	1	0	0	2	3	0	0
99	EKITI HEALTH ISURANCE SCHEME	0	1	1	0	0	1	0	1	1	0	1	0	1	0	0	1	0	3
100	LG PITAD	2	2	0	3	2	1	0	2	1	1	0	0	2	3	1	0	1	0
101	MIN. OF TRANSPORT	3	3	2	0	0	1	2	0	0	1	4	1	1	1	2	1	3	0
	<b>TOTAL</b>	<b>718</b>	<b>1588</b>	<b>226</b>	<b>415</b>	<b>164</b>	<b>315</b>	<b>161</b>	<b>264</b>	<b>374</b>	<b>789</b>	<b>418</b>	<b>642</b>	<b>279</b>	<b>590</b>	<b>514</b>	<b>745</b>	<b>303</b>	<b>800</b>

**TABLE 3.5 (CONT.)  
PUBLIC SERVICE PERSONNEL CLASSIFIED BY GENDER LGAs/LCDAs, 2023**

S/N	MDA	EKITI WEST		EKAMETA		OKEMESI/IDOILE		EMURE		GBONYIN		AYEKIRE		IDO/OSI		ISOKAN		IJERO		ESOUBE	
		M	F	M	F	M	F	M	F	M	F	M	F	M	F	M	F	M	F	M	F
80	DIRECTORATE OF FERMS SETTLEMENT AND PEASANT FARMERS	0	0	1	0	2	0	0	0	0	0	0	0	0	1	5	1	0	0	0	0
81	EKITI STATE LOCAL GOVT STAFF LOANS BOARD	0	1	0	1	2	1	1	0	1	0	0	1	5	3	1	1	0	0	0	0
82	MINISTRY OF YOUTH & SPORT	0	1	0	0	0	0	1	0	2	0	0	0	0	4	0	0	1	4	0	0
83	PITAD	0	0	0	0	0	0	0	0	0	0	0	0	0	4	0	1	0	3	0	
84	EKSTMA	2	1	0	0	0	0	2	2	2	1	2	1	0	0	0	0	3	0	0	0
85	GOVT. HOUSE& PROTOCOL	4	6	1	2	2	1	2	5	4	1	2	0	5	1	3	0	1	1	2	2
86	AUDIT SERVICE COMM	0	0	0	0	0	0	0	0	0	0	0	0	1	0	0	0	1	2	0	0
87	OFFICE OF SSG	1	0	0	0	0	0	1	0	0	1	0	0	1	0	0	0	1	0	0	0
88	EKITI STATE HOUSE OF ASSEMBLY COMMISSION	0	0	2	0	0	1	0	3	1	0	0	0	3	3	0	0	1	0	0	0
89	SIGNAGE& ADVERTISEMENT	0	0	0	1	0	0	1	0	0	1	0	0	0	0	0	0	0	0	0	0
90	MINERAL RESOURCES DEV. AGENCY	2	0	0	0	0	0	0	0	0	1	0	0	1	1	0	0	1	1	0	0
91	CENTRAL INERNAL AUDIT	0	0	0	0	0	0	0	0	1	0	0	1	0	1	0	1	0	1	0	0
92	BUREAU OF ICT	2	0	1	0	1	2	0	0	1	2	0	0	0	1	0	0	3	1	0	1
93	OFFICE OF CAPACITY DEV&REFORM	0	0	1	0	0	0	0	0	0	0	0	0	1	0	0	0	1	1	0	0
94	PARASTATAL AFF DEPT	0	2	0	0	0	0	0	0	0	1	0	0	0	1	0	1	0	0	0	0
95	OFFICE OF TRANSFORMATION, STRATEGY& DELIVERY	0	1	0	0	0	0	0	1	1	1	0	0	0	0	0	0	0	0	0	0
96	MIN. SPECIAL SERVICES	0	0	0	0	0	0	0	1	0	2	0	0	2	0	0	0	1	0	2	0
97	MIN. OF INNOVATION	0	0	0	0	0	0	0	0	0	0	0	0	0	1	0	0	0	0	0	0
98	SOCIAL INVESTMENT COORDINATING OFFICE	1	0	0	0	1	0	0	0	3	1	0	0	2	1	0	0	1	1	0	0
99	EKITI HEALTH ISURANCE SCHEME	0	1	0	1	0	0	0	1	0	0	0	0	2	1	0	0	0	0	0	0
100	LG PITAD	5	4	0	0	2	5	0	3	1	2	2	1	1	1	0	0	2	3	0	0
101	MIN. OF TRANSPORT	0	0	0	0	0	0	2	0	1	1	0	1	0	0	0	2	0	0	0	0
	<b>TOTAL</b>	<b>440</b>	<b>845</b>	<b>402</b>	<b>509</b>	<b>203</b>	<b>310</b>	<b>375</b>	<b>732</b>	<b>545</b>	<b>908</b>	<b>139</b>	<b>223</b>	<b>507</b>	<b>1046</b>	<b>402</b>	<b>629</b>	<b>448</b>	<b>1014</b>	<b>140</b>	<b>146</b>

**TABLE 3.5 (CONT.)  
PUBLIC SERVICE PERSONNEL CLASSIFIED BY GENDER LGAs/LCDAs, 2023**

S/N	MDA	IREDE		IREWOLEDE		IKERE		IKERE WEST		IKOLE		IKOLE WEST		AJONI		KAJOLA		ILEJEMEJE		IRE/IFE		ARAROMI		
		M	F	M	F	M	F	M	F	M	F	M	F	M	F	M	F	M	F	M	F	M	F	
80	DIRECTORATE OF FERMS SETTLEMENT AND PEASANT FARMERS	0	0	0	0	0	0	0	0	0	1	0	0	0	0	0	0	0	0	0	0	0	0	0
81	EKITI STATE LOCAL GOVT STAFF LOANS BOARD	0	0	3	1	0	1	0	0	1	0	0	0	1	1	0	0	1	3	0	0	0	0	
82	MINISTRY OF YOUTH & SPORT	0	0	0	0	0	1	0	0	0	1	0	0	0	0	0	0	0	0	2	2	0	0	
83	PITAD	0	0	1	0	2	0	0	0	1	2	0	0	0	0	0	0	1	2	2	3	0	1	
84	EKSTMA	0	0	1	2	0	1	0	1	2	1	1	0	2	0	0	0	3	0	3	1	1	0	
85	GOVT. HOUSE& PROTOCOL	2	0	1	1	2	3	2	3	7	2	1	4	0	1	0	0	3	3	5	2	3	0	
86	AUDIT SERVICE COMM	0	0	0	0	0	0	0	0	0	0	0	0	0	0	0	0	0	0	0	0	0	0	
87	OFFICE OF SSG	0	0	0	0	0	0	0	0	0	0	0	0	0	0	0	0	0	0	1	0	0	0	
88	EKITI STATE HOUSE OF ASSEMBLY COMMISSION	0	0	0	0	1	2	0	1	1	2	1	0	0	2	0	2	1	3	0	0	0	0	
89	SIGNAGE& ADVERTISEMENT	0	0	0	0	0	0	0	0	1	0	1	0	0	0	0	0	0	0	2	0	0	0	
90	MINERAL RESOURCES DEV. AGENCY	0	0	0	0	2	0	0	0	1	0	0	0	0	0	0	0	1	0	1	0	0	0	
91	CENTRAL INERNAL AUDIT	0	0	2	2	0	1	0	0	0	1	0	0	0	0	0	0	0	0	2	1	0	0	
92	BUREAU OF ICT	0	0	1	0	1	1	0	0	0	1	0	0	0	1	0	0	2	0	0	0	0	3	
93	OFFICE OF CAPACITY DEV&REFORM	0	0	0	0	1	1	1	0	2	1	0	0	0	0	0	0	0	0	2	4	0	0	
94	PARASTATAL AFF DEPT	0	0	0	0	0	0	0	0	0	0	0	0	0	0	0	0	0	0	0	0	0	0	
95	OFFICE OF TRANSFORMATION, STRATEGY& DELIVERY	0	0	0	0	0	1	0	0	0	1	0	0	0	0	0	0	0	0	0	1	0	0	
96	MIN. SPECIAL SERVICES	0	0	0	0	0	1	0	0	0	0	0	0	0	0	0	0	0	0	0	0	0	0	
97	MIN. OF INNOVATION	0	0	0	0	0	0	0	0	3	2	0	0	0	0	0	0	0	0	1	3	0	0	
98	SOCIAL INVESTMENT COORDINATING OFFICE	0	0	0	0	2	0	2	1	2	0	0	0	0	0	0	0	0	0	2	2	0	0	
99	EKITI HEALTH ISURANCE SCHEME	0	0	0	0	0	3	0	0	0	0	1	0	0	0	0	0	0	0	2	2	0	0	
100	LG PITAD	0	0	2	0	2	4	1	3	1	1	0	1	0	0	0	0	1	1	1	1	0	0	
101	MIN. OF TRANSPORT	1	1	1	0	2	1	1	1	0	0	3	1	0	0	0	0	1	1	2	1	0	0	
	<b>TOTAL</b>	<b>144</b>	<b>396</b>	<b>252</b>	<b>315</b>	<b>633</b>	<b>1181</b>	<b>210</b>	<b>441</b>	<b>577</b>	<b>926</b>	<b>164</b>	<b>429</b>	<b>356</b>	<b>616</b>	<b>109</b>	<b>172</b>	<b>329</b>	<b>457</b>	<b>441</b>	<b>827</b>	<b>325</b>	<b>483</b>	

**TABLE 3.5 (CONT.)**

**PUBLIC SERVICE PERSONNEL CLASSIFIED BY GENDER LGAs/LCDAs, 2023**

S/N	MDA	IFEDARA		ISE/ORUN		MOBA		ERO		OYE		IFESOWAPO		IFELOJU		AYEDE		OTHERS (NON EKITI INDIGENES)		TOTAL		GRAND TOTAL
		M	F	M	F	M	F	M	F	M	F	M	F	M	F	M	F	M	F	M	F	
80	DIRECTORATE OF FERMS SETTLEMENT AND PEASANT FARMERS	0	0	0	0	2	0	2	0	0	0	0	0	2	0		0	0	0	15	4	19
81	EKITI STATE LOCAL GOVT STAFF LOANS BOARD	0	0	0	1	0	2	0	0	1	2	1	0	0	0	0	1	1	0	30	27	57
82	MINISTRY OF YOUTH & SPORT	0	0	0	0	0	1	0	0	0	4	0	0	0	0	0	0	0	0	12	22	34
83	PITAD	1	0	1	4	3	1	0	0	3	0	0	0	0	1	0	0	0	0	21	30	51
84	EKSTMA	1	3	1	1	3	1	0	0	6	1	0	1	1	0		0	0	63	23	86	
85	GOVT. HOUSE& PROTOCOL	4	0	2	2	3	7	0	0	12	9	2	2	1	2	0	0	0	114	72	186	
86	AUDIT SERVICE COMM	0	0	0	0	1	1	0	0	0	0	0	0	0	0	0	0	0	4	3	7	
87	OFFICE OF SSG	0	0	2	1	1	1	0	0	0	0	0	0	0	0	0	0	0	12	4	16	
88	EKITI STATE HOUSE OF ASSEMBLY COMMISSION	0	0	1	6	3	4	0	0	1	0	0	0	0	0	0	0	0	34	37	71	
89	SIGNAGE& ADVERTISMENT	0	0	0	0	2	1	0	0	0	0	0	0	0	0	0	0	0	9	4	13	
90	MINERAL RESOURCES DEV. AGENCY	0	0	1	3	2	0	0	0	0	0	0	0	0	0	0	0	0	14	7	21	
91	CENTRAL INERNAL AUDIT	0	0	1	0	0	0	0	0	1	1	0	0	2	0	0	0	0	12	15	27	
92	BUREAU OF ICT	0	0	1	0	1	1	0	0	0	3	0	0	0	0	0	0	0	19	21	40	
93	OFFICE OF CAPACITY DEV&REFORM	0	0	0	1	1	4	0	0	0	2	0	0	0	0	0	0	0	13	19	32	
94	PARASTATAL AFF DEPT	0	0	0	0	0	0	0	0	0	0	0	0	0	0	0	0	0	3	5	8	
95	OFFICE OF TRANSFORMATION, STRATEGY& DELIVERY	0	0	0	0	0	0	0	0	1	0	0	0	0	0	0	0	0	7	13	20	
96	MIN. SPECIAL SERVICES	0	0	2	1	0	0	1	0	0	2	0	0	0	0	0	0	0	8	10	18	
97	MIN. OF INNOVATION	0	0	0	0	1	1	0	0	1	0	0	0	0	0	0	0	0	7	12	19	
98	SOCIAL INVESTMENT COORDINATING OFFICE	0	0	0	0	0	2	0	0	0	2	0	0	0	0	0	0	0	19	15	34	
99	EKITI HEALTH ISURANCE SCHEME	0	0	0	0	0	0	0	0	0	2	0	0	0	0	0	0	0	9	18	27	
100	LG PITAD	0	0	0	0	0	0	0	0	0	0	0	0	0	0	0	0	0	30	42	72	
101	MIN. OF TRANSPORT	1	0	0	0	0	0	0	0	0	0	0	0	0	0	0	0	0	32	18	50	
	<b>TOTAL</b>	<b>190</b>	<b>186</b>	<b>602</b>	<b>1,214</b>	<b>492</b>	<b>473</b>	<b>354</b>	<b>320</b>	<b>589</b>	<b>777</b>	<b>341</b>	<b>376</b>	<b>137</b>	<b>263</b>	<b>194</b>	<b>286</b>	<b>451</b>	<b>415</b>	<b>13,205</b>	<b>22,459</b>	<b>35,664</b>

**TABLE 3.6**  
**PUBLIC SERVICE PERSONNEL CLASSIFIED BY GENDER AND QUALIFICATION, 2023**

S/N	MDA	GRADUATE AND ABOVE				NON-GRADUATES						SCHL. CERT. AND BELOW				TOTAL		GRAND TOTAL
		UNIVERSITY DEGREE		HND		ND		NCE		OTHERS		SSCE		OTHERS				
		M	F	M	F	M	F	M	F	M	F	M	F	M	F	M	F	
1	MINISTRY OF BUDGET & ECONOMIC PLANNING	33	19	8	6	3	3	0	0	0	0	7	8	4	1	55	37	92
2	MINISTRY OF LOCAL GOVERNMENT. & COMMUNITY DEVELOPMENT AND CHIEFTANCY AFFAIRS.	7	4	1	6	2	3	0	0	2	1	0	0	0	0	12	14	26
3	MINI. OF WOMEN AFFAIRS, GENDER EMPOWERMENT AND SOCIAL WELFARE	12	28	1	8	4	6	2	9	2	10	9	12	13	19	43	92	135
4	OFFICE OF THE DEPUTY GOVERNOR.	6	5	1	3	2	2	0	0	17	14	5	4	2	1	33	29	62
5	MINISTRY OF AGRICULTURE & NATURAL RESOURCES	107	34	53	24	47	13	0	1	22	5	63	31	32	4	324	112	436
6	EKITI STATE BOUNDARY COMMISSION	2	2	2	2	1	0	0	0	0	0	4	3	0	1	9	8	17
7	MINISTRY OF COMMERCE, INDUSTRIES & COOPERATIVES	38	28	15	21	9	4	0	1	36	49	7	7	0	4	105	114	219
8	BUREAU OF TOURISM, ART AND CULTURE	6	1	2	2	1	0	0	0	4	0	3	0	0	0	16	3	19
9	MINISTRY OF EDUCATION, SCIENCE & TECHNOLOGY	27	25	29	22	18	28	16	23	24	32	72	96	94	123	280	349	649
10	MINISTRY OF FINANCE	10	6	6	10	5	7	0	0	0	0	19	14	10	2	50	39	89
11	MINISTRY OF HEALTH	28	38	8	11	5	18	3	1	11	17	2	6	12	9	69	100	169
12	MINISTRY OF JUSTICE	39	42	2	10	1	5	0	0	0	2	5	11	9	0	56	70	126
13	MINISTRY OF WORKS AND TRANSPORT	141	19	171	10	19	10	0	2	0	0	23	12	0	0	354	53	407
14	MINISTRY OF LANDS, HOUSING AND URBAN DEVELOPMENT	26	11	8	17	8	4	0	0	0	0	14	13	0	0	56	45	101
15	CIVIL SERVICE COMMISSION	9	7	6	4	1	7	0	0	0	2	5	7	1	1	22	28	50
16	MINISTRY OF YOUTH DEVELOPMENT	6	7	0	3	1	0	0	6	0	1	3	5	2	0	12	22	34
17	MIN OF INFORMATION	40	22	2	4	0	0	12	4	0	0	8	12	0	0	62	42	104
18	STATE AUDITOR-GENERAL OFFICE	37	25	10	8	4	4	0	3	5	1	1	0	0	1	57	42	99
19	MINISTRY OF ENVIRONMENT	9	15	4	8	3	6	0	2	0	0	11	8	2	2	29	41	70
20	JUDICIAL SERVICE COMMISSION	6	5	3	1	1	0	0	2	0	4	4	3	10	0	24	15	39
21	THE JUDICIARY	162	95	43	42	92	87	25	33	42	64	53	32	62	10	479	363	842

**TABLE 3.6 (CONT.)**  
**PUBLIC SERVICE PERSONNEL CLASSIFIED BY GENDER AND QUALIFICATION, 2023**

S/N	MDA	GRADUATE AND ABOVE				NON-GRADUATES						SCHL. CERT. AND BELOW				TOTAL		GRAND TOTAL
		UNIVERSITY DEGREE		HND		ND		NCE		OTHERS		SSCE		OTHERS				
		M	F	M	F	M	F	M	F	M	F	M	F	M	F	M	F	
22	STATE INDEPENDENT ELECTORAL COMMISSION	6	4	13	6	11	5	4	1	10	5	20	14	18	7	82	42	124
23	LOCAL GOVERNMENT SERVICE COMMISSION	28	68	35	23	7	3	2	1	15	36	22	47	10	11	119	189	308
24	CABINET & SPECIAL SERVICES DEPARTMENT	8	7	2	5	2	3	0	0	4	3	1	1	1	2	18	21	39
25	(OFFICE OF THE HEAD OF SERVICE)	4	3	3	3	5	6	0	0	6	3	0	3	0	3	18	21	39
26	OFFICE OF THE SURVEYOR GENERAL	9	3	13	4	8	4	0	0	0	0	18	2	1	0	49	13	62
27	OFFICE OF THE AUDITOR-GENERAL FOR LOCAL GOVERNMENT	12	10	2	7	2	2	0	0	0	0	1	3	0	1	17	23	40
28	TEACHING SERVICE COMMISSION	2,461	3,802	182	170	76	135	411	1,214	38	98	273	248	404	93	3,845	5,760	9,605
29	GENERAL ADMIN DEPT.(OFFICE OF THE GOVERNOR)	10	6	7	7	1	1	0	1	19	1	12	9	11	2	60	27	87
30	OFFICE OF ESTABLISHMENTS AND TRAINING	14	1	1	3	3	10	0	0	0	0	17	15	9	1	44	30	74
31	EKITI STATE LIAISON OFFICE LAGOS	2	5	0	4	1	1	0	1	0	0	2	1	0	0	5	12	17
32	EKITI STATE LIAISON OFFICE ABUJA	5	7	2	3	2	0	0	2	0	0	0	2	0	0	9	14	23
33	EKITI STATE HOUSE OF ASSEMBLY	39	30	26	31	27	39	0	0	0	0	25	0	0	0	117	100	217
34	EKITI STATE AGRIC DEVELOPMENT PROGRAMME	36	12	27	8	4	6	2	5	9	2	11	2	3	2	92	37	129
35	POLITICAL & ECONOMIC AFFAIRS DEPT.(OFFICE OF THE GOV)	4	4	1	2	1	1	0	0	1	1	2	0	0	2	9	10	19
36	EKITI STATE PENSION COMMISSION	10	15	4	8	1	2	0	0	0	2	5	3	1	0	21	30	51
37	FISCAL RESPONSIBILITY COMMISSION	3	3	3	7	0	2	0	0	0	0	2	0	1	0	9	12	21
38	JOB CREATION AND EMPLOYMENT AGENCY	3	3	1	0	0	0	0	0	0	0	1	4	0	0	5	7	<b>12</b>
39	RURAL WATER SUPPLY & SANITATION AGENCY	6	6	5	3	0	4	0	10	0	0	6	6	4	0	21	20	<b>41</b>
40	MULTIPURPOSE CREDIT AGENCY	4	5	5	1	3	3	0	0	1	3	3	2	2	1	18	15	33



**TABLE 3.6 (CONT.)**  
**PUBLIC SERVICE PERSONNEL CLASSIFIED BY GENDER AND QUALIFICATION, 2023**

S/N	MDA	GRADUATE				NON-GRADUATES						SCHL. CERT. AND BELOW				TOTAL		GRAND TOTAL
		UNIVERSITY DEGREE		HND		ND		NCE		OTHERS		SSCE		OTHERS				
		M	F	M	F	M	F	M	F	M	F	M	F	M	F	M	F	
41	AGENCY FOR ADULT AND NON FORMAL EDUCATION	8	16	1	3	1	0	1	3	0	1	2	1	0	1	13	25	38
42	URBAN RENEWAL AGENCY	2	1	2	5	0	1	0	0	1	0	3	1	1	0	10	7	17
43	STATE ENVIRONMENT PROTECTION AGENCY	8	4	2	2	0	2	0	0	0	0	3	2	5	0	18	10	28
44	EKITI STATE EMERGENCY MANAGEMENT AGENCY	5	5	1	4	3	4	0	1	2	1	0	1	0	0	11	16	27
45	EKITI STATE AIDS CONTROL AGENCY	3	4	1	1	2	4	0	0	0	0	0	0	3	1	9	10	19
46	EKITI STATE SPORT COUNCIL	16	8	5	1	3	2	4	5	6	6	10	4	16	3	60	29	89
47	MINISTRY OF PUBLIC UTILITIES	5	8	4	5	2	4	0	0	1	1	4	3	4	0	20	21	41
48	PRIMARY HEALTH CARE DEVELOPMENT AGENCY	228	2,748	18	70	8	19	0	0	0	0	55	704	0	0	309	3,541	3,850
49	BUREAU OF STATISTICS	7	12	6	5	2	2	0	0	0	1	2	2	1	0	18	22	40
50	CENTRAL MEDICAL STORES	5	3	2	4	2	1	0	0	0	0	4	3	2	1	15	12	27
51	FOUNTAIN AGRIC MARKETING AGENCY	3	4	2	8	1	1	0	0	0	3	4	8	5	1	15	25	40
52	BROADCASTING SERVICE OF EKITI STATE	44	26	13	8	23	19	3	6	10	8	30	8	16	2	139	77	216
53	EKCSDA	17	5	6	2	1	0	0	0	0	0	3	3	0	1	27	11	38
54	BUREAU OF PRODUCTIVITY	8	3	2	2	1	9	0	0	1	2	1	3	0	0	13	19	32
55	EKITI STATE WASTE MANAGEMENT BOARD	8	2	3	4	2	2	0	1	1	0	4	1	0	0	18	10	28
56	EKITI STATE ENTERPRISE DEVELOPMENT AGENCY	2	4	1	2	1	1	2	1	1	1	1	1	0	0	8	10	18
57	BUREAU OF PUBLIC PROCUREMENT	23	19	5	3	0	4	0	0	0	0	3	2	3	0	34	38	62
58	EKITI STATE UNIVERSITY TEACHING HOSPITAL	272	357	36	182	39	183	6	14	0	0	45	105	128	81	526	922	1,448
59	EKITI STATE MUSLIM PILGRIMS WELFARE BOARD	1	1	1	2	2	1	0	0	0	1	0	1	1	2	5	8	13
60	EKITI SCHOLARSHIP BOARD	1	3	2	3	1	2	1	0	1	1	1	2	0	0	7	11	18

**TABLE 3.6 (CONT.)**  
**PUBLIC SERVICE PERSONNEL CLASSIFIED BY GENDER AND QUALIFICATION, 2023**

S/N	MDA	GRADUATE				NON-GRADUATES						SCHL. CERT. AND BELOW				TOTAL		GRAND TOTAL
		UNIVERSITY DEGREE		HND		ND		NCE		OTHERS		SSCE		OTHERS				
		M	F	M	F	M	F	M	F	M	F	M	F	M	F	M	F	
61	BOARD OF TECHNICAL AND VOCATION EDUCATION	44	29	22	8	1	4	1	0	4	7	13	13	21	2	106	63	169
62	INTERNAL REVENUE SERVICES	9	12	6	16	0	0	0	0	0	0	0	0	0	0	15	28	43
63	HOSPITAL MANAGEMENT BOARD	168	131	26	21	197	580	0	0	0	0	152	648	47	0	590	1,380	1,970
64	EKITI STATE LIBRARY BOARD	3	7	1	4	0	1	0	0	1	0	0	0	0	7	5	19	24
65	EKITI STATE ELECTRICITY BOARD	26	5	8	1	14	6	0	1	20	8	17	14	10	1	95	36	131
66	EKITI STATE HOUSING CORPORATION	6	6	11	10	9	5	2	4	8	8	16	9	24	3	75	45	121
67	EKITI STATE WATER CORPORATION	102	12	69	14	47	19	1	6	7	12	62	16	14	0	302	79	381
68	STATE UNIVERSALBASIC EDUCATION BOARD	636	2,032	51	16	35	24	947	4617	390	45	264	130	249	65	2,572	6,929	9,501
69	EKITI STATE CHRISTIAN PILGRIMS WELFARE BOARD	3	2	0	4	0	2	0	0	0	0	1	2	1	0	5	10	15
70	EKITI STATE EDUCATION TRUST FUND	5	5	1	3	1	4	0	1	0	0	5	2	3	0	15	15	30
71	BOUESTI	467	242	119	102	29	22	28	37	0	0	41	35	13	21	697	459	1156
72	EKITI STATE UNIVERSITY																	
73	FOREST COMMISSION	44	6	13	1	56	3	0	0	0	0	40	1	0	0	153	11	164
74	DEPT OF POLITICAL&INTERGOVERNMENTAL	2	2	0	0	0	0	0	0	0	0	1	1	1	0	4	3	7
75	OFFICE OF THE ACCOUNTANT GENERAL	50	34	15	23	13	15	0	0	0	4	7	9	9	1	94	86	180
76	BUREAU OF RURAL & COMM DEV.	13	9	3	8	0	1	0	2	1	0	3	3	2	2	22	25	47
77	COLLEGE OF HEALTH,SCIENCE& TECHNOLOGY. IJERO EKITI	49	55	24	21	25	38	12	13	0	0	46	50	20	14	176	191	367
78	FIRE SERVICES	2	0	10	2	4	0	0	0	0	0	74	21	5	1	95	24	119
79	OFFICE OF DISABILITY AFFAIRS	5	5	2	1	2	3	1	4	2	2	2	6	1	0	15	21	36

**TABLE 3.6 (CONT.)**  
**PUBLIC SERVICE PERSONNEL CLASSIFIED BY GENDER AND QUALIFICATION, 2023**

S/N	MDA	GRADUATE AND ABOVE				NON-GRADUATES						SCHL. CERT. AND BELOW				TOTAL		GRAND TOTAL
		UNIVERSITY DEGREE		HND		ND		NCE		OTHERS		SSCE		OTHERS				
		M	F	M	F	M	F	M	F	M	F	M	F	M	F	M	F	
80	DIRECTORATE OF FERMS SETTLEMENT AND PEASANT FARMERS	12	1	0	1	0	1	0	0	0	0	0	1	3	0	15	4	19
81	EKITI STATE LOCAL GOVT STAFF LOANS BOARD	11	9	7	6	7	7	0	0	4	3	1	2	0	0	30	27	57
82	MINISTRY OF YOUTH&SPORT	6	7	0	3	1	0	0	6	0	1	3	5	2	0	12	22	34
83	PITAD	10	15	4	8	1	2	0	0	0	2	5	3	1	0	21	30	51
84	EKSTMA	8	3	8	1	15	6	5	2	1	0	20	8	6	3	63	23	86
85	GOVT. HOUSE& PROTOCOL	24	13	7	7	6	10	0	0	7	10	30	21	40	11	114	72	186
86	AUDIT SERVICE COMM	4	1	0	1	0	0	0	0	0	0	0	1	0	0	4	3	7
87	OFFICE OF SSG	7	1	1	3	0	0	0	0	0	0	1	0	3	0	12	4	16
88	EKITI STATE HOUSE OF ASSEMBLY COMMISSION	11	8	3	6	2	3	0	0	2	2	3	17	14	0	35	36	71
89	SIGNAGE & ADVERTISEMENT	5	3	2	0	0	1	0	0	1	0	0	0	1	0	9	4	13
90	MINERAL RESOURCES DEV. AGENCY	8	0	4	3	0	3	0	0	0	0	2	1	0	0	12	7	21
91	CENTRAL INERNAL AUDIT	8	7	1	3	0	2	0	0	0	0	2	3	1	0	12	15	27
92	BUREAU OF ICT	11	9	1	3	6	4	0	0	0	2	1	3	0	0	19	21	40
93	OFFICE OF CAPACITY DEV&REFORM	7	12	1	3	2	1	0	0	0	0	1	1	2	2	13	9	32
94	PARASTATAL AFF DEPT	2	0	0	1	0	0	0	0	0	0	1	1	0	2	3	4	7
95	OFFICE OF TRANSFORMATION, STRATEGY& DELIVERY	5	5	0	1	0	2	0	0	1	0	1	5	0	0	7	13	20
96	MIN. SPECIAL SERVICES	3	7	2	0	1	0	0	0	0	0	2	2	0	1	8	10	18
97	MIN. OF INNOVATION	6	6	0	3	0	0	0	1	0	0	1	2	0	0	7	12	19
98	SOCIAL INVESTMENT COORDINATING OFFICE	11	11	1	1	3	0	0	0	2	0	2	1	0	2	19	15	34
99	EKITI HEALTH ISURANCE SCHEME	4	4	0	4	1	7	0	0	0	0	2	2	2	1	9	18	27
100	LG PITAD	12	14	12	16	3	5	0	1	3	5	0	1	0	0	30	42	72
101	MIN OF TRANSPORT	8	8	2	3	4	0	0	0	4	0	6	5	8	2	32	18	50
	<b>TOTAL</b>	<b>5,681</b>	<b>10,298</b>	<b>1,237</b>	<b>1,127</b>	<b>940</b>	<b>1,455</b>	<b>1,491</b>	<b>6,046</b>	<b>740</b>	<b>486</b>	<b>1,723</b>	<b>2,520</b>	<b>1,393</b>	<b>527</b>	<b>13,205</b>	<b>22,459</b>	<b>35,664</b>

**TABLE 3.7**  
**PUBLIC SERVICE PERSONNEL CLASSIFIED BY GENDER AND NATURE OF APPOINTMENT, 2023**

S/N	MDA	PERMANENT APPOINTMENT		CONTRACT APPOINTMENT		VOLUNTEER CORPS		TEMPORARY		OTHERS		TOTAL		GRAND TOTAL
		M	F	M	F	M	F	M	F	M	F	M	F	
1	MINISTRY OF BUDGET & ECONOMIC PLANNING	55	37	0	0	0	0	0	0	0	0	55	37	92
2	MINISTRY OF CHIEFTANCY AFFAIRS	12	14	0	0	0	0	0	0	0	0	12	14	26
3	MINI. OF WOMEN AFFAIRS, GENDER EMPOWERMENT AND SOCIAL WELFARE	43	92	0	0	0	0	0	0	0	0	43	92	135
4	OFFICE OF THE DEPUTY GOVERNOR.	33	29	0	0	0	0	0	0	0	0	33	29	62
5	MINISTRY OF AGRICULTURE & NATURAL RESOURCES	324	112	0	0	0	0	0	0	0	0	324	112	436
6	EKITI STATE BOUNDARY COMMISSION	9	8	0	0	0	0	0	0	0	0	9	8	17
7	MINISTRY OF COMMERCE, INDUSTRIES & COOPERATIVES	105	114	0	0	0	0	0	0	0	0	105	114	219
8	BUREAU OF TOURISM, ART AND CULTURE	16	3	0	0	0	0	0	0	0	0	16	3	19
9	MINISTRY OF EDUCATION, SCIENCE & TECHNOLOGY	280	349	0	0	0	0	0	0	0	0	280	349	629
10	MINISTRY OF FINANCE	50	39	0	0	0	0	0	0	0	0	50	39	89
11	MINISTRY OF HEALTH	69	100	0	0	0	0	0	0	0	0	69	100	169
12	MINISTRY OF JUSTICE	56	70	0	0	0	0	0	0	0	0	56	70	126
13	MINISTRY OF WORKS AND TRANSPORT	354	53	0	0	0	0	0	0	0	0	354	53	407
14	MINISTRY OF LANDS, HOUSING AND URBAN DEVELOPMENT	56	45	0	0	0	0	0	0	0	0	56	45	101
15	CIVIL SERVICE COMMISSION	22	28	0	0	0	0	0	0	0	0	22	28	50
16	MINISTRY OF YOUTH DEVELOPMENT	12	22	0	0	0	0	0	0	0	0	12	22	34
17	MIN OF INFORMATION	62	42	0	0	0	0	0	0	0	0	62	42	104
18	STATE AUDITOR-GENERAL OFFICE	57	42	0	0	0	0	0	0	0	0	57	42	99
19	MINISTRY OF ENVIRONMENT	29	41	0	0	0	0	0	0	0	0	29	41	70
20	JUDICIAL SERVICE COMMISSION	24	15	0	0	0	0	0	0	0	0	24	15	39
21	THE JUDICIARY ( HIGH COURT)	479	363	0	0	0	0	0	0	0	0	479	363	842

**TABLE 3.7 (CONT.)**  
**PUBLIC SERVICE PERSONNEL CLASSIFIED BY GENDER AND NATURE OF APPOINTMENT, 2023**

S/N	MDA	PERMANENT APPOINTMENT		CONTRACT APPOINTMENT		VOLUNTEER CORPS		TEMPORARY		OTHERS		TOTAL		GRAND TOTAL
		M	F	M	F	M	F	M	F	M	F	M	F	
22	STATE INDEPENDENT ELECTORAL COMMISSION	87	42	0	0	0	0	0	0	0	0	87	42	129
23	LOCAL GOVERNMENT SERVICE COMMISSION	119	183	0	0	0	0	0	0	0	0	119	183	302
24	CABINET & SPECIAL SERVICES DEPARTMENT	18	21	0	0	0	0	0	0	0	0	18	21	39
25	(OFFICE OF THE HEAD OF SERVICE)	18	21	0	0	0	0	0	0	0	0	18	21	39
26	OFFICE OF THE SURVEYOR GENERAL	49	13	0	0	0	0	0	0	0	0	49	13	62
27	OFFICE OF THE AUDITOR-GENERAL FOR LOCAL GOVERNMENT	17	23	0	0	0	0	0	0	0	0	17	23	40
28	TEACHING SERVICE COMMISSION	3845	5760	0	0	0	0	0	0	0	0	3,845	5,760	9,605
29	GENERAL ADMIN DEPT.(OFFICE OF THE GOVERNOR)	60	27	0	0	0	0	0	0	0	0	60	27	87
30	OFFICE OF ESTABLISHMENTS AND TRAINING	44	30	0	0	0	0	0	0	0	0	44	30	74
31	EKITI STATE LIAISON OFFICE LAGOS	5	12	0	0	0	0	0	0	0	0	5	12	17
32	EKITI STATE LIAISON OFFICE ABUJA	9	14	0	0	0	0	0	0	0	0	9	14	23
33	EKITI STATE HOUSE OF ASSEMBLY	117	100	0	0	0	0	0	0	0	0	117	100	217
34	EKITI STATE AGRIC DEVELOPMENT PROGRAMME	92	37	0	0	0	0	0	0	0	0	92	37	129
35	POLITICAL & ECONOMIC AFFAIRS DEPT.(OFFICE OF THE GOV)	9	10	0	0	0	0	0	0	0	0	9	10	19
36	EKITI STATE PENSION COMMISSION	21	30	0	0	0	0	0	0	0	0	21	30	51
37	FISCAL RESPONSIBILITY COMMISSION	9	12	2	6	0	0	0	0	0	0	11	18	29
38	JOB CREATION AND EMPLOYMENT AGENCY	5	7	0	0	0	0	0	0	0	0	5	7	12
39	RURAL WATER SUPPLY & SANITATION AGENCY	21	20	0	0	0	0	0	0	0	0	21	20	41
40	MULTIPURPOSE CREDIT AGENCY	18	15	0	0	0	0	0	0	0	0	18	15	33

**TABLE 3.7 (CONT.)**

**PUBLIC SERVICE PERSONNEL CLASSIFIED BY GENDER AND NATURE OF APPOINTMENT, 2023**

S/N	MDA	PERMANENT APPOINTMENT		CONTRACT APPOINTMENT		VOLUNTEER CORPS		TEMPORARY		OTHERS		TOTAL		GRAND TOTAL
		M	F	M	F	M	F	M	F	M	F	M	F	
41	AGENCY FOR ADULT AND NON FORMAL EDUCATION	13	25	0	0	0	0	0	0	0	0	13	25	38
42	URBAN RENEWAL AGENCY	9	8	0	0	0	0	0	0	0	0	9	8	17
43	STATE ENVIRONMENT PROTECTION AGENCY	18	10	0	0	0	0	0	0	0	0	18	10	28
44	EKITI STATE EMERGENCY MANAGEMENT AGENCY	11	16	0	0	0	0	0	0	0	0	11	16	27
45	EKITI STATE AIDS CONTROL AGENCY	9	10	0	0	0	0	0	0	0	0	9	10	19
46	EKITI STATE SPORT COUNCIL	60	29	0	0	0	0	0	0	0	0	60	29	89
47	MINISTRY OF PUBLIC UTILITIES	20	21	0	0	0	0	0	0	0	0	20	21	41
48	PRIMARY HEALTH CARE DEVELOPMENT AGENCY	309	3541	0	0	0	0	0	0	0	0	309	3,541	3,850
49	BUREAU OF STATISTICS	18	22	0	0	0	0	0	0	0	0	18	22	40
50	CENTRAL MEDICAL STORES	15	12	0	0	0	0	0	0	0	0	15	12	27
51	FOUNTAIN AGRIC MARKETING AGENCY	15	25	0	0	0	0	0	0	0	0	15	25	40
52	BROADCASTING SERVICE OF EKITI STATE	139	77	0	0	0	0	0	0	0	0	139	77	216
53	EKCSDA	27	11	0	0	0	0	0	0	0	0	27	11	38
54	BUREAU OF PRODUCTIVITY	13	19	0	0	0	0	0	0	0	0	13	19	32
55	EKITI STATE WASTE MANAGEMENT BOARD	18	10	0	0	0	0	0	0	95	620	113	630	743
56	EKITI STATE ENTERPRISE DEVELOPMENT AGENCY	8	10	0	0	0	0	0	0	0	0	8	10	18
57	BUREAU OF PUBLIC PROCUREMENT	34	28	0	0	0	0	0	0	0	0	34	28	62
58	EKITI STATE UNIVERSITY TEACHING HOSPITAL	526	922	8	1	15	17	0	0	0	0	549	940	1,489
59	EKITI STATE MUSLIM PILGRIMS WELFARE BOARD	5	8	0	0	0	0	0	0	0	0	5	8	13
60	EKITI SCHOLARSHIP BOARD	7	11	0	0	0	0	0	0	0	0	7	11	18

**TABLE 3.7 (CONT.)  
PUBLIC SERVICE PERSONNEL CLASSIFIED BY GENDER AND NATURE OF APPOINTMENT, 2023**

S/N	MDA	PERMANENT APPOINTMENT		CONTRACT APPOINTMENT		VOLUNTEER CORPS		TEMPORARY		OTHERS		TOTAL		GRAND TOTAL
		M	F	M	F	M	F	M	F	M	F	M	F	
61	BOARD OF TECHNICAL AND VOCATION EDUCATION	106	63	0	0	0	0	0	0	0	0	106	63	169
62	INTERNAL REVENUE SERVICES	15	28	0	0	0	0	0	0	0	0	15	28	43
63	HOSPITAL MANAGEMENT BOARD	590	1380	0	0	0	0	0	0	0	0	590	1,380	1,970
64	EKITI STATE LIBRARY BOARD	5	19	0	0	0	0	0	0	0	0	5	19	24
65	EKITI STATE ELECTRICITY BOARD	95	36	0	0	0	0	0	0	0	0	95	36	131
66	EKITI STATE HOUSING CORPORATION	76	45	0	0	0	0	0	0	0	0	76	45	121
67	EKITI STATE WATER CORPORATION	302	79	0	0	0	0	0	0	0	0	302	79	381
68	STATE UNIVERSALBASIC EDUCATION BOARD	2572	6929	0	0	0	0	0	0	0	0	2,572	6,929	9,501
69	EKITI STATE CHRISTIAN PILGRIMS WELFARE BOARD	5	10	0	0	0	0	0	0	0	0	5	10	15
70	EKITI STATE EDUCATION TRUST FUND	15	15	0	0	0	0	0	0	0	0	15	15	30
71	EKITI STATE COLLEGE OF EDUCATION, IKERE EKITI	176	191	0	0	0	0	0	0	0	0	176	191	367
72	EKITI STATE UNIVERSITY													
73	FOREST COMMISSION	153	11	0	0	0	0	0	0	0	0	153	11	164
74	DEPT OF POLITICAL&INTERGOVERNMENTAL	4	3	0	0	0	0	0	0	0	0	4	3	7
75	OFFICE OF THE ACCOUNTANT GENERAL	94	86	0	0	0	0	0	0	0	0	94	86	180
76	BUREAU OF RURAL & COMM DEV.	22	25	0	0	0	0	0	0	0	0	22	25	47
77	BOUESTY	697	459	0	0	0	0	0	0	0	0	697	459	1156
78	FIRE SERVICES	95	24	0	0	0	0	0	0	0	0	95	24	119
79	OFFICE OF DISABILITY AFFAIRS	15	21	0	0	0	0	0	0	0	0	15	21	36

**TABLE 3.7 (CONT.)**  
**PUBLIC SERVICE PERSONNEL CLASSIFIED BY GENDER AND NATURE OF APPOINTMENT, 2023**

S/N	MDA	PERMANENT APPOINTMENT		CONTRACT APPOINTMENT		VOLUNTEER CORPS		TEMPORARY		OTHERS		TOTAL		GRAND TOTAL
		M	F	M	F	M	F	M	F	M	F	M	F	
80	DIRECTORATE OF FERMS SETTLEMENT AND PEASANT FARMERS	15	4	0	0	0	0	0	0	0	0	15	4	19
81	EKITI STATE LOCAL GOVT STAFF LOANS BOARD	30	27	0	0	0	0	0	0	0	0	30	27	57
82	MINISTRY OF YOUTH & SPORT	12	22	0	0	0	0	0	0	0	0	12	22	34
83	PITAD	21	30	0	0	0	0	0	0	0	0	21	30	51
84	EKSTMA	63	23	0	0	0	0	0	0	0	0	63	23	86
85	GOVT. HOUSE& PROTOCOL	114	72	0	0	0	0	0	0	0	0	114	72	186
86	AUDIT SERVICE COMM	4	3	0	0	0	0	0	0	0	0	4	3	7
87	EKITI STATE HOUSE OF ASSEMBLY COMMISSION	35	36	0	0	0	0	0	0	0	0	35	36	71
88	OFFICE OF SSG	12	4	0	0	0	0	0	0	0	0	12	4	16
89	SIGNAGE &ADVERTISMENT	9	4	0	0	0	0	0	0	0	0	9	4	13
90	MINERAL RESOURCES DEV. AGENCY	14	7	0	0	0	0	0	0	0	0	14	7	21
91	CENTRAL INERNAL AUDIT	12	15	0	0	0	0	0	0	0	0	12	15	27
92	BUREAU OF ICT	19	21	0	0	0	0	0	0	0	0	19	12	40
93	OFFICE OF CAPACITY DEV&REFORM	13	19	0	0	0	0	0	0	0	0	13	19	32
94	PARASTATAL AFF DEPT	3	4	0	0	0	0	0	0	0	0	3	4	7
95	OFFICE OF TRANSFORMATION, STRATEGY& DELIVERY	7	13	0	0	0	0	0	0	0	0	7	13	20
96	REGIONAL DEV, & SPECIAL SERVICES	8	10	0	0	0	0	0	0	0	0	8	10	18
97	MIN. OF INNOVATION	6	12	0	0	0	0	1	0	1	0	8	12	20
98	SOCIAL INVESTMENT COORDINATING OFFICE	19	15	0	0	0	0	0	0	0	0	19	15	34
99	EKITI HEALTH ISURANCE SCHEME	9	18	0	0	0	0	0	0	0	0	9	18	27
100	LG PITAD	30	42	0	0	0	0	0	0	0	0	30	42	72
101	MIN OF TRANSPORT	32	18	0	0	0	0	0	0	0	0	32	18	50
	<b>TOTAL</b>	<b>13,350</b>	<b>22,466</b>	<b>10</b>	<b>7</b>	<b>15</b>	<b>17</b>	<b>0</b>	<b>0</b>	<b>95</b>	<b>620</b>	<b>13,470</b>	<b>23,110</b>	<b>36,580</b>



**TABLE 3.8**  
**PUBLIC SERVICE PERSONNEL CLASSIFIED BY GENDER AND LENGTH OF SERVICE AT RETIREMENT, 2023**

S/N	MDA	<5		05-09		10-14		15-19		20-24		25-29		30-34		>35		TOTAL		GRAND TOTAL
		M	F	M	F	M	F	M	F	M	F	M	F	M	F	M	F	M	F	
1	MINISTRY OF BUDGET & ECONOMIC PLANNING	0	0	0	0	0	0	1	0	0	0	0	0	0	0	0	0	1	0	1
2	MINISTRY OF CHIEFTANCY AFFAIRS.	0	0	0	0	0	0	0	0	0	0	0	0	0	0	0	0	0	0	0
3	MINI. OF WOMEN AFFAIRS, GENDER EMPOWERMENT AND SOCIAL WELFARE	0	0	0	0	0	0	0	0	0	4	0	0	0	0	2	1	2	5	7
4	OFFICE OF THE DEPUTY GOVERNOR.	0	1	0	0	0	1	0	0	0	0	0	0	0	0	0	1	0	3	3
5	MINISTRY OF AGRICULTURE & NATURAL RESOURCES	1	0	0	0	1	0	0	0	1	0	0	1	0	0	4	0	7	1	8
6	EKITI STATE BOUNDARY COMMISSION	0	0	0	0	0	0	0	0	0	0	0	0	0	0	0	0	0	0	0
7	MINISTRY OF COMMERCE, INDUSTRIES & COOPERATIVES	0	0	1	0	0	0	1	0	0	0	0	0	3	0	0	0	5	0	5
8	BUREAU OF TOURISM, ART AND CULTURE	0	0	0	0	0	0	0	0	0	0	0	0	0	0	0	0	0	0	0
9	MINISTRY OF EDUCATION, SCIENCE & TECHNOLOGY	0	0	0	0	0	0	0	0	1	0	2	2	1	0	8	5	12	7	19
10	MINISTRY OF FINANCE	0	0	0	0	0	0	0	0	0	0	0	0	0	0	1	0	1	0	1
11	MINISTRY OF HEALTH	0	0	0	0	0	0	0	0	0	0	0	0	0	0	1	1	1	1	2
12	MINISTRY OF JUSTICE	4	2	0	1	0	0	4	1	0	0	0	0	1	0	0	0	9	4	13
13	MINISTRY OF WORKS AND TRANSPORT	0	0	9	0	0	0	5	0	0	0	0	0	0	0	0	0	14	0	14
14	MINISTRY OF LANDS, HOUSING AND URBAN DEVELOPMENT	0	0	0	0	0	0	0	0	0	0	0	0	0	0	0	0	0	0	0
15	CIVIL SERVICE COMMISSION	0	0	0	0	0	0	0	1	0	0	0	0	0	0	0	0	0	1	1
16	MINISTRY OF YOUTH DEVELOPMENT	0	0	0	0	0	0	0	0	0	0	0	0	0	0	0	0	0	0	0
17	MIN OF INFORMATION	0	0	0	1	1	0	1	1	0	0	2	1	3	0	0	0	7	3	10
18	STATE AUDITOR-GENERAL OFFICE	0	0	0	0	0	0	0	0	0	0	0	0	1	0	0	0	1	0	1
19	MINISTRY OF ENVIRONMENT	0	0	0	0	0	0	0	0	0	0	0	0	0	0	0	1	0	1	1
20	JUDICIAL SERVICE COMMISSION	0	0	0	0	0	0	0	0	0	0	0	0	0	0	0	0	0	0	0
21	THE JUDICIARY ( HIGH COURT)	15	1	4	1	2	3	2	0	4	2	2	0	1	1	2	2	32	10	42

**TABLE 3.8**  
**PUBLIC SERVICE PERSONNEL CLASSIFIED BY GENDER AND LENGTH OF SERVICE AT RETIREMENT, 2023**

S/N	MDA	<5		05-09		10-14		15-19		20-24		25-29		30-34		>35		TOTAL		GRAND TOTAL	
		M	F	M	F	M	F	M	F	M	F	M	F	M	F	M	F	M	F		
22	STATE INDEPENDENT ELECTORAL COMMISSION	0	0	0	0	0	0	0	0	0	0	0	0	0	0	0	0	0	0	0	
23	LOCAL GOVERNMENT SERVICE COMMISSION	0	0	0	0	0	0	0	0	0	0	0	0	0	0	0	0	0	0	0	0
24	CABINET & SPECIAL SERVICES DEPARTMENT	0	0	0	0	0	0	0	0	0	0	0	0	0	0	0	0	0	0	0	0
25	(OFFICE OF THE HEAD OF SERVICE)	0	0	0	0	0	0	0	0	0	0	0	0	0	0	0	0	0	0	0	0
26	OFFICE OF THE SURVEYOR GENERAL	0	1	0	0	0	0	1	0	0	0	0	0	0	0	0	0	0	1	1	2
27	OFFICE OF THE AUDITOR-GENERAL FOR LOCAL GOVERNMENT	0	0	0	0	0	0	0	3	0	0	0	0	0	0	0	0	0	0	3	3
28	TEACHING SERVICE COMMISSION	3	8	1	2	5	2	2	4	7	4	4	3	25	32	8	6	55	61	116	
29	GENERAL ADMIN DEPT	1	0	0	0	0	0	0	0	0	0	0	0	0	0	0	0	1	0	1	
30	OFFICE OF ESTABLISHMENTS AND TRAINING	0	0	0	0	0	0	0	0	0	0	0	0	0	0	0	0	0	0	0	0
31	EKITI STATE LIAISON OFFICE LAGOS	0	0	0	0	0	0	0	0	0	0	0	0	0	0	0	0	0	0	0	0
32	EKITI STATE LIAISON OFFICE ABUJA	0	0	0	0	0	0	0	0	0	0	0	0	0	0	0	0	0	0	0	0
33	EKITI STATE HOUSE OF ASSEMBLY	0	0	0	0	1	1	0	1	0	0	0	0	0	0	0	0	1	2	3	
34	EKITI STATE AGRIC DEVELOPMENT PROGRAMME	0	0	0	0	0	0	0	0	0	0	0	0	0	0	0	0	0	0	0	0
35	POLITICAL & ECONOMIC AFFAIRS DEPT.(OFFICE OF THE GOV)	0	0	0	0	0	0	0	0	0	0	0	0	0	0	0	0	0	0	0	0
37	EKITI STATE PENSION COMMISSION	0	0	0	0	0	0	0	0	0	0	0	0	0	0	0	0	0	0	0	0
38	FISCAL RESPONSIBILITY COMMISSION	0	0	0	0	0	0	0	0	0	0	0	0	0	0	0	0	0	0	0	0
39	JOB CREATION AND EMPLOYMENT AGENCY	0	0	0	0	0	0	0	0	0	0	0	0	0	0	0	0	0	0	0	0
40	RURAL WATER SUPPLY & SANITATION AGENCY	0	0	0	0	0	0	0	0	0	0	0	0	0	0	0	1	0	1	1	
41	MULTIPURPOSE CREDIT AGENCY	0	0	0	0	0	0	0	0	0	0	0	0	0	0	0	0	0	0	0	

**TABLE 3.8**  
**PUBLIC SERVICE PERSONNEL CLASSIFIED BY GENDER AND LENGTH OF SERVICE AT RETIREMENT, 2023**

S/N	MDA	<5		05-09		10-14		15-19		20-24		25-29		30-34		>35		TOTAL		GRAND TOTAL	
		M	F	M	F	M	F	M	F	M	F	M	F	M	F	M	F	M	F		
41	AGENCY FOR ADULT AND NON FORMAL EDUCATION	0	0	0	0	0	0	1	0	0	0	0	0	0	0	0	0	0	1	0	1
42	URBAN RENEWAL AGENCY	0	0	0	0	0	0	0	0	0	0	0	0	0	0	0	0	0	0	0	0
43	STATE ENVIRONMENT PROTECTION AGENCY	0	0	0	0	0	0	0	0	0	0	0	0	0	0	0	0	0	0	0	0
44	EKITI STATE EMMERGENCY MANAGEMENT AGENCY	0	0	0	0	0	0	0	0	0	0	0	0	0	0	0	0	0	0	0	0
45	EKITI STATE AIDS CONTROL AGENCY	0	0	0	0	0	0	0	0	0	0	0	0	0	0	0	0	0	0	0	0
46	EKITI STATE SPORT COUNCIL	0	0	0	0	0	0	0	0	0	0	0	0	2	1	0	0	2	1	3	
47	MINISTRY OF PUBLIC UTILITIES	0	0	0	0	0	0	0	0	0	0	0	0	0	0	0	0	0	0	0	0
48	PRIMARY HEALTH CARE DEVELOPMENT AGENCY	0	0	0	0	0	0	1	3	0	5	0	0	0	0	56	157	57	165	222	
49	BUREAU OF STATISTICS	0	0	0	0	0	0	0	0	0	0	0	0	0	0	1	0	1	0	1	
50	CENTRAL MEDICAL STORES	0	0	0	0	0	0	0	1	0	0	0	0	0	0	0	0	0	0	1	1
51	FOUNTAIN AGRIC MARKETING AGENCY	0	0	0	0	0	0	0	0	0	0	0	0	1	0	0	0	1	0	1	
52	BROADCASTING SERVICE OF EKITI STATE	0	0	0	0	1	0	2	1	1	0	2	0	0	0	0	1	6	2	8	
53	EKCSDA	0	0	0	0	0	0	0	0	0	0	0	0	0	0	0	0	0	0	0	0
54	BUREAU OF PRODUCTIVITY	0	0	0	0	0	0	0	0	0	0	0	0	0	0	0	0	0	0	0	0
55	EKITI STATE WASTE MANAGEMENT BOARD	0	0	0	0	0	0	0	0	0	0	0	0	0	1	0	0	0	1	1	
56	EKITI STATE ENTERPRISE DEVELOPMENT AGENCY	0	0	0	0	0	0	0	0	0	0	0	0	0	0	0	0	0	0	0	0
57	BUREAU OF PUBLIC PROCUREMENT	1	0	0	0	0	0	0	1	0	0	0	0	0	0	0	0	1	1	2	
58	EKITI STATE UNIVERSITY TEACHING HOSPITAL	14	7	4	7	3	7	0	1	1	0	3	4	0	0	0	0	25	26	51	
59	EKITI STATE MUSLIM PILGRIMS WELFARE BOARD	0	0	0	0	0	0	0	0	0	0	0	0	0	0	0	1	0	1	1	
60	EKITI SCHOLARSHIP BOARD	0	0	0	0	0	0	0	0	0	0	0	0	0	0	0	0	0	0	0	0

**TABLE 3.8**  
**PUBLIC SERVICE PERSONNEL CLASSIFIED BY GENDER AND LENGTH OF SERVICE AT RETIREMENT, 2023**

S/N	MDA	<5		05-09		10-14		15-19		20-24		25-29		30-34		>35		TOTAL		GRAND TOTAL
		M	F	M	F	M	F	M	F	M	F	M	F	M	F	M	F	M	F	
61	BOARD OF TECHNICAL AND VOCATION EDUCATION	6	2	0	0	0	0	0	0	0	0	0	0	0	0	0	0	6	2	8
62	INTERNAL REVENUE SERVICES	0	0	0	0	0	0	0	0	0	0	0	0	2	1	0	0	2	1	3
63	HOSPITAL MANAGEMENT BOARD	9	13	7	5	2	8	4	4	2	0	0	0	0	0	0	0	24	30	54
64	EKITI STATE LIBRARY BOARD	0	0	0	0	0	0	0	0	0	0	0	0	0	0	0	0	0	0	0
65	EKITI STATE ELECTRICITY BOARD	0	0	0	0	0	0	0	0	1	0	0	0	0	0	3	1	4	1	5
66	EKITI STATE HOUSING CORPORATION	0	0	0	0	0	0	0	0	0	0	2	0	0	0	0	0	2	0	2
67	EKITI STATE WATER CORPORATION	0	0	0	0	0	0	0	0	0	0	0	0	0	0	0	1	0	1	1
68	STATE UNIVERSALBASIC EDUCATION BOARD	1	4	0	2	3	7	4	14	3	11	7	15	41	90	27	30	86	173	259
69	EKITI STATE CHRISTIAN PILGRIMS WELFARE BOARD	0	0	0	0	0	0	0	0	0	0	0	0	0	0	1	0	1	0	1
70	EKITI STATE EDUCATION TRUST FUND	0	0	0	0	0	0	0	0	0	0	0	0	0	0	0	1	0	1	1
71	EKITI STATE COLLEGE OF EDUCATION, IKERE EKITI	0	0	0	0	6	12	0	0	1	0	0	3	0	0	0	0	7	15	22
72	EKITI STATE UNIVERSITY																			
73	FOREST COMMISSION	0	0	0	0	0	0	1	0	0	0	0	0	0	0	0	0	1	0	1
74	DEPT OF POLITICAL&INTERGOVERNMENTAL	0	0	0	0	0	0	0	0	0	0	0	0	0	0	0	0	0	0	0
75	OFFICE OF THE ACCOUNTANT GENERAL	0	0	0	0	0	0	0	0	0	0	1	0	0	0	0	0	1	0	1
76	BUREAU OF RURAL & COMM DEV.	0	0	0	0	0	0	0	0	0	0	0	0	0	0	0	1	0	1	1
77	BOUESTI	0	0	0	0	0	0	5	2	14	8	10	0	3	12	0	0	32	22	54
78	FIRE SERVICES	0	0	0	0	0	0	0	0	0	0	0	0	0	0	1	0	1	0	1
79	OFFICE OF DISABILITY AFFAIRS	0	0	0	0	0	0	0	0	0	0	0	0	1	0	0	0	1	0	1

**TABLE 3.8**  
**PUBLIC SERVICE PERSONNEL CLASSIFIED BY GENDER AND LENGTH OF SERVICE AT RETIREMENT, 2023**

S/N	MDA	<5		05-09		10-14		15-19		20-24		25-29		30-34		>35		TOTAL		GRAND TOTAL
		M	F	M	F	M	F	M	F	M	F	M	F	M	F	M	F	M	F	
81	DIRECTORATE OF FERMS SETTLEMENT AND PEASANT FARMERS	0	0	0	0	0	0	0	0	0	0	0	0	0	0	0	0	0	0	0
82	EKITI STATE LOCAL GOVT STAFF LOANS BOARD	0	0	0	0	0	0	0	0	0	0	0	0	0	0	0	2	0	2	2
83	MINISTRY OF YOUTH&SPORT	0	0	0	0	0	0	0	0	0	0	0	0	0	0	0	0	0	0	0
84	PITAD	0	0	0	0	0	0	0	0	0	0	0	0	0	0	0	0	0	0	0
85	EKSTMA	0	0	0	0	0	0	0	0	0	0	0	0	0	0	0	0	0	0	0
86	GOVT. HOUSE& PROTOCOL	0	0	0	0	1	0	1	0	0	0	0	0	2	2	2	2	6	4	10
87	AUDIT SERVICE COMM	0	0	0	0	0	0	0	0	0	0	0	0	0	0	0	0	0	0	0
88	OFFICE OF SSG	0	0	0	0	0	0	0	0	0	0	0	0	0	0	0	0	0	0	0
89	EKITI STATE HOUSE OF ASSEMBLY COMMISSION	0	0	0	0	1	1	0	0	0	0	0	0	0	0	0	0	1	1	2
90	SIGNAGE & ADVERTISEMENT	0	0	0	0	0	0	0	0	0	0	0	0	0	0	0	0	0	0	0
91	MINERAL RESOURCES DEV. AGENCY	0	0	0	0	0	0	0	0	0	0	0	0	0	0	0	0	0	0	0
92	CENTRAL INTERNAL AUDIT	0	0	0	0	0	0	0	0	0	0	0	0	0	0	0	0	0	0	0
93	BUREAU OF ICT	0	0	0	0	0	0	0	0	0	0	0	0	0	0	0	0	0	0	0
94	OFFICE OF CAPACITY DEV&REFORM	0	0	0	0	0	0	0	0	0	0	0	0	0	0	0	0	0	0	0
95	PARASTATAL AFF DEPT	0	0	0	0	0	0	0	0	0	0	0	0	0	0	0	1	0	1	1
96	OFFICE OF TRANSFORMATION, STRATEGY& DELIVERY	0	0	0	0	0	0	0	0	0	0	0	0	0	0	0	0	0	0	0
97	REGIONAL DEV, & SPECIAL SERVICES	0	0	0	0	0	0	0	0	0	0	0	0	0	0	0	0	0	0	0
98	SOCIAL INVESTMENT COORDINATING OFFICE	0	0	0	0	0	0	0	0	0	0	0	0	0	0	0	0	0	0	0
99	EKITI HEALTH ISURANCE SCHEME	0	0	0	0	0	0	0	0	0	0	0	0	0	0	0	0	0	0	0
100	LG PITAD	0	0	0	0	1	0	0	0	0	0	0	0	0	0	0	2	1	2	3
101	MIN OF TRANSPORT	0	0	0	0	0	0	0	0	0	0	0	0	0	1	0	1	0	1	1
	<b>TOTAL</b>	<b>55</b>	<b>39</b>	<b>26</b>	<b>19</b>	<b>27</b>	<b>42</b>	<b>36</b>	<b>38</b>	<b>36</b>	<b>34</b>	<b>35</b>	<b>29</b>	<b>87</b>	<b>140</b>	<b>117</b>	<b>215</b>	<b>419</b>	<b>556</b>	<b>975</b>

**TABLE 3.9**

**PUBLIC SERVICE PERSONNEL CLASSIFIED BY GENDER AND REASON FOR LEAVING THE SERVICE, 2023**

S/N	MDA	VOLUNTRTY RETIREMENT		COMPULSORY RETIREMENT		RESIGNATION		TERMINATION		DISMISSAL		DEATH		OTHERS		TOTAL		GRAND TOTAL
		M	F	M	F	M	F	M	F	M	F	M	F	M	F	M	F	
1	MINISTRY OF BUDGET & ECONOMIC PLANNING	0	0	1	0	0	0	0	0	0	0	0	0	0	0	1	0	1
2	MINISTRY OF CHIEFTANCY AFFAIRS	0	0	0	0	0	0	0	0	0	0	0	0	0	0	0	0	0
3	MINI. OF WOMEN AFFAIRS, GENDER EMPOWERMENT AND SOCIAL WELFARE	2	1	0	1	0	0	0	0	0	0	0	3	0	0	2	5	7
4	OFFICE OF THE DEPUTY GOVERNOR.	0	1	0	1	0	0	0	0	0	0	0	1	0	0	0	3	3
5	MINISTRY OF AGRICULTURE & NATURAL RESOURCES	1	0	5	1	1	0	0	0	0	0	0	0	0	0	0	7	1
6	EKITI STATE BOUNDARY COMMISSION	0	0	0	0	0	0	0	0	0	0	0	0	0	0	0	0	0
7	MINISTRY OF COMMERCE, INDUSTRIES & COOPERATIVES	4	0	0	0	1	0	0	0	0	0	0	0	0	0	5	0	5
8	BUREAU OF TOURISM, ART AND CULTURE	0	0	0	0	0	0	0	0	0	0	0	0	0	0	0	0	0
9	MINISTRY OF EDUCATION, SCIENCE & TECHNOLOGY	12	7	0	0	0	0	0	0	0	0	0	0	0	0	12	7	19
10	MINISTRY OF FINANCE	1	0	0	0	0	0	0	0	0	0	0	0	0	0	1	0	1
11	MINISTRY OF HEALTH	1	1	0	0	0	0	0	0	0	0	0	0	0	0	1	1	2
12	MINISTRY OF JUSTICE	4	2	0	0	5	2	0	0	0	0	0	0	0	0	9	4	13
13	MINISTRY OF WORKS AND TRANSPORT	0	0	9	0	0	0	5	0	0	0	0	0	0	0	14	0	14
14	MINISTRY OF LANDS, HOUSING AND URBAN DEVELOPMENT	0	0	0	0	0	0	0	0	0	0	0	0	0	0	0	0	0
15	CIVIL SERVICE COMMISSION	0	1	0	0	0	0	0	0	0	0	0	0	0	0	0	1	1
16	MINISTRY OF YOUTH DEVELOPMENT	0	0	0	0	0	0	0	0	0	0	0	0	0	0	0	0	0
17	MIN OF INFORMATION	4	0	0	0	1	2	0	0	0	0	0	0	2	1	7	3	10
18	STATE AUDITOR-GENERAL OFFICE	1	0	0	0	0	0	0	0	0	0	0	0	0	0	1	0	1
19	MINISTRY OF ENVIRONMENT	0	1	0	0	0	0	0	0	0	0	0	0	0	0	0	1	1
20	JUDICIAL SERVICE COMMISSION	0	0	0	0	0	0	0	0	0	0	0	0	0	0	0	0	0
21	THE JUDICIARY ( HIGH COURT)	9	4	0	0	10	6	10	0	0	0	3	0	0	0	32	10	42

**TABLE 3.9 (CONT.)**

**PUBLIC SERVICE PERSONNEL CLASSIFIED BY GENDER AND REASON FOR LEAVING THE SERVICE, 2023**

S/N	MDA	VOLUNTRY RETIREMENT		COMPULSORY RETIREMENT		RESIGNATION		TERMINATION		DISMISSAL		DEATH		OTHERS		TOTAL		GRAND TOTAL
		M	F	M	F	M	F	M	F	M	F	M	F	M	F	M	F	
22	STATE INDEPENDENT ELECTORAL COMMISSION	0	0	0	0	0	0	0	0	0	0	0	0	0	0	0	0	0
23	LOCAL GOVERNMENT SERVICE COMMISSION	0	0	0	0	0	0	0	0	0	0	0	0	0	0	0	0	0
24	CABINET & SPECIAL SERVICES DEPARTMENT	0	0	0	0	0	0	0	0	0	0	0	0	0	0	0	0	0
25	(OFFICE OF THE HEAD OF SERVICE)	1	0	0	0	0	0	0	0	0	0	0	0	0	0	0	0	0
26	OFFICE OF THE SURVEYOR GENERAL	0	1	0	0	1	0	0	0	0	0	0	0	0	0	1	1	2
27	OFFICE OF THE AUDITOR-GENERAL FOR LOCAL GOVERNMENT	0	3	0	0	0	0	0	0	0	0	0	0	0	0	0	3	3
28	TEACHING SERVICE COMMISSION	36	25	11	21	1	6	0	0	0	0	6	9	1	0	55	61	116
29	OFFICE OF THE CHIEF OF STAFF																	
30	GENERAL ADMIN DEPT.(OFFICE OF THE GOVERNOR)	1	1	0	0	0	0	0	0	0	0	0	0	0	0	1	1	2
31	OFFICE OF ESTABLISHMENTS AND TRAINING	0	0	0	0	0	0	0	0	0	0	0	0	0	0	0	0	0
32	EKITI STATE LIAISON OFFICE LAGOS	0	0	0	0	0	0	0	0	0	0	0	0	0	0	0	0	0
33	EKITI STATE LIAISON OFFICE ABUJA	0	0	0	0	0	0	0	0	0	0	0	0	0	0	0	0	0
34	EKITI STATE HOUSE OF ASSEMBLY	0	0	0	0	0	2	0	0	0	0	1	0	0	0	1	2	3
35	EKITI STATE AGRIC DEVELOPMENT PROGRAMME	0	0	0	0	0	0	0	0	0	0	0	0	0	0	0	0	0
36	POLITICAL & ECONOMIC AFFAIRS DEPT.(OFFICE OF THE GOV)	0	0	0	0	0	0	0	0	0	0	0	0	0	0	0	0	0
37	EKITI STATE PENSION COMMISSION	0	0	0	0	0	0	0	0	0	0	0	0	0	0	0	0	0
38	FISCAL RESPONSIBILITY COMMISSION	0	0	0	0	0	0	0	0	0	0	0	0	0	0	0	0	0
39	JOB CREATION AND EMPLOYMENT AGENCY	0	0	0	0	0	0	0	0	0	0	0	0	0	0	0	0	0
40	RURAL WATER SUPPLY & SANITATION AGENCY	0	1	0	0	0	0	0	0	0	0	0	0	0	0	0	1	1
41	MULTIPURPOSE CREDIT AGENCY	0	0	0	0	0	0	0	0	0	0	0	0	0	0	0	0	0

**TABLE 3.9 (CONT.)**  
**PUBLIC SERVICE PERSONNEL CLASSIFIED BY GENDER AND REASON FOR LEAVING THE SERVICE, 2023**

S/N	MDA	VOLUNTRY RETIREMENT		COMPULSORY RETIREMENT		RESIGNATION		TERMINATION		DISMISSAL		DEATH		OTHERS		TOTAL		GRAND TOTAL
		M	F	M	F	M	F	M	F	M	F	M	F	M	F	M	F	
42	AGENCY FOR ADULT AND NON FORMAL EDUCATION	1	0	0	0	0	0	0	0	0	0	0	0	0	0	1	0	1
43	URBAN RENEWAL AGENCY	0	0	0	0	0	0	0	0	0	0	0	0	0	0	0	0	0
44	STATE ENVIRONMENT PROTECTION AGENCY	0	0	0	0	0	0	0	0	0	0	0	0	0	0	0	0	0
45	EKITI STATE EMERGENCY MANAGEMENT AGENCY	0	0	0	0	0	0	0	0	0	0	0	0	0	0	0	0	0
46	EKITI STATE AIDS CONTROL AGENCY	0	0	0	0	0	0	0	0	0	0	0	0	0	0	0	0	0
47	EKITI STATE SPORT COUNCIL	2	1	0	0	0	0	0	0	0	0	0	0	0	0	2	1	3
48	MINISTRY OF PUBLIC UTILITIES	0	0	0	0	0	0	0	0	0	0	0	0	0	0	0	0	0
49	PRIMARY HEALTH CARE DEVELOPMENT AGENCY	0	1	56	157	1	2	0	0	0	0	0	5	0	0	57	165	222
50	BUREAU OF STATISTICS	0	0	0	0	0	0	0	0	0	0	0	0	0	0	0	0	0
51	CENTRAL MEDICAL STORES	0	0	0	0	0	0	0	0	0	0	0	1	0	0	0	1	1
52	FOUNTAIN AGRIC MARKETING AGENCY	0	0	0	0	0	0	0	0	0	0	0	0	0	0	0	0	0
53	BROADCASTING SERVICE OF EKITI STATE	5	2	0	0	0	0	0	0	0	0	1	0	0	0	6	2	8
54	EKCSDA	0	0	0	0	0	0	0	0	0	0	0	0	0	0	0	0	0
55	BUREAU OF PRODUCTIVITY	0	0	0	0	0	0	0	0	0	0	0	0	0	0	0	0	0
56	EKITI STATE WASTE MANAGEMENT BOARD	0	1	0	0	0	0	0	0	0	0	0	0	0	0	0	1	1
57	EKITI STATE ENTERPRISE DEVELOPMENT AGENCY	0	0	0	0	0	0	0	0	0	0	0	0	0	0	0	0	0
58	BUREAU OF PUBLIC PROCUREMENT	1	0	0	0	0	1	0	0	0	0	0	0	0	0	0	1	1
59	EKITI STATE UNIVERSITY TEACHING HOSPITAL	4	7	0	0	19	16	1	2	1	1	0	0	0	0	25	26	51
60	EKITI STATE MUSLIM PILGRIMS WELFARE BOARD	0	1	0	0	0	0	0	0	0	0	0	0	0	0	0	1	1
61	EKITI SCHOLARSHIP BOARD	0	0	0	0	0	0	0	0	0	0	0	0	0	0	0	0	0



**TABLE 3.9 (CONT.)**  
**PUBLIC SERVICE PERSONNEL CLASSIFIED BY GENDER AND REASON FOR LEAVING THE SERVICE, 2023**

S/N	MDA	VOLUNTRTY RETIREMENT		COMPULSORY RETIREMENT		RESIGNATION		TERMINATION		DISMISSAL		DEATH		OTHERS		TOTAL		GRAND TOTAL
		M	F	M	F	M	F	M	F	M	F	M	F	M	F	M	F	
62	BOARD OF TECHNICAL AND VOCATION EDUCATION	0	0	0	0	6	2	0	0	0	0	0	0	0	0	6	2	8
63	INTERNAL REVENUE SERVICES	1	1	0	0	0	0	0	0	0	0	1	0	0	0	2	1	3
64	HOSPITAL MANAGEMENT BOARD	4	10	12	17	3	0	0	0	0	0	5	3	0	0	24	30	54
65	EKITI STATE LIBRARY BOARD	0	0	0		0	0	0	0	0	0	0	0	0	0	0	0	0
66	EKITI STATE ELECTRICITY BOARD	3	1	0	0	0	0	0	0	0	0	1	0	0	0	5	1	5
67	EKITI STATE HOUSING CORPORATION	2	0	0	0	0	0	0	0	0	0	0	0	0	0	2	0	2
68	EKITI STATE WATER CORPORATION	0	0	0	0	0	0	0	0	0	0	0	0	0	0	0	0	0
69	STATE UNIVERSALBASIC EDUCATION BOARD	25	53	49	111	1	1	0	0	0	0	11	8	0	0	86	173	259
70	EKITI STATE CHRISTIAN PILGRIMS WELFARE BOARD	1	0	0	0	0	0	0	0	0	0	0	0	0	0	1	0	1
71	EKITI STATE EDUCATION TRUST FUND	0	0	0	1	0	0	0	0	0	0	0	0	0	0	0	1	1
72	EKITI STATE COLLEGE OF EDUCATION, IKERE EKITI	0	1	0	0	7	14	0	0	0	0	0	0	0	0	7	15	22
73	EKITI STATE UNIVERSITY																	
74	FOREST COMMISSION	1	0	0	0	0		0	0	0	0	0	0	0	0	1	0	1
75	DEPT OF POLITICAL&INTERGOVERMENTAL	0	0	0	0	0	0	0	0	0	0	0	0	0	0	0	0	0
76	OFFICE OF THE ACCOUNTANT GENERAL	0	1	0	0	0	0	0	0	0	0	0	0	0	0	0	1	1
77	BUREAU OF RURAL & COMM DEV.	0	0	0	0	0	0	0	0	0	0	0	0	0	0	0	0	0
78	BOUESTI	29	18	0	0	1	3	0	0	0	0	2	1	0	0	32	22	54
79	FIRE SERVICES	1	0	0	0	0	0	0	0	0	0	0	0	0	0	1	0	1
80	OFFICE OF DISABILITY AFFAIRS	1	0	0	0	0	0	0	0	0	0	0	0	0	0	1	0	1

**TABLE 3.9 (CONT.)**

**PUBLIC SERVICE PERSONNEL CLASSIFIED BY GENDER AND REASON FOR LEAVING THE SERVICE, 2023**

S/N	MDA	VOLUNTRY RETIREMENT		COMPULSORY RETIREMENT		RESIGNATION		TERMINATION		DISMISSAL		DEATH		OTHERS		TOTAL		GRAND TOTAL
		M	F	M	F	M	F	M	F	M	F	M	F	M	F	M	F	
81	DIRECTORATE OF FERMS SETTLEMENT AND PEASANT FARMERS	0	0	0	0	0	0	0	0	0	0	0	0	0	0	0	0	0
82	EKITI STATE LOCAL GOVT STAFF LOANS BOARD	0	2	0	0	0	0	0	0	0	0	0	0	0	0	0	2	2
83	MINISTRY OF YOUTH & SPORT	0	0	0	0	0	0	0	0	0	0	0	0	0	0	0	0	0
84	PITAD	0	0	0	0	0	0	0	0	0	0	0	0	0	0	0	0	0
85	EKSTMA	0	0	0	0	0	0	0	0	0	0	0	0	0	0	0	0	0
86	GOVT. HOUSE& PROTOCOL	6	4	0	0	0	0	0	0	0	0	0	0	0	0	6	4	10
87	AUDIT SERVICE COMM	0	0	0	0	0	0	0	0	0	0	0	0	0	0	0	0	0
88	OFFICE OF SSG	0	0	0	0	0	0	0	0	0	0	0	0	0	0	0	0	0
89	EKITI STATE HOUSE OF ASSEMBLY COMMISSION	1	1	0	0	0	0	0	0	0	0	0	0	0	0	1	1	2
90	SIGNAGE &ADVERTISMENT	0	0	0	0	0	0	0	0	0	0	0	0	0	0	0	0	0
91	MINERAL RESOURCES DEV. AGENCY	0	0	0	0	0	0	0	0	0	0	0	0	0	0	0	0	0
92	CENTRAL INERNAL AUDIT	0	0	0	0	0	0	0	0	0	0	0	0	0	0	0	0	0
93	BUREAU OF ICT	0	0	0	0	0	0	0	0	0	0	0	0	0	0	0	0	0
94	OFFICE OF CAPACITY DEV&REFORM	0	0	0	0	0	0	0	0	0	0	0	0	0	0	0	0	0
95	PARASTATAL AFF DEPT	0	0	0	0	0	0	0	0	0	0	0	0	0	0	0	0	0
96	OFFICE OF TRANSFORMATION, STRATEGY& DELIVERY	0	0	0	0	0	0	0	0	0	0	0	0	0	0	0	0	0
97	REGIONAL DEV, & SPECIAL SERVICES	0	0	0	0	0	0	0	0	0	0	0	0	0	0	0	0	0
98	SOCIAL INVESTMENT COORDINATING OFFICE	0	0	0	0	0	0	0	0	0	0	0	0	0	0	0	0	0
99	EKITI HEALTH ISURANCE SCHEME	0	0	0	0	0	0	0	0	0	0	0	0	0	0	0	0	0
100	LG PITAD	0	2	0	0	0	0	0	0	0	0	1	0	0	0	1	2	3
101	MIN OF TRANSPORT	1	0	0	0	0	0	0	0			0	0	0	0	1	0	1
	<b>TOTAL</b>	<b>165</b>	<b>154</b>	<b>143</b>	<b>310</b>	<b>58</b>	<b>57</b>	<b>16</b>	<b>2</b>	<b>1</b>	<b>1</b>	<b>31</b>	<b>31</b>	<b>3</b>	<b>1</b>	<b>419</b>	<b>556</b>	<b>975</b>

**TABLE 3.10  
PUBLIC SERVICE PERSONNEL CLASSIFIED BY GENDER AND NATURE OF TRAINING, 2023**

S/N	MDA	IN SERVICE TRAINING (LOCAL)		IN SERVICE TRAINING (INTERNATIONAL)		STUDY LEAVE WITH PAY		STUDY LEAVE WITHOUT PAY		SABBATICAL LEAVE		OTHERS		TOTAL		GRAND TOTAL
		M	F	M	F	M	F	M	F	M	F	M	F	M	F	
1	MINISTRY OF BUDGET & ECONOMIC PLANNING	4	0	0	0	0	4	0	0	0	0	0	0	4	4	8
2	MINISTRY OF CHIEFTANCY AFFAIRS	0	0	0	0	0	0	0	0	0	0	0	0	0	0	0
3	MINI. OF WOMEN AFFAIRS, GENDER EMPOWERMENT AND SOCIAL WELFARE	0	0	0	0	0	2	0	0	0	0	0	0	0	2	2
4	OFFICE OF THE DEPUTY GOVERNOR	0	0	0	0	1	1	0	2	0	0	0	0	1	3	4
5	MINISTRY OF AGRICULTURE & NATURAL RESOURCES	4	2	0	0	6	5	0	0	0	0	0	0	10	7	17
6	EKITI STATE BOUNDARY COMMISSION	0	0	0	0	0	0	0	0	0	0	0	0	0	0	0
7	MINISTRY OF COMMERCE, INDUSTRIES & COOPERATIVES	0	0	0	0	4	6	0	0	0	0	0	0	4	6	10
8	BUREAU OF TOURISM, ART AND CULTURE	0	0	0	0	2	0	0	0	0	0	0	0	2	0	2
9	MINISTRY OF EDUCATION, SCIENCE & TECHNOLOGY	0	0	0	0	10	12	0	0	0	0	0	0	10	12	22
10	MINISTRY OF FINANCE	0	0	0	0	0	1	0	0	0	0	0	0	0	1	1
11	MINISTRY OF HEALTH	0	0	0	0	0	0	0	0	0	0	0	0	0	0	0
12	MINISTRY OF JUSTICE	0	1	1	1	5	9	0	0	0	0	0	0	5	11	17
13	MINISTRY OF WORKS AND TRANSPORT	0	0	0	0	10	4	2	40	0	0	0	0	12	44	56
14	MINISTRY OF LANDS, HOUSING AND URBAN DEVELOPMENT	0	0	0	0	0	0	0	0	0	0	0	0	0	0	0
15	CIVIL SERVICE COMMISSION	0	0	0	0	0	1	0	0	0	0	0	0	0	0	1
16	MINISTRY OF YOUTH DEVELOPMENT	0	0	0	0	0	0	0	0	0	0	0	0	0	0	0
17	MIN OF INFORMATION	0	0	0	0	1	0	0	0	0	0	0	0	1	1	1
18	STATE AUDITOR-GENERAL OFFICE	0	0	0	0	2	3	0	0	0	0	0	0	2	3	5
19	MINISTRY OF ENVIRONMENT	0	0	1	1	3	5	0	0	0	0	0	0	4	6	10
20	JUDICIAL SERVICE COMMISSION	13	14	0	0	0	0	0	0	0	0	0	0	13	14	27
21	THE JUDICIARY ( HIGH COURT)	0	0	0	0	0	2	0	0	0	0	0	0	0	2	2

**TABLE 3.10 (CONT.)**  
**PUBLIC SERVICE PERSONNEL CLASSIFIED BY GENDER AND NATURE OF TRAINING, 2023**

S/N	MDA	IN SERVICE TRAINING (LOCAL)		IN SERVICE TRAINING (INTERNATIONAL)		STUDY LEAVE WITH PAY		STUDY LEAVE WITHOUT PAY		SABBATICAL LEAVE		OTHERS		TOTAL		GRAND TOTAL
		M	F	M	F	M	F	M	F	M	F	M	F	M	F	
22	STATE INDEPENDENT ELECTORAL COMMISSION	0	0	0	0	0	0	0	0	0	0	0	0	0	0	0
23	LOCAL GOVERNMENT SERVICE COMMISSION	0	0	0	0	5	3	0	0	0	0	0	0	5	3	8
24	CABINET & SPECIAL SERVICES DEPARTMENT	0	0	0	0	0	0	0	0	0	0	0	0	0	0	0
25	(OFFICE OF THE HEAD OF SERVICE)	0	0	0	0	0	0	0	0	0	0	0	0	0	0	0
26	OFFICE OF THE SURVEYOR GENERAL	0	0	0	3	0	0	0	0	0	0	0	0	0	3	3
27	OFFICE OF THE AUDITOR-GENERAL FOR LOCAL GOVERNMENT	16	19	0	0	4	1	0	0	0	0	0	0	20	20	40
28	TEACHING SERVICE COMMISSION	75	90	1	7	7	10	3	3	0	0	0	0	86	110	196
29	GENERAL ADMIN DEPT.(OFFICE OF THE GOVERNOR)	0	0	0	0	1	3	0	0	0	0	0	0	1	3	4
30	OFFICE OF ESTABLISHMENTS AND TRAINING	0	0	0	0	0	0	0	0	0	0	0	0	0	0	0
31	EKITI STATE LIAISON OFFICE LAGOS	0	0	0	0	2	2	0	0	0	0	0	0	2	2	4
32	EKITI STATE LIAISON OFFICE ABUJA	0	0	0	0	0	0	0	0	0	0	0	0	0	0	0
33	EKITI STATE HOUSE OF ASSEMBLY	0	0	0	0	2	4	0	0	0	0	0	0	2	4	6
34	EKITI STATE AGRIC DEVELOPMENT PROGRAMME	0	0	0	0	0	0	0	0	0	0	0	0	0	0	0
35	POLITICAL & ECONOMIC AFFAIRS DEPT.(OFFICE OF THE GOV)	0	0	0	0	0	0	1	0	0	0	0	0	1	0	1
36	EKITI STATE PENSION COMMISSION	0	0	0	0	0	0	0	0	0	0	0	0	0	0	0
37	FISCAL RESPONSIBILITY COMMISSION	0	0	0	0	0	1	0	0	0	0	0	0	0	1	1
38	JOB CREATION AND EMPLOYMENT AGENCY	0	0	0	0	0	0	0	0	0	0	0	0	0	0	0
39	RURAL WATER SUPPLY & SANITATION AGENCY	0	0	0	0	0	0	0	0	0	0	0	0	0	0	0
40	MULTIPURPOSE CREDIT AGENCY	0	0	0	0	0	0	0	0	0	0	0	0	0	0	0

**TABLE 3.10 (CONT.)**  
**PUBLIC SERVICE PERSONNEL CLASSIFIED BY GENDER AND NATURE OF TRAINING, 2023**

S/N	MDA	IN SERVICE TRAINING (LOCAL)		IN SERVICE TRAINING (INTERNATIONAL)		STUDY LEAVE WITH PAY		STUDY LEAVE WITHOUT PAY		SABBATICAL LEAVE		OTHERS		TOTAL		GRAND TOTAL
		M	F	M	F	M	F	M	F	M	F	M	F	M	F	
41	AGENCY FOR ADULT AND NON FORMAL EDUCATION	0	6	0	0	0	0	0	0	0	0	0	0	0	6	6
42	URBAN RENEWAL AGENCY	0	0	0	0	0	0	0	0	0	0	0	0	0	0	0
43	STATE ENVIRONMENT PROTECTION AGENCY	0	0	0	0	0	0	0	0	0	0	0	0	0	0	0
44	EKITI STATE EMMERGENCY MANAGEMENT AGENCY	0	0	0	0	0	0	0	0	0	0	0	0	0	0	0
45	EKITI STATE AIDS CONTROL AGENCY	0	0	0	0	0	0	0	0	0	0	0	0	0	0	0
46	EKITI STATE SPORT COUNCIL	60	29	0	0	0	0	0	0	0	0	0	0	60	29	89
47	MINISTRY OF PUBLIC UTILITIES	8	18	0	0	0	0	0	0	0	0	0	0	8	18	26
48	PRIMARY HEALTH CARE DEVELOPMENT AGENCY	0	0	2	0	14	21	0	0	0	0	0	0	16	21	37
49	BUREAU OF STATISTICS	6	12	0	0	2	2	0	0	0	0	0	0	8	14	22
50	CENTRAL MEDICAL STORES	0	0	0	0	0	0	0	0	0	0	0	0	0	0	0
51	FOUNTAIN AGRIC MARKETING AGENCY	0	0	0	0	0	0	0	0	0	0	0	0	0	0	0
52	BROADCASTING SERVICE OF EKITI STATE	0	0	0	0	0	0	0	0	0	0	0	0	0	0	0
53	EKCSDA	0	0	0	0	0	0	0	0	0	0	0	0	0	0	0
54	BUREAU OF PRODUCTIVITY	1	1	0	0	0	0	0	0	0	0	0	0	1	1	2
55	EKITI STATE WASTE MANAGEMENT BOARD	0	0	0	0	2	1	0	0	0	0	0	0	2	1	3
56	EKITI STATE ENTERPRISE DEVELOPMENT AGENCY	0	0	0	0	0	0	0	0	0	0	0	0	0	0	0
57	BUREAU OF PUBLIC PROCUREMENT	0	0	0	0	0	2	0	0	0	0	0	0	0	2	2
58	EKITI STATE UNIVERSITY TEACHING HOSPITAL	0	0	0	0	3	2	5	1	3	1	0	0	11	4	15
59	EKITI STATE MUSLIM PILGRIMS WELFARE BOARD	0	1	0	0	1	0	0	0	0	0	0	0	1	1	2
60	EKITI SCHOLARSHIP BOARD	0	0	0	0	0	0	0	0	0	0	0	0	0	0	0

S/N	MDA	IN SERVICE TRAINING (LOCAL)		IN SERVICE TRAINING (INTERNATIONAL)		STUDY LEAVE WITH PAY		STUDY LEAVE WITHOUT PAY		SABBATICAL LEAVE		OTHERS		TOTAL		GRAND TOTAL
		M	F	M	F	M	F	M	F	M	F	M	F	M	F	
61	BOARD OF TECHNICAL AND VOCATION EDUCATION	0	0	0	0	1	2	0	0	0	0	0	0	1	2	3
62	INTERNAL REVENUE SERVICES	0	0	0	0	2	3	0	0	0	0	0	0	2	3	5
63	HOSPITAL MANAGEMENT BOARD	4	29	1	0	15	48	2	0	0	0	0	0	22	77	99
64	EKITI STATE LIBRARY BOARD	0	0	0	0	0	0	0	0	0	0	0	0	0	0	0
65	EKITI STATE ELECTRICITY BOARD	0	0	0	0	0	0	0	0	0	0	0	0	0	0	0
66	EKITI STATE HOUSING CORPORATION	0	0	0	0	0	0	0	0	0	0	0	0	0	0	0
67	EKITI STATE WATER CORPORATION	1	0	0	0	0	0	0	0	0	0	0	0	1	0	1
68	STATE UNIVERSALBASIC EDUCATION BOARD	286	1,019	69	101	2	17	31	72	0	0	0	0	388	1,209	1,597
69	EKITI STATE CHRISTIAN PILGRIMS WELFARE BOARD	0	0	0	0	0	0	0	0	0	0	0	0	0	0	0
70	EKITI STATE EDUCATION TRUST FUND	0	0	0	0	1	0	0	0	0	0	0	0	1	0	1
71	BOUESTI	0	0	0	0	47	52	0	0	0	1	0	0	47	53	100
72	EKITI STATE UNIVERSITY															
73	FORESTRY COMMISSION	1	0	0	0	1	0	0	0	0	0	0	0	2	0	2
74	DEPT OF POLITICAL&INTERGOVERNMENTAL	0	0	0	0	0	0	0	0	0	0	0	0	0	0	0
75	OFFICE OF THE ACCOUNTANT GENERAL	0	0	0	0	0	0	13	1	0	0	0	0	13	1	14
76	BUREAU OF RURAL & COMM DEV.	0	0	0	0	0	0	0	0	0	0	0	0	0	0	0
77	COLLEGE OF HEALTH, SCIENCE& TECHNOLOGY. IJERO EKITI	0	0	0	0	0	0	0	0	0	0	0	0	0	0	0
78	FIRE SERVICES	0	0	0	0	1	3	0	0	0	0	0	0	1	3	4
79	OFFICE OF DISABILITY AFFAIRS		0	0	0	1	4	0	0	0	0	0	0	1	4	5

**TABLE 3.10 (CONT.)**  
**PUBLIC SERVICE PERSONNEL CLASSIFIED BY GENDER AND NATURE OF TRAINING, 2023**

<b>81</b>	DIRECTORATE OF FERMS SETTLEMENT AND PEASANT FARMERS	0	0	0	0	0	0	0	0	0	0	0	0	0	0	0
82	EKITI STATE LOCAL GOVT STAFF LOANS BOARD	0	0	2	3	0	0	0	0	0	0	0	0	2	3	5
<b>83</b>	MINISTRY OF YOUTH & SPORT	0	0	0	0	0	0	0	0	0	0	0	0	0	0	0
84	PITAD	0	0	0	0	0	0	0	0	0	0	0	0	0	0	0
<b>85</b>	EKSTMA	0	0	0	0	1	0	0	0	0	0	0	0	1	0	1
86	GOVT. HOUSE& PROTOCOL	0	0	0	0	2	4	0	0	0	0	0	0	2	4	6
<b>87</b>	AUDIT SERVICE COMM	0	0	0	0	1	0	0	0	0	0	0	0	1	0	1
88	OFFICE OF SSG	0	0	0	0	0	0	0	0	0	0	0	0	0	0	0
<b>89</b>	EKITI STATE HOUSE OF ASSEMBLY COMMISSION	12	9	0	0	0	0	0	0	0	0	0	0	12	9	21
90	SIGNAGE ADVERTTISMEN	0	0	0	0	0	0	0	0	0	0	0	0	0	0	0
<b>91</b>	MINERAL RESOURCES DEV. AGENCY	1	1	0	0	0	3	0	0	0	0	0	0	1	4	5
92	CENTRAL INERNAL AUDIT	0	0	0	0	0	1	0	0	0	0	0	0	0	1	1
<b>93</b>	BUREAU OF ICT	0	0	0	0	0	0	0	0	0	0	0	0	0	0	0
94	OFFICE OF CAPACITY DEV&REFORM	0	0	0	0	0	0	0	0	0	0	0	1	0	1	1
<b>95</b>	PARASTATAL AFF DEPT	0	0	0	0	0	0	0	0	0	0	0	0	0	0	0
96	OFFICE OF TRANSFORMATION, STRATEGY& DELIVERY	0	0	0	0	0	0	0	0	0	0	0	0	0	0	0
<b>97</b>	REGIONAL DEV, & SPECIAL SERVICES	0	0	0	0	0	0	0	0	0	0	0	0	0	0	0
98	SOCIAL INVESTMENT COORDINATING OFFICE	0	0	0	0	0	0	0	0	0	0	0	0	0	0	0
<b>99</b>	EKITI HEALTH ISURANCE SCHEME	0	0	0	0	0	0	0	0	0	0	0	0	0	0	0
100	LG PITAD	3	3	0	0	1	7	0	0	0	0	0	0	4	10	14
<b>101</b>	MIN OF TRANSPORT	0	0	0	0	0	0	0	0	0	0	0	0	1	2	3
	<b>TOTAL</b>	<b>492</b>	<b>1,251</b>	<b>77</b>	<b>116</b>	<b>162</b>	<b>243</b>	<b>57</b>	<b>119</b>	<b>3</b>	<b>2</b>	<b>0</b>	<b>0</b>	<b>791</b>	<b>1,731</b>	<b>2,522</b>





