

EKITI STATE GOVERNMENT



REPORT OF THE ACCOUNTANT-GENERAL WITH FINANCIAL STATEMENTS

FOR THE MID-YEAR ENDED 30TH JUNE, 2024

IPSAS ACCRUAL GENERAL PURPOSE FINANCIAL STATEMENT

TABLE OF CONTENT

Page(s)

1	Report of the Accountant-General.....	2
2	Financial Highlights.....	3
3	Responsibilities of the Accountant-General.....	4
4	Statement of Accounting Policies.....	5 - 24
5	Report of the Auditor-General/Audit Certification.....	25
6	Charts	26 - 27
7	Statement of Financial Performance.....	28 - 29
8	Statement of Financial Position.....	30 - 31
9	Statement of Cash Flow.....	32 - 33
10	Statement of Change in Net Assets/Equity	34
11	Statement of Comparison of Budget and Actual Amount.....	35 - 36
12	Notes to the Financial Statements.....	37 -207



OFFICE OF THE ACCOUNTANT GENERAL

Governor's office, Oke-Bareke, Ado-Ekiti, Ekiti State, Nigeria,
Tel: +234 8038323414 | E-mail: oag@ekitistate.gov.ng

REPORT OF THE ACCOUNTANT-GENERAL

In line with this administration's policies of transparency, accountability and probity, I have the great honour to present the IPSAS Accrual General Purpose Financial Statements of the Ekiti State Government (EKSG) for the mid-year ended 30th June, 2024 together with the Auditor's Report on the Financial Statements which include:

- i. Consolidated Statement of Financial Performance;
- ii. Consolidated Statement of Financial Position;
- iii. Consolidated Statement of Change in Net Assets/Equity;
- iv. Consolidated Statement of Cash Flow; and
- v. Consolidated Statement of Comparison of Budget and Actual Amount.

The Financial Statements of EKSG for the mid-year ended 30th June, 2024 have been prepared on International Public Sector Accounting Standards (IPSAS) Accrual Basis. The Financial Statements equally complied with Generally Accepted Accounting Principles and Practice (GAAPP), FAAC approved format and other Financial Regulations.

The implementation of Accrual Accounting by EKSG has facilitated easy assessment of the financial performance of the State. The Financial Statements depict all expenses whether paid for or not and all revenue whether received or outstanding. Furthermore, it provides useful information on the ability of income streams to adequately cover short and long term liabilities as well as adequate information on government spending which in turn drives better utilization of government resources.

The Financial Statements fairly reflect the financial position of EKSG as at 30th June, 2024 and its financial performance for period under review. The Accountant-General hereby accept the responsibility for the integrity of these financial statements, the information they contain and their compliance with the Finance (Control and Management) Act 1958 as amended.

I am delighted to acknowledge and appreciate His Excellency, Mr. Governor as well as the Honorable State Commissioner for Finance and Economic Development for their Support towards the preparation of this report. The loyalty and dedication of members of staff of Main Accounts Department and the entire staff of the Office of the Accountant-General towards the successful completion of this report is highly appreciated. The contributions of Directors of Finance and Accounts in the Ministries, Departments and Agencies (MDAs) are equally recognized and appreciated.

03/09/2024

OLARIKE T. OLAYINKA (MRS) FCA, ACTI.
ACCOUNTANT-GENERAL/PERMANENT SECRETARY
EKITI STATE

FINANCIAL HIGHLIGHTS


Operating Surplus for the mid-year was **₦94,752,769,480.38** while the State made a Net Surplus of **₦94,752,769,480.38** .

Reviewing the current mid-year performance as compared to that of mid-year 2023, Recurrent Revenue increased by 257% from **₦50,804,420,683.26** in mid-year 2023 to **₦181,238,828,849.58** in mid-year 2024 while Capital Receipts increased by 42% from **₦18,441,708,386.53** in mid-year 2023 to **₦26,148,699,620.73** in mid-year 2024. The State Recurrent Expenditure increased by **180%** from **₦48,934,187,173.53** in mid-year 2023 to **₦137,142,552,621.40** in mid-year 2024 while **410%** increase from **₦11,224,270,747.79** in mid-year 2023 to **₦57,218,247,843.83** in mid-year 2024 was noted in Capital Expenditure.

During the period, EKSG budgeted **₦44,550,041,841.21** for Recurrent Expenditure and **₦35,236,199,116.60** for Capital Expenditure. The actual Recurrent Expenditure was **₦137,142,552,621.40** while actual Capital Expenditure was **₦57,218,247,843.83** representing **308%** and **162%** performance respectively.

In addition, EKSG budgeted **₦52,190,932,094.88** for Recurrent Revenue and **₦25,147,931,657.97** for Capital Receipts. The actual Recurrent Revenue was **₦181,238,828,849.26** while actual Capital Receipt was **₦26,148,699,620.73** representing **347%** and **104%** performance respectively for the period under review.

Details as contained in Annexure (*FINANCIAL HIGHLIGHTS*) .

 03/09/2024
OLARIKE T. OLAYINKA (MRS) FCA, ACTI.
ACCOUNTANT-GENERAL/PERMANENT SECRETARY
EKITI STATE



OFFICE OF THE ACCOUNTANT GENERAL

Governor's office, Oke-Bareke, Ado-Ekiti, Ekiti State, Nigeria.

Tel: +234 8038323414 | E-mail: oag@ekitistate.gov.ng

RESPONSIBILITY OF THE ACCOUNTANT-GENERAL

The Financial Statements have been prepared by the Accountant-General of Ekiti State in accordance with the provision of the Finance (Control and Management) Act 1958 and Cap 144 LFN and PFM Law 2011 as amended. The Financial Statements complied with Generally Accepted Accounting Practice (GAAP) and was prepared on International Public Sector Accounting Standards (IPSAS) Accrual Basis.

The Financial Statements were prepared in line with the historical cost convention, IPSAS provisions, Financial Administration, Approved Budget 2024 and the Constitution of Federal Republic of Nigeria. Basically, the reporting format of IPSAS Accrual General Purpose Financial Statement (GPFS) approved by the Federal Executive Council of Nigeria (FEC) in 2012 was also adhered to.

The Accountant-General of the State is responsible for establishing and maintaining an adequate system of internal control to provide adequate and reasonable assurance that the transaction reported are recorded accurately and are within statutory authority.

The Accountant-General ensures the integrity and objectivity of the Financial Statements to fairly reflect the financial position and performance of Ekiti State Government and apply suitable accounting policies, prudent judgments and estimate consistently for the preparation of its financial statements.

The Accountant-General further accepts responsibility for the maintenance of accounting records that may be relied upon in the preparation of financial statements as well as adequate system of internal financial control.

 03/09/2024

OLARIKE T. OLAYINKA (MRS) FCA, ACTI.

ACCOUNTANT-GENERAL/PERMENENT SECRETARY

EKITI STATE



OFFICE OF THE ACCOUNTANT GENERAL

Governor's office, Oke-Bareke, Ado-Ekiti, Ekiti State, Nigeria,

Tel: +234 8038323414 | E-mail: oag@ekitistate.gov.ng

STATEMENT OF ACCOUNTING POLICIES

1. Basis of Preparation:

This General Purpose Financial Statement (GPFS) is prepared on IPSAS Accrual Basis, using the General Purpose Financial Statement (GPFS) reporting format approved by the Federal Executive Council of Nigeria (FEC) in 2012 with full compliance with historical cost convention, IPSAS provisions, Financial Administration, Ekiti State 2024 Approved Budget and the Constitution of Federal Republic of Nigeria.

2. Fundamental Accounting Concepts: The following fundamental accounting concepts are taken as the basis of preparation of all accounts and were followed by all reporting MDAs:

- a. Accrual basis concept;
- b. Going concern concept;
- c. Consistency concept;
- d. Understandability;
- e. Materiality;
- f. Relevance;
- g. Prudence;
- h. Completeness etc.

STATEMENT OF ACCOUNTING POLICIES

3. Accounting Period:

The accounting period is from 1st January to 30th June, 2024 in line with the National Treasury Circular Ref. OAGF/CAD/026/V.1/102 of 30th December, 2013. Each accounting mid-year is divided into 6 calendar months, covering January to June.

4. Reporting Currency:

The GPFS is prepared in the Nigerian Naira.

5. Principal Statements in the GPFS: The principal statements contained in the GPFS are:

- a. The Consolidated Statement of Financial Performance
- b. The Consolidated Statement of Financial Position
- c. The Consolidated Statement of Cash flow
- d. The Statement of Changes in Net Assets/Equity
- e. The Statement of Comparison of Budget and Actual Amount
- f. The Notes to the GPFS

6. Consolidation Policy:

- a. The Consolidation of the GPFS is based on Accrual Basis of Accounting
- b. All MDAs of the Government including the Tertiary Institutions were consolidated in the GPFS in line with ***IPSAS 35***.
- c. Consolidation of the GPFS was in agreement with the provisions of all the relevant legal requirements.
- d. Controlled Entities are fully consolidated from the date on which control is transferred to the Public Entity. They are de-consolidated from the date that control ceases.

STATEMENT OF ACCOUNTING POLICIES

7. Notes to the GPFS:

Notes to the GPFS are presented in a systematic manner in line with ***IPSAS 22***, which requires full disclosure of financial information of the General Government Sector. The items in the Statements are cross referenced to any related information in the Notes and followed the format provided in the Accounting Manual.

8. Comparative Information:

The General Purpose Financial Statements disclosed all numerical information in relation to the mid-year 2024.

9. Budget Figures:

IPSAS 24 requires the presentation of Budget Information in Financial Statements. The Budget figures used were extracted from the 2024 approved annual budget of Ekiti State Government in line with the Appropriation Act of the State.

10. Revenue:

a. The MDAs recognizes revenues from non-exchange transactions such as fees, taxes and fines when the event occurs and the asset recognition criteria are met. According to ***IPSAS 23***, Non-Exchange transactions included all transactions in which the State had received assets or services or had liabilities extinguished without directly giving approximately equal value (primarily in form of cash, goods, services or use of assets) to another entity in exchange.

b. Revenues of the State from exchange transactions according to ***IPSAS 9*** included those transactions in which the State received assets or services or had liabilities extinguished and directly gave approximately equal value (primarily in form of cash, goods, services or use of assets) to another entity in exchange.

c. Revenue is shown net of tax, returns, rebates and discounts. Revenue from the sale of goods is recognized when the significant risks and rewards of ownership has been transferred to the buyer, usually when goods are delivered. Other revenue consists of gains on disposal of property, plant and equipment. Any gain on disposal is recognized at the date when the control of the asset is passed to the buyer and is determined after deducting from the proceeds the carrying value of the asset at that time.

11. Aid and Grants:

Aid and Grants to the State is recognized as income on entitlement, while aid and grants to other governments/agencies are recognized as expenditure on commitment.

STATEMENT OF ACCOUNTING POLICIES

12. Subsidies, Donations and Endowments:

Subsidies, Donations and Endowments to the State are recognized as income when money is received, or entitlement to receive money is established; except where fulfillment of any restrictions attached to these monies is not probable.

13. Transfers from other Government Entities:

Revenues from non-exchange transactions with other government entities are measured at fair value and recognized on receipt of the asset (cash, goods, services and property) if it is free from conditions and it is probable that the economic benefits or service potential related to the asset will flow to the entity and can be measured.

14. Expenses:

All expenses are reported on an accrual basis, i.e. all expenses are recognized in the period they are incurred or when the related services are enjoyed, irrespective of when the payment is made.

15. Employee Benefits/Pension Obligations:

- a. According to ***IPSAS 25***, The State measured the short-term employee benefits (salaries, social security contributions, leave bonuses and all monetary benefits using the cost of service rendered by the employees.
- b. The Provision has been made, where applicable, using an actuarial valuation for retirement gratuities. The actuarial valuation determines the extent of anticipated entitlements payable under employment contracts and brings to account a liability using the present value measurement basis, which discounts expected future cash outflows.
- c. The entitlements are recorded as Current Liabilities to the extent of the anticipated liability that will arise during the following year. The remainders of the anticipated entitlements are recorded as Non-Current Liabilities. Under the Defined Contribution Scheme **a.** Public Entities makes pension and national insurance contributions on behalf of employees in line with Pension Act 2014. The contributions are treated as payments to a defined contribution pension plan. **b.** A defined contribution plan is a pension plan under which fixed contributions are paid into a separate pension Entity fund managed by Pension Fund Administrators (PFAs). **c.** The Entity has no legal or constructive obligations to pay further contributions if the pension Entity does not hold sufficient assets to pay all employees the benefits relating to employee service in the current and prior periods. **d.** The contributions are recognized as employee benefit expense when they are due. **e.** Prepaid contributions are recognized as an asset to the extent that a cash refund or a reduction in the future payments is available

STATEMENT OF ACCOUNTING POLICIES

16. Borrowing Costs:

- a. Borrowing cost are interest and other expenses incurred by the State in connection with the borrowing of funds. In line with **IPSAS 5**, it is the policy of the State to expense borrowing costs in the period they are incurred. The Borrowing costs were recognized from the date the State incurred the borrowing.
- b. Interest expense is accrued using the effective interest rate method.
- c. The effective interest rate exactly discounts estimated future cash payments through the expected life of the financial liability to that liability's net carrying amount.
- d. The method applies this rate to the principal outstanding to determine interest expense in each period.

17. Foreign Currency Transactions:

- a. Foreign currency transactions throughout the year were converted into Nigerian Naira at the ruling (Central Bank of Nigeria –CBN) rate of exchange at the dates of the transactions while the foreign loans balances were translated using closing rate as at Mid-Year ended 30th June, 2024.
- b. Foreign Exchange gains/losses were recognized in the Statement of Financial Performance.

18. Minority Interest:

This represents the interests of external parties during the year under review, which was not applicable in the State.

19. Statement of Cash flow:

IPSAS 2 recognizes two methods of preparing Cash flow Statement (Direct and Indirect Method) but Direct Method was used in this **GPFS**. This statement is prepared using the direct method in accordance with the format provided in the GPFS. The Cash flow statement consists of three (3) sections:

- a. Operating activities section which includes cash received from all income sources of the Government and record the cash payments made for the supply of goods and services.
- b. Investing activities section comprises those activities relating to the acquisition and disposal of non-current assets.
- c. Financing activities section comprises the change in equity and debt capital structure of the Government.

STATEMENT OF ACCOUNTING POLICIES

20. Cash & Cash Equivalent:

- a. Cash and Cash Equivalent means cash balances on hand, held in bank accounts, demand deposits and other highly liquid investments with an original maturity of 6 months or less in which the Entity invests as part of its day-to-day cash management and which are readily convertible to known amounts of cash and are subject to insignificant risk of changes in value.
- b. Cash & Cash Equivalent is reported under Current Assets in the Statement of Financial Position

21. Accounts Receivable:

a. Receivables from exchange transaction:

- i. Receivables from exchange transactions are recognized initially at fair value and subsequently measured at amortized cost using the effective interest method, less provision for impairment.
- ii. A provision for impairment of receivables is established when there is objective evidence that the Entity will not be able to collect all amounts due according to the original terms of the receivables.

b. Receivables from non-exchange transactions:

- i. Receivables from non-exchange transactions comprises; fees, taxes and fines (and any penalties associated with these activities) as well as social benefit receivables that do not arise out of a contract.
- ii. These receivables are initially assessed at nominal amount or face value; that is, the receivable reflect the amount of tax owed, levy, fines charged or social benefit debt payable.
- iii. These receivables are subsequently adjusted for penalties as they are charged and tested for impairment.
- iv. Interest and penalties charged on tax receivables are presented as tax revenue in the statement of financial performance.

STATEMENT OF ACCOUNTING POLICIES

22. Prepayments:

Prepaid expenses are amounts paid in advance of receipt of goods or services. They can represent payments made early in the year for benefits to be received over the latter part of the year, or payments made in one year for benefits to be received in subsequent years. Prepayments for which the benefits are to be derived in the following 12 months are classified as Current Assets. Where the benefits are expected to accrue beyond the next 12 months, it was accounted for as a Long-Term Prepayment and classified as Non-Current Assets. Prepayments that are identifiable with specific future revenue or event, e.g. adverts, are expensed in the period in which the related event takes place; those that relate to specific time periods, e.g. insurance, rent, leasehold premises, are recognized as an expense in such periods. No prepayments recorded in the course of the mid-year ended 2024.

23. Inventories:

The basis of measurement used by the State in conformity with *IPSAS 12* includes:

- a. Inventories are valued at the lower of cost and net realizable value
- b. Cost is determined using the FIFO method
- c. Inventories held for distribution for public benefit purposes are recorded at cost, adjusted where applicable for any loss of services potential.
- d. Inventories are reported under Current Assets in the Statement of Financial Position.

24. Loans Granted:

Loans Granted are shown at estimated realizable value after providing for bad, doubtful debts and impairments.

25. Investments:

Investments in Associates

- a. The Ekiti State investments in its associates are accounted for using the equity method of accounting. *IPSAS 38* requires disclosure of interest in other Entities. The State has financial assets in Ikun Ekiti Diary & Ire Clay Products Ltd.

STATEMENT OF ACCOUNTING POLICIES

- b. An associate is an Entity over which Entity has significant influence and that is neither a subsidiary nor a joint venture.
- c. Under the equity method, investments in associates are carried in the Statement of Financial Position at cost plus post acquisition changes in Entity's share of net assets of the associate.
- d. The Statement of Financial Performance reflects the share of the results of operations of the associates.
- e. Where there has been a change recognized directly in the equity of the associate, it recognizes its share of any changes and discloses this, when applicable, in the statement of changes in net assets/equity.
- f. Surpluses and deficits resulting from transactions between the Government and the associate are eliminated to the extent of the interest in the associate.

Investments in Joint Ventures:

- a. The State's investments in its joint ventures are accounted for, using the equity method of accounting.
- b. A joint venture is a contractual arrangement whereby two or more parties undertake an economic activity that is subject to joint control.
- c. Under the equity method, investments in joint ventures are carried in the consolidated statement of financial position at cost plus post acquisition charges in Entity's share of net assets of the joint venture.
- d. The Statement of Financial Performance reflects the share of the results of operations of the joint venture.
- e. Where there has been a change recognized directly in the equity of the joint venture, it should recognize its share of any changes and discloses this, when applicable, in the statement of changes in net assets/equity.
- f. Surpluses and deficits resulting from transactions between Public Entity and Joint ventures are eliminated to the extent of the interest in the joint venture.

STATEMENT OF ACCOUNTING POLICIES

Investment in Controlled Entities (Subsidiaries):

- a. The controlled entities are all entities (including special purpose entities) over which a Public Entity or its entities has the power to govern the financial and operating policies generally accompanying a shareholding of more than one half of the voting rights.
- b. The existence and effect of potential voting rights that are currently exercisable or convertible are considered when assessing whether Public Entity controls another Entity.
- c. The controlled entities are fully consolidated from the date on which control is transferred to the Public Entity. They are de-consolidated from the date that control ceases.
- d. Inter-group transactions, balances and unrealized gains on transactions between inter-group transactions are eliminated, unrealized losses are also eliminated.
- e. Accounting policies of controlled entities are consistent with the policies adopted by the Public Entity. Impairment of Investments Entity determines at each reporting date whether there is any objective evidence that the investment is impaired, if this is the case Entity calculates the amount of impairment as being the difference between the recoverable value of the investment and the carrying value and recognizes the amount in the Statement of Financial Performance.

26. Available for sale securities:

- a. Where an Entity uses its surplus cash to purchase short-term investments, the financial assets are classified at initial recognition as available-for-sale.
- b. Available-for-sale financial assets are included in non-current assets unless Entity intends to dispose of the investment within 12 months of the reporting date.
- c. Regular purchases and sales of financial assets are recognized at fair value on the trade-date (the date on which Entity commits to purchase or sell the asset) and subsequently at fair value with any resultant fair value gains or losses recognized in the statement of Net Assets/Equity.
- d. Realized gains and losses on sale of available-for-sale securities are recognized in the Consolidated Statement of Financial Performance as 'gains and losses from available-for-sale securities.'
- e. Impairment losses and interest on available-for-sale securities is calculated using the effective interest method and is recognized in the consolidated statement of financial performance as part of other income.

STATEMENT OF ACCOUNTING POLICIES

f. The fair values of quoted investments are based on current bid prices. If the market for a financial asset is not active, the entity shall establish fair value using valuation techniques. These include:

- i. The use of recent arm's length transactions,
- ii. Reference to other instruments that are substantially the same.
- iii. Discounted cash flow analysis
- iv. Option pricing models
- v. Making maximum use of market inputs and relying as little as possible on entity-specific inputs.

g. Entities shall ascertain at the date of preparation of each statement of financial report whether there is objective evidence that a financial asset or a group of financial assets is impaired.

h. In the case of equity securities classified as available for sale, a significant or prolonged decline in the fair value of the security below its cost is considered as an indicator that the securities are impaired.

i. If any such evidence exists for available-for-sale financial assets, the cumulative loss – measured as the difference between the acquisition cost and the current fair value, less any impairment loss on that financial asset previously recognized is recognized in the statement of financial performance.

27. Property, Plant & Equipment (PPE):

a. All property, plant and equipment are stated at historical cost less accumulated depreciation and any impairment losses. Historical cost includes expenditure that is directly attributable to the acquisition of the items

b. Where an asset (other than land) is acquired in a non-exchange transaction for nil or nominal consideration the asset is initially recognized at fair value, where fair value can be reliably determined and as income in the statement of financial performance (unless there are restrictions on the asset's use in which case income is deferred).

c. All land held by Government owned entities is not included in the Entity's financial statements unless that land is to be used for development purposes.

STATEMENT OF ACCOUNTING POLICIES

d. The following shall constitute expenditure on PPE:

i. Amounts incurred on the purchase of such assets. Consumables are to be wholly expensed irrespective of their amounts.

ii. Construction Cost- including materials, labour and overheads.

iii. Improvements to existing PPE, which significantly enhance their useful life. The cost of an item of PPE shall comprise: its purchase price, including import and non-recurring costs and any directly attributable costs of bringing the asset to its location and working condition for its intended use. Any trade discounts and rebates are deducted in arriving at the purchase price.

a. PPE shall be stated at cost or at their professional valuation less accumulated depreciation and impairment.

b. The amount recorded for a PPE shall include all costs directly related to its acquisition including expenditures incurred to place the asset in usable condition for the Service. Accordingly, the cost of the assets shall include acquisition or construction costs, custom duties, transportation charges, professional fees and installation costs. Cash discounts shall be netted against the cost of the assets.

c. All assets equal to or above this amount shall be recorded in the Fixed Assets Register. However in certain cases, it may be appropriate to aggregate individually insignificant value items such as chairs and tables, printers and UPS, etc. and apply the capitalization threshold of N50,000.00 to the aggregate value.

d. Fixed assets whose costs are below the capitalization threshold shall be charged appropriately to the following accounts: office supplies – furniture, office supplies – IT equipment, office supplies – household equipment, etc.

e. Where an asset's category already exists for a newly acquired asset below the capitalization threshold, such an asset shall be capitalized irrespective of its cost and recorded in the fixed assets register under the appropriate depreciation. The cost of PPE shall be written off, from the time they are brought into use, on a straight line basis over their expected useful lives less any estimated residual value as follows:

STATEMENT OF ACCOUNTING POLICIES

The depreciation for the mid-year 2024 was charged on a straight-line basis.. It is the policy of Ekiti State Government to charge full depreciation on PPE from the date they are available for use on a straight line basis over their expected useful lives less any estimated residual value using applicable rates as follows:

A	Leased Property	Over the term of the lease
B	Building	2%
C	Investment property	2%
D	Infrastructure	5%
E	Plant and Machinery	10%
F	Transportation Equipment(except K)	20%
G	Office Equipment	25%
H	Furniture & Fittings	20%
I	Specialised Asset	10%
J	Bearer Plant	4%
K	Aircraft, Ship and Train	5%
L	Specific cultural and heritage assets	Unlimited

In line with **IPSAS 17**, Property, Plant and Equipment (**PPE**) were measured using historical costs. Land and Buildings are treated by the State as separable assets and accounted for separately. Land normally has an unlimited useful life and therefore is not depreciated.

STATEMENT OF ACCOUNTING POLICIES

28. Investment Property:

These are cash-generating property owned by the Government and its entities. The cost, capitalization, depreciation and impairment of Investment Property are same with PPE, but shall be reported separately in the GPFS. The class of Investment Property Investment owned by the State is building at Fountain Holding Ltd and was depreciated using the rate of 2% over the useful life. In line with **IPSAS 16**, the property was measured and recognized using historical cost model.

29. Intangible Assets:

a. The intangible asset was treated as non-current assets by the State in line with **IPSAS 31**. These consist of assets that are not physically tangible which have been acquired and held for use from which benefits are derivable beyond a financial year.

b. The cost of an item of intangible asset shall comprise: its purchase price, including non-recurring costs and any directly attributable costs of bringing the asset to its state of intended use. Any trade discounts and rebates shall be deducted in arriving at the purchase price.

c. Intangible assets are tested for impairment and amortised over the estimated useful life using the straight line method on an annual basis.

d. Classes of Intangible Assets and their estimated useful life are as follows: i. Softwares acquired externally **(3 years)** ii. Goodwill **(4 years)** iii. Copyrights **(4 years)** iv. Trademarks **(4 years)** v. Other Intangible assets **(4 years)**

30. Deposits:

a. Deposits are amounts received in advance in respect of goods or services provided.

b. Deposits can represent payments received early in the year for goods/services to be offered over the latter part of the year, or payments received in one year for services to be offered in subsequent years. Deposits for which the services are to be offered in the following 12 months shall be classified as Current Liabilities. Where the services are expected to span beyond the next 12 months, it shall be accounted for as a Non-Current Deposits and classified as Non-Current Liabilities.

31. Loans & Debt Stocks:

a. Loans are funds received to be paid back at an agreed period of time. They are classified under liability in the General Purpose Financial Statement and are categorized as either short or long term.

b. Short-term loans and debts are those repayable within one calendar year, while long-terms loans and debts shall fall due beyond one calendar year.

STATEMENT OF ACCOUNTING POLICIES

32. Unremitted Deductions:

- a. Unremitted Deductions are monies owed to third parties such as tax authorities, schemes and associations and other government agencies. These include: tax deductions and other deductions at source.
- b. These amounts shall be stated in the GPFS at their repayment value, which shall be treated as Current Liabilities in the Statement of Financial Position.

33. Payables:

Payables are recognized initially at fair value and subsequently measured at amortized cost using the effective interest method.

Accrued Expenses;

- a. These are monies payable to third parties in respect of goods and services received.
- b. Accrued Expenses for which payment is due in the next 12 months shall be classified as Current Liabilities. Where the payments are due beyond the next 12 months, it shall be accounted for as Non-Current Liabilities.

34. Current Portion of Borrowings:

This is the portion of the long-term loan/ borrow that is due for repayment within the next 12 months. This portion of the borrowings is classified under Current Liabilities in the Statement of Financial Position.

35. Public Funds:

- a. These are balances of Government funds at the end of the financial year.
- b. They are classified under the Non-Current Liabilities in the Statement of Financial Position and include: Trust Funds, Revolving Funds and other Funds created by Government.

36. Reserves:

Reserves are classified under equity in the Statement of Financial Position and include: Statement of Financial Performance Surpluses/ (Deficit) and the Revaluation Reserve.

STATEMENT OF ACCOUNTING POLICIES

37. Contingent Liability:

- a. This forms part of Related Party Disclosures according to IPSAS 20. A contingent liability is a possible obligation arising from past events whose existence will be confirmed only by uncertain future event(s) or present obligation arising from past events that are not recognized because either an outflow of economic benefit is not probable or the amount of the obligation cannot be reliably measured.
- b. There was no record of any contingent liabilities as at 30th June, 2024.

38. Leases:

IPSAS 13 requires full disclosure of lease Asset. The initial measurement of the lease assets is fair value and to be depreciated over the lease period.

Finance leases:

- a. These are leases which effectively transfer to the lessee Entity substantially all the risks and benefits incidental to ownership of the leased item.
- b. They are capitalized at the present value of the minimum lease payment. c. The leased assets and corresponding liabilities are disclosed while the leased assets are depreciated over the period the Entity is expected to benefit from their use.

Operating Leases:

- a. Leases in which a significant portion of the risks and rewards of ownership are retained by the lessor are classified as operating leases.
- b. Payments made under operating leases (net of any incentives received from the lessor) are charged to the statement of financial performance on a straight-line basis over the period of the lease.

The State had no lease agreement during the year.

STATEMENT OF ACCOUNTING POLICIES

39. Financial Instruments

- a. Financial Instrument is any contract that gives rise to a financial asset of the State and financial liabilities or equity instrument of another entity. In line with ***IPSAS 30***, The State recognized a financial asset (and only when) it becomes party to the contractual provisions of the instrument. In other words, recognition occurred when the financial instrument becomes binding.
- b. The financial asset is derecognized when the State's contractual right to receive cash flows from the asset expires.
- c. The financial instrument is measured at fair value, which normally equal the amount of consideration which was given when the assets was acquired. They are recognized in the Statement of Financial Position.
- d. Revenue and expenses in relation to all financial instruments are recognized in the Statement of Financial Performance.

40. Borrowings:

- a. Borrowings are recognized initially at fair value, net of transaction costs incurred.
- b. Borrowings are subsequently stated at amortized cost; any difference between the proceeds (net of transaction costs) and the redemption value is recognized in the consolidated statement of financial performance over the period of the borrowings using the effective interest method.
- c. Fees paid on the establishment of loan facilities are recognized as transaction costs of the loan. The fee is capitalized and amortized over the period of the facility to which it relates.
- d. Borrowings falling due within 12 months are classified as current liabilities while borrowings falling due more than 12 months are classified as long term borrowings.
- e. Borrowing costs that are directly attributable to the acquisition, construction or production of a qualifying asset are capitalized and included in the cost of that asset.
- f. A qualifying asset is an asset that necessarily takes a substantial period of time to get ready for its intended use or sale.
- g. All other borrowing costs are recognized as an expense in the period in which they are incurred.

STATEMENT OF ACCOUNTING POLICIES

41. Transfers to other government entities:

Transfers to other government entities are non-exchange items and are recognized as expenses in the Consolidated Statement of Financial Performance.

42. Service Concession Arrangement:

IPSAS 32 requires full disclosure of Service Concession Arrangement Assets.

- a. Service Concession Assets are operated by third parties under the terms of Service Concession Arrangements. On classification, the original service concession asset is measured at its fair value and any difference between its fair value and its book value is recognised in the Statement of Financial Performance.
- b. Since the fair value of assets previously transferred under Service Concession Arrangements is not reliably available, Government has chosen to adopt the standard prospectively from 1 January 2016.
- c. If the terms of the arrangement require Government to compensate the operator for the concession asset by making payments and the payments are separable between the asset and service portions of the payment then the fair value of the original service concession asset is the fair value of the asset portion of the payments. If however the asset and service portions of the payments are not separable, the fair value is determined using estimation techniques.

Service Concession Arrangement Liabilities;

- a. When Government recognizes a Service Concession Arrangement asset it also recognizes a liability of an equal amount.
 - b. The liability is split between a financial liability and a performance obligation.
 - c. The financial liability arises from the payments due from an entity under the terms of the Service Concession Arrangement and the performance obligation from the rights granted to the operator under the terms of the Service Concession Arrangement to earn revenues from the Service Concession Assets(s) or associated asset(s). This was not applicable in the State during the year under review.
- 43. Interest Received:** Interest received by the State is treated as investing activities under the Statement of Cash Flow. It is the policy of the Ekiti State to treat Interest actually received during the financial year as a receipt under item “Other Revenue” but no interest was received by the State during the year.

STATEMENT OF ACCOUNTING POLICIES

44. Cash and Cash Equivalents

Cash and Cash Equivalents comprise cash on hand and cash at bank, deposits on call and highly liquid investments with an original maturity of three months or less, which are readily convertible to known amounts of cash and are subject to insignificant risk of changes in value. For the purpose of the Ekiti State's statement of cash flows, cash and cash equivalents consist of cash and short-term deposit as defined above, net of outstanding bank overdrafts.

45. Contingent Liabilities

Ekiti State did not recognize a contingent liability, but disclose details of any contingencies in the notes to the financial statements, unless the possibility of an outflow of resources embodying economic benefits or service potential is high and can be measured reliably.

46. Contingent assets

The Statement did not recognize a contingent asset, but disclose details of a probable asset whose existence is contingent on the occurrence or non-occurrence of one or more uncertain future events not wholly within the control of Ekiti State in the notes to the financial statements. Contingent assets are assessed continually to ensure that developments are appropriately reflected in the financial statements. If it has become virtually certain that an inflow of economic benefits or service potential will arise and the asset's value can be measured reliably, the asset and the related revenue are recognized in the financial statements of the period in which the change occurs.

47. Budget information.

Ekiti State 2024 budget was prepared based on Cash Basis and expenses classified by using Domesticated National Chart of Account. The statement of comparison of Budget and Actual is shown as a separate statement in the Financial Statements.

Ekiti State intends to prepare accrual basis budget in the nearest future when all planned costs and income are presented in a single statement to determine the needs of the state.

48. External Assistance

Grants and Contribution relating to the Government intervention for the operations and proper functioning of quasi government organizations and other entities that are self-accounting.

Cultural and religious expenses are government expenditure to promote activities of traditional councils including seminars and workshop for the Council.

Grants and Contributions are funding support for research or special services. Parastatals overheads expenditure relates to quasi government organization for specific purposes. Recurrent counterpart contributions are condition precedent to receiving health related grants from external donors.

STATEMENT OF ACCOUNTING POLICIES

49. Biological Assets.

Biological asset are living plants and animals. Plantation assets are living trees to be used as pulp woods, fuel woods, timber, they are also used for construction, scaffolding and building.

Ranch assets are living animals bred for resale. Wildlife assets are living animals kept in the Zoo for exhibition.

IPSAS 27 requires Biological assets to be measured at fair value less cost of disposal at initial recognition and at each reporting date, except where the fair value cannot be determined reliably, Ekiti State could not reliably determine fair value less cost to sell.

50. Government Business Activities:

The ordinary business of Ekiti State covers social-economic services. The business activities of Ekiti State during the year under review include:

Rendering of Services

Ekiti State recognizes revenue from rendering of services by references to the stage of completion when the outcome of the transaction can be estimated reliably. The stage of completion is measured by reference to labour hours or cost incurred to date as a percentages of total estimated labour hours or where the contract outcome cannot be measured reliably, revenue is recognized only to the extent that the expenses incurred are recoverable

Sale of goods

Revenue from the sale of goods is recognized when the significant risks and rewards of ownership have been transferred to the buyer, usually on delivery of the goods and when the amount of revenue can be measured reliably and it is probable that the economic benefits or service potential associated with the transaction will flow to the state.

51. Dividends or Similar distribution

Dividends or similar distribution are recognized when the shareholder's or the state right to receive payment is established.

52. Rental Income

Rental income from Government properties are recognized in the State of Financial Performance when earned in accordance with the terms of Tenancy Agreements.

STATEMENT OF ACCOUNTING POLICIES

53. Provisions

Provisions are liabilities of uncertain timings or amounts. They are initially recognized when there is a present legal or constructive obligation as a result of past events. It is probable that an outflow of resources will be required to settle the obligation and a reliable estimate of the amount can be made.

Provision made are reviewed at each reporting date, and adjusted to reflect the current best estimates. If it is no longer probable that an outflow of resources embodying economic benefits or service potential will be required to settle the obligation, the provision is reversed.

Provisions were raised and management determined an estimate based on the information available.

Provisions are measured at the management's best estimate of the expenditure required to settle the obligation at the reporting date, and are discounted to present value where the effect is material.

Provision is made for the estimated cost to be incurred on the long-term environmental obligations, comprising expenditure on pollution control and closure over the estimated life of the land. The provision is based on the advice and judgment of qualified Engineer.

The increase in the restoration provision due to passage of time is recognized as finance cost in the statement of financial performance. The cost of ongoing programs to prevent and control pollution and rehabilitate the environment is recognized as an expense when incurred.

54. MDAs for Consolidation: This Consolidated Financial Statement covered the financial transactions across all MDAs and Tertiary Institutions.

 03/09/2024

OLARIKE T. OLAYINKA (MRS) FCA, ACTI.
ACCOUNTANT-GENERAL/PERMENENT SECRETARY,
EKITI STATE.



...Ilé Iyí, Ilé Èyè

OFFICE OF THE STATE AUDITOR-GENERAL

State Secretariat Complex, Ado-Ekiti, Ekiti State, Nigeria.

Tel: +234 906 297 0428 | E-mail: oag@ekitistate.gov.ng

AUDIT CERTIFICATE


The Consolidated Financial Statements of Ekiti State Government for the mid-year 30th June, 2024 as set out in the Statements of financial performance, Statement of Financial position, Statement of Cash flow, Statement of changes in Net Asset/Equity, Statement of comparison of budget and Actual and Notes to the Accounts which had been prepared in accordance with International Public Sector Accounting Standard Accrual (IPSAS Accrual) have been audited under my direction in Consonance with Section 125 (2) of the Constitution of Federal Republic of Nigeria 1999 (as amended) and the provisions of the Ekiti State Audit Service Law (No.3) of 2021 (as amended).

Basis of Opinion

The Consolidated Financial Statements were prepared on International Public Sector Accounting Standards (IPSAS) Accrual Basis, and have complied with the General Accepted Accounting Principles and Practice (GAAPP). The financial and compliance audits were conducted in accordance with International Standards on Auditing (ISA) and the Standards/guidelines of International organization of Supreme Audit Institutions (INTOSAI). For purpose of the audit, all necessary information, explanations and the evidences obtained, to the best of my ability and belief were sufficient and appropriate to provide a basis for my independent opinion.

Opinion

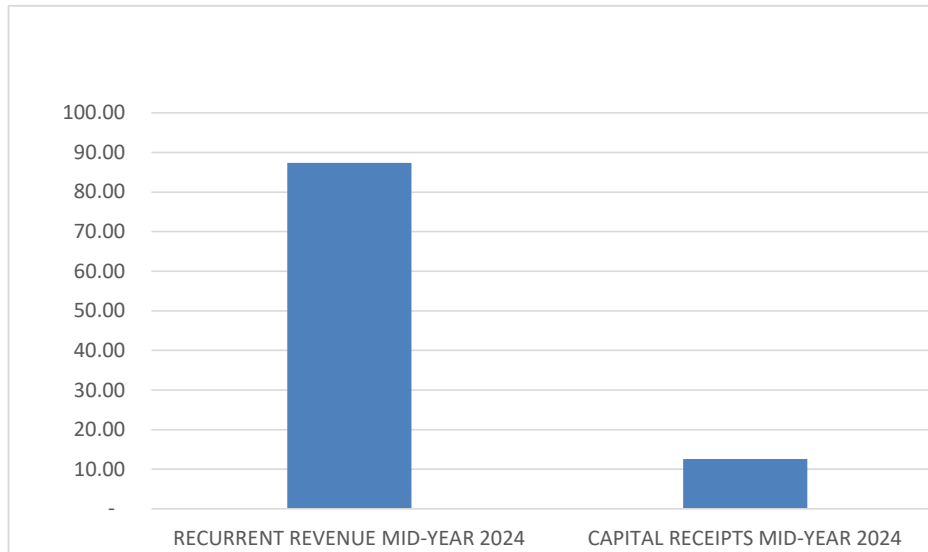
In my opinion, the Financial Statements and the supporting accounts give a true and fair view of the State affairs and financial activities of Ekiti State Government for the mid-year 30th June, 2024 subject to further observations raised in my reports.


Adeuya Victor Oluwole (ACArb, CFA, FCCFI, FCA)
FRC/2021/009/00000023353
Auditor-General
Ekiti State

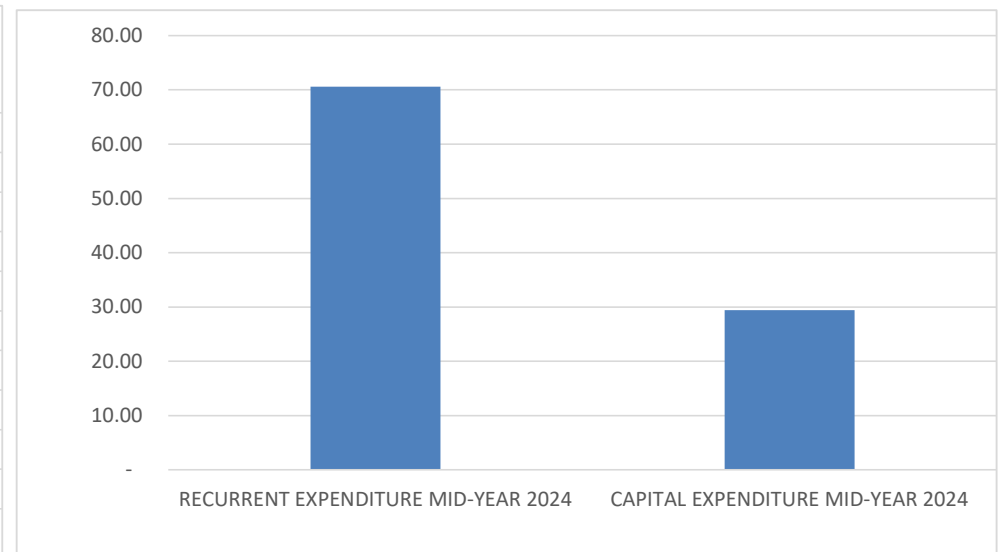
CHARTS

FISCAL YEAR 2024 MID-YEAR

REVENUE

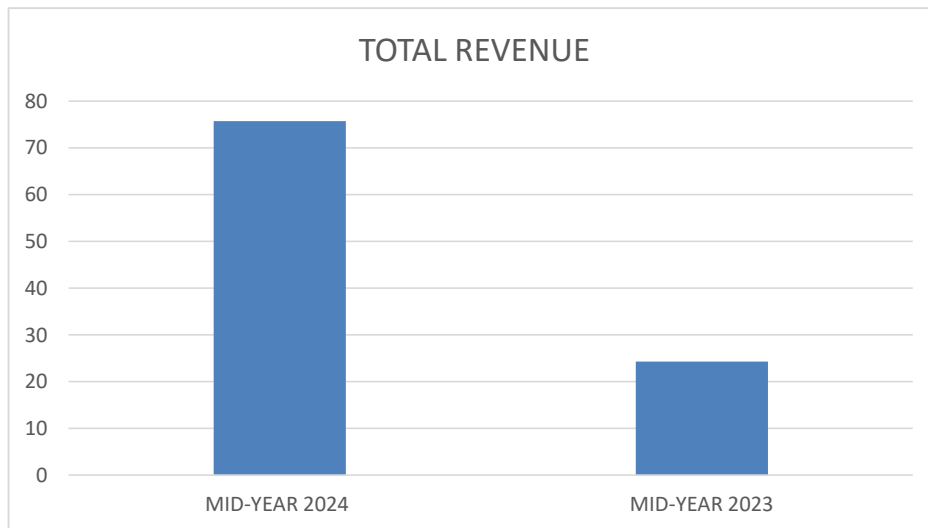


EXPENDITURE

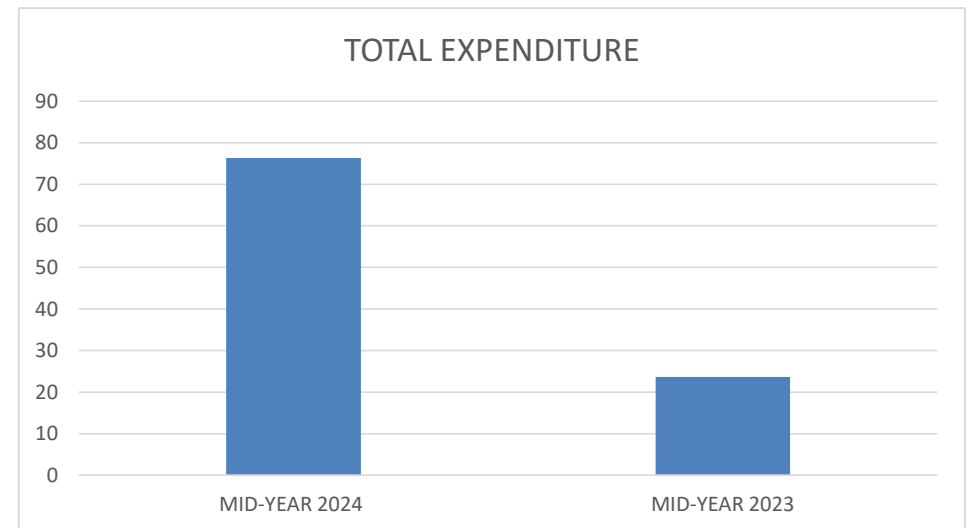


FISCAL YEAR 2024 MID-YEAR VS 2023 MID-YEAR

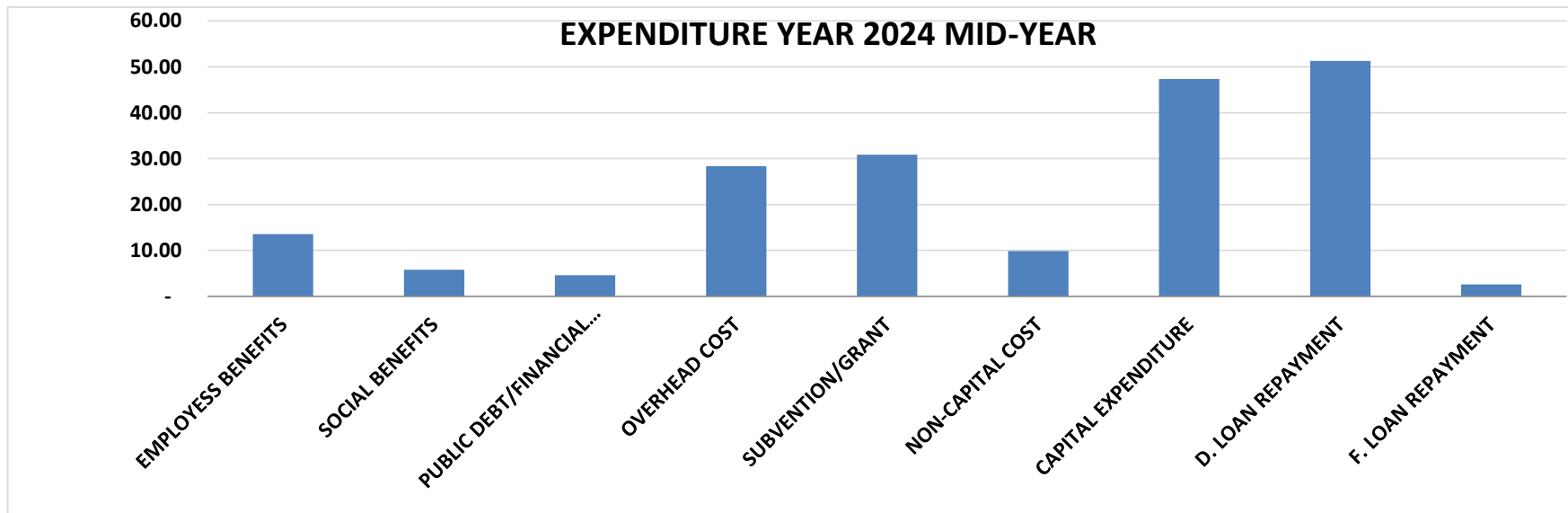
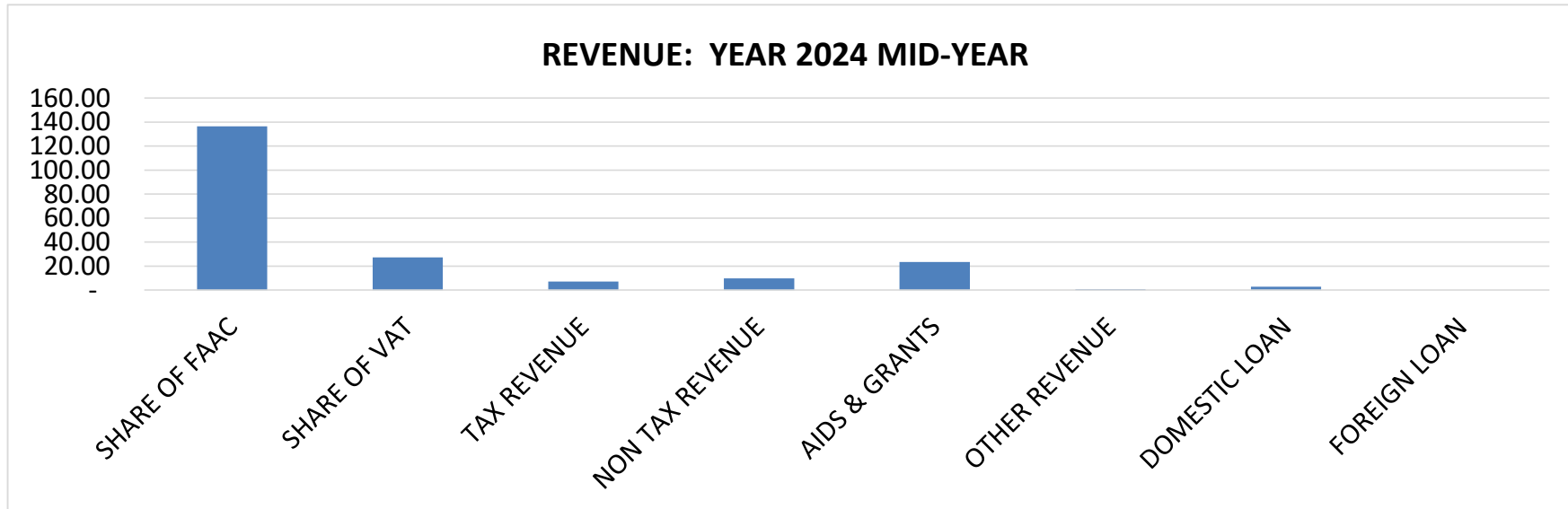
TOTAL REVENUE



TOTAL EXPENDITURE



CHARTS





EKITI STATE OF NIGERIA
CONSOLIDATED STATEMENT OF FINANCIAL PERFORMANCE
FOR THE MID-YEAR ENDED 30TH JUNE, 2024
ACCRUAL STATEMENT NO. 1



ACTUAL JAN. - JUNE 2023		NCOA CODES	NOTES	ACTUAL JAN. - JUNE, 2024	MID-YEAR BUDGET 2024	ORIGINAL BUDGET 2024	VARIANCE ON BUDGET
₦				₦	₦	₦	₦
	REVENUE						
19,257,385,556.53	Government Share of FAAC (Statutory Revenue)	110101	1	136,565,225,183.96	26,810,000,000.00	53,620,000,000.00	109,755,225,183.96
13,315,281,430.77	Government Share of VAT	110102	2	27,250,979,878.68	14,115,219,068.50	28,230,438,137.00	13,135,760,810.18
7,879,680,924.68	Tax Revenue	120101	3	10,230,918,095.81	7,149,362,815.88	14,298,725,631.76	3,081,555,279.93
7,614,665,290.22	Non-Tax Revenue	120201- 120213	4	9,676,136,343.13	4,116,350,210.50	8,232,700,421.00	5,559,786,132.63
11,970,413,730.47	Aids & Grants	130101	7	23,426,345,629.76	12,647,931,657.97	25,295,863,315.94	10,778,413,971.79
2,737,407,481.06	Other Revenue	140701	9	617,437,653.93	-	-	617,437,653.93
62,774,834,413.73	TOTAL REVENUE (A)			207,767,042,785.27	64,838,863,752.85	129,677,727,505.70	142,928,179,032.42
	EXPENDITURES						
9,881,282,373.09	Salaries & Wages	210101	11	13,575,292,371.31	11,620,391,481.87	23,240,782,963.73	(1,954,900,889.45)
4,528,343,024.57	Social Benefits	210301	12	5,831,744,512.63	3,891,868,673.69	7,783,737,347.38	(1,939,875,838.94)
13,208,013,668.57	Overhead Cost	220201- 220211	13	28,383,599,918.72	14,279,275,200.93	28,558,550,401.86	(14,104,324,717.79)
11,091,178,114.45	Subvention, Grants & Contribution	220401- 220402	14	30,830,174,585.95	8,563,162,484.72	17,126,324,969.44	(22,267,012,101.23)
18,247,433,287.67	Depreciation Charges	240101- 240204	16	19,885,128,662.10	-	-	-
5,625,378,566.47	Public Debt Charges	220209	20	4,618,252,231.59	6,195,344,000.00	12,390,688,000.00	1,577,091,768.41
1,922,777,954.35	Special Programmes/Projects	220701	21	9,890,081,022.59	3,144,350,232.09	6,288,700,464.18	(6,745,730,790.50)
64,504,406,989.17	TOTAL EXPENDITURE (B)			113,014,273,304.89	47,694,392,073.30	95,388,784,146.59	(45,434,752,569.49)



EKITI STATE OF NIGERIA
CONSOLIDATED STATEMENT OF FINANCIAL PERFORMANCE
FOR THE MID-YEAR ENDED 30TH JUNE, 2024
ACCRUAL STATEMENT NO. 1



ACTUAL JAN. - JUNE 2023		NCOA CODES	NOTES	ACTUAL JAN. - JUNE, 2024	MID-YEAR BUDGET 2024	ORIGINAL BUDGET 2024	VARIANCE ON BUDGET
₦				₦	₦	₦	₦
(1,729,572,575.44)	Deficit/Surplus from Operating Activities C=(A-B)			94,752,769,480.38	17,144,471,679.56	34,288,943,359.11	188,362,931,601.92
	Total Non-Operating Revenue/(Expenses) D			-	-	-	-
(1,729,572,575.44)	Deficit/Surplus from Ordinary Activities E= (C+D)			94,752,769,480.38	17,144,471,679.56	34,288,943,359.11	188,362,931,601.92
	Minority Interest Share of Surplus/(Deficit) (F)	140601	25	-	-	-	-
(1,729,572,575.44)	Net Deficit/Surplus for the period G=(E-F)			94,752,769,480.38	17,144,471,679.56	34,288,943,359.11	188,362,931,601.92

The accounting policies and notes to the accounts form an integral part of these Financial Statements.

 03/09/2024

OLARIKE T. OLAYINKA (MRS) FCA, ACTI.
ACCOUNTANT-GENERAL/PERMANENT SECRETARY
EKITI STATE



EKITI STATE OF NIGERIA
CONSOLIDATED STATEMENT OF FINANCIAL POSITION
AS AT 30TH JUNE, 2024
ACCRUAL STATEMENT NO. 2



	NCOA CODE	NOTES	30/06/2024	30/06/2024	30/06/2023	30/06/2023
			₦	₦	₦	₦
CURRENT ASSETS						
Cash and Cash Equivalent	310101	26	52,740,892,598.89		19,082,425,558.38	
Receivable	310601	27	7,983,397,187.11		9,199,507,937.37	
Prepayments (Bond Sinking Fund)	310801	28	3,717,893,748.00		2,194,139,823.00	
TOTAL CURRENT ASSETS (A)				64,442,183,534.00		30,476,073,318.75
NON-CURRENT ASSETS						
Investments	310901	31	2,526,974,532.00		2,276,424,624.00	
Property Plant and Equipment	320101	32	369,135,177,045.78		245,487,861,023.60	
Work in Progress (PPE)	320110	32	32,772,778,523.68		4,793,364,782.24	
Investment Property	320201	33	24,524,681,937.06		22,523,420,102.10	
TOTAL NON-CURRENT ASSETS (B)				428,959,612,038.52		275,081,070,531.94
TOTAL ASSETS (C=A+B)				493,401,795,572.52		305,557,143,850.69



EKITI STATE OF NIGERIA
CONSOLIDATED STATEMENT OF FINANCIAL POSITION
AS AT 30TH JUNE, 2024
ACCRUAL STATEMENT NO. 2



	NCOA CODE	NOTES	30/06/2024	30/06/2024	30/06/2023	30/06/2023
			₦	₦	₦	₦
LIABILITIES						
CURRENT LIABILITIES:						
Unremitted Deductions	410301	37	1,778,463,996.63		4,308,803,049.70	
Payables	410401	38	17,288,195,162.17		17,619,698,310.89	
Current Portion of Borrowings	410601	40	6,168,752,909.10		3,385,519,970.48	
TOTAL CURRENT LIABILITIES (D)				25,235,412,067.90		25,314,021,331.07
NON-CURRENT LIABILITIES:						
Long Term Borrowings	420301	43	142,464,082,537.35		139,710,409,287.22	
TOTAL NON-CURRENT LIABILITIES (E)				142,464,082,537.35		139,710,409,287.22
TOTAL LIABILITIES (F=D+E)				167,699,494,605.25		165,024,430,618.29
TOTAL NET ASSETS (G=C-F)				325,702,300,967.27		140,532,713,232.40
NET ASSETS/EQUITY						
Reserves	430301	45	253,545,624,491.82		149,259,642,160.81	
Accumulated Surplus/Deficit for the period	430201	46	72,156,676,475.45		(8,726,928,928.41)	
TOTAL NET ASSETS/EQUITY				325,702,300,967.27		140,532,713,232.40

The accounting policies and notes to the accounts form an integral part of these Financial Statements.

03/09/2024

OLARIKE T. OLAYINKA (MRS) FCA, ACTI.
ACCOUNTANT-GENERAL/PERMANENT SECRETARY
EKITI STATE



EKITI STATE OF NIGERIA
CONSOLIDATED STATEMENT OF CASH FLOW
FOR THE MID-YEAR ENDED 30TH JUNE, 2024
STATEMENT NO. 3



	NCOA CODE	NOTES	JAN. - JUNE, 2024	JAN. - JUNE, 2023
			₦	₦
CASH FLOWS FROM OPERATING ACTIVITIES				
INFLOWS				
Government Share of FAAC (Statutory Revenue)	110101	52	136,565,225,183.96	19,257,385,556.53
Government Share of VAT	110102	53	27,250,979,878.68	13,315,281,430.77
Tax Revenue	120101	54	7,129,049,789.88	7,879,680,924.68
Non-Tax Revenue	120201-120213	55	9,676,136,343.13	7,614,665,290.22
Aids & Grants	130101	58	23,426,345,629.76	11,970,413,730.47
Other Revenue	140701	59	617,437,653.93	2,737,407,481.06
Total Inflow from Operating Activities (A)			204,665,174,479.34	62,774,834,413.73
OUTFLOWS				
Salaries & Wages	210101	61	(13,575,292,371.31)	(11,222,725,958.46)
Social Benefits	210301	62	(5,831,744,512.63)	(3,780,430,512.20)
Overhead Cost	220201-220211	63	(28,369,141,807.79)	(13,193,555,557.64)
Subvention, Grants & Contribution	220401-220402	64	(30,830,174,585.95)	(11,726,576,608.28)
Public Debt Charges	220209	66	(4,618,252,231.59)	(5,625,378,566.47)
Special Programmes/Projects	220701	67	(9,890,081,022.59)	(1,922,777,954.35)
TOTAL OUTFLOW FROM OPERATING ACTIVITIES (B)			(93,114,686,531.86)	(47,471,445,157.40)
NET CASH FLOW FROM OPERATING ACTIVITIES (C=A-B)			111,550,487,947.48	15,303,389,256.33
CASH FLOWS FROM INVESTING ACTIVITIES				
CAPITAL RECEIPTS:		68		
PURCHASE/CONSTRUCTION OF PPE:				
Administration Sector	320101-320110	69	(779,818,737.12)	(343,774,275.96)
Economic Sector	320101-320111	69	(43,014,807,573.97)	(8,714,760,279.65)
Law & Justice Sector	320101-320112	69	-	-
Regional Sector	320101-320113	69	-	-
Social Sector	320101-320114	69	(3,533,540,510.15)	(242,958,237.83)
NET CASH FLOW FROM INVESTING ACTIVITIES			(47,328,166,821.24)	(9,301,492,793.44)



EKITI STATE OF NIGERIA
CONSOLIDATED STATEMENT OF CASH FLOW
FOR THE MID-YEAR ENDED 30TH JUNE, 2024
STATEMENT NO. 3



	NCOA CODE	NOTES	JAN. - JUNE, 2024	JAN. - JUNE, 2023
			₦	₦
CASH FLOWS FROM FINANCING ACTIVITIES				
Proceeds from Foreign Loans	420301	71	-	4,913,198,397.09
Proceeds from Domestic Loans	420301	72	2,722,353,990.97	1,558,096,258.97
Foreign Loans Repayments	420301	73	(2,636,997,977.45)	(847,017,971.75)
Domestic Loans Repayment	420301	73	(51,280,949,134.68)	(2,538,501,998.73)
NET CASH FLOW FROM FINANCING ACTIVITIES			(51,195,593,121.16)	3,085,774,685.58
NET CASH FLOW FROM ALL ACTIVITIES			13,026,728,005.08	9,087,671,148.47
CASH & ITS EQUIVALENT AS AT 1ST OF JANUARY 2024			39,714,164,593.81	9,994,754,409.91
CASH & ITS EQUIVALENT AS AT 30TH JUNE, 2024		<i>Note I</i>	52,740,892,598.89	19,082,425,558.38

The accounting policies and notes to the accounts form an integral part of these Financial Statements.

Note 1:

RECONCILIATION :

Net Surplus Per Statement of Performance	94,752,769,480.38	(1,729,572,575.44)
Add Back Non-Cash Movement items :		
Depreciation Charges	19,885,128,662.10	18,247,433,287.67
	114,637,898,142.48	16,517,860,712.23
<u>Net Movement in Current Assets/ Liabilities</u>		
Net Movement in Receivables	(1,241,757,146.03)	(4,747,774,367.16)
Net Movement in Inventories	100,569,314.31	97,102,741.28
Net Movement in Unremitted Deduction	(791,973,840.51)	4,308,803,049.70
Net Movement in Payables	(1,154,248,522.77)	(872,602,879.72)
Net Cash Flow from Operating Activities	111,550,487,947.48	15,303,389,256.33


Note : 2

Cash & Cash Equivalent as at 30/06/2024

Cash Balances

Bank balances

₦	-	₦	-
52,740,892,598.89		19,082,425,558.38	

 03/09/2024
OLARIKE T. OLAYINKA (MRS) FCA, ACTI.
ACCOUNTANT-GENERAL/PERMANENT SECRETARY
EKITI STATE



EKITI STATE OF NIGERIA

STATEMENT OF CHANGES IN NET ASSETS/EQUITY

FOR THE MID-YEAR ENDED 30TH JUNE, 2024



	NOTES	REVALUATION RESERVE	TRANSLATION RESERVE	ACCUMULATED SURPLUSES/DEFICITS	TOTAL
		₦	₦	₦	₦
Balance as at 1st January, 2024		235,385,856,074.56	-	40,705,990,284.02	276,091,846,358.58
Net Gain/ Losses not Recognised in the Statement of Financial Performance	S. 10A/10B	2,391,066,299.42		(63,302,083,288.95)	(60,911,016,989.53)
Investment Recognise during the year	31	250,549,908.00			250,549,908.00
PPE recognise during the year	32	14,680,638,209.84			14,680,638,209.84
Surplus on Revaluation of Investment Property	32	837,514,000.00			837,514,000.00
Net surplus for the Period				94,752,769,480.38	94,752,769,480.38
Balance as at 30th June, 2024		253,545,624,491.82	-	72,156,676,475.45	325,702,300,967.27

The accounting policies and notes to the accounts form an integral part of these Financial Statements.

 03/09/2024

OLARIKE T. OLAYINKA (MRS) FCA, ACTI.
ACCOUNTANT-GENERAL/PERMANENT SECRETARY
EKITI STATE



EKITI STATE OF NIGERIA

STATEMENT OF COMPARISON OF BUDGET AND ACTUAL AMOUNT FOR THE MID-YEAR ENDED 30TH JUNE, 2024



	ACTUAL JAN. - JUNE, 2024	MID-YEAR BUDGET 2024	ORIGINAL BUDGET 2024	VARIANCE ON BUDGET	PERFORMANCE
	₦	₦	₦	₦	₦
	A	B=C/2	C	D=(A-B)	A/B%
OPENING BALANCE (A)	39,714,164,593.81	2,447,377,204.96	4,894,754,409.91	37,266,787,388.86	
RECEIPTS		-		-	
REVENUE		-		-	
Government Share of FAAC	136,565,225,183.96	26,810,000,000.00	53,620,000,000.00	109,755,225,183.96	509
Government Share of VAT	27,250,979,878.68	14,115,219,068.50	28,230,438,137.00	13,135,760,810.18	193
Tax Revenue	7,129,049,789.88	7,149,362,815.88	14,298,725,631.76	(20,313,026.00)	100
Non-Tax Revenue	9,676,136,343.13	4,116,350,210.50	8,232,700,421.00	5,559,786,132.63	235
Aids & Grants	23,426,345,629.76	12,647,931,657.97	25,295,863,315.94	10,778,413,971.79	185
Other Revenue	617,437,653.93	-	-	617,437,653.93	
SUB TOTAL (B)	204,665,174,479.34	64,838,863,752.85	129,677,727,505.70	139,826,310,726.49	316
				-	
RECEIPTS FROM LOAN				-	
Proceeds from Domestic Loan	2,722,353,990.97	12,500,000,000.00	25,000,000,000.00	(9,777,646,009.03)	
Proceeds from Foreign Loan	-			-	
SUB TOTAL (C)	2,722,353,990.97	12,500,000,000.00	25,000,000,000.00	(9,777,646,009.03)	22
TOTAL RECEIPTS (A+B+C)	247,101,693,064.12	79,786,240,957.81	159,572,481,915.61	167,315,452,106.32	310



EKITI STATE OF NIGERIA

STATEMENT OF COMPARISON OF BUDGET AND ACTUAL AMOUNT FOR THE MID-YEAR ENDED 30TH JUNE, 2024



	ACTUAL JAN. - JUNE, 2024	MID-YEAR BUDGET 2024	ORIGINAL BUDGET 2024	VARIANCE ON BUDGET	PERFORMANCE
	₦	₦	₦	₦	₦
	A	B=C/2	C	D=(A-B)	A/B%
<u>PAYMENTS</u>					
Employees Benefits	13,575,292,371.31	11,620,391,481.87	23,240,782,963.73	(1,954,900,889.45)	117
Social Benefits	5,831,744,512.63	3,891,868,673.69	7,783,737,347.38	(1,939,875,838.94)	150
Overhead Cost	28,369,141,807.79	14,279,275,200.93	28,558,550,401.86	(14,089,866,606.86)	199
Subvention, Grants & Contribution	30,830,174,585.95	8,563,162,484.72	17,126,324,969.44	(22,267,012,101.23)	360
Special Programmes/Projects	9,890,081,022.59	3,144,350,232.09	6,288,700,464.18	(6,745,730,790.50)	315
Purchase/Contruction of Assets	47,328,166,821.24	32,091,848,884.51	64,183,697,769.02	(15,236,317,936.73)	147
Public Debt Charges	4,618,252,231.59	-			
Foreign Loans Repayments	2,636,997,977.45	6,195,344,000.00	12,390,688,000.00	3,558,346,022.55	
Domestic Loans Repayment	51,280,949,134.68	-			
TOTAL PAYMENTS	194,360,800,465.23	79,786,240,957.81	159,572,481,915.61	(114,574,559,507.43)	244
NET RECEIPTS	52,740,892,598.89	-	-		

NOTE: The Statement of Comparison of Budget and Actual Amount above is prepared on Cash Basis in relation to Budget.

[Signature] 03/09/2024

OLARIKE T. OLAYINKA (MRS) FCA, ACIT.
ACCOUNTANT-GENERAL/PERMANENT SECRTRY
EKITI STATE

NOTE 1: STATUTORY ALLOCATION (FAAC)

NOTE	DETAILS		₦	₦	REMARKS
1	GOVERNMENT SHARE OF FAAC (Statutory Revenue)				
	Net Share of Statutory Allocation from FAAC	1A	613,808,580.51		
	Deduction at source	1B	7,817,262,641.59	8,431,071,222.10	
	Share of Statutory Allocation - Other Agencies	1C		128,134,153,961.86	
	Share of Statutory Allocation - Excess Crude Oil	1D		-	
	Total (GROSS) FAAC Allocation			136,565,225,183.96	

NOTE 1A-1D: BREAKDOWN OF GOVERNMENT SHARE OF FAAC (STATUTORY REVENUE)

JAN - JUNE, 2024							JAN. - JUNE, 2023				
	1A	1B	1C	1D							
MONTH	NET RECEIPT	DEDUCTION AT SOURCE	OTHER FAAC RECEIPTS	SHARE OF EXCESS CRUDE	TOTAL	MONTH	NET RECEIPT	DEDUCTION AT SOURCE	OTHER FAAC RECEIPTS	SHARE OF EXCESS CRUDE	TOTAL
	₦	₦	₦	₦	₦		₦	₦	₦	₦	₦
JANUARY	1,278,388,135.51	799,361,027.08	10,726,810,631.14	-	12,804,559,793.73	JANUARY	2,438,294,511.65	1,449,863,458.95	393,759,814.61	-	4,281,917,785.21
FEBRUARY	1,332,397,034.25	1,259,961,364.16	69,355,216,526.33	-	71,947,574,924.74	FEBRUARY	759,267,370.40	1,486,104,348.76	845,294,499.63	-	3,090,666,218.79
MARCH	(1,533,629,903.43)	1,621,550,688.77	13,352,140,452.60	-	13,440,061,237.94	MARCH	653,819,620.65	1,483,184,257.23	763,571,641.16	-	2,900,575,519.04
APRIL	238,352,146.28	1,363,769,066.95	13,271,714,025.88	-	14,873,835,239.11	APRIL	1,408,856,950.76	1,504,092,983.29	151,563,927.98	-	3,064,513,862.03
MAY	(15,476,440.24)	1,356,739,967.63	8,580,960,424.96	-	9,922,223,952.35	MAY	690,629,639.88	1,378,570,599.00	566,100,052.04	-	2,635,300,290.92
JUNE	(686,222,391.86)	1,415,880,527.00	12,847,311,900.95	-	13,576,970,036.09	JUNE	1,722,537,710.42	1,407,146,514.80	154,727,655.32	-	3,284,411,880.54
TOTAL	613,808,580.51	7,817,262,641.59	128,134,153,961.86	-	136,565,225,183.96	TOTAL	7,673,405,803.76	8,708,962,162.03	2,875,017,590.74	-	19,257,385,556.53

OTHER FAAC RECEIPTS 1C

MONTH	EXCHANGE RATE GAIN	EXCESS BANK CHARGES	ELECTRONIC MONEY TRANSFER	FOREX EQUALIZATION	NON-OIL REVENUE	SOLID MINREAL	SPECIAL FAAC RELEASE	INTERVENTION	ECOLOGICAL RECEIPTS	TOTAL
	₦	₦	₦	₦	₦	₦	₦	₦	₦	₦
JANUARY	1,613,783,117.62	-	-	-	-	-	9,000,000,000.00	-	113,027,513.52	10,726,810,631.14
FEBRUARY	1,505,345,691.78	-	-	-	-	-	47,749,194,203.03	20,000,000,000.00	100,676,631.52	69,355,216,526.33
MARCH	3,240,599,987.70	-	-	-	-	-	10,000,000,000.00	-	111,540,464.90	13,352,140,452.60
APRIL	1,547,017,404.22	-	-	-	-	-	11,632,587,806.73	-	92,108,814.93	13,271,714,025.88
MAY	2,392,551,897.21	-	-	-	-	-	6,000,000,000.00	-	188,408,527.75	8,580,960,424.96
JUNE	2,711,716,043.90	-	-	-	-	-	10,035,000,000.00	-	100,595,857.05	12,847,311,900.95
TOTAL	13,011,014,142.43	-	-	-	-	-	94,416,782,009.76	20,000,000,000.00	706,357,809.67	128,134,153,961.86

NOTE 1B: FACILITIES REPAYMENT; DEDUCTION AT SOURCE (FAAC)

MONTH	FOREIGN LOAN	BUDGET SUPPORT	PARIS CLUB REFUND TO LOCAL GOVERNMENT	BOND ISSUANCE PROGRAMME 2	RESTRUCTURING OF COMM. BANK LOAN	SALARY BAIL OUT	HEALTH INTERVENTION	ECOLOGICAL FUND	COMMERCIAL AGRICULTURE	JUDGMENT DEBT	EXCESS CRUDE LOAN	TOTAL
	₦	₦	₦	₦	₦	₦	₦	₦	₦	₦	₦	₦
JANUARY	174,084,423.32	-	-	491,490,204.30	-	-	27,085,817.36	55,987,252.89	50,713,329.21	-	-	799,361,027.08
FEBRUARY	620,818,044.47	-	-	491,490,204.30	-	-	27,085,817.36	69,853,968.82	50,713,329.21	-	-	1,259,961,364.16
MARCH	801,738,563.16	-	-	491,490,204.30	248,153,651.78	-	27,085,817.36	2,369,122.96	50,713,329.21	-	-	1,621,550,688.77
APRIL	503,155,133.40	-	-	491,490,204.30	248,153,651.78	-	27,085,817.36	43,170,930.90	50,713,329.21	-	-	1,363,769,066.95
MAY	503,155,133.40	-	-	491,490,204.30	248,153,651.78	-	27,085,817.36	36,141,831.58	50,713,329.21	-	-	1,356,739,967.63
JUNE	503,155,133.40	-	-	491,490,204.30	248,153,651.78	-	27,085,817.36	19,661,446.76	50,713,329.21	-	75,620,944.19	1,415,880,527.00
TOTAL	3,106,106,431.15	-	-	2,948,941,225.80	992,614,607.12	-	162,514,904.16	227,184,553.91	304,279,975.26	-	75,620,944.19	7,817,262,641.59

NOTE 2: VALUE ADDED TAX (VAT)

2	VALUE ADDED TAX		₦	₦	
	Share of Value Added Tax (VAT)	2	27,250,979,878.68		
				27,250,979,878.68	

NOTE 2: VALUE ADDED TAX

MONTH	JAN. - JUNE, 2024			JAN. - JUNE, 2023		
	GROSS RECEIPT	DEDUCTION AT SOURCE	NET RECEIPTS	GROSS RECEIPT	DEDUCTION AT SOURCE	NET RECEIPTS
	₦	₦	₦	₦	₦	₦
JANUARY	4,459,293,079.50	-	4,459,293,079.50	2,233,610,602	-	2,233,610,602.25
FEBRUARY	3,918,811,085.44	-	3,918,811,085.44	2,243,884,904	-	2,243,884,904.48
MARCH	4,276,439,820.66	-	4,276,439,820.66	2,196,031,652	-	2,196,031,651.86
APRIL	5,116,954,459.86	-	5,116,954,459.86	2,055,129,228	-	2,055,129,228.29
MAY	4,781,742,268.93	-	4,781,742,268.93	2,116,128,294	-	2,116,128,293.81
JUNE	4,697,739,164.29	-	4,697,739,164.29	2,470,496,750	-	2,470,496,750.08
TOTAL	27,250,979,878.68	-	27,250,979,878.68	13,315,281,430.77	-	13,315,281,430.77

NOTE 3 : INTERNALLY GENERATED REVENUE (IGR)

INTERNALLY GENERATED REVENUE (IGR) BY MDAs

ADMINISTRATIVE CODE	MINISTRIES, DEPARTMENTS AND AGENCIES (MDAs)	ACTUAL REVENUE JAN. - JUNE, 2024	MID-YEAR BUDGET 2024	VARIANCE	ACTUAL REVENUE JAN. - JUNE, 2023
		₦	₦	₦	₦
	NOTE 3 A				
	TAX REVENUE				
	PERSONAL TAX 120101				
022000800100	BOARD OF INTERNAL REVENUE SERVICE	7,129,049,789.88	7,149,362,815.98	(20,313,026.10)	7,879,680,924.68
022000800100	BOARD OF INTERNAL REVENUE SERVICE (TAX RECEIVABLE)	3,101,868,305.93			
	SUB- TOTAL PERSONNAL TAX 120101	10,230,918,095.81	7,149,362,815.98	(20,313,026.10)	7,879,680,924.68
	NOTE 4 A				
	NON TAX REVENUE				
	LICENCES GENERAL - 120201				
023400100100	MINISTRY OF WORKS - HQTRS	-	4,000,000.00	- 4,000,000.00	-
021500100100	MINISTRY OF AGRICULTURE AND FOOD SECURITY	855,000.00	6,392,924.81	- 5,537,924.81	24,000.00
021510900100	FORESTRY DEPARTMENT/ COMMISSION	10,241,000.00	4,000,000.00	6,241,000.00	9,620,000.00
022000800100	BOARD OF INTERNAL REVENUE SERVICE	134,073,268.75	255,000,000.00	- 120,926,731.25	156,960,438.22
	EKITI STATE TRAFFIC MANAGEMENT AGENCY	-	2,000,000.00	- 2,000,000.00	
	EKITI STATE ENTERPRISE DEVELOPMENT PROMOTION AGENCY	176,000.00	-	176,000.00	
025200100200	RURAL WATER SUPPLY AND SANITATION AGENCY	-	-	-	163,200.00
051400100100	MINISTRY OF WOMEN AFFAIRS, GENDER EMPOWERMENT &SOCIAL WELFARE	110,000.00	250,000.00	- 140,000.00	90,000.00
051700100400	MINISTRY OF EDUCATION, SCIENCE AND TECHNOLOGY	17,832,500.00	-	17,832,500.00	13,020,300.00
023100100100	EKITI STATE ELECTRICITY BOARD	240,000.00	-	240,000.00	420,000.00
023100100400	EKITI STATE ELECTRICITY REGULATORY BUREAU		250,000.00		
	SUB - TOTAL (LICENCES - GENERAL) 120201	163,527,768.75	271,892,924.81	(108,115,156.06)	180,297,938.22
	FEES - GENERAL 120204				
023400100100	MINISTRY OF WORKS AND TRANSPORT - HQTRS	14,200,000.00	19,000,000.00	(4,800,000.00)	14,749,631.00
016101700100	CABINET AND SPECIAL SERVICES DEPARMENT	7,500.00	-		30,500.00
011111201600	EKITI STATE BUREAU OF LOCAL CONTENT	2,797,000.00	500,000.00		
011110100100	BUREAU OF SPECIAL PROJECTS	1,000.00	1,250,000.00	(1,249,000.00)	-
011100100100	GOVERNMENT HOUSE AND PROTOCOL	200,000.00		200,000.00	500,000.00
011200200100	HOUSE OF ASSEMBLY SERVICE COMMISSION		5,000.00	(5,000.00)	-
011200200100	EKITI STATE LEGISLATIVE LOANS BOARD		50,000.00		
012300100100	MINISTRY OF INFORMATION AND VALUES ORIENTATION		18,202.44	(18,202.44)	-

INTERNALLY GENERATED REVENUE (IGR) BY MDAs

ADMINISTRATIVE CODE	MINISTRIES, DEPARTMENTS AND AGENCIES (MDAs)	ACTUAL REVENUE JAN. - JUNE, 2024	MID-YEAR BUDGET 2024	VARIANCE	ACTUAL REVENUE JAN. - JUNE, 2023
		₦	₦	₦	₦
011111200100	GENERAL ADMINISTRATION DEPARTMENT	510,000.00	1,250,000.00	(740,000.00)	650,000.00
012500600100	OFFICE OF ESTABLISHMENTS AND SERVICE MATTERS	597,500.00	50,000.00	547,500.00	352,000.00
012500700100	OFFICE OF CAPACITY DEVELOPMENT AND REFORM	337,500.00	1,000,000.00	(662,500.00)	580,150.00
014000100100	STATE AUDITOR GENERAL OFFICE	15,000.00	500,000.00	(485,000.00)	460,000.00
014700100100	CIVIL SERVICE COMMISSION	-	-	-	1,000.00
021500100100	MINISTRY OF AGRICULTURE AND FOOD SECURITY	13,545,000.00	8,100,000.00	5,445,000.00	5,196,100.00
051702600500	EKITI STATE POLYTECHNIC ISAN - EKITI	5,056,800.00	-	5,056,800.00	10,429,628.00
021510900100	FORESTRY DEPARTMENT/ COMMISSION	25,443,270.00	22,500,000.00	2,943,270.00	25,643,950.00
022000100100	MINISTRY OF FINANCE		240,012.19	(240,012.19)	-
022000800100	BOARD OF INTERNAL REVENUE SERVICE	200,000.00	10,000,000.00	(9,800,000.00)	255,436.00
022000800200	EKITI STATE SIGNAGE AND ADVERTISEMENT AGENCY (IRS)	53,174,110.00	-	53,174,110.00	31,667,031.00
022200100100	MINISTRY OF TRADE, INDUSTRY, INVESTMENT & COOPERATIVES	26,001,589.00	18,120,853.07	7,880,735.93	16,907,340.00
022200600100	COOPERATIVE DEPARTMENT AND COOPERATIVES COLLEGE IJERO		1,296,073.12	(1,296,073.12)	-
026000100200	OFFICE OF SURVEYOR - GENERAL OF THE STATE	7,016,247.00	15,100,000.00	(8,083,753.00)	9,337,635.00
011100400100	MILLENNIUM/ SUSTAINABLE DEVELOPMENT GOALS (MDGS / SDGS) OFFICE		864,038.75	(864,038.75)	-
025200100100	EKITI STATE WATER CORPORATION	120,000.00	1,000,000.00	(880,000.00)	15,769,059.50
026100100400	Ekiti State Water Sector Regulatory Agency	1,276,730.00			500,000.00
025300100100	MINISTRY OF PHYSICAL PLANNING AND URBAN DEVELOPMENT	61,841,821.00	45,000,000.00	16,841,821.00	59,493,335.11
025301000100	STATE HOUSING CORPORATION	13,109,959.35	26,500,000.00	(13,390,040.65)	73,476,287.18
025301000200	URBAN RENEWAL AGENCY		1,000,000.00	(1,000,000.00)	-
023610100100	BUREAU OF TOURISM	140,000.00	380,060.94	(240,060.94)	
026000100100	BUREAU OF LAND SERVICES	146,136,338.20	160,250,000.00	(14,113,661.80)	135,252,893.35
031800100100	EKITI STATE JUDICIARY	10,810,978.40	16,769,216.51	(5,958,238.11)	14,610,360.48
031801100100	STATE JUDICIAL SERVICE COMMISSION	277,000.00	450,000.00	(173,000.00)	375,000.00
031801100100	CUSTOMARY COURT OF APPEAL	1,030,150.89			
032600100100	MINISTRY OF JUSTICE	152,000.00	11,756,093.36	(11,604,093.36)	26,000.00
055100100100	MINISTRY FOR LOCAL GOVERNMENT AND COMMUNITY DEVELOPMENT		766,012.19	(766,012.19)	1,050,000.00
051400100100	MINISTRY OF WOMEN AFFAIRS, GENDER EMPOWERMENT & SOCIAL WELFARE	2,798,000.00	3,300,000.00	(502,000.00)	2,339,500.00
051700100100	MINISTRY OF EDUCATION, SCIENCE AND TECHNOLOGY	5,774,900.00	5,600,000.00	174,900.00	2,880,300.00
051700100600	STATE UNIVERSAL BASIC EDUCATION BOARD		5,000,000.00	(5,000,000.00)	-
051700100100	EKITI STATE LIBRARY BOARD	449,000.00	88,000.00	361,000.00	53,500.00

INTERNALLY GENERATED REVENUE (IGR) BY MDAs

ADMINISTRATIVE CODE	MINISTRIES, DEPARTMENTS AND AGENCIES (MDAs)	ACTUAL REVENUE JAN. - JUNE, 2024	MID-YEAR BUDGET 2024	VARIANCE	ACTUAL REVENUE JAN. - JUNE, 2023
		₦	₦	₦	₦
051702600300	BAMIDELE OLUMILUA UNIVERSITY OF EDUCATION - IKERE EKITI	1,403,045,772.50	450,000,000.00	953,045,772.50	1,078,176,944.00
051702600200	EKITI STATE UNIVERSITY	4,672,574,484.00	1,135,735,359.00	3,536,839,125.00	3,871,166,007.88
051705300100	BOARD FOR TECHNICAL AND VOCATIONAL EDUCATION	46,000.00	50,000.00	(4,000.00)	-
051701000100	AGENCY FOR ADULT AND NON-FORMAL EDUCATION	318,000.00	275,000.00	43,000.00	100,100.00
052100100100	MINISTRY OF HEALTH & HUMAN SERVICES- HQTRS	996,000.00	2,000,000.00	(1,004,000.00)	1,261.75
052102600100	EKITI STATE UNIVERSITY TEACHING HOSPITAL		50,000,000.00	(50,000,000.00)	-
052110200100	HOSPITAL MANAGEMENT BOARD	23,727,135.31	78,500,000.00	(54,772,864.69)	74,443,346.93
051702600400	COLLEGE OF HEALTH TECHNOLOGY, IJERO EKITI	205,379,800.00	150,431,000.00	54,948,800.00	218,604,000.00
053500100100	MINISTRY OF ENVIRONMENT	7,500.00	-		
053501600100	STATE ENVIRONMENTAL PROTECTION AGENCY	12,457,000.00	3,500,000.00	8,957,000.00	2,020,100.00
053505300100	EKITI STATE WASTE MANAGEMENT BOARD	491,076.87	600,000.00	(108,923.13)	-
051305200100	EKITI STATE SPORT COUNCIL	149,000.00	500,000.00	(351,000.00)	-
011100700100	EKITI STATE BUREAU OF PUBLIC PROCUREMENT		14,500,000.00	(14,500,000.00)	12,190,000.00
023100100100	EKITI STATE ELECTRICITY BOARD		249,012.68	(249,012.68)	-
023100100400	EKITI STATE ELECTRICITY REGULATORY BUREAU	155,000.00	300,000.00	(145,000.00)	
011111300100	EKITI STATE PENSION COMMISSION		-		21,000.00
022000800300	LOTTERY COMMISSION	57,219,976.00	-		44,570,000.00
023400100400	EKITI STATE PUBLIC WORKS CORPORATION		-		55,000.00
026000100500	EKITI STATE GEOSPATIAL DATA CENTRE	500.00			
026300100100	MINISTRY OF INFRASTRUCTURE AND PUBLIC UTILITIES	4,375,600.00	2,674,500.00		
023300100100	EKITI STATE MINERAL RESOURCES DEVELOPMENT AGENCY	6,000,000.00	7,200,000.00	(1,200,000.00)	1,200,000.00
	SUB - TOTAL FEES - GENERAL 120204	6,779,962,238.52	2,274,218,434.22	4,442,253,347.42	5,725,134,397.18
	FINES - GENERAL 120205				
023400100100	MINISTRY OF WORKS AND TRANSPORT - HQTRS		42,000,000.00	(42,000,000.00)	40,078,250.00
023500100100	MINISTRY OF TRANSPORTATION - HQTRS	64,758,450.00	47,500,000.00		
023400100300	EKITI STATE TRAFFIC MANAGEMENT AGENCY	14,321,501.00	4,000,000.00	10,321,501.00	9,880,205.00
012500600100	OFFICE OF ESTABLISHMENTS AND SERVICE MATTERS	1,899,000.00	1,000,000.00	899,000.00	757,500.00
014000200100	OFFICE OF THE AUDITOR GENERAL FOR LOCAL GOVERNMENT		200,000.00	(200,000.00)	116,500.00
014700100100	CIVIL SERVICE COMMISSION	149,600.00	1,259,145.27	(1,109,545.27)	51,300.00
021500100100	MINISTRY OF AGRICULTURE AND FOOD SECURITY	14,413,500.00	18,600,000.00	(4,186,500.00)	26,693,100.00

INTERNALLY GENERATED REVENUE (IGR) BY MDAs

ADMINISTRATIVE CODE	MINISTRIES, DEPARTMENTS AND AGENCIES (MDAs)	ACTUAL REVENUE JAN. - JUNE, 2024	MID-YEAR BUDGET 2024	VARIANCE	ACTUAL REVENUE JAN. - JUNE, 2023
		₦	₦	₦	₦
021510900100	FORESTRY DEPARTMENT/ COMMISSION	3,973,850.00	3,000,000.00	973,850.00	6,620,000.00
022000100100	MINISTRY OF FINANCE AND ECONOMIC DEVELOPMENT	22,500.00	10,000.00	12,500.00	22,500.00
022000800200	SIGNAGE AND ADVERTISEMENT AGENCY		35,000,000.00		
022000800300	LOTTERY COMMISSION		42,500,000.00		
022000800100	BOARD OF INTERNAL REVENUE SERVICE	282,000.00	-	282,000.00	1,358,150.00
011111200200	PETROLEUM PRODUCTS CONSUMER PROTECTION UNIT	170,000.00	-	170,000.00	-
023100100100	EKITI STATE ELECTRICITY BOARD		-	-	25,000.00
023100100400	EKITI STATE ELECTRICITY REGULATORY BUREAU		25,000.00		
026000100200	OFFICE OF SURVEYOR - GENERAL OF THE STATE	4,757,462.00	2,750,000.00	2,007,462.00	3,662,110.00
025300100100	MINISTRY OF PHYSICAL PLANNING AND URBAN DEVELOPMENT		1,000,000.00	(1,000,000.00)	7,421,645.00
025301000100	STATE HOUSING CORPORATION	192,967.35	-	192,967.35	77,550.00
026000100100	BUREAU OF LAND SERVICES	74,799,597.25	-	74,799,597.25	46,934,014.64
026100100100	MINISTRY OF INFRASTRUCTURE AND PUBLIC UTILITIES	330,000.00	825,500.00	(495,500.00)	-
031800100100	EKITI STATE JUDICIARY	588,500.00	8,230,783.49	(7,642,283.49)	1,982,600.00
032600100100	MINISTRY OF JUSTICE	304,218,546.67	71,500,000.00	232,718,546.67	64,486,328.95
056600200100	MINISTRY OF CHIEFTAINCY AND HOME AFFAIRS	295,000.00	1,296,073.12	(1,001,073.12)	580,000.00
051300100100	MINISTRY OF YOUTH AND SPORT DEVELOPMENT	2,250,000.00	50,000.00	2,200,000.00	2,350,000.00
051400100100	MINISTRY OF WOMEN AFFAIRS, GENDER EMPOWERMENT & SOCIAL WELFARE	181,500.00	125,000.00	56,500.00	74,000.00
051700100100	MINISTRY OF EDUCATION, SCIENCE AND TECHNOLOGY	51,119,500.00	38,900,000.00	12,219,500.00	33,343,620.00
051702600300	BAMIDELE OLUMILUA UNIVERSITY OF EDUCATION - IKERE EKITI		100,027,382.05	(100,027,382.05)	143,411,460.00
051702600200	EKITI STATE UNIVERSITY		110,650,300.00	(110,650,300.00)	454,958,682.50
051705300100	BOARD FOR TECHNICAL AND VOCATIONAL EDUCATION	45,000.00	50,000.00	(5,000.00)	50,000.00
051701000100	AGENCY FOR ADULT AND NON-FORMAL EDUCATION	70,000.00	-	70,000.00	115,000.00
052100100100	MINISTRY OF HEALTH- HQTRS	680,000.00	200,000.00	480,000.00	1,652,500.00
052110200100	HOSPITAL MANAGEMENT BOARD	4,995,234.40	15,500,000.00	(10,504,765.60)	3,205,620.32
051702600400	COLLEGE OF HEALTH TECHNOLOGY		74,475,000.00	(74,475,000.00)	-
053500100100	MINISTRY OF ENVIRONMENT	2,491,736.25	1,791,465.81	700,270.44	743,000.00
053501600100	STATE ENVIRONMENTAL PROTECTION AGENCY	2,705,600.00	1,000,000.00	1,705,600.00	1,146,000.00
053505300100	EKITI STATE WASTE MANAGEMENT BOARD	3,991,367.56	6,259,948.47	(2,268,580.91)	4,392,895.65
011200100200	EKITI STATE LEGISLATIVE LOANS BOARD	42,000.00			

INTERNALLY GENERATED REVENUE (IGR) BY MDAs

ADMINISTRATIVE CODE	MINISTRIES, DEPARTMENTS AND AGENCIES (MDAs)	ACTUAL REVENUE JAN. - JUNE, 2024	MID-YEAR BUDGET 2024	VARIANCE	ACTUAL REVENUE JAN. - JUNE, 2023
		₦	₦	₦	₦
023400100400	EKITI STATE PUBLIC WORKS CORPORATION		213,693.74	(213,693.74)	-
	SUB - TOTAL FINES - GENERAL 120205	553,744,412.48	629,939,291.95	(15,970,329.47)	856,189,532.06
	SALES - GENERAL 120206				
023100100100	EKITI STATE ELECTRICITY BOARD	1,458,256.00	-	1,458,256.00	3,000.00
016101700100	CABINET AND SPECIAL SERVICES DEPARTMENT	10,000.00	-	10,000.00	40,500.00
011111300200	PENSION TRANSITION ARRANGEMENT DEPARTMENT	1,448,860.00	1,512,085.31	(63,225.30)	1,292,000.00
011103700100	MUSLIM PILGRIM WELFARE BOARD		750,000.00	(750,000.00)	247,500.00
011103800100	CHRISTIAN PILGRIM WELFARE BOARD	30,000.00	432,024.38	(402,024.38)	76,000.00
011111200200	PETROLEUM PRODUCT CONSUMER PROTECTION AGENCY		500,000.00	(500,000.00)	-
011200200100	STATE HOUSE OF ASSEMBLY SERVICE COMMISSION	346,900.00	89,025.25	257,874.76	53,100.00
011200100100	STATE HOUSE OF ASSEMBLY		332,024.38	(332,024.38)	-
011200100200	EKITI STATE LEGISLATIVE LOANS BOARD		50,000.00		
012300100100	MINISTRY OF INFORMATION AND VALUES ORIENTATION		25,000.00	(25,000.00)	-
012300300100	BROADCASTING SERVICE OF EKITI STATE	39,038,232.21	55,000,000.00	(15,961,767.79)	44,979,371.89
011111200100	GENERAL ADMINISTRATION DEPARTMENT	494,400.00	500,000.00	(5,600.00)	-
012500600100	OFFICE OF ESTABLISHMENTS AND TRAINING	2,331,100.00	600,000.00	1,731,100.00	365,400.00
012500700100	OFFICE OF CAPACITY DEVELOPMENT AND REFORM	503,650.00	296,073.12	207,576.88	140,822.50
014700100100	CIVIL SERVICE COMMISSION	7,990,627.00	1,250,000.00	6,740,627.00	72,650.00
021500100100	MINISTRY OF AGRICULTURE AND FOOD SECURITY	800,000.00	1,900,000.00	(1,100,000.00)	600,000.00
051702600100	SCHOOL AGRICULTURE AND ENTERPRISE	45,000.00	56,000.00	(11,000.00)	40,000.00
021510900100	FORESTRY DEPARTMENT/ COMMISSION	3,592,400.00	3,500,000.00	92,400.00	4,160,000.00
021511000100	FOUNTAIN AGRIC MARKETING AGENCY	1,152,319.00	1,250,000.00	(97,681.00)	569,266.97
022000800100	BOARD OF INTERNAL REVENUE SERVICE	21,909,706.34	50,000,000.00	(28,090,293.66)	23,041,300.00
023500200100	EKITI STATE TRAFFIC MANAGEMENT AGENCY		5,000,000.00		
022200900100	TECHNICAL ADVISER ON EKITI KNOWLEDGE ZONE		1,101,218.67	(1,101,218.67)	-
011100500100	EKITI STATE MICRO FINANCE AND ENTERPRISES DEVELOPMENT AGENCY / MULTI- PURPOSE CREDIT		755,324.41	(755,324.41)	-

INTERNALLY GENERATED REVENUE (IGR) BY MDAs

ADMINISTRATIVE CODE	MINISTRIES, DEPARTMENTS AND AGENCIES (MDAs)	ACTUAL REVENUE JAN. - JUNE, 2024	MID-YEAR BUDGET 2024	VARIANCE	ACTUAL REVENUE JAN. - JUNE, 2023
		₦	₦	₦	₦
026000100500	EKITI STATE GEOSPATIAL DATA CENTRE	1,000.00			
022700100100	BUREAU OF PRODUCTIVITY AND EMPOWERMENT	1,500.00	-	1,500.00	-
023600100100	MINISTRY OF ARTS, CULTURE AND TOURISM		80,000.00	(80,000.00)	-
025200100100	EKITI STATE WATER CORPORATION		3,750,000.00	(3,750,000.00)	-
025300100100	MINISTRY OF PHYSICAL PLANNING AND URBAN DEVELOPMENT	1,642,150.00	-	1,642,150.00	438,562.06
025301000100	STATE HOUSING CORPORATION	8,199,352.00	56,000,000.00	(47,800,648.00)	1,278,000.00
026000100100	BUREAU OF LAND SERVICES	3,171,165.00	4,750,000.00	(1,578,835.00)	470,000.00
031801100100	STATE JUDICIAL SERVICE COMMISSION	421,620.00	50,000.00	371,620.00	18,500.00
032600100100	MINISTRY OF JUSTICE	139,000.00	6,750,000.00	(6,611,000.00)	1,000.00
051400100100	MINISTRY OF WOMEN AFFAIRS, GENDER EMPOWERMENT & SOCIAL WELFARE - HQTRS				50,000.00
051702600500	EKITI STATE POLYTECHNIC ISAN - EKITI		14,101,218.67	(14,101,218.67)	-
051705500100	STATE TEACHING SERVICE COMMISSION	2,774,800.00	1,000,000.00	1,774,800.00	146,800.00
051705300100	BOARD FOR TECHNICAL AND VOCATIONAL EDUCATION		50,000.00	(50,000.00)	-
051701000100	AGENCY FOR ADULT AND NON-FORMAL EDUCATION		25,000.00	(25,000.00)	20,100.00
022200600100	COOPERATIVE DEPARTMENT AND COOPERATIVE COLLEGE IJERO-EKITI	200,000.00	-	200,000.00	-
052100100100	MINISTRY OF HEALTH - HQTRS		120,243.74	(120,243.74)	-
052110200100	HOSPITAL MANAGEMENT BOARD		6,000,000.00	(6,000,000.00)	-
052102600100	EKITI STATE UNIVERSITY TEACHING HOSPITAL				507,786,836.30
051702600400	COLLEGE OF HEALTH TECHNOLOGY, IJERO EKITI	6,567,100.00	300,406.25	6,266,693.75	1,266,500.00
052110400100	Central Medical Stores (EKITI DRUGS HEALTH SUPPLIES MANAGEMENT (EKSDMA))	2,698,982.42	2,500,000.00	198,982.42	2,113,063.92
011102100100	EKITI STATE LIASION OFFICE, ABUJA		600,000.00		
011102100500	EKITI STATE LIASION OFFICE, LAGOS		1,500,000.00		

INTERNALLY GENERATED REVENUE (IGR) BY MDAs

ADMINISTRATIVE CODE	MINISTRIES, DEPARTMENTS AND AGENCIES (MDAs)	ACTUAL REVENUE JAN. - JUNE, 2024	MID-YEAR BUDGET 2024	VARIANCE	ACTUAL REVENUE JAN. - JUNE, 2023
		₦	₦	₦	₦
022205200100	EKITI STATE DEVELOPMENT AND INVESTMENT PROMOTION AGENCY		2,601,218.67		
053505300100	EKITI STATE WASTE MANAGEMENT BOARD		650,000.00	(650,000.00)	-
	SUB - TOTAL SALES - GENERAL 120206	106,968,119.97	225,726,862.82	(109,008,524.18)	589,270,273.64
	EARNINGS - GENERAL 120207				
023100100100	EKITI STATE ELECTRICITY BOARD		460,000.00	(460,000.00)	-
016101700100	CABINET AND SPECIAL SERVICES DEPARMENT	125,500.00	750,000.00	(624,500.00)	112,500.00
011100700100	EKITI STATE BUREAU OF PUBLIC PROCUREMENT	26,815,000.00			-
011102100500	EKITI STATE LIAISON OFFICE -LAGOS	1,291,200.00	-	1,291,200.00	1,558,400.00
011102100100	EKITI STATE LIAISON OFFICE -ABUJA	720,400.00	-	720,400.00	294,400.00
021500100100	MINISTRY OF AGRICULTURE AND FOOD SECURITY	660,500.00	2,400,000.00	(1,739,500.00)	265,900.00
021510200100	AGRICULTURAL DEVELOPMENT PROGRAMME	56,000.00	650,000.00	(594,000.00)	29,000.00
021510900100	FORESTRY DEPARTMENT/ COMMISSION	4,278,325.00	3,500,000.00	778,325.00	2,741,825.00
021511000100	FOUNTAIN AGRIC MARKETING AGENCY		250,000.00		-
022000800100	BOARD OF INTERNAL REVENUE SERVICE	17,389,900.00			17,450,837.92
022200100100	MINISTRY OF TRADE, INDUSTRY,INVESTMENT & COOPERATIVES	1,646,846.20	2,000,000.00	(353,153.80)	1,151,000.00
026000100500	EKITI STATE GEOSPATIAL DATA CENTRE	1,607.50			
026000100200	OFFICE OF SURVEYOR - GENERAL OF THE STATE	6,000.00	150,000.00	(144,000.00)	4,000.00
026100100100	MINISTRY OF INFRASTRUCTURE AND PUBLIC UTILITIES	10,000.00			-
023600100200	BUREAU OF TOURISM		700,000.00	(700,000.00)	615,000.00
023600100100	MINISTRY OF ARTS, CULTURE AND CREATIVE ECONOMY	392,830.00	523,036.56	(130,206.56)	596,200.00
025200100100	EKITI STATE WATER CORPORATION	14,244,054.72	11,500,000.00	2,744,054.72	-
025200100200	RURAL WATER SUPPLY AND SANITATION AGENCY		2,250,000.00	(2,250,000.00)	-
025300100100	MINISTRY OF PHYSICAL PLANNING AND URBAN DEVELOPMENT	5,260,499.93	42,133,003.25	(36,872,503.32)	175,268.75
025301000100	STATE HOUSING CORPORATION	40,993,436.31	17,500,000.00	23,493,436.31	1,846,185.75

INTERNALLY GENERATED REVENUE (IGR) BY MDAs

ADMINISTRATIVE CODE	MINISTRIES, DEPARTMENTS AND AGENCIES (MDAs)	ACTUAL REVENUE JAN. - JUNE, 2024	MID-YEAR BUDGET 2024	VARIANCE	ACTUAL REVENUE JAN. - JUNE, 2023
		₦	₦	₦	₦
026000100100	BUREAU OF LAND SERVICES	49,690,178.26	10,000,000.00	39,690,178.26	9,108,964.00
051400100100	MINISTRY OF WOMEN AFFAIRS, GENDER EMPOWERMENT & SOCIAL WELFARE	93,000.00	75,000.00	18,000.00	20,000.00
051702600300	BAMIDELE OLUMILUA UNIVERSITY OF EDUCATION - IKERE EKITI	216,599,678.00	-	216,599,678.00	-
051705300100	BOARD FOR TECHNICAL AND VOCATIONAL EDUCATION		100,000.00	(100,000.00)	-
051700100500	EDUCATION TRUST FUND	760,539,235.10	350,000,000.00	410,539,235.10	195,859,130.54
052100100100	MINISTRY OF HEALTH - HQTRS		3,000,000.00	(3,000,000.00)	-
052110200100	HOSPITAL MANAGEMENT BOARD	86,923,011.72	-		-
052102600100	EKITI STATE UNIVERSITY TEACHING HOSPITAL	252,455,709.87	200,057,459.85	52,398,250.03	9,000.00
051702600200	EKITI STATE UNIVERSITY	505,066,843.60	-	505,066,843.60	
051702600400	EKITI STATE COLLEGE OF HEALTH SCIENCES AND TECHNOLOGY	49,620,200.00	-	49,620,200.00	
051702600500	EKITI STATE POLYTECHNIC, ISAN EKITI	5,519,250.00			
053501600100	EKITI STATE ENVIRONMENTAL PROTECTION AGENCY		1,500,000.00	(1,500,000.00)	
	SUB - TOTAL EARNINGS - GENERAL 120207	2,040,399,206.21	649,498,499.66	1,254,491,937.34	231,837,611.96
	RENT ON GOVERNMENT BUILDINGS 120208				
021500100100	MINISTRY OF AGRICULTURE AND RURAL DEVELOPMENT	-	750,000.00	(750,000.00)	-
023600100100	MINISTRY OF TOURISM, ART AND CULTURE	30,000.00	45,000.00	(15,000.00)	-
051300100100	MINISTRY OF YOUTH AND SPORT DEVELOPMENT	-	2,460,121.87	(2,460,121.87)	-
	SUB - TOTAL RENT ON GOVERNMENT BUILDINGS 120208	30,000.00	3,255,121.87	(3,225,121.87)	-
	RENT ON LANDS & OTHER GENERAL 120209				
021500100100	MINISTRY OF AGRICULTURE AND FOOD SECURITY	507,500.00	1,857,075.19	(1,349,575.19)	25,000.00
021511700100	DIRECTORATE OF FARM SETTLEMENT AND PEASANT FARMER DEVELOPMENT	14,220,500.00	2,450,000.00	11,770,500.00	1,361,250.00
025301000100	STATE HOUSING CORPORATION	16,577,597.20	-	16,577,597.20	16,799,193.10
026000100100	BUREAU OF LAND SERVICES	199,000.00	50,000,000.00	(49,801,000.00)	13,750,094.06
	SUB TOTAL RENT ON LANDS & OTHER GENERAL 120209	31,504,597.20	54,307,075.19	(22,802,477.99)	31,935,537.16
	INVESTMENT INCOME 120211				
022200100100	MINISTRY OF TRADE, INDUSTRY, INVESTMENT & COOPERATIVES		7,500,000.00	(7,500,000.00)	
051700100400	EKITI STATE LIBRARY BOARD	-	12,000.00	(12,000.00)	
	SUB - TOTAL INVESTMENT INCOME 120211	-	7,512,000.00	(7,512,000.00)	-
	(B) TOTAL NON TAX REVENUE	9,676,136,343.13	4,116,350,210.50	5,430,111,675.19	7,614,665,290.22
	(A + B) GAND TOTAL	19,907,054,438.94	11,265,713,026.48	5,409,798,649.09	15,494,346,214.90

NOTE 3 & 4 : BREAKDOWN OF INTERNALLY GENERATED REVENUE (IGR) BY FUNCTION

ECONOMIC CODE	DETAILS	ACTUAL JAN.-JUNE, 2024 ₦	MID-YEAR BUDGET 2024 ₦	VARIANCE ₦	ACTUAL JAN.-JUNE, 2023 ₦	REF. NOTE
12	NOTE 3					
1201	TAX REVENUE					1
1201	Personal Taxes:					
12010101	Pay AsYou Earn	4,424,566,735.78	5,114,362,815.98	(689,796,080.20)	7,082,371,246.54	
12010106	Development Levy	74,534,516.18	200,000,000.00	(125,465,483.82)	106,022,673.73	
12010110	Withholding Tax	826,572,475.01	805,000,000.00	21,572,475.01	354,718,058.76	
12010112	Direct Assessment	505,600,913.70	800,000,000.00	(294,399,086.30)	248,018,260.00	
12010113	Capital Gains Tax	1,367,806.27	5,000,000.00	(3,632,193.73)	858,383.77	
12010114	Tax Audit	243,369,462.89	150,000,000.00	93,369,462.89	74,601,610.98	
12020146	Pool Bettings		-	-	-	
12020487	Stamp Duties	28,310,847.36	75,000,000.00	(46,689,152.64)	13,090,690.90	
12020109	Other Services Taxes	1,024,727,032.69	-	1,024,727,032.69	-	
	TAX REVENUE	7,129,049,789.88	7,149,362,815.98	(20,313,026.10)	7,879,680,924.68	
	TAX RECEIVABLE	3,101,868,305.93				
	TOTAL TAX REVENUE	10,230,918,095.81	7,149,362,815.98	3,081,555,279.83	7,879,680,924.68	
	NOTE 4 (SUPPL.. NOTE 2)		-	-		
1202	Non Tax Revenue		-	-		2
120201	Licenses General	163,527,768.75	271,892,924.81	(108,365,156.06)	180,297,938.22	
120204	Fees - General	6,779,962,238.52	2,274,218,434.22	4,505,743,804.31	5,725,134,397.18	
120205	Fines - General	553,744,412.48	629,939,291.95	(76,194,879.47)	856,189,532.06	
120206	Sales - General	106,968,119.97	225,726,862.82	(118,758,742.85)	589,270,273.64	
120207	Earnings - General	2,040,399,206.21	649,498,499.66	1,390,900,706.56	231,837,611.96	
120208	Rent On Government Buildings	30,000.00	3,255,121.87	(3,225,121.87)	-	
120209	Rent On Lands & Other General	31,504,597.20	54,307,075.19	(22,802,477.99)	31,935,537.16	
120210	Repayment - General		-	-	-	
120211	Investment Income	-	7,512,000.00	(7,512,000.00)	-	
120212	Interest Earned	-	-	-	-	
	TOTAL NON-TAX REVENUE	9,676,136,343.13	4,116,350,210.50	5,559,786,132.63	7,614,665,290.22	
	TOTAL	19,907,054,438.94	11,265,713,026.48	8,641,341,412.46	15,494,346,214.90	

NOTE 5: INVESTMENT INCOME

S/N	ADMINISTRATIVE Code	MINISTRY DEPARTMENT AND AGENCY	ACTUAL JAN. - JUNE, 2024	MID-YEAR BUDGET 2024	VARIANCE	ACTUAL JAN. - JUNE, 2023
	10000000000	Administration Sector	₦	₦	₦	₦
1	011100100100	Government House And Protocol	-	-	-	-
2	011100100200	Deputy Governor's Office	-	-	-	-
3	011100300100	Ekiti State Boundary Commission	-	-	-	-
4	011100400100	Ekiti State Sustainable Development Goal	-	-	-	-
5	011100500100	Ekiti State Micro Finance And Enterprise Development Agency	-	-	-	-
6	011100600100	Ekiti State Emergency Management Agency	-	-	-	-
7	011100700100	Ekiti State Bureau Of Public Procurement	-	-	-	-
8	011101000100	Office Of Transformation And Strategy	-	-	-	-
9	011102100100	Ekiti State Liaison Office Abuja	-	-	-	-
10	011102100500	Ekiti State Liaison Office Lagos	-	-	-	-
11	011103300100	Ekiti State Aid Control Agency	-	-	-	-
12	011103700100	Muslim Pilgrim Board	-	-	-	-
13	011103800100	Christian Pilgrim Board	-	-	-	-
14	011111200100	General Adminsitration Department	-	-	-	-
15	011111300100	Ekiti State Pension Commission	-	-	-	-
16	011111300200	Pension Transition Arrangement Department	-	-	-	-
17	011113200100	Inter-Governmental And Integration Affairs	-	-	-	-
18	011200100100	Ekiti State House Of Assembly	-	-	-	-
19	012300100100	Ministry Of Information And Value Orientation	-	-	-	-
20	012300300100	Broadcasting Service Of Ekiti State	-	-	-	-
21	012500600100	Office Of Establishment And Service Matters	-	-	-	-
22	012500700100	Office Of Capacity Development And Reform	-	-	-	-
23	014000100100	Ekiti State Auditor General Office	-	-	-	-
24	014000200100	Local Government Auditor General Office	-	-	-	-
25	014700100100	Ekiti State Civil Service Commission	-	-	-	-
26	014800100100	Ekiti State Independence Electoral Commission	-	-	-	-
27	016101300200	Political And Economic Affairs	-	-	-	-
28	016101700100	Cabinet And Special Services	-	-	-	-
		TOTAL ADMINISTRATION SECTOR	-	-	-	-
	02000000000	ECONOMIC SECTOR				
29	021500100100	Ministry Of Agriculture And Food Security	-	-	-	-
30	021510200100	Agricultural Development Programme	-	-	-	-
31	021510900100	Ekiti State Forestry Commission	-	-	-	-
32	021511000100	Fountain Marketing Agricultural Agency	-	-	-	-
33	021511700100	Directorate Of Farm Settlement And Peasant Farmer Devt.	-	-	-	-
34	022000100100	Ministry Of Finance	-	-	-	-
35	022000700100	Office Of The Accountant General	-	-	-	-

NOTE 5: INVESTMENT INCOME

S/N	ADMINISTRATIVE Code	MINISTRY DEPARTMENT AND AGENCY	ACTUAL JAN. - JUNE, 2024	MID-YEAR BUDGET 2024	VARIANCE	ACTUAL JAN. - JUNE, 2023
			₦	₦	₦	₦
36	022000701100	Central Internal Audit	-	-	-	-
37	022000800100	Ekiti State Board Of Internal Revenue Service	-	-	-	-
38	022000800200	Signage And Advertisement Agency	-	-	-	-
39	022200100100	Ministry Of Trade, Industry, Investment And Cooperatives	-	-	-	-
40	022700100100	Bureau Of Employment, Labour And Productivity	-	-	-	-
41	022700700100	Job Creation And Employment Agency	-	-	-	-
42	022800100100	Bureau Of Information, Communication And Technology (ICT)	-	-	-	-
43	023100100100	Ekiti State Electricity Board	-	-	-	-
44	023300100100	Ekiti State Mineral Resources Development Agency	-	-	-	-
45	023400100100	Ministry Of Works And Transportation	-	-	-	-
46	023400100300	Ekiti State Traffic Management Agency	-	-	-	-
47	023400100400	Ekiti State Public Works Corporation	-	-	-	-
48	023600100100	Ministry Of Arts, Culture And Tourism Development	-	-	-	-
49	023800100100	Ministry Of Budget And Economic Planning	-	-	-	-
50	023800200100	State Bureau Of Statistics	-	-	-	-
51	025000100100	Fiscal Responsibility Commission	-	-	-	-
52	025200100100	Ekiti State Water Corporation	-	-	-	-
53	025200100200	State Rural Water Supply And Sanitation Agency	-	-	-	-
54	025300000000	Ministry Of Housing And Urban Development	-	-	-	-
55	025301000100	Ekiti State Housing Corporation	-	-	-	-
56	026000100100	Bureau Of Lands	-	-	-	-
57	026000100200	Office Of Surveyor General	-	-	-	-
58	026000100400	Urban Renewal Agency	-	-	-	-
59	026100100100	Ministry Of Infrastructure And Public Utilities	-	-	-	-
		TOTAL ECONOMIC SECTOR	-	-	-	-
					-	
	030000000000	LAW & JUSTICE SECTOR			-	
60	031800100100	The Judiciary		-	-	
61	031801100100	Ekiti State Judicial Service Commission		-	-	
62	032600000000	Ministry Of Justice	-	-	-	-
63	032600100100	Ekiti State Citizen's Right		-	-	
64	032600100200	Office Of Public Defender	-	-	-	-
65	032600100300	Ekiti State Law Reform Commission		-	-	
		TOTAL LAW & JUSTICE SECTOR	-	-	-	-
					-	
	040000000000	REGIONAL SECTOR			-	
66	045102100100	Ministry Of Regional and Special Duties	-	-	-	-
67	045102100200	Serve EKS Steering Committee		-	-	
68	045102100300	Serve EKS		-	-	
69	045102100400	Subvention To Dawn Commission		-	-	
		TOTAL REGIONAL SECTOR	-	-	-	-

NOTE 5: INVESTMENT INCOME

S/N	ADMINISTRATIVE Code	MINISTRY DEPARTMENT AND AGENCY	ACTUAL JAN. - JUNE, 2024	MID-YEAR BUDGET 2024	VARIANCE	ACTUAL JAN. - JUNE, 2023
			₦	₦	₦	₦
				-	-	
	050000000000	SOCIAL SECTOR		-	-	
70	051300100100	Ministry Of Youth And Sport Development	-	-	-	-
71	051305200100	Ekiti State Sport Council	-	-	-	-
72	051305300100	Ekiti State Office Of Disability	-	-	-	-
73	051400100100	Ministry Of Women Affairs, Gender Empowerment And Social Welfare	-	-	-	-
74	051700100100	Ministry Of Education, Science And Technology	-	-	-	-
75	051700100400	Ekiti State Libabry Board	-	-	-	-
76	051700100500	Education Trust Funds	-	-	-	-
77	051700100600	State Universal Basic Education Board	-	-	-	-
78	051701000100	Agency For Adult And Non Formal Education	-	-	-	-
79	051702600100	School Of Agriculture And Enterprise Agency	-	-	-	-
80	051705300100	Ekiti State Board For Technical And Vocational Education	-	-	-	-
81	051705400100	Ekiti State Scholarship Board	-	-	-	-
82	051705500100	Ekiti State Teaching Service Commission	-	-	-	-
83	052100100100	Ministry Of Health And Human Services	-	-	-	-
84	052100200100	Ekiti State Health Insurance Scheme	-	-	-	-
85	052100300100	Primary Healthcare Development	-	-	-	-
86	052110200100	Hospital Management Board	-	-	-	-
87	052110400100	Central Medical Stores (EKITI DRUGS HEALTH SUPPLIES MANAGEMENT	-	-	-	-
88	053500100100	Ministry Of Environment	-	-	-	-
89	053501600100	State Environmental Protection Agency	-	-	-	-
90	053505300100	Ekiti State Waste Management Board	-	-	-	-
91	055100100100	Ministry Of Local Government Affairs	-	-	-	-
92	055100200100	Bureau Of Chieftaincy Affairs	-	-	-	-
93	055100300100	Bureau Of Rural And Community Development	-	-	-	-
						-
		TOTAL SOCIAL SECTOR	-	-	-	-
					-	
		SUMMARY BY SECTOR			-	
	A	ADMINISTRATION SECTOR	-	-	-	-
	B	ECONOMIC SECTOR	-	-	-	-
	C	LAW AND JUSTICE SECTOR	-	-	-	-
	D	REGIONAL SECTOR	-	-	-	-
	E	SOCIAL SECTOR	-	-	-	-
		TOTAL (A)	-	-	-	-

NOTE 6: INTEREST INCOME

S/N	ADMINISTRATIVE Code	MINISTRY DEPARTMENT AND AGENCY	ACTUAL JAN. - JUNE, 2024	MID-YEAR BUDGET 2024	VARIANCE	ACTUAL JAN. - JUNE, 2023
	10000000000	Administration Sector	₦	₦	₦	₦
1	011100100100	Government House And Protocol	-	-	-	-
2	011100100200	Deputy Governor's Office	-	-	-	-
3	011100300100	Ekiti State Boundary Commission	-	-	-	-
4	011100400100	Ekiti State Sustainable Development Goal	-	-	-	-
5	011100500100	Ekiti State Micro Finance And Enterprise Development Agency	-	-	-	-
6	011100600100	Ekiti State Emergency Management Agency	-	-	-	-
7	011100700100	Ekiti State Bureau Of Public Procurement	-	-	-	-
8	011101000100	Office Of Transformation And Strategy	-	-	-	-
9	011102100100	Ekiti State Liaison Office Abuja	-	-	-	-
10	011102100500	Ekiti State Liaison Office Lagos	-	-	-	-
11	011103300100	Ekiti State Aid Control Agency	-	-	-	-
12	011103700100	Muslim Pilgrim Board	-	-	-	-
13	011103800100	Christian Pilgrim Board	-	-	-	-
14	011111200100	General Adminsitration Department	-	-	-	-
15	011111300100	Ekiti State Pension Commission	-	-	-	-
16	011111300200	Pension Transition Arrangement Department	-	-	-	-
17	011113200100	Inter-Governmental And Integration Affairs	-	-	-	-
18	011200100100	Ekiti State House Of Assembly	-	-	-	-
19	012300100100	Ministry Of Information And Value Orientation	-	-	-	-
20	012300300100	Broadcasting Service Of Ekiti State	-	-	-	-
21	012500600100	Office Of Establishment And Service Matters	-	-	-	-
22	012500700100	Office Of Capacity Development And Reform	-	-	-	-
23	014000100100	Ekiti State Auditor General Office	-	-	-	-
24	014000200100	Local Government Auditor General Office	-	-	-	-
25	014700100100	Ekiti State Civil Service Commission	-	-	-	-
26	014800100100	Ekiti State Independence Electoral Commission	-	-	-	-
27	016101300200	Political And Economic Affairs	-	-	-	-
28	016101700100	Cabinet And Special Services	-	-	-	-
		TOTAL ADMINISTRATION SECTOR	-	-	-	-
	020000000000	ECONOMIC SECTOR				
29	021500100100	Ministry Of Agriculture And Food Security	-	-	-	-
30	021510200100	Agricultural Development Programme	-	-	-	-
31	021510900100	Ekiti State Forestry Commission	-	-	-	-
32	021511000100	Fountain Marketing Agricultural Agency	-	-	-	-
33	021511700100	Directorate Of Farm Settlement And Peasant Farmer Devt.	-	-	-	-
34	022000100100	Ministry Of Finance	-	-	-	-
35	022000700100	Office Of The Accountant General	-	-	-	-

NOTE 6: INTEREST INCOME

S/N	ADMINISTRATIVE Code	MINISTRY DEPARTMENT AND AGENCY	ACTUAL JAN. - JUNE, 2024	MID-YEAR BUDGET 2024	VARIANCE	ACTUAL JAN. - JUNE, 2023
			₦	₦	₦	₦
36	022000701100	Central Internal Audit	-	-	-	-
37	022000800100	Ekiti State Board Of Internal Revenue Service	-	-	-	-
38	022000800200	Signage And Advertisement Agency	-	-	-	-
39	022200100100	Ministry Of Investment, Trade And Innovations	-	-	-	-
40	022700100100	Bureau Of Employment, Labour And Productivity	-	-	-	-
41	022700700100	Job Creation And Employment Agency	-	-	-	-
42	022800100100	Bureau Of Information, Communication And Technology (ICT)	-	-	-	-
43	023100100100	Ekiti State Electricity Board	-	-	-	-
44	023300100100	Ekiti State Mineral Resources Development Agency	-	-	-	-
45	023400100100	Ministry Of Works And Transportation	-	-	-	-
46	023400100300	Ekiti State Traffic Management Agency	-	-	-	-
47	023400100400	Ekiti State Public Works Corporation	-	-	-	-
48	023600100100	Ministry Of Arts, Culture And Tourism Development	-	-	-	-
49	023800100100	Ministry Of Budget And Economic Planning	-	-	-	-
50	023800200100	State Bureau Of Statistics	-	-	-	-
51	025000100100	Fiscal Responsibility Commission	-	-	-	-
52	025200100100	Ekiti State Water Cooperation	-	-	-	-
53	025200100200	State Rural Water Supply And Sanitation Agency	-	-	-	-
54	025300000000	Ministry Of Housing And Urban Development	-	-	-	-
55	025301000100	Ekiti State Housing Corporation	-	-	-	-
56	026000100100	Bureau Of Lands	-	-	-	-
57	026000100200	Office Of Surveyor General	-	-	-	-
58	026000100400	Urban Renewal Agency	-	-	-	-
59	026100100100	Ministry Of Infrastructure And Public Utilities	-	-	-	-
		TOTAL ECONOMIC SECTOR	-	-	-	-
					-	
	030000000000	LAW & JUSTICE SECTOR			-	
60	031800100100	The Judiciary		-	-	
61	031801100100	Ekiti State Judicial Service Commission		-	-	
62	032600000000	Ministry Of Justice	-	-	-	-
63	032600100100	Ekiti State Citizen's Right		-	-	
64	032600100200	Office Of Public Defender	-	-	-	-
65	032600100300	Ekiti State Law Reform Commission		-	-	
		TOTAL LAW & JUSTICE SECTOR	-	-	-	-
					-	
	040000000000	REGIONAL SECTOR			-	
66	045102100100	Ministry Of Regional and Special Duties	-	-	-	-
67	045102100200	Serve EKS Steering Committee		-	-	
68	045102100300	Serve EKS		-	-	
69	045102100400	Subvention To Dawn Commission		-	-	
		TOTAL REGIONAL SECTOR	-	-	-	-

NOTE 6: INTEREST INCOME

S/N	ADMINISTRATIVE Code	MINISTRY DEPARTMENT AND AGENCY	ACTUAL JAN. - JUNE, 2024	MID-YEAR BUDGET 2024	VARIANCE	ACTUAL JAN. - JUNE, 2023
			₦	₦	₦	₦
				-	-	
	050000000000	SOCIAL SECTOR		-	-	
70	051300100100	Ministry Of Youth And Sport Development	-	-	-	-
71	051305200100	Ekiti State Sport Council	-	-	-	-
72	051305300100	Ekiti State Office Of Disability	-	-	-	-
73	051400100100	Ministry Of Women Affairs, Gender Empowerment And Social Welfare	-	-	-	-
74	051700100100	Ministry Of Education, Science And Technology	-	-	-	-
75	051700100400	Ekiti State Libabry Board	-	-	-	-
76	051700100500	Education Trust Funds	-	-	-	-
77	051700100600	State Universal Basic Education Board	-	-	-	-
78	051701000100	Agency For Adult And Non Formal Education	-	-	-	-
79	051702600100	School Of Agriculture And Enterprise Agency	-	-	-	-
80	051705300100	Ekiti State Board For Technical And Vocational Education	-	-	-	-
81	051705400100	Ekiti State Scholarship Board	-	-	-	-
82	051705500100	Ekiti State Teaching Service Commission	-	-	-	-
83	052100100100	Ministry Of Health And Human Services	-	-	-	-
84	052100200100	Ekiti State Health Insurance Scheme	-	-	-	-
85	052100300100	Primary Healthcare Development	-	-	-	-
86	052110200100	Hospital Management Board	-	-	-	-
87	052110400100	Central Medical Stores (EKITI DRUGS HEALTH SUPPLIES MANAGEMENT	-	-	-	-
88	053500100100	Ministry Of Environment	-	-	-	-
89	053501600100	State Environmental Protection Agency	-	-	-	-
90	053505300100	Ekiti State Waste Management Board	-	-	-	-
91	055100100100	Ministry Of Local Government Affairs	-	-	-	-
92	055100200100	Bureau Of Chieftaincy Affairs	-	-	-	-
93	055100300100	Bureau Of Rural And Community Development	-	-	-	-
						-
		TOTAL SOCIAL SECTOR	-	-	-	-
					-	
		SUMMARY BY SECTOR			-	
	A	ADMINISTRATION SECTOR	-	-	-	-
	B	ECONOMIC SECTOR	-	-	-	-
	C	LAW AND JUSTICE SECTOR	-	-	-	-
	D	REGIONAL SECTOR	-	-	-	-
	E	SOCIAL SECTOR	-	-	-	-
		TOTAL (A)	-	-	-	-

NOTE 7: AIDS AND GRANTS

S/NO	MDAs/DONORS	ACTUAL JUNE, 2024	JAN. -	MID-YEAR BUDGET 2023	VARIANCE	ACTUAL - JUNE, 2023	JAN.	REF. NOTE
	EXTERNAL AID/GRANTS	₦		₦	₦	₦		
1	MINISTRY OF HEALTH		-	-		166,000.00		
2	MINISTRY OF HEALTH (RSS FOR HEALTH)		-	-		9,087,500.00		
3	PRIMARY HEALTH CARE DEVELOPMENT AGENCY	273,268,811.05		-		34,928,010.00		
4	SFTAS			12,647,931,657.97		3,305,635,221.00		
5	PFMU (OTHER INCOME & GCC)	21,755,031,819.57		-		6,623,479,450.48		
6	UBEC/SUBEB	1,398,044,999.14		-				
7	Federal Earned Re-imbursement					1,997,117,548.99		
	TOTAL	23,426,345,629.76		12,647,931,657.97	10,778,413,971.79	11,970,413,730.47		

NOTE 8: DEBT FORGIVENESS

S/NO	DEBT FORGIVENESS	ACTUAL JUNE, 2023	JAN. -	MID-YEAR BUDGET 2023	VARIANCE	ACTUAL JAN. - JUNE, 2022	REF. NOTE
	EXTERNAL AID/GRANTS	₦		₦	₦	₦	
1	MULTILATERAL		-	-		-	
2	BILATERAL		-	-		-	
3	DOMESTICS		-	-		-	
				-			
				-			
	TOTAL		-	-	-	-	

NOTE 9: OTHER REVENUE

S/NO	DETAILS	ACTUAL JUNE, 2024	JAN. - MID-YEAR BUDGET 2024	VARIANCE	ACTUAL JUNE, 2023	JAN. - REF. NOTE
		₦	₦	₦	₦	
	OTHER REVENUE:					
1	RENT INCOME	-	-		-	NOTE 5A
2	LAPTOP REPAYMENT	1,807,330.87	-		385,732.32	NOTE 5A
3	OJA-OBA PROCEEDS	637,000.00	-		675,000.00	NOTE 5A
4	WEMA SHARE REFUND	96,860.48	-		63,455.03	NOTE 5A
5	EKSG SALARY REFUND	30,168,329.40	-		16,636,623.15	NOTE 5A
6	BAIL OUT REFUND BY JACC	47,184,729.72	-		39,320,608.10	NOTE 5A
7	TSA SWEEPING	537,543,403.46	-		-	NOTE 5A
8	NIBSS/UPPERLINKS REFUND	-			266,421,354.94	
9	UBEC	-			2,413,904,707.52	
	TOTAL	617,437,653.93	-	617,437,653.93	2,737,407,481.06	

* Other Revenue are other refunds to the treasury from the various sources as itemised in reference note 5.

NOTE 9: OTHER REVENUE

S/N	ADMINISTRATIVE Code	MINISTRY DEPARTMENT AND AGENCY	ACTUAL JAN. - JUNE, 2024	MID-YEAR BUDGET 2024	VARIANCE	ACTUAL JAN. - JUNE, 2023
	10000000000	Administration Sector	₦	₦	₦	₦
1	011100100100	Government House And Protocol	-	-	-	-
2	011100100200	Deputy Governor's Office	-	-	-	-
3	011100300100	Ekiti State Boundary Commission	-	-	-	-
4	011100400100	Ekiti State Sustainable Development Goal	-	-	-	-
5	011100500100	Ekiti State Micro Finance And Enterprise Development Agency	-	-	-	-
6	011100600100	Ekiti State Emergency Management Agency	-	-	-	-
7	011100700100	Ekiti State Bureau Of Public Procurement	-	-	-	-
8	011101000100	Office Of Transformation And Strategy	-	-	-	-
9	011102100100	Ekiti State Liaison Office Abuja	-	-	-	-
10	011102100500	Ekiti State Liaison Office Lagos	-	-	-	-
11	011103300100	Ekiti State Aid Control Agency	-	-	-	-
12	011103700100	Muslim Pilgrim Board	-	-	-	-
13	011103800100	Christian Pilgrim Board	-	-	-	-
14	011111200100	General Adminsitration Department	-	-	-	-
15	011111300100	Ekiti State Pension Commission	-	-	-	-
16	011111300200	Pension Transition Arrangement Department	-	-	-	-
17	011113200100	Inter-Governmental And Integration Affairs	-	-	-	-
18	011200100100	Ekiti State House Of Assembly	-	-	-	-
19	012300100100	Ministry Of Information And Value Orientation	-	-	-	-
20	012300300100	Broadcasting Service Of Ekiti State	-	-	-	-
21	012500600100	Office Of Establishment And Service Matters	-	-	-	-
22	012500700100	Office Of Capacity Development And Reform	-	-	-	-
23	014000100100	Ekiti State Auditor General Office	-	-	-	-
24	014000200100	Local Government Auditor General Office	-	-	-	-
25	014700100100	Ekiti State Civil Service Commission	-	-	-	-
26	014800100100	Ekiti State Independence Electoral Commission	-	-	-	-
27	016101300200	Political And Economic Affairs	-	-	-	-
28	016101700100	Cabinet And Special Services	-	-	-	-
		TOTAL ADMINISTRATION SECTOR	-	-	-	-
	02000000000	ECONOMIC SECTOR				
29	021500100100	Ministry Of Agriculture And Food Security	-	-	-	-
30	021510200100	Agricultural Development Programme	-	-	-	-
31	021510900100	Ekiti State Forestry Commission	-	-	-	-
32	021511000100	Fountain Marketing Agricultural Agency	-	-	-	-
33	021511700100	Directorate Of Farm Settlement And Peasant Farmer Devt.	-	-	-	-
34	022000100100	Ministry Of Finance	-	-	-	-
35	022000700100	Office Of The Accountant General	617,437,653.93	250,000,000.00	(367,437,653.93)	-

NOTE 9: OTHER REVENUE

S/N	ADMINISTRATIVE Code	MINISTRY DEPARTMENT AND AGENCY	ACTUAL JAN. - JUNE, 2024	MID-YEAR BUDGET 2024	VARIANCE	ACTUAL JAN. - JUNE, 2023
			₦	₦	₦	₦
36	022000701100	Central Internal Audit	-	-	-	-
37	022000800100	Ekiti State Board Of Internal Revenue Service	-	-	-	-
38	022000800200	Signage And Advertisement Agency	-	-	-	-
39	022200100100	Ministry Of Investment, Trade And Innovations	-	-	-	-
40	022700100100	Bureau Of Employment, Labour And Productivity	-	-	-	-
41	022700700100	Job Creation And Employment Agency	-	-	-	-
42	022800100100	Bureau Of Information, Communication And Technology (ICT)	-	-	-	-
43	023100100100	Ekiti State Electricity Board	-	-	-	-
44	023300100100	Ekiti State Mineral Resources Development Agency	-	-	-	-
45	023400100100	Ministry Of Works And Transportation	-	-	-	-
46	023400100300	Ekiti State Traffic Management Agency	-	-	-	-
47	023400100400	Ekiti State Public Works Corporation	-	-	-	-
48	023600100100	Ministry Of Arts, Culture And Tourism Development	-	-	-	-
49	023800100100	Ministry Of Budget And Economic Planning	-	-	-	-
50	023800200100	State Bureau Of Statistics	-	-	-	-
51	025000100100	Fiscal Responsibility Commission	-	-	-	-
52	025200100100	Ekiti State Water Corporation	-	-	-	-
53	025200100200	State Rural Water Supply And Sanitation Agency	-	-	-	-
54	025300000000	Ministry Of Housing And Urban Development	-	-	-	-
55	025301000100	Ekiti State Housing Corporation	-	-	-	-
56	026000100100	Bureau Of Lands	-	-	-	-
57	026000100200	Office Of Surveyor General	-	-	-	-
58	026000100400	Urban Renewal Agency	-	-	-	-
59	026100100100	Ministry Of Infrastructure And Public Utilities	-	-	-	-
		TOTAL ECONOMIC SECTOR	617,437,653.93	250,000,000.00	(367,437,653.93)	-
					-	
	030000000000	LAW & JUSTICE SECTOR			-	
60	031800100100	The Judiciary		-	-	
61	031801100100	Ekiti State Judicial Service Commission		-	-	
62	032600000000	Ministry Of Justice	-	-	-	-
63	032600100100	Ekiti State Citizen's Right		-	-	
64	032600100200	Office Of Public Defender	-	-	-	-
65	032600100300	Ekiti State Law Reform Commission		-	-	
		TOTAL LAW & JUSTICE SECTOR	-	-	-	-
					-	
	040000000000	REGIONAL SECTOR			-	
66	045102100100	Ministry Of Regional and Special Duties	-	-	-	-
67	045102100200	Serve EKS Steering Committee		-	-	
68	045102100300	Serve EKS		-	-	
69	045102100400	Subvention To Dawn Commission		-	-	
		TOTAL REGIONAL SECTOR	-	-	-	-

NOTE 9: OTHER REVENUE

S/N	ADMINISTRATIVE Code	MINISTRY DEPARTMENT AND AGENCY	ACTUAL JAN. - JUNE, 2024	MID-YEAR BUDGET 2024	VARIANCE	ACTUAL JAN. - JUNE, 2023
			₦	₦	₦	₦
				-	-	
	050000000000	SOCIAL SECTOR		-	-	
70	051300100100	Ministry Of Youth And Sport Development	-	-	-	-
71	051305200100	Ekiti State Sport Council	-	-	-	-
72	051305300100	Ekiti State Office Of Disability	-	-	-	-
73	051400100100	Ministry Of Women Affairs, Gender Empowerment And Social Welfare	-	-	-	-
74	051700100100	Ministry Of Education, Science And Technology	-	-	-	-
75	051700100400	Ekiti State Libabry Board	-	-	-	-
76	051700100500	Education Trust Funds	-	-	-	-
77	051700100600	State Universal Basic Education Board	-	-	-	-
78	051701000100	Agency For Adult And Non Formal Education	-	-	-	-
79	051702600100	School Of Agriculture And Enterprise Agency	-	-	-	-
80	051705300100	Ekiti State Board For Technical And Vocational Education	-	-	-	-
81	051705400100	Ekiti State Scholarship Board	-	-	-	-
82	051705500100	Ekiti State Teaching Service Commission	-	-	-	-
83	052100100100	Ministry Of Health And Human Services	-	-	-	-
84	052100200100	Ekiti State Health Insurance Scheme	-	-	-	-
85	052100300100	Primary Healthcare Development	-	-	-	-
86	052110200100	Hospital Management Board	-	-	-	-
87	052110400100	Central Medical Stores (EKITI DRUGS HEALTH SUPPLIES MANAGEMENT	-	-	-	-
88	053500100100	Ministry Of Environment	-	-	-	-
89	053501600100	State Environmental Protection Agency	-	-	-	-
90	053505300100	Ekiti State Waste Management Board	-	-	-	-
91	055100100100	Ministry Of Local Government Affairs	-	-	-	-
92	055100200100	Bureau Of Chieftaincy Affairs	-	-	-	-
93	055100300100	Bureau Of Rural And Community Development	-	-	-	-
						-
		TOTAL SOCIAL SECTOR	-	-	-	-
					-	
		SUMMARY BY SECTOR			-	
	A	ADMINISTRATION SECTOR	-	-	-	-
	B	ECONOMIC SECTOR	617,437,653.93	250,000,000.00	(367,437,653.93)	-
	C	LAW AND JUSTICE SECTOR	-	-	-	-
	D	REGIONAL SECTOR	-	-	-	-
	E	SOCIAL SECTOR	-	-	-	-
		TOTAL (A)	617,437,653.93	250,000,000.00	(367,437,653.93)	-

NOTE 10: TRANSFER FROM OTHER GOVERNMENT ENTITIES

S/N	ADMINISTRATIVE Code	MINISTRY DEPARTMENT AND AGENCY	ACTUAL JAN. - JUNE, 2024	MID-YEAR BUDGET, 2024	VARIANCE	ACTUAL JAN. - JUNE, 2023
	10000000000	Administration Sector	₦	₦	₦	₦
1	011100100100	Government House And Protocol	-	-	-	-
2	011100100200	Deputy Governor's Office	-	-	-	-
3	011100300100	Ekiti State Boundary Commission	-	-	-	-
4	011100400100	Ekiti State Sustainable Development Goal	-	-	-	-
5	011100500100	Ekiti State Micro Finance And Enterprise Development Agency	-	-	-	-
6	011100600100	Ekiti State Emergency Management Agency	-	-	-	-
7	011100700100	Ekiti State Bureau Of Public Procurement	-	-	-	-
8	011101000100	Office Of Transformation And Strategy	-	-	-	-
9	011102100100	Ekiti State Liaison Office Abuja	-	-	-	-
10	011102100500	Ekiti State Liaison Office Lagos	-	-	-	-
11	011103300100	Ekiti State Aid Control Agency	-	-	-	-
12	011103700100	Muslim Pilgrim Board	-	-	-	-
13	011103800100	Christian Pilgrim Board	-	-	-	-
14	011111200100	General Adminsitration Department	-	-	-	-
15	011111300100	Ekiti State Pension Commission	-	-	-	-
16	011111300200	Pension Transition Arrangement Department	-	-	-	-
17	011113200100	Inter-Governmental And Integration Affairs	-	-	-	-
18	011200100100	Ekiti State House Of Assembly	-	-	-	-
19	012300100100	Ministry Of Information And Value Orientation	-	-	-	-
20	012300300100	Broadcasting Service Of Ekiti State	-	-	-	-
21	012500600100	Office Of Establishment And Service Matters	-	-	-	-
22	012500700100	Office Of Capacity Development And Reform	-	-	-	-
23	014000100100	Ekiti State Auditor General Office	-	-	-	-
24	014000200100	Local Government Auditor General Office	-	-	-	-
25	014700100100	Ekiti State Civil Service Commission	-	-	-	-
26	014800100100	Ekiti State Independence Electoral Commission	-	-	-	-
27	016101300200	Political And Economic Affairs	-	-	-	-
28	016101700100	Cabinet And Special Services	-	-	-	-
		TOTAL ADMINISTRATION SECTOR	-	-	-	-
	020000000000	ECONOMIC SECTOR				
29	021500100100	Ministry Of Agriculture And Food Security	-	-	-	-
30	021510200100	Agricultural Development Programme	-	-	-	-
31	021510900100	Ekiti State Forestry Commission	-	-	-	-
32	021511000100	Fountain Marketing Agricultural Agency	-	-	-	-
33	021511700100	Directorate Of Farm Settlement And Peasant Farmer Devt.	-	-	-	-
34	022000100100	Ministry Of Finance	-	-	-	-
35	022000700100	Office Of The Accountant General	-	-	-	-

NOTE 10: TRANSFER FROM OTHER GOVERNMENT ENTITIES

S/N	ADMINISTRATIVE Code	MINISTRY DEPARTMENT AND AGENCY	ACTUAL JAN. - JUNE, 2024	MID-YEAR BUDGET, 2024	VARIANCE	ACTUAL JAN. - JUNE, 2023
			₦	₦	₦	₦
36	022000701100	Central Internal Audit	-	-	-	-
37	022000800100	Ekiti State Board Of Internal Revenue Service	-	-	-	-
38	022000800200	Signage And Advertisement Agency	-	-	-	-
39	022200100100	Ministry Of Investment, Trade And Innovations	-	-	-	-
40	022700100100	Bureau Of Employment, Labour And Productivity	-	-	-	-
41	022700700100	Job Creation And Employment Agency	-	-	-	-
42	022800100100	Bureau Of Information, Communication And Technology (ICT)	-	-	-	-
43	023100100100	Ekiti State Electricity Board	-	-	-	-
44	023300100100	Ekiti State Mineral Resources Development Agency	-	-	-	-
45	023400100100	Ministry Of Works And Transportation	-	-	-	-
46	023400100300	Ekiti State Traffic Management Agency	-	-	-	-
47	023400100400	Ekiti State Public Works Corporation	-	-	-	-
48	023600100100	Ministry Of Arts, Culture And Tourism Development	-	-	-	-
49	023800100100	Ministry Of Budget And Economic Planning	-	-	-	-
50	023800200100	State Bureau Of Statistics	-	-	-	-
51	025000100100	Fiscal Responsibility Commission	-	-	-	-
52	025200100100	Ekiti State Water Cooperation	-	-	-	-
53	025200100200	State Rural Water Supply And Sanitation Agency	-	-	-	-
54	025300000000	Ministry Of Housing And Urban Development	-	-	-	-
55	025301000100	Ekiti State Housing Corporation	-	-	-	-
56	026000100100	Bureau Of Lands	-	-	-	-
57	026000100200	Office Of Surveyor General	-	-	-	-
58	026000100400	Urban Renewal Agency	-	-	-	-
59	026100100100	Ministry Of Infrastructure And Public Utilities	-	-	-	-
		TOTAL ECONOMIC SECTOR	-	-	-	-
					-	
	030000000000	LAW & JUSTICE SECTOR			-	
60	031800100100	The Judiciary		-	-	
61	031801100100	Ekiti State Judicial Service Commission		-	-	
62	032600000000	Ministry Of Justice	-	-	-	-
63	032600100100	Ekiti State Citizen's Right		-	-	
64	032600100200	Office Of Public Defender	-	-	-	-
65	032600100300	Ekiti State Law Reform Commission		-	-	
		TOTAL LAW & JUSTICE SECTOR	-	-	-	-
					-	
	040000000000	REGIONAL SECTOR			-	
66	045102100100	Ministry Of Regional and Special Duties	-	-	-	-
67	045102100200	Serve EKS Steering Committee		-	-	
68	045102100300	Serve EKS		-	-	
69	045102100400	Subvention To Dawn Commission		-	-	
		TOTAL REGIONAL SECTOR	-	-	-	-

NOTE 10: TRANSFER FROM OTHER GOVERNMENT ENTITIES

S/N	ADMINISTRATIVE Code	MINISTRY DEPARTMENT AND AGENCY	ACTUAL JAN. - JUNE, 2024	MID-YEAR BUDGET, 2024	VARIANCE	ACTUAL JAN. - JUNE, 2023
			₦	₦	₦	₦
				-	-	
	050000000000	SOCIAL SECTOR		-	-	
70	051300100100	Ministry Of Youth And Sport Development	-	-	-	-
71	051305200100	Ekiti State Sport Council	-	-	-	-
72	051305300100	Ekiti State Office Of Disability	-	-	-	-
73	051400100100	Ministry Of Women Affairs, Gender Empowerment And Social Welfare	-	-	-	-
74	051700100100	Ministry Of Education, Science And Technology	-	-	-	-
75	051700100400	Ekiti State Libabry Board	-	-	-	-
76	051700100500	Education Trust Funds	-	-	-	-
77	051700100600	State Universal Basic Education Board	-	-	-	-
78	051701000100	Agency For Adult And Non Formal Education	-	-	-	-
79	051702600100	School Of Agriculture And Enterprise Agency	-	-	-	-
80	051705300100	Ekiti State Board For Technical And Vocational Education	-	-	-	-
81	051705400100	Ekiti State Scholarship Board	-	-	-	-
82	051705500100	Ekiti State Teaching Service Commission	-	-	-	-
83	052100100100	Ministry Of Health And Human Services	-	-	-	-
84	052100200100	Ekiti State Health Insurance Scheme	-	-	-	-
85	052100300100	Primary Healthcare Development	-	-	-	-
86	052110200100	Hospital Management Board	-	-	-	-
87	052110400100	Central Medical Stores (EKITI DRUGS HEALTH SUPPLIES MANAGEMENT	-	-	-	-
88	053500100100	Ministry Of Environment	-	-	-	-
89	053501600100	State Environmental Protection Agency	-	-	-	-
90	053505300100	Ekiti State Waste Management Board	-	-	-	-
91	055100100100	Ministry Of Local Government Affairs	-	-	-	-
92	055100200100	Bureau Of Chieftaincy Affairs	-	-	-	-
93	055100300100	Bureau Of Rural And Community Development	-	-	-	-
						-
		TOTAL SOCIAL SECTOR	-	-	-	-
					-	
		SUMMARY BY SECTOR			-	
	A	ADMINISTRATION SECTOR	-	-	-	-
	B	ECONOMIC SECTOR	-	-	-	-
	C	LAW AND JUSTICE SECTOR	-	-	-	-
	D	REGIONAL SECTOR	-	-	-	-
	E	SOCIAL SECTOR	-	-	-	-
		TOTAL (A)	-	-	-	-

NOTE 11 SALARIES AND WAGES (EMPLOYEES BENEFITS)

PERSONNEL COST (A)

SECTORS	ACTUAL JAN - JUNE, 2024	MID-YEAR BUDGET 2024	VARIANCE	ACTUAL JAN - JUNE, 2023
	₦	₦	₦	₦
ADMINISTRATION SECTOR	2,157,195,630.78	1,788,174,207.24	(369,021,423.54)	1,241,352,605.42
ECONOMIC SECTOR	1,686,521,622.20	1,794,019,267.78	107,497,645.58	1,290,497,604.97
LAW AND JUSTICE SECTOR	123,546,279.86	118,896,311.67	(4,649,968.20)	108,916,356.74
REGIONAL SECTOR	8,977,283.49	7,129,758.48	(1,847,525.02)	7,609,695.25
SOCIAL SECTOR	9,599,051,554.98	7,912,171,936.71	(1,686,879,618.28)	7,211,360,402.96
TOTAL (A)	13,575,292,371.31	11,620,391,481.87	(1,954,900,889.45)	9,859,736,665.34

PERSONNEL ANALYSIS (B)

	ACTUAL JAN - JUNE, 2024	MID-YEAR BUDGET 2024	VARIANCE	ACTUAL JAN - JUNE, 2023
TOTAL NO OF EMPLOYEES AT THE BEGINNING OF THE YEAR	19,101	19,101	-	18,530
TOTAL NO OF EMPLOYEES EMPLOYED IN THE YEAR	640	640	-	146
TOTAL NO OF EMPLOYEES RETIRED/LEFT DURING THE YEAR	(130)	(130)	-	(280)
TOTAL NO OF EMPLOYEES AT THE END OF THE MID-YEAR	19,611	19,611	-	18,396

PERSONNEL ANALYSIS ©

S/N	MONTH	TOTAL NUMBER CIVIL SERVANT	AMOUNT(₦)	NUMBER SECONDARY SCHOOLS TEACHERS	AMOUNT(₦)	TOTAL NUMBER POLITICAL APPOINTEES	AMOUNT(₦)	TOTAL	AMOUNT(₦)
1	JANUARY	9875	1,132,380,432.89	8939	1,003,061,413.57	255	107,996,729.97	19069	2,243,438,576.43
2	FEBRUARY	9831	1,069,618,011.08	9067	1,008,157,582.16	323	155,428,580.23	19221	2,233,204,173.47
3	MARCH	9761	1,109,841,766.44	8984	1,059,109,336.31	378	198,419,775.26	19123	2,367,370,878.01
4	APRIL	9934	1,075,488,135.30	9007	1,004,744,137.90	393	156,795,752.02	19334	2,237,028,025.22
5	MAY	10086	1,064,722,293.02	8953	1,001,948,385.85	452	172,225,683.98	19491	2,238,896,362.85
6	JUNE	10196	1,060,015,390.00	8925	983,536,612.32	490	168,169,445.71	19611	2,211,721,448.03
	TOTAL (A)		6,512,066,028.73		6,060,557,468.11		959,035,967.17		13,531,659,464.01

OTHERS:

CORPERS ALLOWANCE	28,803,248.65
REPATRIATION	9,498,106.50
LOCUM/INTERN	5,331,552.15
TOTAL (B)	43,632,907.30
TOTAL SALARY DUE JAN - JUN., 2024 (A+B)	13,575,292,371.31

NOTE 12: SOCIAL BENEFITS & SOCIAL CONTRIBUTION

CODE	DETAILS	ACTUAL JAN. - JUNE, 2024	MID-YEAR BUDGET 2024	VARIANCE	ACTUAL JAN. - JUNE, 2023
		₦	₦	₦	₦
210301	PENSION	4,602,755,685.09	3,077,719,541.95	(1,525,036,143.14)	3,430,626,401.43
210301	GRATUITY	1,000,000,000.00	600,000,000.00	(400,000,000.00)	871,119,833.86
210301	PENSION/MAINTENANCE FOR PAST POLITICAL OFFICE HOLDERS (GOVS. & DEP. GOVS.)	28,000,000.00	-	(28,000,000.00)	39,853,443.70
22020663	10% CONTRIBUTION TO RETIREMENT SAVINGS FUND ACCOUNT	123,323,462.84	144,149,131.74	20,825,668.90	131,268,085.58
22020650	5% CONTRIBUTION TO REDEEMABLE RETIREMENT FUND ACCOUNT	77,665,364.70	70,000,000.00	(7,665,364.70)	55,475,260.00
22020649	ACTUARIAL VALUATION	-	-	-	-
	OTHERS		-		
	TOTAL	5,831,744,512.63	3,891,868,673.69	(1,939,875,838.94)	4,528,343,024.57

NOTE 13: OVERHEAD COST

S/N	ECONOMIC CODE	EXPENDITURE DETAILS	ACTUAL JAN. - JUNE, 2024	MID-YEAR BUDGET 2024	VARIANCE	ACTUAL JAN. - JUNE, 2023
			₦	₦	₦	₦
1	220201	TRAVEL & TRANSPORT- GENERAL	6,075,499,801.74	2,196,935,077.79	(3,878,564,723.96)	2,031,873,311.78
2	220202	UTILITIES-GENERAL	149,039,835.39	200,940,000.00	51,900,164.61	3,957,056.00
3	220203	MATERIALS & SUPPLIES-GENERAL	2,581,945,560.62	359,619,876.92	(2,222,325,683.70)	176,539,113.68
4	220204	MAINTENANCE SERVICES- GENERAL	1,439,836,752.93	673,862,550.37	(765,974,202.57)	680,672,048.56
5	220205	TRAINING GENERAL	460,480,338.50	774,150,180.62	313,669,842.12	193,258,940.10
6	220206	OTHER SERVICES- GENERAL	13,193,851,986.71	6,746,230,203.06	(6,447,621,783.65)	6,001,228,295.94
7	220207	CONSULTING & PROFESSIONAL SERVICES-GENERAL	128,561,850.00	206,150,000.00	77,588,150.00	177,090,950.00
8	220208	FUEL & LUBRICANTS- GENERAL	1,106,373,022.08	310,130,000.00	(796,243,022.08)	301,160,725.00
9	220209	FINANCIAL CHARGES- GENERAL	-	-	-	1,879,298,005.93
10	220210	MISCELLANEOUS EXPENSES GENERAL	3,248,010,770.75	2,811,257,312.18	(436,753,458.57)	1,762,935,221.58
		TOTAL	28,383,599,918.72	14,279,275,200.93	(14,104,324,717.79)	13,208,013,668.57

NOTE 13: OVERHEAD COST

S/NO	ADMIN CODE	SECTORS	ACTUAL JAN - JUNE, 2024	MID-YEAR BUDGET 2024	VARIANCE	ACTUAL JAN. - JUNE, 2023
			₦	₦	₦	₦
1	A	ADMINISTRATION SECTOR	11,515,603,986.93	5,807,133,070.57	(5,708,470,916.36)	4,319,893,300.71
2	B	ECONOMIC SECTOR	15,420,755,592.16	7,422,141,878.36	(7,998,613,713.80)	7,809,019,251.76
3	C	LAW AND JUSTICE SECTOR	334,771,408.13	88,309,112.58	(246,462,295.56)	80,933,001.34
4	D	REGIONAL SECTOR	12,169,500.00	9,867,500.00	(2,302,000.00)	1,485,000.00
5	E	SOCIAL SECTOR	1,100,299,431.50	951,823,639.43	(148,475,792.08)	996,683,114.76
		TOTAL	28,383,599,918.72	14,279,275,200.93	(14,104,324,717.79)	13,208,013,668.57

NOTE 14: SUBVENTION/GRANTS TO TERTIARY INSTITUTIONS AND PARASTATALS

S/NO	ECONOMIC CODE	EXPENDITURE DETAILS	ACTUAL JAN - JUNE, 2024	MID-YEAR BUDGET 2024	VARIANCE	ACTUAL JAN. - JUNE, 2023	SUPPL. NOTE
			₦	₦	₦	₦	
1	220401	GRANTS TO PARASTATALS	30,830,174,585.95	8,563,162,484.72	(22,267,012,101.23)	11,726,576,608.28	8
		TOTAL	30,830,174,585.95	8,563,162,484.72	(22,267,012,101.23)	11,726,576,608.28	

	ARREARS OF SUBVENTION PAID IN JAN. - JUNE, 2024			2018 SUBVENTION PAID IN JAN. - JUNE, 2023
ESUTH	-			260,000,000.00
COLLEGE IJERO	-			20,518,539.54
EKSU	-			179,011,316.29
BOUESTI	-			175,868,638.00
TOTAL (B)	-			635,398,493.83
Amount Due for the Year (A-B)	30,830,174,585.95			11,091,178,114.45

NOTE 15: SUBSIDIES

S/NO	ECONOMIC CODE	EXPENDITURE DETAILS	ACTUAL JAN. - JUNE, 2024	MID-YEAR BUDGET 2024	VARIANCE	ACTUAL JAN. - JUNE, 2023
			₦	₦	₦	₦
1						
		TOTAL	-	-	-	-

NOTE 16: DEPRECIATION CHARGES

S/NO	DETAILS	JAN. - JUNE, 2024	JAN. - JUNE, 2023	REF. NOTE
		₦	₦	
	PPE			
1	BUILDING	1,885,850,571.43	1,940,630,301.69	32
2	INFRASTRUCTURE	12,291,636,737.77	10,445,129,017.54	32
3	PLANT AND MACHINERY	464,021,192.10	321,300,602.45	32
4	TRANSPORTATION EQUIPMENT	1,869,901,080.41	2,598,604,459.30	32
5	OFFICE EQUIPMENT	1,982,591,922.68	1,660,855,085.88	32
6	FURNITURES AND FITTINGS	757,461,210.79	620,411,969.60	32
7	SPECIALISED ASSETS	133,162,233.92	156,801,900.14	32
	INVESTMENT PROPERTY			
8	BUILDINGS	500,503,713.00	503,699,951.06	33
	TOTAL	19,885,128,662.10	18,247,433,287.67	

NOTE 17: IMPAIRMENT CHARGES

S/NO	DETAILS	JAN. - JUNE, 2024	JAN. - JUNE, 2023	REF. NOTE
		₦	₦	
	PPE			
1	BUILDING			
2	INFRASTRUCTURE			
3	PLANT AND MACHINERY			
4	TRANSPORTATION EQUIPMENT			
5	OFFICE EQUIPMENT			
6	FURNITURES AND FITTINGS			
7	SPECIALISED ASSETS			
	INVESTMENT PROPERTY			
8	BUILDINGS			
	INTANGIBLE ASSETS			
	INVESTMENTS			
	TOTAL	-	-	

NOTE 18: AMORTIZATION CHARGES

S/NO	DETAILS	JAN. - JUNE, 2024	JAN. - JUNE, 2023	REF. NOTE
		₦	₦	
	TOTAL	-	-	

NOTE 19: BAD DEBT CHARGES

S/NO	DETAILS	JAN. - JUNE, 2024	JAN. - JUNE, 2023	REF. NOTE
		₦	₦	
	FOREIGN BAD DEBT CHARGES			
	BILATERAL BAD DEBT CHARGES			
	MULTILATERAL BAD DEBT CHARGES			
	DOMESTIC BAD DEBT CHARGES			
	BAD DEBTS CHARGES - FEDERAL			
	BAD DEBTS CHARGES - STATES			
	BAD DEBTS CHARGES - LOCAL GOVERNMENTS			
	BAD DEBTS CHARGES - MDAS			
	BAD DEBTS CHARGES - COMMERCIAL DEBTS			
	BAD DEBTS CHARGES - OTHER DEBTS			
	TOTAL	-	-	

NOTE 20: PUBLIC DEBT CHARGES

		ACTUAL	MID-YEAR BUDGET	VARIANCE	ACTUAL
CODE	DETAILS	JAN - JUNE, 2024	2024		JAN - JUNE, 2023
		₦	₦	₦	₦
220602	DOMESTIC LOAN INTEREST CHARGES	4,149,143,777.89	-		5,405,610,969.45
220601	FOREIGN LOAN INTEREST CHARGES	469,108,453.70	6,195,344,000.00		219,767,597.02
	TOTAL (A)	4,618,252,231.59	6,195,344,000.00		5,625,378,566.47

NOTE 21: TRANSFER FROM OTHER GOVERNMENT ENTITIES

S/N	ADMINISTRATIVE Code	MINISTRY DEPARTMENT AND AGENCY	ACTUAL JAN. - JUNE, 2024	MID-YEAR BUDGET 2024	VARIANCE	ACTUAL JAN. - JUNE, 2023
			₦	₦	₦	₦
	10000000000	Administration Sector				
1	011100100100	Government House And Protocol	-	-	-	-
2	011100100200	Deputy Governor's Office	-	-	-	-
3	011100300100	Ekiti State Boundary Commission	-	-	-	-
4	011100400100	Ekiti State Sustainable Development Goal	-	-	-	-
5	011100500100	Ekiti State Micro Finance And Enterprise Development Agency	-	-	-	-
6	011100600100	Ekiti State Emergency Management Agency	-	-	-	-
7	011100700100	Ekiti State Bureau Of Public Procurement	-	-	-	-
8	011101000100	Office Of Transformation And Strategy	-	-	-	-
9	011102100100	Ekiti State Liaison Office Abuja	-	-	-	-
10	011102100500	Ekiti State Liaison Office Lagos	-	-	-	-
11	011103300100	Ekiti State Aid Control Agency	-	-	-	-
12	011103700100	Muslim Pilgrim Board	-	-	-	-
13	011103800100	Christian Pilgrim Board	-	-	-	-
14	011111200100	General Adminsitration Department	-	-	-	-
15	011111300100	Ekiti State Pension Commission	-	-	-	-
16	011111300200	Pension Transition Arrangement Department	-	-	-	-
17	011113200100	Inter-Governmental And Integration Affairs	-	-	-	-
18	011200100100	Ekiti State House Of Assembly	-	-	-	-
19	012300100100	Ministry Of Information And Value Orientation	-	-	-	-
20	012300300100	Broadcasting Service Of Ekiti State	-	-	-	-
21	012500600100	Office Of Establishment And Service Matters	-	-	-	-
22	012500700100	Office Of Capacity Development And Reform	-	-	-	-
23	014000100100	Ekiti State Auditor General Office	-	-	-	-
24	014000200100	Local Government Auditor General Office	-	-	-	-
25	014700100100	Ekiti State Civil Service Commission	-	-	-	-
26	014800100100	Ekiti State Independence Electoral Commission	-	-	-	-
27	016101300200	Political And Economic Affairs	-	-	-	-
28	016101700100	Cabinet And Special Services	-	-	-	-
		TOTAL ADMINISTRATION SECTOR	-	-	-	-
					-	
	02000000000	ECONOMIC SECTOR			-	
29	021500100100	Ministry Of Agriculture And Food Security	-	-	-	-
30	021510200100	Agricultural Development Programme	-	-	-	-
31	021510900100	Ekiti State Forestry Commission	-	-	-	-
32	021511000100	Fountain Marketing Agricultural Agency	-	-	-	-
33	021511700100	Directorate Of Farm Settlement And Peasant Farmer Devt.	-	-	-	-
34	022000100100	Ministry Of Finance	-	-	-	-
35	022000700100	Office Of The Accountant General	-	-	-	-

NOTE 21: TRANSFER FROM OTHER GOVERNMENT ENTITIES

S/N	ADMINISTRATIVE Code	MINISTRY DEPARTMENT AND AGENCY	ACTUAL JAN. - JUNE, 2024	MID-YEAR BUDGET 2024	VARIANCE	ACTUAL JAN. - JUNE, 2023
			₦	₦	₦	₦
36	022000701100	Central Internal Audit	-	-	-	-
37	022000800100	Ekiti State Board Of Internal Revenue Service	-	-	-	-
38	022000800200	Signage And Advertisement Agency	-	-	-	-
39	022200100100	Ministry Of Investment, Trade And Innovations	-	-	-	-
40	022700100100	Bureau Of Employment, Labour And Productivity	-	-	-	-
41	022700700100	Job Creation And Employment Agency	-	-	-	-
42	022800100100	Bureau Of Information, Communication And Technology (ICT)	-	-	-	-
43	023100100100	Ekiti State Electricity Board	-	-	-	-
44	023300100100	Ekiti State Mineral Resources Development Agency	-	-	-	-
45	023400100100	Ministry Of Works And Transportation	-	-	-	-
46	023400100300	Ekiti State Traffic Management Agency	-	-	-	-
47	023400100400	Ekiti State Public Works Corporation	-	-	-	-
48	023600100100	Ministry Of Arts, Culture And Tourism Development	-	-	-	-
49	023800100100	Ministry Of Budget And Economic Planning	-	-	-	-
50	023800200100	State Bureau Of Statistics	-	-	-	-
51	025000100100	Fiscal Responsibility Commission	-	-	-	-
52	025200100100	Ekiti State Water Corporation	-	-	-	-
53	025200100200	State Rural Water Supply And Sanitation Agency	-	-	-	-
54	025300000000	Ministry Of Housing And Urban Development	-	-	-	-
55	025301000100	Ekiti State Housing Corporation	-	-	-	-
56	026000100100	Bureau Of Lands	-	-	-	-
57	026000100200	Office Of Surveyor General	-	-	-	-
58	026000100400	Urban Renewal Agency	-	-	-	-
59	026100100100	Ministry Of Infrastructure And Public Utilities	-	-	-	-
		TOTAL ECONOMIC SECTOR	-	-	-	-
					-	
	030000000000	LAW & JUSTICE SECTOR			-	
60	031800100100	The Judiciary		-	-	
61	031801100100	Ekiti State Judicial Service Commission		-	-	
62	032600000000	Ministry Of Justice	-	-	-	-
63	032600100100	Ekiti State Citizen's Right		-	-	
64	032600100200	Office Of Public Defender	-	-	-	-
65	032600100300	Ekiti State Law Reform Commission		-	-	
		TOTAL LAW & JUSTICE SECTOR	-	-	-	-
					-	
	040000000000	REGIONAL SECTOR			-	
66	045102100100	Ministry Of Regional and Special Duties	-	-	-	-
67	045102100200	Serve EKS Steering Committee		-	-	
68	045102100300	Serve EKS		-	-	
69	045102100400	Subvention To Dawn Commission		-	-	
		TOTAL REGIONAL SECTOR	-	-	-	-

NOTE 21: TRANSFER FROM OTHER GOVERNMENT ENTITIES

S/N	ADMINISTRATIVE Code	MINISTRY DEPARTMENT AND AGENCY	ACTUAL JAN. - JUNE, 2024	MID-YEAR BUDGET 2024	VARIANCE	ACTUAL JAN. - JUNE, 2023
			₦	₦	₦	₦
				-	-	
	050000000000	SOCIAL SECTOR		-	-	
70	051300100100	Ministry Of Youth And Sport Development	-	-	-	-
71	051305200100	Ekiti State Sport Council	-	-	-	-
72	051305300100	Ekiti State Office Of Disability	-	-	-	-
73	051400100100	Ministry Of Women Affairs, Gender Empowerment And Social Welfare	-	-	-	-
74	051700100100	Ministry Of Education, Science And Technology	-	-	-	-
75	051700100400	Ekiti State Libabry Board	-	-	-	-
76	051700100500	Education Trust Funds	-	-	-	-
77	051700100600	State Universal Basic Education Board	-	-	-	-
78	051701000100	Agency For Adult And Non Formal Education	-	-	-	-
79	051702600100	School Of Agriculture And Enterprise Agency	-	-	-	-
80	051705300100	Ekiti State Board For Technical And Vocational Education	-	-	-	-
81	051705400100	Ekiti State Scholarship Board	-	-	-	-
82	051705500100	Ekiti State Teaching Service Commission	-	-	-	-
83	052100100100	Ministry Of Health And Human Services	-	-	-	-
84	052100200100	Ekiti State Health Insurance Scheme	-	-	-	-
85	052100300100	Primary Healthcare Development	-	-	-	-
86	052110200100	Hospital Management Board	-	-	-	-
87	052110400100	Central Medical Stores (EKITI DRUGS HEALTH SUPPLIES MANAGEMENT	-	-	-	-
88	053500100100	Ministry Of Environment	-	-	-	-
89	053501600100	State Environmental Protection Agency	-	-	-	-
90	053505300100	Ekiti State Waste Management Board	-	-	-	-
91	055100100100	Ministry Of Local Government Affairs	-	-	-	-
92	055100200100	Bureau Of Chieftaincy Affairs	-	-	-	-
93	055100300100	Bureau Of Rural And Community Development	-	-	-	-
						-
		TOTAL SOCIAL SECTOR	-	-	-	-
					-	
		SUMMARY BY SECTOR			-	
	A	ADMINISTRATION SECTOR	-	-	-	-
	B	ECONOMIC SECTOR	-	-	-	-
	C	LAW AND JUSTICE SECTOR	-	-	-	-
	D	REGIONAL SECTOR	-	-	-	-
	E	SOCIAL SECTOR	-	-	-	-
		TOTAL (A)	-	-	-	-

NOTE 21: SPECIAL PROGRAMMES/PROJECTS

SUPPL. NO		ACTUAL - JUNE, 2024	JAN. MID-YEAR BUDGET 2024	VARIANCE	ACTUAL JAN. - JUNE, 2023
		₦	₦	₦	
9A	Special Programmes/Projects	8,675,598,896.33	3,144,350,232.09	(6,745,730,790.50)	1,371,199,108.98
9B	Projects Financed by grants	1,214,482,126.26			551,578,845.37
	TOTAL	9,890,081,022.59	3,144,350,232.09	(6,745,730,790.50)	1,922,777,954.35

NOTE 22: GAIN /LOSS ON DISPOSAL OF ASSET

S/NO	DETAILS	JAN. - JUNE, 2024	JAN. - JUNE, 2023	REF. NOTE
		₦	₦	
	DISPOSAL OF PPE			
	DISPOSAL OF INVESTMENT PROPERTY			
	DISPOSAL OF INTANGIBLE ASSET			
	TOTAL			

NOTE 23: GAIN / LOSS ON EXCHANGE TRANSACTION

S/NO	DETAILS	JAN. - JUNE, 2024	JAN. - JUNE, 2023	REF. NOTE
		₦	₦	
	GAIN ON EXCHANGE TRANSACTION			
	LOSS ON EXCHANGE TRANSACTION			
	TOTAL			

NOTE 24: SHARE OF SURPLUS/(DEFICITS) IN ASSOCIATE/JOINT VENTURES

S/NO	DETAILS	JAN. - JUNE, 2024	JAN. - JUNE, 2023	REF. NOTE
		₦	₦	
	TOTAL			

NOTE 25: MINORITY INTEREST SHARE OF SURPLUS/(DEFICIT)

S/NO	DETAILS	JAN. - JUNE, 2024	JAN. - JUNE, 2023	REF. NOTE
		₦	₦	
	MINORITY INTEREST SHARE OF SURPLUS/(DEFICIT)			
	TOTAL			

NOTE 26: CASH AND CASH EQUIVALENT AS AT 30TH JUNE, 2024
RECONCILED ACCOUNTANT-GENERAL'S CASH BOOK BALANCE AS AT 30TH JUNE, 2024

				JUNE, 2024	JUNE, 2023
S/NO	MDA	BANKS	ACCOUNT DETAILS	CLOSING BALANCES ₦	CLOSING BALANCES ₦
1	Treasury	Access	CAPITAL 1	- 758,281,872.20	196,953,032.56
2	Treasury	Access	E- PAYROLL MDAS	15,096,663.30	236,274,567.22
3	Treasury	Access	E- PAYROLL PENSION	3,850,241.85	13,894,537.63
4	Treasury	Access	EKSG TREASURY ACCOUNT	-	1,971,236,345.03
5	Treasury	Access	CSS	133,193,360.01	2,080,924.54
6	Treasury	Access	HEALTH INTERVENTION	370,057,781.24	370,414,320.59
7	Treasury	Access	INTERVENTION	3,103,133,935.92	
8	Treasury	Access	FAAC VAT	4,372,540,670.29	
9	Treasury	ECO	CAPITAL	-	418,230.93
10	Treasury	FIRST	ECOLOGICAL FUND	706,357,805.38	16,799,075.84
11	Treasury	FIRST	SOVEREIGN	766,299,982.80	
12	Treasury	HERITAGE	IGR	-	136,407,966.56
13	Treasury	KEYSTONE	IGR	83,796.66	83,796.66
14	Treasury	POLARIS	CRF	83,695,986.96	79,296,620.80
15	Treasury	PREMIUM TRUST	FAAC	- 1,525,052,135.05	1,073,163,882.68
16	Treasury	PREMIUM TRUST	IGR	5,209,543,820.99	1,011,205,736.50
17	Treasury	PREMIUM TRUST	TSA	5,426,159,082.99	2,918,002,554.92
18	Treasury	PREMIUM TRUST	PENSION PAYROLL	39,841,918.10	56,737,742.45
19	Treasury	PREMIUM TRUST	MDA E-PAYROLL	217,841,756.01	22,746,569.96
20	Treasury	PREMIUM TRUST	CSS	3,500.00	3,500.00
21	Treasury	PROVIDUS	RESERVE	269,732.17	269,732.17
22	Treasury	STANBIC	CAPITAL		19,262.04
23	Treasury	STANBIC	IGR	25,350.00	
24	Treasury	STERLING	RESERVE FUND		54,405,673.39
25	Treasury	STERLING	CSS		709,843.43
26	Treasury	STERLING	CACS REPAYMENT	155,414,172.45	86,196,329.07
27	Treasury	STERLING	CACS 2	110,548,776.57	28,596,851.57
28	Treasury	STERLING	VAT		623,081,653.71
29	Treasury	STERLING	CAPITAL		364,455,813.23
30	Treasury	STERLING	OJA OBA	32,106,679.89	28,091,129.89
31	Treasury	STERLING	RESERVE		18,098,140.65
32	Treasury	STERLING	SEVERANCE	3,873,992.08	3,873,992.08
33	Treasury	STERLING	IGR EXPENDITURE	1,374,946,088.46	116,479,406.22
34	Treasury	UBA	CAPITAL		50.00
35	Treasury	UBA	FURNITURE ALLOWANCE	5,861,731.85	3,749,722.54
36	Treasury	UBA	IGR EXPENDITURE	(311.83)	(234.04)
37	Treasury	UBA	COVID - 19 PANDEMIC		350.00
38	Treasury	UBA	SOVEREIGN WEALTH	1,002,000,187.75	1,200,000,826.00
39	Treasury	UNION	CAPITAL		64,901.59
40	Treasury	UNION	LAPTOP REPAYMENT	5,829,693.24	385,612.32
41	Treasury	UNITY	IGR EXPENDITURE		1,261,214.28
42	Treasury	UNITY	CAPITAL	138.00	
43	Treasury	UNITY	SURWASH CONSOLIDATED	1,645,399,629.99	

NOTE 26: CASH AND CASH EQUIVALENT AS AT 30TH JUNE, 2024

RECONCILED ACCOUNTANT-GENERAL'S CASH BOOK BALANCE AS AT 30TH JUNE, 2024

				JUNE, 2024	JUNE, 2023
44	Treasury	WEMA	NG CARES	3,277,611,381.24	-
45	Treasury	WEMA	EKSG REMITTANCE	85.75	43.75
46	Treasury	WEMA	INTEREST	403,967.36	403,967.36
47	Treasury	WEMA	PROCEED FROM SHARES	162,625.33	3,349.57
48	Treasury	WEMA	OJA-OBA MODERN MARKET	1,904.00	1,904.00
49	Treasury	WEMA	UNICEF GCC	1,883.38	1,883.38
50	Treasury	WEMA	SFTAS	50.00	71,044,104.58
51	Treasury	ZENITH	CRF	5,361,180.02	5,361,180.02
52	Treasury	ZENITH	IGR EXPENDITURE	208.75	208.75
			TOTAL	25,784,185,441.70	10,712,276,316.42

EKSG IGR COLLECTION ACCOUNT BALANCES AS AT 30TH JUNE, 2024

				JUNE '2024	JUNE '2023
1	Treasury	ACCESS	DRV LICENCE	6,591,150.00	2,577,200.00
2	Treasury	ACCESS	LEGAL FEE	52,945,601.71	1,258,931.21
3	Treasury	ACCESS	TRAFFIC OFFENCE	988,142.27	140,779.3
4	Treasury	ACCESS	EKSG CONS REV ACCOUNT	20,948,117.33	1,805,227.12
5	Treasury	ACCESS	EKSG CONS IGR ACCOUNT	757,276,994.30	-
6	Treasury	ECO	EKSG IGR COLLECTION ACCOUNT	997.50	-
7	Treasury	FCMB	EKSG PAYDIRECT ACCT WHT/ STAMP	167,474,804.81	4,832,408.41
8	Treasury	FIDELITY	EKSG REVENUE ACCOUNT	17,615,751.42	17,615,751.42
9	Treasury	FIDELITY	EKSG TAXI & BUS FEES	1,236,446.25	1,236,446.25
10	Treasury	FIRST	EKSG REVENUE ACCOUNT		2,524,650.00
11	Treasury	FIRST	EKSG IGR CONSUL ACCT	36,284,422.25	769,317.70
12	Treasury	FIRST	EKSG PLATE NUMBER	22,579,889.16	964,503.40
13	Treasury	FIRST	EKSG OKADA FEES		180,083.35
14	Treasury	FIRST	EKSG CONSOLIDATED IGR ACCOUNT	109,186,908.17	75,620,878.10
15	Treasury	HERITAGE	COMM DEVELOPMENT		114,197,433.57
16	Treasury	HERITAGE	EKSG CONSOLIDATED IGR ACCOUNT		103,873,580.27
17	Treasury	KEYSTONE	EKS IGR COLLECTION ACCOUNT	66,195.01	110,071.12
18	Treasury	POLARIS	AUTOREG	2,109,220.00	
19	Treasury	POLARIS	EKSG IGR REMITTANCE	925,224.73	712,192.05
20	Treasury	POLARIS	EKSG VEHICLE REG	45,670.88	45,670.88
21	Treasury	POLARIS	EKSG IGR PAYDIRECT		42,332,340.06
22	Treasury	STANBIC IBTC	EKSGIGR CENTRAL REMIT ACCOUNT	3,890,734.48	5,231,858.44
23	Treasury	STERLING	EKSG IGR E-PAY ACCOUNT	1.00	1.00
24	Treasury	UBA	EKSG GOVT. CONS. IGR	86,752,113.35	12,735,343.69
25	Treasury	UNION	EKSG TIPPER	958.25	958.25
26	Treasury	UNION	EKSG HOUSING DEBT RECOV	35,126,878.00	20,508,448.00
27	Treasury	UNION	EKSG CON. ACCOUNT		1,998,520.86
28	Treasury	UNION	INTERSWITCH PYT STATE IGR	3,838,224.56	
29	Treasury	WEMA	REVENUE E-PAY ACCOUNT		2,122,288.48
30	Treasury	WEMA	EKSG TRYCIRCLE/AKOTO		381,363.95
31	Treasury	ZENITH	EKSG IGR DISTRI ACCT	21,675,604.82	8,310,660.73
		TOTAL @	TOTAL	1,347,560,050.25	423,353,922.61

NOTE 26: CASH AND CASH EQUIVALENT AS AT 30TH JUNE, 2024
RECONCILED ACCOUNTANT-GENERAL'S CASH BOOK BALANCE AS AT 30TH JUNE, 2024

				JUNE, 2024	JUNE, 2023
--	--	--	--	------------	------------

RECONCILED CASH BOOK BALANCES OF MDAs AS AT 30/06/2024

		MDA		JUNE '2024	JUNE '2023
1		EDUCATION TRUST FUND (D)		487,854,736.86	34,040,154.77
		SUBEB		2,871,686,113.53	2,413,904,707.52
		TOTAL		3,359,540,850.39	2,447,944,862.29

RECONCILED CASH BOOK BALANCES: EXTERNAL FINANCE (PFMU)

				JUNE '2024	JUNE '2023
		BALANCE B/F		6,556,973,727.99	1,588,610,578.67
	ADD:	TOTAL LOAN RECEIVED DURING THE YEAR		<u>21,755,031,819.58</u>	<u>6,623,479,450.49</u>
				28,312,005,547.57	8,212,090,029.16
	LESS:	AMOUNT UTILIZED DURING THE YEAR		(6,581,168,508.18)	(2,861,635,452.22)
		CLOSING BALANCE		21,730,837,039.39	5,350,454,576.94

RECONCILED CASH BOOK BALANCES: EXTERNAL FINANCE (SDG)

				JUNE '2024	JUNE '2023
		BALANCE B/F			303,749.41
	ADD:	TOTAL LOAN RECEIVED DURING THE YEAR		<u>-</u>	<u>-</u>
				-	303,749.41
	LESS:	AMOUNT UTILIZED DURING THE YEAR		-	-
		CLOSING BALANCE		-	303,749.41

NOTE 26: CASH AND CASH EQUIVALENT AS AT 30TH JUNE, 2024
RECONCILED ACCOUNTANT-GENERAL'S CASH BOOK BALANCE AS AT 30TH JUNE, 2024

				JUNE, 2024	JUNE, 2023
--	--	--	--	------------	------------

RECONCILED CASH BOOK BALANCES: EXTERNAL FINANCE (MINISTRY OF HEALTH)

				JUNE '2024	JUNE '2023
		BALANCE B/F		4,278,816.37	79,906,350.52
	ADD:	TOTAL LOAN RECEIVED DURING THE YEAR		-	9,253,500.00
				4,278,816.37	89,159,850.52
	LESS:	AMOUNT UTILIZED DURING THE YEAR		(688,485.70)	(74,220,530.25)
		CLOSING BALANCE		3,590,330.67	14,939,320.27

RECONCILED CASH BOOK BALANCES: EXTERNAL FINANCE (PRIMARY HEALTH CARE DEV. AGENCY)

				JUNE '2024	JUNE '2023
		BALANCE B/F		303,542,149.29	209,691,005.35
	ADD:	TOTAL LOAN RECEIVED DURING THE YEAR		273,268,811.05	34,928,006.00
				576,810,960.34	244,619,011.35
	LESS:	AMOUNT UTILIZED DURING THE YEAR		(61,632,855.57)	(111,543,125.91)
		CLOSING BALANCE		515,178,104.77	133,075,885.44

DOLLAR ACCOUNT				JUNE '2024	JUNE '2023
S/NO				AMOUNT (\$)	AMOUNT (\$)
1	Treasury	WEMA	COVID-19 DOLLAR	-	100
2	Treasury	Unity	SURWASH	0.52	-
				0.52	100
		TOTAL (B) NAIRA VALUE 0.52 *N1503.30		781.72	76,925.00

NOTE: The Closing Rate of Dollar to Naira was N1503.30 as at 30th June, 2024

		TOTAL CASH BOOK BALANCES		52,740,892,598.89	19,082,425,558.38
--	--	---------------------------------	--	--------------------------	--------------------------

NOTE 27 A: RECEIVABLES (ADVANCES)

S/NO	MDA	AS AT 30/06/2024	AS AT 30/06/2023	REF. NOTE
	TREASURY	₦	₦	
1	WEMA SHARES	46,668,925.36	46,819,527.60	12
2	ADVANCES	3,757,476,794.36	3,208,544,375.71	
3	Loan to other tiers of Government	1,077,383,161.46	1,179,616,742.52	
4	Tax Receivable	3,101,868,305.93	4,764,527,291.54	
	TOTAL RECEIVABLE	7,983,397,187.11	9,199,507,937.37	

NOTE 27 B: ARREARS OF REVENUE[illegible]

NOTE 28: PREPAYMENTS

[illegible]

NOTE 29 A : INVENTORIES

S/NO	CLASSIFICATION BY FUNCTION	AS AT 30/06/2024	AS AT 30/06/2023	REF. NOTE
		₦	₦	
1	ENGINEERING STORES	-		
2	MEDICAL STORES	-		
3	INDUSTRIAL & CHEMICAL STORES	-		
4	AMMUNITIONS	-		
5	FUEL & LUBRICANTS	-		
6	AGRICULTURAL INPUTS	-		
7	FARM STOCK	-		
8	SCHOLASTIC MATERIALS	-		
9	STATIONERIES STORES	-		
10	PRINTED MATERIALS	-		
11	BUILDING MATERIALS	-		
12	STRATEGIC STOCK PILES	-		
13	UNISSUED CURRENCY	-		
14	STAMPS & OTHER POSTAL SERVICES SUPPLIES HELD FOR SALE	-		
15	PROPERTY HELD FOR SALE	-		
16	AIRCRAFT SPARE STORE	-		
17	COMPUTER/INFORMATION TECHNOLOGY STORE	-		
18	PROVISIONAL STORE	-		
19	EQUIPMENT STORE	-		
20	PROJECTS STORE (IPPIS, GIFMIS, IPSAS , ETC)	-		
21	ELECTRICAL/ELECTRONIC STORE	-		
22	GRAINS STORE	-		
23	PERISHABLE STORE	-		
24	MOTOR SPARE STORE	-		
25	RAIL SPARE STORE	-		

26	SHIP SPARE STORE	-		
27	FURNITURE STORE	-		
28	PLANT/ EQUIPMENT STORE	-		
29	PLANT/ EQUIPMENT SPARE STORE	-		
30	ANIMAL FEED STORE	-		
31	VETERINARY STORE	-		
32	CLASS WARE/APPARATUS STORE	-		
33	LABORATORY EQUIPMENT STORE	-		
34	UNIFORM STORE	-		
35	OTHER STOCKS	-		
36	WORK-IN-PROGRESS (INVENTORIES UNDER CONST	-		
		-		
	TOTAL	-	-	

NOTE 29 B : INVENTORIES BY SECTOR

S/NO	CLASSIFICATION BY SECTORS	AS AT 30/06/2024	AS AT 30/06/2023	REF. NOTE
		₦	₦	
	ADMINISTRATION SECTOR			
	ECONOMIC SECTOR			
	LAW AND JUSTICE SECTOR			
	REGIONAL SECTOR			
	SOCIAL SECTOR			
	TOTAL			

NOTE 30: LONG TERM LOANS

S/NO	DETAILS	AS AT 30/06/2024	AS AT 30/06/2023	REF. NOTE
		₦	₦	₦
1	DOMESTIC LOAN			
	LOAN TO LOCAL GOVERNMENTS			
2	FOREIGN LOAN			
	TOTAL	-	-	

NOTE 31: INVESTMENTS

S/NO		AS AT 30/06/2024	AS AT 30/06/2024	AS AT 30/06/2023	REF. NOTES
	LOCAL INVESTMENTS	₦		₦	
1	STOCKS (SHARES IN QUOTED COMPANIES):			1,101,280,282.00	
	OKOMU OIL	29,150,000.00			
	MTN NIG. COMM	95,329,510.00			
	STANBIC	3,068,000.00			
	WEMA BANK - Reconstruction	1,182,591,839.00			
	ZENITH	70,331,405.00			
	GTHC	14,872,167.00			
	ACCESS	34,483,315.00			
	UBA	8,243,954.00			
	OANDO	16,500,000.00			
	Total Stocks Value	1,454,570,190.00	1,454,570,190.00		
2	IKUN EKITI DIARY FARM & PRODUCTIONS (ASSOCIATE)		989,244,342.00	988,244,342.00	
3	IRE CLAY PRODUCTS LTD (ASSCIATE)		83,160,000.00	186,900,000.00	
	TOTAL		2,526,974,532.00	2,276,424,624.00	

NOTE 32: SCHEDULE OF PROPERTY, PLANT AND EQUIPMENT (PPE)

NOTE 32A									
	LAND	BUILDING	INFRASTRUCTURE	PLANT & MACHINERY	TRANSPORTATION EQUIPMENT(FIXED ASSET GENERAL)	OFFICE EQUIPMENT	FURNITURES & FITTINGS	SPECIALISED ASSET	TOTAL PPE
DEPRECIATION RATE	0%	2%	5%	10%	20%	25%	20%	10%	
	₦	₦	₦	₦	₦	₦	₦	₦	₦
COST AS AT 1/1/2024	21,264,285,261.23	93,792,759,674.20	206,903,318,670.94	2,608,861,465.39	8,273,949,348.00	4,181,607,153.08	2,990,715,257.61	1,322,122,339.15	341,337,619,169.59
ADDITION DURING THE YEAR	91,240,000.00	-	-	1,475,947,992.30	396,635,854.70	2,799,548,340.98	243,275,485.00	9,500,000.00	5,016,147,672.98
WIP COMPLETED (CLASSIFIED)	-	499,768,897.07	9,064,721,639.79	-	-	-	100,000,000.00	-	9,664,490,536.86
DISPOSAL	-	-	-	-	-	-	-	-	-
REVALUATION SURPLUS	-	-	29,864,694,444.74	555,402,463.33	678,920,199.34	949,212,196.67	453,315,311.36	-	32,501,544,615.45
COST AS AT 30/06/2024	21,355,525,261.23	94,292,528,571.27	245,832,734,755.46	4,640,211,921.02	9,349,505,402.04	7,930,367,690.73	3,787,306,053.97	1,331,622,339.15	388,519,801,994.88
DEPRECIATION:									-
DEPRECIATION AS AT 01/01/2024	-	32,092,225,124.89	55,472,406,662.24	1,702,223,019.34	9,206,004,728.97	6,309,612,237.96	3,318,594,112.02	303,704,382.27	108,404,770,267.69
DEPRECIATION CHARGE FOR THE PERIOD	-	1,885,850,571.43	12,291,636,737.77	464,021,192.10	1,869,901,080.41	1,982,591,922.68	757,461,210.79	133,162,233.92	19,384,624,949.10
DISPOSAL	-	-	-	-	-	-	-	-	-
ACCUMULATED DEP. AS AT 30/06/2024	-	33,978,075,696.32	67,764,043,400.01	2,166,244,211.44	11,075,905,809.38	8,292,204,160.64	4,076,055,322.82	436,866,616.18	127,789,395,216.79
CARRYING AMOUNT (NBV) AS AT 30/06/2024	21,355,525,261.23	92,406,677,999.85	233,541,098,017.69	4,176,190,728.92	7,479,604,321.63	5,947,775,768.05	3,029,844,843.18	1,198,460,105.24	369,135,177,045.78
WIP		1,152,077,585.72	30,775,964,995.44	844,735,942.52			-		32,772,778,523.68
CARRYING AMOUNT (NBV) AS AT 30/06/2023	21,206,879,962.60	64,912,797,610.62	153,399,957,252.64	1,479,355,898.90	3,256,900,445.22	66,822,070.70	407,764,009.39	1,254,415,201.14	245,984,892,451.21

NOTE 32B: SCHEDULE OF FIXED ASSETS (WORK IN PROGRESS)

S/NO		CLASSIFICATION	DETAILS	AMOUNT	TOTAL
				₦	₦
	BAL BF	BUILDING	EYITAYO HOUSING ESTATE (FOUNTAIN HOLDING)	125,249,913.00	
			MDAs	1,026,827,672.72	
					1,152,077,585.72
		INFRASTRUCTURE	MDAs	30,775,964,995.44	
					30,775,964,995.44
		PLANT AND MACHINERY	MDAs	844,735,942.52	
					844,735,942.52
			GRAND TOTAL		32,772,778,523.68

NOTE 33: INVESTMENT PROPERTY

	NOTE 33A
	LAND & BUILDING
DEPRECIATION RATE	2%
	₦
COST AS AT 1/1/2024	24,187,671,650.06
ADDITION DURING THE YEAR	-
DISPOSAL	-
REVALUATION SURPLUS	837,514,000.00
COST AS AT 30/06/2024	25,025,185,650.06
DEPRECIATION:	
DEPRECIATION AS AT 01/01/2024	3,155,203,403.10
DEPRECIATION CHARGE FOR THE PERIOD	500,503,713.00
DISPOSAL	
ACCUMULATED DEP. AS AT 30/06/2024	3,655,707,116.10
CARRYING AMOUNT (NBV) AS AT 30/06/2024	24,524,681,937.06
CARRYING AMOUNT (NBV) AS AT 30/06/2023	22,523,420,102.10

NOTE 33B: DETAILS OF INVESTMENT PROPERTIES

S/NO	DETAILS	AMOUNT	AMOUNT
		JAN - JUN., '2024	JAN - JUN., '2023
		₦	₦
1	ALAGBAKA LAND, AKURE	50,000,000.00	50,000,000.00
2	FOUNTAIN COURT, OJU OLOBUN, LAGOS	2,621,000,000.00	2,621,000,000.00
3	OBA ADEJUYIGBE BUILDERS MARKET	188,000,000.00	188,000,000.00
4	IKOGOSI WARM SPRING RESORT	503,200,000.00	503,200,000.00
5	FOUNTAIN HOTEL, ADO EKITI	151,650,000.00	151,650,000.00
6	EKITI HOUSE, WUSE ABUJA	8,883,120,000.00	8,870,000,000.00
7	15 MILVERTON ROAD HOUSE	3,960,000,000.00	3,137,000,000.00
8	OBAFEMI AWOLOWO CIVIC AND CONFERENCE CENTRE	3,330,000,000.00	3,330,000,000.00
9	EKITI PARAPO PAVILION	2,072,000,000.00	2,072,000,000.00
10	ARCHBISHOP ADETILOYE ABIODUN HALL	169,394,000.00	168,000,000.00
11	ILASA YAM CONDITION FACILITY	133,000,000.00	133,000,000.00
12	MINISTRY OF AGRICULTURE	6,169,025,053.16	6,169,025,053.16
	GRAND TOTAL	28,230,389,053.16	27,392,875,053.16
TOTAL INVESTMENT PROPERTY		28,230,389,053.16	27,392,875,053.16
LESS: LAND		(50,000,000.00)	(50,000,000.00)
DEPRECIABLE VALUE		28,180,389,053.16	27,342,875,053.16
LESS: DEPRECIATION		(3,655,707,116.10)	(3,155,203,403.10)
CARRYING AMOUNT (NBV) AS AT 30/06/2024		24,524,681,937.06	24,187,671,650.06

NOTE 34: SCHEDULE OF AMORTIZATION

	GOODWILL	PATENT	SOFTWARE	TRADEMARK	COPYRIGHT	OTHERS	TOTAL
RATE							
	₦	₦	₦	₦	₦	₦	₦
COST AS AT 1/1/2024							-
ADDITION DURING THE YEAR							-
WIP COMPLETED (CLASSIFIED)							-
DISPOSAL							-
REVALUATION SURPLUS/ DEFICIT							-
COST AS AT 30/06/2024	-	-	-	-	-	-	-
DEPRECIATION:							-
DEPRECIATION AS AT 01/01/2024	-						-
CHARGE FOR THE PERIOD	-						-
DISPOSAL	-						-
ACCUMULATED DEP. AS AT 30/06/2024	-						-
CARRYING AMOUNT (NBV) AS AT 30/06/2024	-	-	-	-	-	-	-
AS AT 30/06/2023							

NOTE 35: DEPOSITS (CONTRACT RETENTION FEES)

S/N	ADMINISTRATIVE Code	MINISTRY DEPARTMENT AND AGENCY	ACTUAL JAN. - JUNE, 2024	ACTUAL JAN. - JUNE, 2023
	10000000000	Administration Sector	₦	₦
1	011100100100	Government House And Protocol	-	-
2	011100100200	Deputy Governor's Office	-	-
3	011100300100	Ekiti State Boundary Commission	-	-
4	011100400100	Ekiti State Sustainable Development Goal	-	-
5	011100500100	Ekiti State Micro Finance And Enterprise Development Agency	-	-
6	011100600100	Ekiti State Emergency Management Agency	-	-
7	011100700100	Ekiti State Bureau Of Public Procurement	-	-
8	011101000100	Office Of Transformation And Strategy	-	-
9	011102100100	Ekiti State Liaison Office Abuja	-	-
10	011102100500	Ekiti State Liaison Office Lagos	-	-
11	011103300100	Ekiti State Aid Control Agency	-	-
12	011103700100	Muslim Pilgrim Board	-	-
13	011103800100	Christian Pilgrim Board	-	-
14	011111200100	General Adminsitration Department	-	-
15	011111300100	Ekiti State Pension Commission	-	-
16	011111300200	Pension Transition Arrangement Department	-	-
17	011113200100	Inter-Governmental And Integration Affairs	-	-
18	011200100100	Ekiti State House Of Assembly	-	-
19	012300100100	Ministry Of Information And Value Orientation	-	-
20	012300300100	Broadcasting Service Of Ekiti State	-	-
21	012500600100	Office Of Establishment And Service Matters	-	-
22	012500700100	Office Of Capacity Development And Reform	-	-
23	014000100100	Ekiti State Auditor General Office	-	-
24	014000200100	Local Government Auditor General Office	-	-
25	014700100100	Ekiti State Civil Service Commission	-	-
26	014800100100	Ekiti State Independence Electoral Commission	-	-
27	016101300200	Political And Economic Affairs	-	-
28	016101700100	Cabinet And Special Services	-	-
		TOTAL ADMINISTRATION SECTOR	-	-
	020000000000	ECONOMIC SECTOR		
29	021500100100	Ministry Of Agriculture And Food Security	-	-
30	021510200100	Agricultural Development Programme	-	-
31	021510900100	Ekiti State Forestry Commission	-	-
32	021511000100	Fountain Marketing Agricultural Agency	-	-
33	021511700100	Directorate Of Farm Settlement And Peasant Farmer Devt.	-	-
34	022000100100	Ministry Of Finance	-	-
35	022000700100	Office Of The Accountant General	-	-

NOTE 35: DEPOSITS (CONTRACT RETENTION FEES)

S/N	ADMINISTRATIVE Code	MINISTRY DEPARTMENT AND AGENCY	ACTUAL JAN. - JUNE, 2024	ACTUAL JAN. - JUNE, 2023
			₦	₦
36	022000701100	Central Internal Audit	-	-
37	022000800100	Ekiti State Board Of Internal Revenue Service	-	-
38	022000800200	Signage And Advertisement Agency	-	-
39	022200100100	Ministry Of Investment, Trade And Innovations	-	-
40	022700100100	Bureau Of Employment, Labour And Productivity	-	-
41	022700700100	Job Creation And Employment Agency	-	-
42	022800100100	Bureau Of Information, Communication And Technology (ICT)	-	-
43	023100100100	Ekiti State Electricity Board	-	-
44	023300100100	Ekiti State Mineral Resources Development Agency	-	-
45	023400100100	Ministry Of Works And Transportation	-	-
46	023400100300	Ekiti State Traffic Management Agency	-	-
47	023400100400	Ekiti State Public Works Corporation	-	-
48	023600100100	Ministry Of Arts, Culture And Tourism Development	-	-
49	023800100100	Ministry Of Budget And Economic Planning	-	-
50	023800200100	State Bureau Of Statistics	-	-
51	025000100100	Fiscal Responsibility Commission	-	-
52	025200100100	Ekiti State Water Cooperation	-	-
53	025200100200	State Rural Water Supply And Sanitation Agency	-	-
54	025300000000	Ministry Of Housing And Urban Development	-	-
55	025301000100	Ekiti State Housing Corporation	-	-
56	026000100100	Bureau Of Lands	-	-
57	026000100200	Office Of Surveyor General	-	-
58	026000100400	Urban Renewal Agency	-	-
59	026100100100	Ministry Of Infrastructure And Public Utilities	-	-
		TOTAL ECONOMIC SECTOR	-	-
	030000000000	LAW & JUSTICE SECTOR		
60	031800100100	The Judiciary		
61	031801100100	Ekiti State Judicial Service Commission		
62	032600000000	Ministry Of Justice	-	-
63	032600100100	Ekiti State Citizen's Right		
64	032600100200	Office Of Public Defender	-	-
65	032600100300	Ekiti State Law Reform Commission		
		TOTAL LAW & JUSTICE SECTOR	-	-
	040000000000	REGIONAL SECTOR		
66	045102100100	Ministry Of Regional and Special Duties	-	-
67	045102100200	Serve EKS Steering Committee		
68	045102100300	Serve EKS		
69	045102100400	Subvention To Dawn Commission		
		TOTAL REGIONAL SECTOR	-	-

NOTE 35: DEPOSITS (CONTRACT RETENTION FEES)

S/N	ADMINISTRATIVE Code	MINISTRY DEPARTMENT AND AGENCY	ACTUAL JAN. - JUNE, 2024	ACTUAL JAN. - JUNE, 2023
			₦	₦
	050000000000	SOCIAL SECTOR		
70	051300100100	Ministry Of Youth And Sport Development	-	-
71	051305200100	Ekiti State Sport Council	-	-
72	051305300100	Ekiti State Office Of Disability	-	-
73	051400100100	Ministry Of Women Affairs, Gender Empowerment And Social Welfare	-	-
74	051700100100	Ministry Of Education, Science And Technology	-	-
75	051700100400	Ekiti State Libabry Board	-	-
76	051700100500	Education Trust Funds	-	-
77	051700100600	State Universal Basic Education Board	-	-
78	051701000100	Agency For Adult And Non Formal Education	-	-
79	051702600100	School Of Agriculture And Enterprise Agency	-	-
80	051705300100	Ekiti State Board For Technical And Vocational Education	-	-
81	051705400100	Ekiti State Scholarship Board	-	-
82	051705500100	Ekiti State Teaching Service Commission	-	-
83	052100100100	Ministry Of Health And Human Services	-	-
84	052100200100	Ekiti State Health Insurance Scheme	-	-
85	052100300100	Primary Healthcare Development	-	-
86	052110200100	Hospital Management Board	-	-
87	052110400100	Central Medical Stores (EKITI DRUGS HEALTH SUPPLIES MANAGEMENT (EKSDMA	-	-
88	053500100100	Ministry Of Environment	-	-
89	053501600100	State Environmental Protection Agency	-	-
90	053505300100	Ekiti State Waste Management Board	-	-
91	055100100100	Ministry Of Local Government Affairs	-	-
92	055100200100	Bureau Of Chieftaincy Affairs	-	-
93	055100300100	Bureau Of Rural And Community Development	-	-
				-
		TOTAL SOCIAL SECTOR	-	-
		SUMMARY BY SECTOR		
	A	ADMINISTRATION SECTOR	-	-
	B	ECONOMIC SECTOR	-	-
	C	LAW AND JUSTICE SECTOR	-	-
	D	REGIONAL SECTOR	-	-
	E	SOCIAL SECTOR	-	-
		TOTAL (A)	-	-

NOTE 36: SHORT TERM LOANS AND DEBTS

	BANK OVERDRAFT			REF. NOTE
	DETAILS	JAN. - JUNE, 2024	JAN. - JUNE, 2023	
		₦	₦	
	BALANCE BROUGHT FORWARD			
	ADD:			
	ADDITION DURING THE YEAR			
	ACCUMMULATED INTEREST/CHARGES			
	SUB TOTAL (A)			
	LESS:			
	REPAYMENT FOR THE YEAR			
	ACCUMMULATED INTEREST/CHARGES PAID IN THE YEAR.			
	LOAN RECLASSIFICATION			
	SUB TOTAL (B)			
	CLOSING BALANCE AS AT 31ST DECEMBER (A-B)			
	TOTAL	-	-	

NOTE 37: UNREMITTED DEDUCTIONS

DETAILS				BALANCE AS AT JUNE, 2024	BALANCE AS AT JUNE, 2023
UNREMITTED DEDUCTIONS FROM SALARY:				N	N
NHIS				-	
CONTRIBUTORY PENSION SCHEME				44,339,574.32	92,453,059.62
UNION DUES				35,029,021.48	156,044,989.65
COOPERATIVE SOCIETY				1,149,211,566.19	3,387,049,580.00
NATIONAL HOUSING FUND				117,198,307.61	276,502,442.17
GOVERNMENT LOAN DEDUCTIONS				432,685,527.03	396,752,978.26
SUB-TOTAL				1,778,463,996.63	4,308,803,049.70
TOTAL				1,778,463,996.63	4,308,803,049.70

NOTE 38: PAYABLES BY NATURE

				REF. NOTE
	DETAILS	JAN. - JUNE, 2024	JAN. - JUNE, 2023	
		₦	₦	
	PERSONNEL EMOLUMENTS	1,867,235,584.29	2,687,920,701.74	
	PENSION AND GRATUITY	11,976,655,822.38	13,139,965,298.12	
	PROFESSIONAL FEES	-	-	
	GOOD AND SERVICES	-	-	
	UTILITIES	-	-	
	CONTRACTORS ARREARS	2,962,763,539.88	1,407,548,661.43	
	OTHERS (JUDGEMENT DEBT)	481,540,215.62	384,263,649.60	
	TOTAL	17,288,195,162.17	17,619,698,310.89	

NOTE 38: PAYABLES BY MDAs

S/N	ADMINISTRATIVE Code	MINISTRY DEPARTMENT AND AGENCY	ACTUAL JAN. - JUNE, 2024	ACTUAL JAN. - JUNE, 2023
	10000000000	Administration Sector	₦	₦
1	011100100100	Government House And Protocol	-	-
2	011100100200	Deputy Governor's Office	-	-
3	011100300100	Ekiti State Boundary Commission	-	-
4	011100400100	Ekiti State Sustainable Development Goal	-	-
5	011100500100	Ekiti State Micro Finance And Enterprise Development Agency	-	-
6	011100600100	Ekiti State Emergency Management Agency	-	-
7	011100700100	Ekiti State Bureau Of Public Procurement	-	-
8	011101000100	Office Of Transformation And Strategy	-	-
9	011102100100	Ekiti State Liaison Office Abuja	-	-
10	011102100500	Ekiti State Liaison Office Lagos	-	-
11	011103300100	Ekiti State Aid Control Agency	-	-
12	011103700100	Muslim Pilgrim Board	-	-
13	011103800100	Christian Pilgrim Board	-	-
14	011111200100	General Adminsitration Department	-	-
15	011111300100	Ekiti State Pension Commission	-	-
16	011111300200	Pension Transition Arrangement Department	-	-
17	011113200100	Inter-Governmental And Integration Affairs	-	-
18	011200100100	Ekiti State House Of Assembly	-	-
19	012300100100	Ministry Of Information And Value Orientation	-	-
20	012300300100	Broadcasting Service Of Ekiti State	-	-
21	012500600100	Office Of Establishment And Service Matters	-	-
22	012500700100	Office Of Capacity Development And Reform	-	-
23	014000100100	Ekiti State Auditor General Office	-	-
24	014000200100	Local Government Auditor General Office	-	-
25	014700100100	Ekiti State Civil Service Commission	-	-
26	014800100100	Ekiti State Independence Electoral Commission	-	-
27	016101300200	Political And Economic Affairs	-	-
28	016101700100	Cabinet And Special Services	-	-
		TOTAL ADMINISTRATION SECTOR	-	-
	020000000000	ECONOMIC SECTOR		
29	021500100100	Ministry Of Agriculture And Food Security	-	-
30	021510200100	Agricultural Development Programme	-	-
31	021510900100	Ekiti State Forestry Commission	-	-
32	021511000100	Fountain Marketing Agricultural Agency	-	-
33	021511700100	Directorate Of Farm Settlement And Peasant Farmer Devt.	-	-
34	022000100100	Ministry Of Finance	-	-
35	022000700100	Office Of The Accountant General	17,288,195,162.17	17,619,698,310.89

NOTE 38: PAYABLES BY MDAs

S/N	ADMINISTRATIVE Code	MINISTRY DEPARTMENT AND AGENCY	ACTUAL JAN. - JUNE, 2024	ACTUAL JAN. - JUNE, 2023
			₦	₦
36	022000701100	Central Internal Audit	-	-
37	022000800100	Ekiti State Board Of Internal Revenue Service	-	-
38	022000800200	Signage And Advertisement Agency	-	-
39	022200100100	Ministry Of Investment, Trade And Innovations	-	-
40	022700100100	Bureau Of Employment, Labour And Productivity	-	-
41	022700700100	Job Creation And Employment Agency	-	-
42	022800100100	Bureau Of Information, Communication And Technology (ICT)	-	-
43	023100100100	Ekiti State Electricity Board	-	-
44	023300100100	Ekiti State Mineral Resources Development Agency	-	-
45	023400100100	Ministry Of Works And Transportation	-	-
46	023400100300	Ekiti State Traffic Management Agency	-	-
47	023400100400	Ekiti State Public Works Corporation	-	-
48	023600100100	Ministry Of Arts, Culture And Tourism Development	-	-
49	023800100100	Ministry Of Budget And Economic Planning	-	-
50	023800200100	State Bureau Of Statistics	-	-
51	025000100100	Fiscal Responsibility Commission	-	-
52	025200100100	Ekiti State Water Cooperation	-	-
53	025200100200	State Rural Water Supply And Sanitation Agency	-	-
54	025300000000	Ministry Of Housing And Urban Development	-	-
55	025301000100	Ekiti State Housing Corporation	-	-
56	026000100100	Bureau Of Lands	-	-
57	026000100200	Office Of Surveyor General	-	-
58	026000100400	Urban Renewal Agency	-	-
59	026100100100	Ministry Of Infrastructure And Public Utilities	-	-
		TOTAL ECONOMIC SECTOR	17,288,195,162.17	17,619,698,310.89
	030000000000	LAW & JUSTICE SECTOR		
60	031800100100	The Judiciary		
61	031801100100	Ekiti State Judicial Service Commission		
62	032600000000	Ministry Of Justice	-	-
63	032600100100	Ekiti State Citizen's Right		
64	032600100200	Office Of Public Defender	-	-
65	032600100300	Ekiti State Law Reform Commission		
		TOTAL LAW & JUSTICE SECTOR	-	-
	040000000000	REGIONAL SECTOR		
66	045102100100	Ministry Of Regional and Special Duties	-	-
67	045102100200	Serve EKS Steering Committee		
68	045102100300	Serve EKS		
69	045102100400	Subvention To Dawn Commission		
		TOTAL REGIONAL SECTOR	-	-

NOTE 38: PAYABLES BY MDAs

S/N	ADMINISTRATIVE Code	MINISTRY DEPARTMENT AND AGENCY	ACTUAL JAN. - JUNE, 2024	ACTUAL JAN. - JUNE, 2023
			₦	₦
	050000000000	SOCIAL SECTOR		
70	051300100100	Ministry Of Youth And Sport Development	-	-
71	051305200100	Ekiti State Sport Council	-	-
72	051305300100	Ekiti State Office Of Disability	-	-
73	051400100100	Ministry Of Women Affairs, Gender Empowerment And Social Welfare	-	-
74	051700100100	Ministry Of Education, Science And Technology	-	-
75	051700100400	Ekiti State Libabry Board	-	-
76	051700100500	Education Trust Funds	-	-
77	051700100600	State Universal Basic Education Board	-	-
78	051701000100	Agency For Adult And Non Formal Education	-	-
79	051702600100	School Of Agriculture And Enterprise Agency	-	-
80	051705300100	Ekiti State Board For Technical And Vocational Education	-	-
81	051705400100	Ekiti State Scholarship Board	-	-
82	051705500100	Ekiti State Teaching Service Commission	-	-
83	052100100100	Ministry Of Health And Human Services	-	-
84	052100200100	Ekiti State Health Insurance Scheme	-	-
85	052100300100	Primary Healthcare Development	-	-
86	052110200100	Hospital Management Board	-	-
87	052110400100	Central Medical Stores (EKITI DRUGS HEALTH SUPPLIES MANAGEMENT (EKSDMA))	-	-
88	053500100100	Ministry Of Environment	-	-
89	053501600100	State Environmental Protection Agency	-	-
90	053505300100	Ekiti State Waste Management Board	-	-
91	055100100100	Ministry Of Local Government Affairs	-	-
92	055100200100	Bureau Of Chieftaincy Affairs	-	-
93	055100300100	Bureau Of Rural And Community Development	-	-
				-
		TOTAL SOCIAL SECTOR	-	-
		SUMMARY BY SECTOR		
	A	ADMINISTRATION SECTOR	-	-
	B	ECONOMIC SECTOR	17,288,195,162.17	17,619,698,310.89
	C	LAW AND JUSTICE SECTOR	-	-
	D	REGIONAL SECTOR	-	-
	E	SOCIAL SECTOR	-	-
		TOTAL (A)	17,288,195,162.17	17,619,698,310.89

NOTE 39: SHORT TERM PROVISIONS

S/N	ADMINISTRATIVE Code	MINISTRY DEPARTMENT AND AGENCY	ACTUAL JAN. - JUNE, 2024	ACTUAL JAN. - JUNE, 2023
	10000000000	Administration Sector	₦	₦
1	011100100100	Government House And Protocol	-	-
2	011100100200	Deputy Governor's Office	-	-
3	011100300100	Ekiti State Boundary Commission	-	-
4	011100400100	Ekiti State Sustainable Development Goal	-	-
5	011100500100	Ekiti State Micro Finance And Enterprise Development Agency	-	-
6	011100600100	Ekiti State Emergency Management Agency	-	-
7	011100700100	Ekiti State Bureau Of Public Procurement	-	-
8	011101000100	Office Of Transformation And Strategy	-	-
9	011102100100	Ekiti State Liaison Office Abuja	-	-
10	011102100500	Ekiti State Liaison Office Lagos	-	-
11	011103300100	Ekiti State Aid Control Agency	-	-
12	011103700100	Muslim Pilgrim Board	-	-
13	011103800100	Christian Pilgrim Board	-	-
14	011111200100	General Adminsitration Department	-	-
15	011111300100	Ekiti State Pension Commission	-	-
16	011111300200	Pension Transition Arrangement Department	-	-
17	011113200100	Inter-Governmental And Integration Affairs	-	-
18	011200100100	Ekiti State House Of Assembly	-	-
19	012300100100	Ministry Of Information And Value Orientation	-	-
20	012300300100	Broadcasting Service Of Ekiti State	-	-
21	012500600100	Office Of Establishment And Service Matters	-	-
22	012500700100	Office Of Capacity Development And Reform	-	-
23	014000100100	Ekiti State Auditor General Office	-	-
24	014000200100	Local Government Auditor General Office	-	-
25	014700100100	Ekiti State Civil Service Commission	-	-
26	014800100100	Ekiti State Independence Electoral Commission	-	-
27	016101300200	Political And Economic Affairs	-	-
28	016101700100	Cabinet And Special Services	-	-
		TOTAL ADMINISTRATION SECTOR	-	-
	020000000000	ECONOMIC SECTOR		
29	021500100100	Ministry Of Agriculture And Food Security	-	-
30	021510200100	Agricultural Development Programme	-	-
31	021510900100	Ekiti State Forestry Commission	-	-
32	021511000100	Fountain Marketing Agricultural Agency	-	-
33	021511700100	Directorate Of Farm Settlement And Peasant Farmer Devt.	-	-
34	022000100100	Ministry Of Finance	-	-
35	022000700100	Office Of The Accountant General	-	-

NOTE 39: SHORT TERM PROVISIONS

S/N	ADMINISTRATIVE Code	MINISTRY DEPARTMENT AND AGENCY	ACTUAL JAN. - JUNE, 2024	ACTUAL JAN. - JUNE, 2023
			₦	₦
36	022000701100	Central Internal Audit	-	-
37	022000800100	Ekiti State Board Of Internal Revenue Service	-	-
38	022000800200	Signage And Advertisement Agency	-	-
39	022200100100	Ministry Of Investment, Trade And Innovations	-	-
40	022700100100	Bureau Of Employment, Labour And Productivity	-	-
41	022700700100	Job Creation And Employment Agency	-	-
42	022800100100	Bureau Of Information, Communication And Technology (ICT)	-	-
43	023100100100	Ekiti State Electricity Board	-	-
44	023300100100	Ekiti State Mineral Resources Development Agency	-	-
45	023400100100	Ministry Of Works And Transportation	-	-
46	023400100300	Ekiti State Traffic Management Agency	-	-
47	023400100400	Ekiti State Public Works Corporation	-	-
48	023600100100	Ministry Of Arts, Culture And Tourism Development	-	-
49	023800100100	Ministry Of Budget And Economic Planning	-	-
50	023800200100	State Bureau Of Statistics	-	-
51	025000100100	Fiscal Responsibility Commission	-	-
52	025200100100	Ekiti State Water Corporation	-	-
53	025200100200	State Rural Water Supply And Sanitation Agency	-	-
54	025300000000	Ministry Of Housing And Urban Development	-	-
55	025301000100	Ekiti State Housing Corporation	-	-
56	026000100100	Bureau Of Lands	-	-
57	026000100200	Office Of Surveyor General	-	-
58	026000100400	Urban Renewal Agency	-	-
59	026100100100	Ministry Of Infrastructure And Public Utilities	-	-
		TOTAL ECONOMIC SECTOR	-	-
	030000000000	LAW & JUSTICE SECTOR		
60	031800100100	The Judiciary		
61	031801100100	Ekiti State Judicial Service Commission		
62	032600000000	Ministry Of Justice	-	-
63	032600100100	Ekiti State Citizen's Right		
64	032600100200	Office Of Public Defender	-	-
65	032600100300	Ekiti State Law Reform Commission		
		TOTAL LAW & JUSTICE SECTOR	-	-
	040000000000	REGIONAL SECTOR		
66	045102100100	Ministry Of Regional and Special Duties	-	-
67	045102100200	Serve EKS Steering Committee		
68	045102100300	Serve EKS		
69	045102100400	Subvention To Dawn Commission		
		TOTAL REGIONAL SECTOR	-	-

NOTE 39: SHORT TERM PROVISIONS

S/N	ADMINISTRATIVE Code	MINISTRY DEPARTMENT AND AGENCY	ACTUAL JAN. - JUNE, 2024	ACTUAL JAN. - JUNE, 2023
			₦	₦
	050000000000	SOCIAL SECTOR		
70	051300100100	Ministry Of Youth And Sport Development	-	-
71	051305200100	Ekiti State Sport Council	-	-
72	051305300100	Ekiti State Office Of Disability	-	-
73	051400100100	Ministry Of Women Affairs, Gender Empowerment And Social Welfare	-	-
74	051700100100	Ministry Of Education, Science And Technology	-	-
75	051700100400	Ekiti State Libabry Board	-	-
76	051700100500	Education Trust Funds	-	-
77	051700100600	State Universal Basic Education Board	-	-
78	051701000100	Agency For Adult And Non Formal Education	-	-
79	051702600100	School Of Agriculture And Enterprise Agency	-	-
80	051705300100	Ekiti State Board For Technical And Vocational Education	-	-
81	051705400100	Ekiti State Scholarship Board	-	-
82	051705500100	Ekiti State Teaching Service Commission	-	-
83	052100100100	Ministry Of Health And Human Services	-	-
84	052100200100	Ekiti State Health Insurance Scheme	-	-
85	052100300100	Primary Healthcare Development	-	-
86	052110200100	Hospital Management Board	-	-
87	052110400100	Central Medical Stores (EKITI DRUGS HEALTH SUPPLIES MANAGEMENT (EKSDMA))	-	-
88	053500100100	Ministry Of Environment	-	-
89	053501600100	State Environmental Protection Agency	-	-
90	053505300100	Ekiti State Waste Management Board	-	-
91	055100100100	Ministry Of Local Government Affairs	-	-
92	055100200100	Bureau Of Chieftaincy Affairs	-	-
93	055100300100	Bureau Of Rural And Community Development	-	-
			-	-
		TOTAL SOCIAL SECTOR	-	-
		SUMMARY BY SECTOR		
	A	ADMINISTRATION SECTOR	-	-
	B	ECONOMIC SECTOR	-	-
	C	LAW AND JUSTICE SECTOR	-	-
	D	REGIONAL SECTOR	-	-
	E	SOCIAL SECTOR	-	-
		TOTAL (A)	-	-

NOTE 40: CURRENT PORTION OF BORROWING

DETAILS				BALANCE AS AT JUNE, 2024	BALANCE AS AT JUNE, 2023
				₦	
DOMESTIC LOAN				3,531,754,931.65	2,538,501,998.73
FOREIGN LOAN	-	-		2,636,997,977.45	847,017,971.75
TOTAL				6,168,752,909.10	3,385,519,970.48

NOTE 41: PUBLIC FUNDS

				REF. NOTE
	DETAILS	MID-YEAR, 2024	MID-YEAR, 2023	
		₦	₦	
	TOTAL	-	-	

NOTE 42: LONG TERM PROVISIONS

S/N	ADMINISTRATIVE Code	MINISTRY DEPARTMENT AND AGENCY	ACTUAL JAN. - JUNE, 2024	ACTUAL JAN. - JUNE, 2023
	10000000000	Administration Sector	₦	₦
1	011100100100	Government House And Protocol	-	-
2	011100100200	Deputy Governor's Office	-	-
3	011100300100	Ekiti State Boundary Commission	-	-
4	011100400100	Ekiti State Sustainable Development Goal	-	-
5	011100500100	Ekiti State Micro Finance And Enterprise Development Agency	-	-
6	011100600100	Ekiti State Emergency Management Agency	-	-
7	011100700100	Ekiti State Bureau Of Public Procurement	-	-
8	011101000100	Office Of Transformation And Strategy	-	-
9	011102100100	Ekiti State Liaison Office Abuja	-	-
10	011102100500	Ekiti State Liaison Office Lagos	-	-
11	011103300100	Ekiti State Aid Control Agency	-	-
12	011103700100	Muslim Pilgrim Board	-	-
13	011103800100	Christian Pilgrim Board	-	-
14	011111200100	General Adminsitration Department	-	-
15	011111300100	Ekiti State Pension Commission	-	-
16	011111300200	Pension Transition Arrangement Department	-	-
17	011113200100	Inter-Governmental And Integration Affairs	-	-
18	011200100100	Ekiti State House Of Assembly	-	-
19	012300100100	Ministry Of Information And Value Orientation	-	-
20	012300300100	Broadcasting Service Of Ekiti State	-	-
21	012500600100	Office Of Establishment And Service Matters	-	-
22	012500700100	Office Of Capacity Development And Reform	-	-
23	014000100100	Ekiti State Auditor General Office	-	-
24	014000200100	Local Government Auditor General Office	-	-
25	014700100100	Ekiti State Civil Service Commission	-	-
26	014800100100	Ekiti State Independence Electoral Commission	-	-
27	016101300200	Political And Economic Affairs	-	-
28	016101700100	Cabinet And Special Services	-	-
		TOTAL ADMINISTRATION SECTOR	-	-
	020000000000	ECONOMIC SECTOR		
29	021500100100	Ministry Of Agriculture And Food Security	-	-
30	021510200100	Agricultural Development Programme	-	-
31	021510900100	Ekiti State Forestry Commission	-	-
32	021511000100	Fountain Marketing Agricultural Agency	-	-
33	021511700100	Directorate Of Farm Settlement And Peasant Farmer Devt.	-	-
34	022000100100	Ministry Of Finance	-	-
35	022000700100	Office Of The Accountant General	-	-

NOTE 42: LONG TERM PROVISIONS

S/N	ADMINISTRATIVE Code	MINISTRY DEPARTMENT AND AGENCY	ACTUAL JAN. - JUNE, 2024	ACTUAL JAN. - JUNE, 2023
			₦	₦
36	022000701100	Central Internal Audit	-	-
37	022000800100	Ekiti State Board Of Internal Revenue Service	-	-
38	022000800200	Signage And Advertisement Agency	-	-
39	022200100100	Ministry Of Investment, Trade And Innovations	-	-
40	022700100100	Bureau Of Employment, Labour And Productivity	-	-
41	022700700100	Job Creation And Employment Agency	-	-
42	022800100100	Bureau Of Information, Communication And Technology (ICT)	-	-
43	023100100100	Ekiti State Electricity Board	-	-
44	023300100100	Ekiti State Mineral Resources Development Agency	-	-
45	023400100100	Ministry Of Works And Transportation	-	-
46	023400100300	Ekiti State Traffic Management Agency	-	-
47	023400100400	Ekiti State Public Works Corporation	-	-
48	023600100100	Ministry Of Arts, Culture And Tourism Development	-	-
49	023800100100	Ministry Of Budget And Economic Planning	-	-
50	023800200100	State Bureau Of Statistics	-	-
51	025000100100	Fiscal Responsibility Commission	-	-
52	025200100100	Ekiti State Water Cooperation	-	-
53	025200100200	State Rural Water Supply And Sanitation Agency	-	-
54	025300000000	Ministry Of Housing And Urban Development	-	-
55	025301000100	Ekiti State Housing Corporation	-	-
56	026000100100	Bureau Of Lands	-	-
57	026000100200	Office Of Surveyor General	-	-
58	026000100400	Urban Renewal Agency	-	-
59	026100100100	Ministry Of Infrastructure And Public Utilities	-	-
		TOTAL ECONOMIC SECTOR	-	-
	030000000000	LAW & JUSTICE SECTOR		
60	031800100100	The Judiciary		
61	031801100100	Ekiti State Judicial Service Commission		
62	032600000000	Ministry Of Justice	-	-
63	032600100100	Ekiti State Citizen's Right		
64	032600100200	Office Of Public Defender	-	-
65	032600100300	Ekiti State Law Reform Commission		
		TOTAL LAW & JUSTICE SECTOR	-	-
	040000000000	REGIONAL SECTOR		
66	045102100100	Ministry Of Regional and Special Duties	-	-
67	045102100200	Serve EKS Steering Committee		
68	045102100300	Serve EKS		
69	045102100400	Subvention To Dawn Commission		
		TOTAL REGIONAL SECTOR	-	-

NOTE 42: LONG TERM PROVISIONS

S/N	ADMINISTRATIVE Code	MINISTRY DEPARTMENT AND AGENCY	ACTUAL JAN. - JUNE, 2024	ACTUAL JAN. - JUNE, 2023
			₦	₦
	050000000000	SOCIAL SECTOR		
70	051300100100	Ministry Of Youth And Sport Development	-	-
71	051305200100	Ekiti State Sport Council	-	-
72	051305300100	Ekiti State Office Of Disability	-	-
73	051400100100	Ministry Of Women Affairs, Gender Empowerment And Social Welfare	-	-
74	051700100100	Ministry Of Education, Science And Technology	-	-
75	051700100400	Ekiti State Libabry Board	-	-
76	051700100500	Education Trust Funds	-	-
77	051700100600	State Universal Basic Education Board	-	-
78	051701000100	Agency For Adult And Non Formal Education	-	-
79	051702600100	School Of Agriculture And Enterprise Agency	-	-
80	051705300100	Ekiti State Board For Technical And Vocational Education	-	-
81	051705400100	Ekiti State Scholarship Board	-	-
82	051705500100	Ekiti State Teaching Service Commission	-	-
83	052100100100	Ministry Of Health And Human Services	-	-
84	052100200100	Ekiti State Health Insurance Scheme	-	-
85	052100300100	Primary Healthcare Development	-	-
86	052110200100	Hospital Management Board	-	-
87	052110400100	Central Medical Stores (EKITI DRUGS HEALTH SUPPLIES MANAGEMENT (EKSDMA))	-	-
88	053500100100	Ministry Of Environment	-	-
89	053501600100	State Environmental Protection Agency	-	-
90	053505300100	Ekiti State Waste Management Board	-	-
91	055100100100	Ministry Of Local Government Affairs	-	-
92	055100200100	Bureau Of Chieftaincy Affairs	-	-
93	055100300100	Bureau Of Rural And Community Development	-	-
				-
		TOTAL SOCIAL SECTOR	-	-
		SUMMARY BY SECTOR		
	A	ADMINISTRATION SECTOR	-	-
	B	ECONOMIC SECTOR	-	-
	C	LAW AND JUSTICE SECTOR	-	-
	D	REGIONAL SECTOR	-	-
	E	SOCIAL SECTOR	-	-
		TOTAL (A)	-	-

NOTE 43: LONG TERM BORROWING

DETAILS	BALANCE B/F	BALANCE B/F ADJUSTED	DUE DURING THE MID-YEAR	SUB TOTAL	REPAYMENT DURING THE MID-YEAR	BALANCE C/F
	₦		₦	₦	₦	₦
DOMESTIC LOAN	93,348,607,216.28	90,957,540,916.86	2,722,353,990.97	93,679,894,907.83	(51,280,949,134.68)	42,398,945,773.15
FOREIGN LOAN	108,870,887,650.75		-	108,870,887,650.75	(2,636,997,977.45)	106,233,889,673.30
LESS: CURRENT PORTION OF BORROWING:						
DOMESTIC LOAN						(3,531,754,931.65)
FOREIGN LOAN						(2,636,997,977.45)
TOTAL						142,464,082,537.35

NOTE 44: CAPITAL GRANT

DETAILS	30/06/2024	30/06/2023
	₦	₦
BALANCE B/F		
ADDITIONS		
BALANCE C/F	-	-

NOTE 45: RESERVES

DETAILS	BALANCE B/F	ADDITONS	ADJUSTMENTS	BALANCE C/F
	₦	₦	₦	₦
REVALUATION RESERVES	235,385,856,074.56	18,159,768,417.26	-	253,545,624,491.82
RESERVES				-
TOTAL	235,385,856,074.56	18,159,768,417.26	-	253,545,624,491.82

NOTE 46: ACCUMULATED SURPLUS/(DEFICIT)

DETAILS	30/06/2024	30/06/2023
	₦	₦
BALANCE B/F	40,705,990,284.02	(6,997,356,352.97)
SURPLUS/(DEFICIT) FOR THE YEAR	94,752,769,480.38	(1,729,572,575.44)
ADJUSTMENTS DURING THE YEAR	(63,302,083,288.95)	-
BALANCE C/F	72,156,676,475.45	(8,726,928,928.41)

NOTE 47: MINORITY INTEREST

DETAILS	30/06/2024	30/06/2023
	₦	₦
BALANCE B/F		
ADDITIN DURING THE YEAR		
WITHDRAWALS DURING THE YEAR		
BALANCE C/F	-	-

NOTE 48: CHANGES IN ACCOUNTING POLICIES

There were no changes in accounting policies during the mid-year.

NOTE 49: SURPLUS ON REVALUATION OF PROPERTIES

DETAILS	PPE	INVESTMENTS	INVESTMENT PROPERTY	INTANGIBLE ASSETS	TOTAL
	₦	₦	₦	₦	₦
FAIR VALUE/MARKET VALUE	32,501,544,615.45		837,514,000.00		33,339,058,615.45
LESS: CARRYING AMOUNT (NBV)					-
REVALUATION SURPLUS(DEFICIT)	32,501,544,615.45	-	837,514,000.00	-	33,339,058,615.45

NOTE 50: RELATED PARTY TRANSACTIONS

There was no related party transaction during the mid-year.

NOTE 51: CONTINGENT LIABILITIES

This represent a liability that is likely to occur as a result of pending case before a court of competent jurisdiction of which the likelihood of judgement to be favourable is deemed low, however the occurrence of unfavourable judgement will result in a judgment debt of **N14,056,951,201.54** which are not provided for in the financial statements

NOTE 52: STATUTORY ALLOCATION (FAAC) (ACTUAL CASH RECEIVED)

NOTE	DETAILS	NOTE	₦	₦	REMARKS
1	GOVERNMENT SHARE OF FAAC (Statutory Revenue)				
	Net Share of Statutory Allocation from FAAC	1A	613,808,580.51		
	Add: Deduction at source for Loan Repayment	1B	7,817,262,641.59	8,431,071,222.10	
	Share of Statutory Allocation - Other Agencies	1C		128,134,153,961.86	
	Share of Statutory Allocation - Excess Crude Oil	1D		-	
	Total (GROSS) FAAC Allocation			136,565,225,183.96	

NOTE 53: VALUE ADDED TAX (VAT) (ACTUAL CASH RECEIVED)

2	VALUE ADDED TAX	NOTE	₦	₦	
	Share of Value Added Tax (VAT)	2	27,250,979,878.68		
				27,250,979,878.68	

NOTE 54: INTERNALLY GENERATED REVENUE (IGR) (ACTUAL CASH RECEIVED)

ECONOMIC CODE	DETAILS	ACTUAL JAN. - JUNE, 2024	MID-YEAR BUDGET 2024	VARIANCE	ACTUAL JAN. - JUNE, 2023	REF. NOTE
		₦	₦	₦	₦	
12						
1201	TAX REVENUE					1
1201	Personal Taxes:					
12010101	Pay AsYou Earn	4,424,566,735.78	5,114,362,815.98	(689,796,080.20)	7,082,371,246.54	
12010106	Development Levy	74,534,516.18	200,000,000.00	(125,465,483.82)	106,022,673.73	
12010110	Withholding Tax	826,572,475.01	805,000,000.00	21,572,475.01	354,718,058.76	
12010112	Direct Assessment	505,600,913.70	800,000,000.00	(294,399,086.30)	248,018,260.00	
12010113	Capital Gains Tax	1,367,806.27	5,000,000.00	(3,632,193.73)	858,383.77	
12010114	Tax Audit	243,369,462.89	150,000,000.00	93,369,462.89	74,601,610.98	
12020146	Pool Bettings	-	-	-	-	
12020487	Stamp Duties	28,310,847.36	75,000,000.00	(46,689,152.64)	13,090,690.90	
12020109	Other Services Taxes	1,024,727,032.69	-	1,024,727,032.69	-	
	TOTAL TAX REVENUE	7,129,049,789.88	7,149,362,815.98	(20,313,026.10)	7,879,680,924.68	
	NOTE 55					
	SUPPL.. NOTE 1		-	-		
1202	Non Tax Revenue		-	-		1
120201	Licenses General	163,527,768.75	271,892,924.81	(108,365,156.06)	180,297,938.22	
120204	Fees - General	6,779,962,238.52	2,274,218,434.22	4,505,743,804.31	5,725,134,397.18	
120205	Fines - General	553,744,412.48	629,939,291.95	(76,194,879.47)	856,189,532.06	
120206	Sales - General	106,968,119.97	225,726,862.82	(118,758,742.85)	589,270,273.64	
120207	Earnings - General	2,040,399,206.21	649,498,499.66	1,390,900,706.56	231,837,611.96	
120208	Rent On Government Build	30,000.00	3,255,121.87	(3,225,121.87)	-	
120209	Rent On Lands & Other General	31,504,597.20	54,307,075.19	(22,802,477.99)	31,935,537.16	
120211	Investment Income	-	7,512,000.00	(7,512,000.00)	-	
120212	Interest Earned	-	-	-	-	
	TOTAL NON-TAX REVENUE	9,676,136,343.13	4,116,350,210.50	5,559,786,132.63	7,614,665,290.22	
	TOTAL	16,805,186,133.01	11,265,713,026.48	5,539,473,106.53	15,494,346,214.90	

NOTE 56: INVESTMENT INCOME (ACTUAL CASH RECEIVED)

S/N	ADMINISTRATIVE Code	MINISTRY DEPARTMENT AND AGENCY	ACTUAL JAN. - JUNE, 2024	MID-YEAR BUDGET 2024	VARIANCE	ACTUAL JAN. - JUNE, 2023
	10000000000	Administration Sector	₦	₦	₦	₦
1	011100100100	Government House And Protocol	-	-	-	-
2	011100100200	Deputy Governor's Office	-	-	-	-
3	011100300100	Ekiti State Boundary Commission	-	-	-	-
4	011100400100	Ekiti State Sustainable Development Goal	-	-	-	-
5	011100500100	Ekiti State Micro Finance And Enterprise Development Agency	-	-	-	-
6	011100600100	Ekiti State Emergency Management Agency	-	-	-	-
7	011100700100	Ekiti State Bureau Of Public Procurement	-	-	-	-
8	011101000100	Office Of Transformation And Strategy	-	-	-	-
9	011102100100	Ekiti State Liaison Office Abuja	-	-	-	-
10	011102100500	Ekiti State Liaison Office Lagos	-	-	-	-
11	011103300100	Ekiti State Aid Control Agency	-	-	-	-
12	011103700100	Muslim Pilgrim Board	-	-	-	-
13	011103800100	Christian Pilgrim Board	-	-	-	-
14	011111200100	General Adminsitration Department	-	-	-	-
15	011111300100	Ekiti State Pension Commission	-	-	-	-
16	011111300200	Pension Transition Arrangement Department	-	-	-	-
17	011113200100	Inter-Governmental And Integration Affairs	-	-	-	-
18	011200100100	Ekiti State House Of Assembly	-	-	-	-
19	012300100100	Ministry Of Information And Value Orientation	-	-	-	-
20	012300300100	Broadcasting Service Of Ekiti State	-	-	-	-
21	012500600100	Office Of Establishment And Service Matters	-	-	-	-
22	012500700100	Office Of Capacity Development And Reform	-	-	-	-
23	014000100100	Ekiti State Auditor General Office	-	-	-	-
24	014000200100	Local Government Auditor General Office	-	-	-	-
25	014700100100	Ekiti State Civil Service Commission	-	-	-	-
26	014800100100	Ekiti State Independence Electoral Commission	-	-	-	-
27	016101300200	Political And Economic Affairs	-	-	-	-
28	016101700100	Cabinet And Special Services	-	-	-	-
		TOTAL ADMINISTRATION SECTOR	-	-	-	-
	02000000000	ECONOMIC SECTOR				
29	021500100100	Ministry Of Agriculture And Food Security	-	-	-	-
30	021510200100	Agricultural Development Programme	-	-	-	-
31	021510900100	Ekiti State Forestry Commission	-	-	-	-
32	021511000100	Fountain Marketing Agricultural Agency	-	-	-	-
33	021511700100	Directorate Of Farm Settlement And Peasant Farmer Devt.	-	-	-	-
34	022000100100	Ministry Of Finance	-	-	-	-
35	022000700100	Office Of The Accountant General	-	-	-	-

NOTE 56: INVESTMENT INCOME (ACTUAL CASH RECEIVED)

S/N	ADMINISTRATIVE Code	MINISTRY DEPARTMENT AND AGENCY	ACTUAL JAN. - JUNE, 2024	MID-YEAR BUDGET 2024	VARIANCE	ACTUAL JAN. - JUNE, 2023
			₦	₦	₦	₦
36	022000701100	Central Internal Audit	-	-	-	-
37	022000800100	Ekiti State Board Of Internal Revenue Service	-	-	-	-
38	022000800200	Signage And Advertisement Agency	-	-	-	-
39	022200100100	Ministry Of Investment, Trade And Innovations	-	-	-	-
40	022700100100	Bureau Of Employment, Labour And Productivity	-	-	-	-
41	022700700100	Job Creation And Employment Agency	-	-	-	-
42	022800100100	Bureau Of Information, Communication And Technology (ICT)	-	-	-	-
43	023100100100	Ekiti State Electricity Board	-	-	-	-
44	023300100100	Ekiti State Mineral Resources Development Agency	-	-	-	-
45	023400100100	Ministry Of Works And Transportation	-	-	-	-
46	023400100300	Ekiti State Traffic Management Agency	-	-	-	-
47	023400100400	Ekiti State Public Works Corporation	-	-	-	-
48	023600100100	Ministry Of Arts, Culture And Tourism Development	-	-	-	-
49	023800100100	Ministry Of Budget And Economic Planning	-	-	-	-
50	023800200100	State Bureau Of Statistics	-	-	-	-
51	025000100100	Fiscal Responsibility Commission	-	-	-	-
52	025200100100	Ekiti State Water Corporation	-	-	-	-
53	025200100200	State Rural Water Supply And Sanitation Agency	-	-	-	-
54	025300000000	Ministry Of Housing And Urban Development	-	-	-	-
55	025301000100	Ekiti State Housing Corporation	-	-	-	-
56	026000100100	Bureau Of Lands	-	-	-	-
57	026000100200	Office Of Surveyor General	-	-	-	-
58	026000100400	Urban Renewal Agency	-	-	-	-
59	026100100100	Ministry Of Infrastructure And Public Utilities	-	-	-	-
		TOTAL ECONOMIC SECTOR	-	-	-	-
					-	
	030000000000	LAW & JUSTICE SECTOR			-	
60	031800100100	The Judiciary		-	-	
61	031801100100	Ekiti State Judicial Service Commission		-	-	
62	032600000000	Ministry Of Justice	-	-	-	-
63	032600100100	Ekiti State Citizen's Right		-	-	
64	032600100200	Office Of Public Defender	-	-	-	-
65	032600100300	Ekiti State Law Reform Commission		-	-	
		TOTAL LAW & JUSTICE SECTOR	-	-	-	-
					-	
	040000000000	REGIONAL SECTOR			-	
66	045102100100	Ministry Of Regional and Special Duties	-	-	-	-
67	045102100200	Serve EKS Steering Committee		-	-	
68	045102100300	Serve EKS		-	-	
69	045102100400	Subvention To Dawn Commission		-	-	
		TOTAL REGIONAL SECTOR	-	-	-	-

NOTE 56: INVESTMENT INCOME (ACTUAL CASH RECEIVED)

S/N	ADMINISTRATIVE Code	MINISTRY DEPARTMENT AND AGENCY	ACTUAL JAN. - JUNE, 2024	MID-YEAR BUDGET 2024	VARIANCE	ACTUAL JAN. - JUNE, 2023
			₦	₦	₦	₦
				-	-	
	050000000000	SOCIAL SECTOR		-	-	
70	051300100100	Ministry Of Youth And Sport Development	-	-	-	-
71	051305200100	Ekiti State Sport Council	-	-	-	-
72	051305300100	Ekiti State Office Of Disability	-	-	-	-
73	051400100100	Ministry Of Women Affairs, Gender Empowerment And Social Welfare	-	-	-	-
74	051700100100	Ministry Of Education, Science And Technology	-	-	-	-
75	051700100400	Ekiti State Libabry Board	-	-	-	-
76	051700100500	Education Trust Funds	-	-	-	-
77	051700100600	State Universal Basic Education Board	-	-	-	-
78	051701000100	Agency For Adult And Non Formal Education	-	-	-	-
79	051702600100	School Of Agriculture And Enterprise Agency	-	-	-	-
80	051705300100	Ekiti State Board For Technical And Vocational Education	-	-	-	-
81	051705400100	Ekiti State Scholarship Board	-	-	-	-
82	051705500100	Ekiti State Teaching Service Commission	-	-	-	-
83	052100100100	Ministry Of Health And Human Services	-	-	-	-
84	052100200100	Ekiti State Health Insurance Scheme	-	-	-	-
85	052100300100	Primary Healthcare Development	-	-	-	-
86	052110200100	Hospital Management Board	-	-	-	-
87	052110400100	Central Medical Stores (EKITI DRUGS HEALTH SUPPLIES MANAGEMENT	-	-	-	-
88	053500100100	Ministry Of Environment	-	-	-	-
89	053501600100	State Environmental Protection Agency	-	-	-	-
90	053505300100	Ekiti State Waste Management Board	-	-	-	-
91	055100100100	Ministry Of Local Government Affairs	-	-	-	-
92	055100200100	Bureau Of Chieftaincy Affairs	-	-	-	-
93	055100300100	Bureau Of Rural And Community Development	-	-	-	-
						-
		TOTAL SOCIAL SECTOR	-	-	-	-
					-	
		SUMMARY BY SECTOR			-	
	A	ADMINISTRATION SECTOR	-	-	-	-
	B	ECONOMIC SECTOR	-	-	-	-
	C	LAW AND JUSTICE SECTOR	-	-	-	-
	D	REGIONAL SECTOR	-	-	-	-
	E	SOCIAL SECTOR	-	-	-	-
		TOTAL (A)	-	-	-	-

NOTE 57: INTEREST INCOME (ACTUAL CASH RECEIVED)

S/N	ADMINISTRATIVE Code	MINISTRY DEPARTMENT AND AGENCY	ACTUAL JAN. - JUNE, 2024	MID-YEAR BUDGET 2024	VARIANCE	ACTUAL JAN. - JUNE, 2023
	10000000000	Administration Sector	₦	₦	₦	₦
1	011100100100	Government House And Protocol	-	-	-	-
2	011100100200	Deputy Governor's Office	-	-	-	-
3	011100300100	Ekiti State Boundary Commission	-	-	-	-
4	011100400100	Ekiti State Sustainable Development Goal	-	-	-	-
5	011100500100	Ekiti State Micro Finance And Enterprise Development Agency	-	-	-	-
6	011100600100	Ekiti State Emergency Management Agency	-	-	-	-
7	011100700100	Ekiti State Bureau Of Public Procurement	-	-	-	-
8	011101000100	Office Of Transformation And Strategy	-	-	-	-
9	011102100100	Ekiti State Liaison Office Abuja	-	-	-	-
10	011102100500	Ekiti State Liaison Office Lagos	-	-	-	-
11	011103300100	Ekiti State Aid Control Agency	-	-	-	-
12	011103700100	Muslim Pilgrim Board	-	-	-	-
13	011103800100	Christian Pilgrim Board	-	-	-	-
14	011111200100	General Adminsitration Department	-	-	-	-
15	011111300100	Ekiti State Pension Commission	-	-	-	-
16	011111300200	Pension Transition Arrangement Department	-	-	-	-
17	011113200100	Inter-Governmental And Integration Affairs	-	-	-	-
18	011200100100	Ekiti State House Of Assembly	-	-	-	-
19	012300100100	Ministry Of Information And Value Orientation	-	-	-	-
20	012300300100	Broadcasting Service Of Ekiti State	-	-	-	-
21	012500600100	Office Of Establishment And Service Matters	-	-	-	-
22	012500700100	Office Of Capacity Development And Reform	-	-	-	-
23	014000100100	Ekiti State Auditor General Office	-	-	-	-
24	014000200100	Local Government Auditor General Office	-	-	-	-
25	014700100100	Ekiti State Civil Service Commission	-	-	-	-
26	014800100100	Ekiti State Independence Electoral Commission	-	-	-	-
27	016101300200	Political And Economic Affairs	-	-	-	-
28	016101700100	Cabinet And Special Services	-	-	-	-
		TOTAL ADMINISTRATION SECTOR	-	-	-	-
	020000000000	ECONOMIC SECTOR				
29	021500100100	Ministry Of Agriculture And Food Security	-	-	-	-
30	021510200100	Agricultural Development Programme	-	-	-	-
31	021510900100	Ekiti State Forestry Commission	-	-	-	-
32	021511000100	Fountain Marketing Agricultural Agency	-	-	-	-
33	021511700100	Directorate Of Farm Settlement And Peasant Farmer Devt.	-	-	-	-
34	022000100100	Ministry Of Finance	-	-	-	-
35	022000700100	Office Of The Accountant General	-	-	-	-

NOTE 57: INTEREST INCOME (ACTUAL CASH RECEIVED)

S/N	ADMINISTRATIVE Code	MINISTRY DEPARTMENT AND AGENCY	ACTUAL JAN. - JUNE, 2024	MID-YEAR BUDGET 2024	VARIANCE	ACTUAL JAN. - JUNE, 2023
			₦	₦	₦	₦
36	022000701100	Central Internal Audit	-	-	-	-
37	022000800100	Ekiti State Board Of Internal Revenue Service	-	-	-	-
38	022000800200	Signage And Advertisement Agency	-	-	-	-
39	022200100100	Ministry Of Investment, Trade And Innovations	-	-	-	-
40	022700100100	Bureau Of Employment, Labour And Productivity	-	-	-	-
41	022700700100	Job Creation And Employment Agency	-	-	-	-
42	022800100100	Bureau Of Information, Communication And Technology (ICT)	-	-	-	-
43	023100100100	Ekiti State Electricity Board	-	-	-	-
44	023300100100	Ekiti State Mineral Resources Development Agency	-	-	-	-
45	023400100100	Ministry Of Works And Transportation	-	-	-	-
46	023400100300	Ekiti State Traffic Management Agency	-	-	-	-
47	023400100400	Ekiti State Public Works Corporation	-	-	-	-
48	023600100100	Ministry Of Arts, Culture And Tourism Development	-	-	-	-
49	023800100100	Ministry Of Budget And Economic Planning	-	-	-	-
50	023800200100	State Bureau Of Statistics	-	-	-	-
51	025000100100	Fiscal Responsibility Commission	-	-	-	-
52	025200100100	Ekiti State Water Cooperation	-	-	-	-
53	025200100200	State Rural Water Supply And Sanitation Agency	-	-	-	-
54	025300000000	Ministry Of Housing And Urban Development	-	-	-	-
55	025301000100	Ekiti State Housing Corporation	-	-	-	-
56	026000100100	Bureau Of Lands	-	-	-	-
57	026000100200	Office Of Surveyor General	-	-	-	-
58	026000100400	Urban Renewal Agency	-	-	-	-
59	026100100100	Ministry Of Infrastructure And Public Utilities	-	-	-	-
		TOTAL ECONOMIC SECTOR	-	-	-	-
					-	
	030000000000	LAW & JUSTICE SECTOR			-	
60	031800100100	The Judiciary		-	-	
61	031801100100	Ekiti State Judicial Service Commission		-	-	
62	032600000000	Ministry Of Justice	-	-	-	-
63	032600100100	Ekiti State Citizen's Right		-	-	
64	032600100200	Office Of Public Defender	-	-	-	-
65	032600100300	Ekiti State Law Reform Commission		-	-	
		TOTAL LAW & JUSTICE SECTOR	-	-	-	-
					-	
	040000000000	REGIONAL SECTOR			-	
66	045102100100	Ministry Of Regional and Special Duties	-	-	-	-
67	045102100200	Serve EKS Steering Committee		-	-	
68	045102100300	Serve EKS		-	-	
69	045102100400	Subvention To Dawn Commission		-	-	
		TOTAL REGIONAL SECTOR	-	-	-	-

NOTE 57: INTEREST INCOME (ACTUAL CASH RECEIVED)

S/N	ADMINISTRATIVE Code	MINISTRY DEPARTMENT AND AGENCY	ACTUAL JAN. - JUNE, 2024	MID-YEAR BUDGET 2024	VARIANCE	ACTUAL JAN. - JUNE, 2023
			₦	₦	₦	₦
				-	-	
	050000000000	SOCIAL SECTOR		-	-	
70	051300100100	Ministry Of Youth And Sport Development	-	-	-	-
71	051305200100	Ekiti State Sport Council	-	-	-	-
72	051305300100	Ekiti State Office Of Disability	-	-	-	-
73	051400100100	Ministry Of Women Affairs, Gender Empowerment And Social Welfare	-	-	-	-
74	051700100100	Ministry Of Education, Science And Technology	-	-	-	-
75	051700100400	Ekiti State Libabry Board	-	-	-	-
76	051700100500	Education Trust Funds	-	-	-	-
77	051700100600	State Universal Basic Education Board	-	-	-	-
78	051701000100	Agency For Adult And Non Formal Education	-	-	-	-
79	051702600100	School Of Agriculture And Enterprise Agency	-	-	-	-
80	051705300100	Ekiti State Board For Technical And Vocational Education	-	-	-	-
81	051705400100	Ekiti State Scholarship Board	-	-	-	-
82	051705500100	Ekiti State Teaching Service Commission	-	-	-	-
83	052100100100	Ministry Of Health And Human Services	-	-	-	-
84	052100200100	Ekiti State Health Insurance Scheme	-	-	-	-
85	052100300100	Primary Healthcare Development	-	-	-	-
86	052110200100	Hospital Management Board	-	-	-	-
87	052110400100	Central Medical Stores (EKITI DRUGS HEALTH SUPPLIES MANAGEMENT	-	-	-	-
88	053500100100	Ministry Of Environment	-	-	-	-
89	053501600100	State Environmental Protection Agency	-	-	-	-
90	053505300100	Ekiti State Waste Management Board	-	-	-	-
91	055100100100	Ministry Of Local Government Affairs	-	-	-	-
92	055100200100	Bureau Of Chieftaincy Affairs	-	-	-	-
93	055100300100	Bureau Of Rural And Community Development	-	-	-	-
						-
		TOTAL SOCIAL SECTOR	-	-	-	-
					-	
		SUMMARY BY SECTOR			-	
	A	ADMINISTRATION SECTOR	-	-	-	-
	B	ECONOMIC SECTOR	-	-	-	-
	C	LAW AND JUSTICE SECTOR	-	-	-	-
	D	REGIONAL SECTOR	-	-	-	-
	E	SOCIAL SECTOR	-	-	-	-
		TOTAL (A)	-	-	-	-

NOTE 58: AIDS AND GRANTS (ACTUAL CASH RECEIVED)

S/NO	MDAs/DONORS	ACTUAL JAN. - JUNE, 2024	MID-YEAR BUDGET 2024	VARIANCE	ACTUAL JAN. - JUNE, 2023	REF. NOTE
		₦	₦	₦	₦	
1	MINISTRY OF HEALTH	-	-		166,000.00	
2	MINISTRY OF HEALTH (RSS FOR HEALTH)				9,087,500.00	
3	PRIMARY HEALTH CARE DEVELOPMENT AGENCY	273,268,811.05	12,647,931,657.97		34,928,010.00	
4	SFTAS				3,305,635,221.00	
5	PFMU (OTHER INCOME & GCC)	21,755,031,819.57			6,623,479,450.48	
6	UBEC/SUBEB	1,398,044,999.14			-	
7	FEDERAL EARNED RE-IMBURSEMENT				1,997,117,548.99	
	TOTAL	23,426,345,629.76	12,647,931,657.97	10,778,413,971.79	11,970,413,730.47	

NOTE 59: OTHER REVENUE (ACTUAL CASH RECEIVED)

S/NO	DETAILS	ACTUAL JAN. - JUNE, 2024	MID-YEAR BUDGET 2024	VARIANCE	ACTUAL JAN. - JUNE, 2023	REF. NOTE
		₦	₦	₦	₦	
	OTHER REVENUE:					
1	LAPTOP REPAYMENT	1,807,330.87			385,732.32	5
2	OJA-OBA PROCEEDS	637,000.00			675,000.00	5
3	RECEIPT FROM JAAC	-			-	5
4	WEMA SHARE REFUND	96,860.48			63,455.03	5
5	EKSG SALARY REFUND	30,168,329.40	-		16,636,623.15	5
6	BAIL OUT REFUND BY JACC	47,184,729.72			39,320,608.10	
7	TSA SWEEPING	537,543,403.46			-	
8	NIBSS/UPPERLINK REFUND	-			266,421,354.94	
9	UBEC	-			2,413,904,707.52	
	TOTAL	617,437,653.93	-	617,437,653.93	2,737,407,481.06	

NOTE 60: TRANSFER FROM OTHER GOVERNMENT ENTITIES (ACTUAL CASH RECEIVED)

S/N	ADMINISTRATIVE Code	MINISTRY DEPARTMENT AND AGENCY	ACTUAL JAN. - JUNE, 2024	MID-YEAR BUDGET 2024	VARIANCE	ACTUAL JAN. - JUNE, 2023
	10000000000	Administration Sector	₦	₦	₦	₦
1	011100100100	Government House And Protocol	-	-	-	-
2	011100100200	Deputy Governor's Office	-	-	-	-
3	011100300100	Ekiti State Boundary Commission	-	-	-	-
4	011100400100	Ekiti State Sustainable Development Goal	-	-	-	-
5	011100500100	Ekiti State Micro Finance And Enterprise Development Agency	-	-	-	-
6	011100600100	Ekiti State Emergency Management Agency	-	-	-	-
7	011100700100	Ekiti State Bureau Of Public Procurement	-	-	-	-
8	011101000100	Office Of Transformation And Strategy	-	-	-	-
9	011102100100	Ekiti State Liaison Office Abuja	-	-	-	-
10	011102100500	Ekiti State Liaison Office Lagos	-	-	-	-
11	011103300100	Ekiti State Aid Control Agency	-	-	-	-
12	011103700100	Muslim Pilgrim Board	-	-	-	-
13	011103800100	Christian Pilgrim Board	-	-	-	-
14	011111200100	General Adminsitration Department	-	-	-	-
15	011111300100	Ekiti State Pension Commission	-	-	-	-
16	011111300200	Pension Transition Arrangement Department	-	-	-	-
17	011113200100	Inter-Governmental And Integration Affairs	-	-	-	-
18	011200100100	Ekiti State House Of Assembly	-	-	-	-
19	012300100100	Ministry Of Information And Value Orientation	-	-	-	-
20	012300300100	Broadcasting Service Of Ekiti State	-	-	-	-
21	012500600100	Office Of Establishment And Service Matters	-	-	-	-
22	012500700100	Office Of Capacity Development And Reform	-	-	-	-
23	014000100100	Ekiti State Auditor General Office	-	-	-	-
24	014000200100	Local Government Auditor General Office	-	-	-	-
25	014700100100	Ekiti State Civil Service Commission	-	-	-	-
26	014800100100	Ekiti State Independence Electoral Commission	-	-	-	-
27	016101300200	Political And Economic Affairs	-	-	-	-
28	016101700100	Cabinet And Special Services	-	-	-	-
		TOTAL ADMINISTRATION SECTOR	-	-	-	-
	02000000000	ECONOMIC SECTOR				
29	021500100100	Ministry Of Agriculture And Food Security	-	-	-	-
30	021510200100	Agricultural Development Programme	-	-	-	-
31	021510900100	Ekiti State Forestry Commission	-	-	-	-
32	021511000100	Fountain Marketing Agricultural Agency	-	-	-	-
33	021511700100	Directorate Of Farm Settlement And Peasant Farmer Devt.	-	-	-	-
34	022000100100	Ministry Of Finance	-	-	-	-
35	022000700100	Office Of The Accountant General	-	-	-	-

NOTE 60: TRANSFER FROM OTHER GOVERNMENT ENTITIES (ACTUAL CASH RECEIVED)

S/N	ADMINISTRATIVE Code	MINISTRY DEPARTMENT AND AGENCY	ACTUAL JAN. - JUNE, 2024	MID-YEAR BUDGET 2024	VARIANCE	ACTUAL JAN. - JUNE, 2023
			₦	₦	₦	₦
36	022000701100	Central Internal Audit	-	-	-	-
37	022000800100	Ekiti State Board Of Internal Revenue Service	-	-	-	-
38	022000800200	Signage And Advertisement Agency	-	-	-	-
39	022200100100	Ministry Of Investment, Trade And Innovations	-	-	-	-
40	022700100100	Bureau Of Employment, Labour And Productivity	-	-	-	-
41	022700700100	Job Creation And Employment Agency	-	-	-	-
42	022800100100	Bureau Of Information, Communication And Technology (ICT)	-	-	-	-
43	023100100100	Ekiti State Electricity Board	-	-	-	-
44	023300100100	Ekiti State Mineral Resources Development Agency	-	-	-	-
45	023400100100	Ministry Of Works And Transportation	-	-	-	-
46	023400100300	Ekiti State Traffic Management Agency	-	-	-	-
47	023400100400	Ekiti State Public Works Corporation	-	-	-	-
48	023600100100	Ministry Of Arts, Culture And Tourism Development	-	-	-	-
49	023800100100	Ministry Of Budget And Economic Planning	-	-	-	-
50	023800200100	State Bureau Of Statistics	-	-	-	-
51	025000100100	Fiscal Responsibility Commission	-	-	-	-
52	025200100100	Ekiti State Water Cooperation	-	-	-	-
53	025200100200	State Rural Water Supply And Sanitation Agency	-	-	-	-
54	025300000000	Ministry Of Housing And Urban Development	-	-	-	-
55	025301000100	Ekiti State Housing Corporation	-	-	-	-
56	026000100100	Bureau Of Lands	-	-	-	-
57	026000100200	Office Of Surveyor General	-	-	-	-
58	026000100400	Urban Renewal Agency	-	-	-	-
59	026100100100	Ministry Of Infrastructure And Public Utilities	-	-	-	-
		TOTAL ECONOMIC SECTOR	-	-	-	-
					-	
	030000000000	LAW & JUSTICE SECTOR			-	
60	031800100100	The Judiciary		-	-	
61	031801100100	Ekiti State Judicial Service Commission		-	-	
62	032600000000	Ministry Of Justice	-	-	-	-
63	032600100100	Ekiti State Citizen's Right		-	-	
64	032600100200	Office Of Public Defender	-	-	-	-
65	032600100300	Ekiti State Law Reform Commission		-	-	
		TOTAL LAW & JUSTICE SECTOR	-	-	-	-
					-	
	040000000000	REGIONAL SECTOR			-	
66	045102100100	Ministry Of Regional and Special Duties	-	-	-	-
67	045102100200	Serve EKS Steering Committee		-	-	
68	045102100300	Serve EKS		-	-	
69	045102100400	Subvention To Dawn Commission		-	-	
		TOTAL REGIONAL SECTOR	-	-	-	-

NOTE 60: TRANSFER FROM OTHER GOVERNMENT ENTITIES (ACTUAL CASH RECEIVED)

S/N	ADMINISTRATIVE Code	MINISTRY DEPARTMENT AND AGENCY	ACTUAL JAN. - JUNE, 2024	MID-YEAR BUDGET 2024	VARIANCE	ACTUAL JAN. - JUNE, 2023
			₦	₦	₦	₦
				-	-	
	050000000000	SOCIAL SECTOR		-	-	
70	051300100100	Ministry Of Youth And Sport Development	-	-	-	-
71	051305200100	Ekiti State Sport Council	-	-	-	-
72	051305300100	Ekiti State Office Of Disability	-	-	-	-
73	051400100100	Ministry Of Women Affairs, Gender Empowerment And Social Welfare	-	-	-	-
74	051700100100	Ministry Of Education, Science And Technology	-	-	-	-
75	051700100400	Ekiti State Libabry Board	-	-	-	-
76	051700100500	Education Trust Funds	-	-	-	-
77	051700100600	State Universal Basic Education Board	-	-	-	-
78	051701000100	Agency For Adult And Non Formal Education	-	-	-	-
79	051702600100	School Of Agriculture And Enterprise Agency	-	-	-	-
80	051705300100	Ekiti State Board For Technical And Vocational Education	-	-	-	-
81	051705400100	Ekiti State Scholarship Board	-	-	-	-
82	051705500100	Ekiti State Teaching Service Commission	-	-	-	-
83	052100100100	Ministry Of Health And Human Services	-	-	-	-
84	052100200100	Ekiti State Health Insurance Scheme	-	-	-	-
85	052100300100	Primary Healthcare Development	-	-	-	-
86	052110200100	Hospital Management Board	-	-	-	-
87	052110400100	Central Medical Stores (EKITI DRUGS HEALTH SUPPLIES MANAGEMENT	-	-	-	-
88	053500100100	Ministry Of Environment	-	-	-	-
89	053501600100	State Environmental Protection Agency	-	-	-	-
90	053505300100	Ekiti State Waste Management Board	-	-	-	-
91	055100100100	Ministry Of Local Government Affairs	-	-	-	-
92	055100200100	Bureau Of Chieftaincy Affairs	-	-	-	-
93	055100300100	Bureau Of Rural And Community Development	-	-	-	-
						-
		TOTAL SOCIAL SECTOR	-	-	-	-
					-	
		SUMMARY BY SECTOR			-	
	A	ADMINISTRATION SECTOR	-	-	-	-
	B	ECONOMIC SECTOR	-	-	-	-
	C	LAW AND JUSTICE SECTOR	-	-	-	-
	D	REGIONAL SECTOR	-	-	-	-
	E	SOCIAL SECTOR	-	-	-	-
		TOTAL (A)	-	-	-	-

NOTE 61: SALARIES & WAGES (EMPLOYEES BENEFITS (ACTUAL CASH PAYMENT)

S/N	ADMINISTRATIVE Code	MINISTRY DEPARTMENT AND AGENCY	ACTUAL JAN. - JUNE. 2024	MID-YEAR BUDGET, 2024	VARIANCE	ACTUAL JAN. - JUNE. 2023
			N	N	N	N
	010000000000	Administration Sector				
1	011100100100	Government House And Protocol	83,814,073.06	94,149,209.04	10,335,135.98	78,248,041.86
2	011100100200	Deputy Governor's Office	27,024,240.53	24,229,411.14	(2,794,829.39)	25,531,953.86
3	011100300100	Ekiti State Boundary Commission	9,202,508.48	6,525,211.24	(2,677,297.24)	6,639,171.62
4	011100400100	Ekiti State Sustainable Development Goal	11,195,642.06	9,253,806.85	(1,941,835.21)	9,291,631.66
5	011100500100	Ekiti State Micro Finance And Enterprise Development Agency	14,844,254.21	14,141,902.16	(702,352.05)	14,902,153.25
6	011100600100	Ekiti State Emergency Management Agency	10,049,885.99	8,936,637.96	(1,113,248.03)	9,377,322.96
7	011100700100	Ekiti State Bureau Of Public Procurement	32,279,024.00	22,212,690.25	(10,066,333.76)	21,665,342.21
8	011101000100	Office Of Transformation And Strategy	13,327,228.02	10,596,464.14	(2,730,763.88)	10,534,078.51
9	011102100100	Ekiti State Liaison Office Abuja	8,561,806.14	7,435,136.86	(1,126,669.29)	7,816,511.33
10	011102100500	Ekiti State Liaison Office Lagos	10,119,922.44	8,466,769.43	(1,653,153.02)	8,534,353.37
11	011103300100	Ekiti State Aid Control Agency	7,284,140.94	6,340,052.88	(944,088.06)	6,341,539.29
12	011103700100	Muslim Pilgrim Board	5,139,056.24	4,865,873.50	(273,182.75)	4,934,939.86
13	011103800100	Christian Pilgrim Board	6,137,025.12	7,313,556.06	1,176,530.94	7,718,546.61
14	011111200100	General Adminsitration Department	135,849,295.85	61,394,232.59	(74,455,063.26)	60,734,236.15
15	011111300100	Ekiti State Pension Commission	17,404,019.95	12,346,504.54	(5,057,515.41)	10,312,280.26
16	011111300200	Pension Transition Arrangement Department	19,785,227.70	17,031,028.47	(2,754,199.23)	14,198,933.77
17	011113200100	Inter-Governmental And Integration Affairs	-	-	-	276,284.04
18	011200100100	Ekiti State House Of Assembly	307,194,947.48	312,426,695.34	5,231,747.86	268,775,558.82
19	012300100100	Ministry Of Information And Value Orientation	57,167,980.78	53,152,722.96	(4,015,257.83)	55,414,784.89
20	012300300100	Broadcasting Service Of Ekiti State	125,015,330.96	109,590,062.84	(15,425,268.12)	113,204,306.32

NOTE 61: SALARIES & WAGES (EMPLOYEES BENEFITS (ACTUAL CASH PAYMENT)

S/N	ADMINISTRATIVE Code	MINISTRY DEPARTMENT AND AGENCY	ACTUAL JAN. - JUNE. 2024	MID-YEAR BUDGET, 2024	VARIANCE	ACTUAL JAN. - JUNE. 2023
			N	N	N	N
21	012500600100	Office Of Establishment And Service Matters	47,449,172.86	38,740,304.87	(8,708,867.99)	40,367,609.22
22	012500700100	Office Of Capacity Development And Reform	15,828,349.99	9,550,837.44	(6,277,512.55)	9,562,074.97
23	014000100100	Ekiti State Auditor General Office	52,983,481.77	47,378,498.94	(5,604,982.83)	48,996,339.09
24	014000200100	Local Government Auditor General Office	20,601,289.31	20,320,275.13	(281,014.18)	21,179,261.34
25	014700100100	Ekiti State Civil Service Commission	24,558,416.33	20,665,399.65	(3,893,016.69)	21,818,929.23
26	014800100100	Ekiti State Independence Electoral Commission	50,440,482.41	44,499,705.50	(5,940,776.91)	45,847,764.61
27	016101300200	Political And Economic Affairs	980,633,086.76	798,247,455.65	(182,385,631.11)	438,533,815.84
28	016101700100	Cabinet And Special Services	19,672,834.10	18,363,761.86	(1,309,072.25)	19,216,446.21
		TOTAL ADMINISTRATION SECTOR	2,113,562,723.48	1,788,174,207.24	(325,388,516.24)	1,379,974,211.15
	020000000000	ECONOMIC SECTOR				
29	021500100100	Ministry Of Agriculture And Food Security	289,657,182.71	226,186,253.72	(63,470,929.00)	236,717,631.54
30	021510200100	Agricultural Development Programme	98,485,480.74	81,711,709.77	(16,773,770.97)	95,291,285.02
31	021510900100	Ekiti State Forestry Commission	80,120,239.66	46,774,701.00	(33,345,538.67)	46,611,391.30
32	021511000100	Fountain Marketing Agricultural Agency	18,038,580.38	21,521,797.80	3,483,217.42	16,503,205.43
33	021511700100	Directorate Of Farm Settlement And Peasant Farmer Devt.	12,452,348.55	9,798,684.80	(2,653,663.76)	9,786,028.29
34	022000100100	Ministry Of Finance	40,579,302.25	40,638,772.98	59,470.73	45,515,183.39
35	022000700100	Office Of The Accountant General	91,710,989.15	560,645,703.43	468,934,714.28	76,455,330.88
36	022000701100	Central Internal Audit	12,793,868.36	8,336,383.96	(4,457,484.40)	8,148,602.01
37	022000800100	Ekiti State Board Of Internal Revenue Service	38,124,010.72	-	(38,124,010.72)	50,624,564.22
38	022000800200	Signage And Advertisement Agency	7,110,753.14	8,647,784.65	1,537,031.51	5,282,676.69
39	022200100100	Ministry Of Trade, Industry, Investment And Cooperatives	118,500,672.19	97,392,306.06	(21,108,366.14)	100,808,650.74

NOTE 61: SALARIES & WAGES (EMPLOYEES BENEFITS (ACTUAL CASH PAYMENT)

S/N	ADMINISTRATIVE Code	MINISTRY DEPARTMENT AND AGENCY	ACTUAL JAN. - JUNE. 2024	MID-YEAR BUDGET, 2024	VARIANCE	ACTUAL JAN. - JUNE. 2023
			N	N	N	N
40	022700100100	Ministry Of Wealth Creation & Employment	8,396,347.21	5,336,067.88	(3,060,279.33)	5,253,120.48
41	022700700100	Job Creation And Employment Agency	6,421,714.55	5,351,246.27	(1,070,468.29)	5,599,085.65
42	022800100100	Bureau Of Information, Communication And Technology (ICT)	19,969,397.08	13,163,639.32	(6,805,757.77)	13,096,426.49
43	023100100100	Ekiti State Electricity Board	53,458,285.00	44,813,716.34	(8,644,568.67)	45,002,013.68
44	023300100100	Ekiti State Mineral Resources Development Agency	11,304,585.53	8,424,169.47	(2,880,416.06)	8,138,112.14
45	023400100100	Ministry Of Works And Transportation	190,925,359.79	132,094,651.57	(58,830,708.22)	166,103,475.46
46	023400100300	Ekiti State Traffic Management Agency	29,077,439.70	19,845,436.69	(9,232,003.02)	19,720,551.81
47	023400100400	Ekiti State Public Works Corporation	18,008,915.62	15,599,285.41	(2,409,630.21)	15,629,487.15
48	023600100100	Ministry Of Arts, Culture And Tourism Development	53,521,453.39	47,641,199.26	(5,880,254.13)	49,660,533.13
49	023800100100	Ministry Of Budget And Economic Planning	51,757,135.87	43,603,514.18	(8,153,621.69)	45,570,472.90
50	023800200100	State Bureau Of Statistics	21,006,874.92	17,667,930.35	(3,338,944.57)	18,140,918.72
51	025000100100	Fiscal Responsibility Commission	10,863,937.41	6,967,357.53	(3,896,579.89)	6,991,393.49
52	025200100100	Ekiti State Water Cooperation	146,868,503.08	103,902,105.06	(42,966,398.02)	162,939,764.79
53	025200100200	State Rural Water Supply And Sanitation Agency	22,959,826.06	20,353,372.88	(2,606,453.19)	20,866,467.83
54	025300000000	Ministry Of Physical Planning And Urban Development	43,953,945.97	48,211,426.48	4,257,480.51	34,566,405.78
55	025301000100	Ekiti State Housing Corporation	52,781,841.31	47,676,402.81	(5,105,438.50)	49,608,593.22
56	026000100100	Bureau Of Lands	41,510,407.12	34,218,830.87	(7,291,576.25)	34,920,624.59
57	026000100200	Office Of Surveyor General	22,667,532.97	19,308,309.06	(3,359,223.91)	20,137,500.96
58	026000100400	Urban Renewal Agency	7,393,513.89	8,158,443.93	764,930.04	8,456,813.27
59	026100100100	Ministry Of Infrastructure And Public Utilities	66,101,177.88	50,028,064.32	(16,073,113.57)	51,635,473.59
		TOTAL ECONOMIC SECTOR	1,686,521,622.20	1,794,019,267.78	107,497,645.58	1,473,781,784.64

NOTE 61: SALARIES & WAGES (EMPLOYEES BENEFITS (ACTUAL CASH PAYMENT)

S/N	ADMINISTRATIVE Code	MINISTRY DEPARTMENT AND AGENCY	ACTUAL JAN. - JUNE. 2024	MID-YEAR BUDGET, 2024	VARIANCE	ACTUAL JAN. - JUNE. 2023
			N	N	N	N
	030000000000	LAW & JUSTICE SECTOR				
60	031800100100	The Judiciary	-	-	-	
61	031801100100	Ekiti State Judicial Service Commission	-	-	-	
62	032600000000	Ministry Of Justice	118,531,920.78	114,619,546.78	(3,912,374.00)	118,951,100.94
63	032600100100	Ekiti State Citizen's Right	-	-	-	
64	032600100200	Office Of Public Defender	5,014,359.08	4,276,764.89	(737,594.20)	4,326,540.39
65	032600100300	Ekiti State Law Reform Commission	-	-	-	
		TOTAL LAW & JUSTICE SECTOR	123,546,279.86	118,896,311.67	(4,649,968.20)	123,277,641.33
	040000000000	REGIONAL SECTOR				
66	045102100100	Ministry Of Regional and Inter-Governmental Affairs	8,977,283.49	7,129,758.48	(1,847,525.02)	7,609,695.25
67	045102100200	Serve EKS Steering Committee	-	-	-	-
68	045102100300	Serve EKS	-	-	-	
69	045102100400	Subvention To Dawn Commission	-	-	-	-
		TOTAL REGIONAL SECTOR	8,977,283.49	7,129,758.48	(1,847,525.02)	7,609,695.25

NOTE 61: SALARIES & WAGES (EMPLOYEES BENEFITS (ACTUAL CASH PAYMENT)

S/N	ADMINISTRATIVE Code	MINISTRY DEPARTMENT AND AGENCY	ACTUAL JAN. - JUNE. 2024	MID-YEAR BUDGET, 2024	VARIANCE	ACTUAL JAN. - JUNE. 2023
			N	N	N	N
	050000000000	SOCIAL SECTOR				
70	051300100100	Ministry Of Youth And Sport Development	14,752,612.31	11,529,613.12	(3,222,999.19)	11,324,039.89
71	051305200100	Ekiti State Sport Council	45,369,724.52	37,658,499.45	(7,711,225.07)	38,843,502.74
72	051305300100	Ekiti State Office Of Disability	16,595,714.19	11,500,997.50	(5,094,716.70)	11,285,290.66
73	051400100100	Ministry Of Women Affairs, Gender Empowerment And Social Welfare	54,140,625.36	42,274,418.67	(11,866,206.70)	44,533,020.94
74	051700100100	Ministry Of Education, Science And Technology	342,614,945.88	287,804,776.55	(54,810,169.34)	299,315,334.22
75	051700100400	Ekiti State Libabry Board	12,726,819.54	10,161,400.55	(2,565,419.00)	10,473,100.28
76	051700100500	Education Trust Funds	10,581,673.87	10,568,407.96	(13,265.91)	10,911,149.10
77	051700100600	State Universal Basic Education Board	317,571,932.70	193,831,513.59	(123,740,419.12)	201,259,481.11
78	051701000100	Agency For Adult And Non Formal Education	18,350,834.26	16,488,668.67	(1,862,165.59)	17,351,292.77
79	051702600100	School Of Agriculture And Enterprise Agency	5,628,634.70	4,633,759.24	(994,875.47)	4,799,369.61
80	051705300100	Ekiti State Board For Technical And Vocational Education	82,552,428.67	69,178,673.72	(13,373,754.96)	71,918,618.14
81	051705400100	Ekiti State Scholarship Board	6,060,562.48	5,737,544.88	(323,017.60)	5,929,466.11
82	051705500100	Ekiti State Teaching Service Commission	6,060,557,468.11	5,081,636,763.21	(978,920,704.91)	5,281,274,322.98
83	051705500100	Ekiti State Teaching Service Commission (Secondary School Non-Teaching Staff)	62,263,875.59	63,437,336.59	1,173,461.00	66,987,913.52
84	052100100100	Ministry Of Health And Human Services	154,803,399.56	144,254,889.70	(10,548,509.86)	150,304,269.43
85	052100200100	Ekiti State Health Insurance Scheme	14,655,203.38	10,632,926.66	(4,022,276.72)	10,613,998.88
86	052100300100	Primary Healthcare Development	100,500,009.30	59,107,399.65	(41,392,609.66)	58,507,103.16
87	052110200100	Hospital Management Board	2,090,608,033.57	1,726,452,530.33	(364,155,503.24)	1,774,585,721.70
88	052110400100	Central Medical Stores (EKITI DRUGS HEALTH SUPPLIES MANAGEMENT (EKSDMA))	10,562,152.20	9,838,436.17	(723,716.03)	10,808,102.72
89	053500100100	Ministry Of Environment	83,087,628.53	38,166,217.81	(44,921,410.73)	55,772,161.10
90	053501600100	State Environmental Protection Agency	9,914,895.26	9,317,579.11	(597,316.15)	9,790,099.87
91	053505300100	Ekiti State Waste Management Board	17,156,195.51	13,398,035.22	(3,758,160.30)	13,481,044.05

NOTE 61: SALARIES & WAGES (EMPLOYEES BENEFITS (ACTUAL CASH PAYMENT)

S/N	ADMINISTRATIVE Code	MINISTRY DEPARTMENT AND AGENCY	ACTUAL JAN. - JUNE. 2024	MID-YEAR BUDGET, 2024	VARIANCE	ACTUAL JAN. - JUNE. 2023
			N	N	N	N
92	055100100100	Ministry Of Local Government Affairs	33,836,391.09	25,293,560.28	(8,542,830.82)	26,831,586.90
93	055100200100	Bureau Of Chieftaincy Affairs	12,972,535.29	12,527,697.11	(444,838.18)	13,258,030.59
94	055100300100	Ministry Of Rural And Community Development	21,187,259.11	16,740,291.03	(4,446,968.08)	16,378,897.87
				-		
		TOTAL SOCIAL SECTOR	9,599,051,554.98	7,912,171,936.71	(1,686,879,618.28)	8,216,536,918.34
		SUMMARY OF PERSONNEL COST ON SECTOR				
	A	ADMINISTRATION SECTOR	2,113,562,723.48	1,788,174,207.24	(325,388,516.24)	1,379,974,211.15
	B	ECONOMIC SECTOR	1,686,521,622.20	1,794,019,267.78	107,497,645.58	1,473,781,784.64
	C	LAW AND JUSTICE SECTOR	123,546,279.86	118,896,311.67	(4,649,968.20)	123,277,641.33
	D	REGIONAL SECTOR	8,977,283.49	7,129,758.48	(1,847,525.02)	7,609,695.25
	E	SOCIAL SECTOR	9,599,051,554.98	7,912,171,936.71	(1,686,879,618.28)	8,216,536,918.34
		TOTAL (A)	13,531,659,464.01	11,620,391,481.87	(1,911,267,982.15)	11,201,180,250.71
		CORPERS ALLOWANCE	28,803,248.65		(28,803,248.65)	14,922,006.36
		REPATRIATION	9,498,106.50		(9,498,106.50)	6,623,701.39
		LOCUM / INTERN	5,331,552.15		(5,331,552.15)	-
		TOTAL (B)	43,632,907.30	-	(43,632,907.30)	21,545,707.75
		GRAND TOTAL OF CASH (A+B)	13,575,292,371.31	11,620,391,481.87	(1,954,900,889.45)	11,222,725,958.46
		UNPAID DEDUCTIONS	-			
		TOTAL SALARY PAID	13,575,292,371.31			11,222,725,958.46

NOTE 62: SOCIAL BENEFITS & SOCIAL CONTRIBUTION

CODE	DETAILS	ACTUAL JAN. - JUNE, 2024	MID-YEAR BUDGET 2024	VARIANCE	ACTUAL JAN. - JUNE, 2023
		₦	₦	₦	₦
210301	PENSION	4,602,755,685.09	3,077,719,541.95	(1,525,036,143.14)	2,853,833,722.42
210301	GRATUITY	1,000,000,000.00	600,000,000.00	(400,000,000.00)	700,000,000.00
210301	PENSION/MAINTENANCE FOR PAST POLITICAL OFFICE HOLDERS (GOVS. & DEP. GOVS.)	28,000,000.00	-	(28,000,000.00)	39,853,443.70
22020663	10% CONTRIBUTION TO RETIREMENT SAVINGS FUND ACCOUNT	123,323,462.84	144,149,131.74	20,825,668.90	131,268,085.58
22020650	5% CONTRIBUTION TO REDEEMABLE RETIREMENT FUND ACCOUNT	77,665,364.70	70,000,000.00	(7,665,364.70)	55,475,260.50
22020649	ACTUARIAL VALUATION		-	-	-
	OTHERS		-		
	TOTAL	5,831,744,512.63	3,891,868,673.69	(1,939,875,838.94)	3,780,430,512.20

NOTE 63: OVERHEAD COST (ACTUAL CASH PAYMENT)

S/NO	ECONOMIC CODE	EXPENDITURE DETAILS	ACTUAL JAN. - JUNE, 2024	MID-YEAR BUDGET 2024	VARIANCE	ACTUAL JAN. - JUNE, 2023
			₦	₦	₦	
1	220201	TRAVEL & TRANSPORT- GENERAL	6,075,499,801.74	2,196,935,077.79	(3,878,564,723.96)	2,031,873,311.78
2	220202	UTILITIES-GENERAL	149,039,835.39	200,940,000.00	51,900,164.61	3,957,056.00
3	220203	MATERIALS & SUPPLIES-GENERAL	2,581,945,560.62	359,619,876.92	(2,222,325,683.70)	176,539,113.68
4	220204	MAINTENANCE SERVICES-GENERAL	1,439,836,752.93	673,862,550.37	(765,974,202.57)	680,672,048.56
5	220205	TRAINING GENERAL	460,480,338.50	774,150,180.62	313,669,842.12	193,258,940.10
6	220206	OTHER SERVICES- GENERAL	13,179,393,875.78	6,746,230,203.06	(6,433,163,672.72)	5,986,770,185.01
7	220207	CONSULTING & PROFESSIONAL SERVICES-GENERAL	128,561,850.00	206,150,000.00	77,588,150.00	177,090,950.00
8	220208	FUEL & LUBRICANTS- GENERAL	1,106,373,022.08	310,130,000.00	(796,243,022.08)	301,160,725.00
9	220209	FINANCIAL CHARGES- GENERAL	-	-	-	1,879,298,005.93
10	220210	MISCELLANEOUS EXPENSES GENERAL	3,248,010,770.75	2,811,257,312.18	(436,753,458.57)	1,762,935,221.58
		TOTAL	28,369,141,807.79	14,279,275,200.93	(14,089,866,606.86)	13,193,555,557.64

NOTE 64: SUBVENTION/GRANTS TO TERTIARY INSTITUTIONS AND PARASTATALS (ACTUAL CASH PAYMENT)

S/NO	ECONOMIC CODE	EXPENDITURE DETAILS	ACTUAL JAN. - JUNE, 2024	MID-YEAR BUDGET 2024	VARIANCE	ACTUAL JAN. - JUNE, 2023
			₦	₦	₦	
1	220401	GRANTS TO PARASTATALS	30,830,174,585.95	8,563,162,484.72	(22,267,012,101.23)	11,726,576,608.28
		TOTAL	30,830,174,585.95	8,563,162,484.72	(22,267,012,101.23)	11,726,576,608.28

NOTE 65: SUBSIDIES (ACTUAL CASH PAYMENT)

S/NO	DETAILS	ACTUAL JAN. - JUNE, 2024	MID-YEAR BUDGET 2024	VARIANCE	ACTUAL JAN. - JUNE, 2023
			₦	₦	₦
				-	
				-	
	TOTAL	-	-	-	-

NOTE 66: PUBLIC DEBT (ACTUAL CASH PAYMENT)

		ACTUAL	MID-YEAR BUDGET	VARIANCE	ACTUAL
CODE	DETAILS	JAN. - JUNE, 2024	2024		JAN. - JUNE, 2023
		₦	₦	₦	₦
220602	DOMESTIC LOAN INTEREST CHARGES	4,149,143,777.89	6,195,344,000.00	2,046,200,222.11	5,405,610,969.45
220601	FOREIGN LOAN INTEREST CHARGES	469,108,453.70			219,767,597.02
	TOTAL (A)	4,618,252,231.59	6,195,344,000.00	2,046,200,222.11	5,625,378,566.47

NOTE 67: SPECIAL PROGRAMMES/PROJECTS

SUPPL. NO					
		ACTUAL JAN. - JUNE, 2024	MID-YEAR BUDGET 2024	VARIANCE	ACTUAL JAN. - JUNE, 2023
		₦	₦	₦	
9A	Special Programmes/Projects	8,675,598,896.33	3,144,350,232.09	(6,745,730,790.50)	1,371,199,108.98
9B	Projects Finaced by grants	1,214,482,126.26			551,578,845.37
	TOTAL	9,890,081,022.59	3,144,350,232.09	(6,745,730,790.50)	1,922,777,954.35

NOTE 68: CASH RECEIPT FROM DISPOSAL OF ASSET

S/NO	DETAILS	JAN. - JUNE, 2024	JAN. - JUNE, 2023
		₦	₦
	DISPOSAL OF PPE		
	DISPOSAL OF INVESTMENT PROPERTY		
	DISPOSAL OF INTANGIBLE ASSET		
	TOTAL		

NOTE 69: PURCHASE/CONSTRUCTION OF ASSETS (ACTUAL CASH PAYMENT)

S/N	Administrative Code	Description	ACTUAL JAN. - JUNE, 2024	MID-YEAR BUDGET 2024	VARIANCE	ACTUAL JAN. - JUNE, 2023
			₦	₦	₦	
	01000000000	Administration Sector				
1	011100100100	Government House And Protocol	145,210,208.60	700,000,000.00	554,789,791.40	160,478,791.00
2	011100100200	Deputy Governor's Office		14,000,000.00	14,000,000.00	82,640,471.81
3	011100201400	Special Adviser Development Matters		-	-	-
4	011100201500	Ekiti State Special Adviser On Social Investment Programme		-	-	-
5	011100300100	Ekiti State Boundary Commission		5,000,000.00	5,000,000.00	-
6	011100400100	Ekiti State Sustainable Development Goal	33,478,632.23	25,000,000.00	(8,478,632.23)	7,000,000.00
7	011100500100	Ekiti State Micro Finance And Enterprise Development Agency	454,889,437.50	137,500,000.00	(317,389,437.50)	-
8	011100600100	Ekiti State Emergency Management Agency		28,750,000.00	28,750,000.00	24,560,250.00
9	011100700100	Ekiti State Bureau Of Public Procurement		125,000,000.00	125,000,000.00	-
10	011101000100	Office Of Transformation And Strategy		11,500,000.00	11,500,000.00	-
11	011102100100	Ekiti State Liaison Office Abuja		2,500,000.00	2,500,000.00	-
12	011102100500	Ekiti State Liaison Office Lagos		17,500,000.00	17,500,000.00	-
13	011103300100	Ekiti State Aid Control Agency		3,606,186.34	3,606,186.34	-
14	011103700100	Muslim Pilgrim Board		7,500,000.00	7,500,000.00	-
15	011103800100	Christian Pilgrim Board		-	-	-
16	011110100100	Bureau Of Special Projects	259,535,560.86	820,000,000.00	560,464,439.14	59,094,763.15
17	011111200100	General Adminsitration Department	382,594,335.43	545,100,000.00	162,505,664.57	-
18	011111200300	Utility Service Department		7,500,000.00	7,500,000.00	-
19	011111300100	Ekiti State Pension Commission		3,000,000.00	3,000,000.00	-
20	011111300200	Pension Transition Arrangement Department		2,500,000.00	2,500,000.00	-
21	011200100100	Ekiti State House Of Assembly		335,000,000.00	335,000,000.00	50,000,000.00
22	011200200100	House Of Assembly Service Commission		45,000,000.00	45,000,000.00	-
23	012300100100	Ministry Of Information And Value Orientation	-	84,264,641.25	84,264,641.25	-
24	012300300100	Broadcasting Service Of Ekiti State		43,388,934.27	43,388,934.27	-
25	012500100100	Head Of Service		2,500,000.00	2,500,000.00	-
26	012500600100	Office Of Establishment And Service Matters		45,000,000.00	45,000,000.00	-
27	012500700100	Office Of Capacity Development And Reform		75,000,000.00	75,000,000.00	-
28	014000100100	Ekiti State Auditor General Office		100,000,000.00	100,000,000.00	-
29	014000200100	Local Government Auditor General Office		100,000,000.00	100,000,000.00	-
30	014000300100	Ekiti State Audit Service Commission		42,316,425.00	42,316,425.00	-
31	014700100100	Ekiti State Civil Service Commission		6,750,000.00	6,750,000.00	-
32	014800100100	Ekiti State Independence Electoral Commission		50,000,000.00	50,000,000.00	-
33	016100100100	Secretary To The State Government		-	-	-
34	016101300200	Political And Economic Affairs		750,000,000.00	750,000,000.00	-
35	016101300400	Political And Inter-Party		-	-	-
36	016101700100	Cabinet And Special Services		5,000,000.00	5,000,000.00	-
37	011100500300	Ekiti State Mortgage Board		50,000,000.00		
38	011100201900	Capital Development Authority		250,000,000.00		

NOTE 69: PURCHASE/CONSTRUCTION OF ASSETS (ACTUAL CASH PAYMENT)

S/N	Administrative Code	Description	ACTUAL JAN. - JUNE, 2024	MID-YEAR BUDGET 2024	VARIANCE	ACTUAL JAN. - JUNE, 2023
			₦	₦	₦	
39	016101300800	Parastatals Affairs		2,500,000.00		
40	016101700300	Ekiti State Security Trust Fund		-	-	-
		LESS: SPECIAL PROGRAMME/PROJECTS	(495,889,437.50)	(157,657,967.04)		
		SUB TOTAL ADMIN	779,818,737.12	4,285,018,219.81	2,864,468,012.24	383,774,275.96
					-	
	020000000000	Economic Sector			-	
41	021500100100	Ministry Of Agriculture And Food Security	195,395,225.00	400,000,000.00	204,604,775.00	44,870,000.00
42	021510200100	Agricultural Development Programme	4,369,000.00	27,500,000.00	23,131,000.00	-
43	021510900100	Ekiti State Forestry Commission	5,040,000.00	27,500,000.00	22,460,000.00	-
44	021511000100	Fountain Marketing Agricultural Agency		20,000,000.00	20,000,000.00	-
45	021511600100	Fadama Project	2,027,445,130.00	327,500,000.00	(1,699,945,130.00)	516,201,000.00
46	021511700100	Directorate Of Farm Settlement And Peasant Farmer Devt.		10,000,000.00	10,000,000.00	-
47	021511800100	Ekiti State Rural Access And Agricultural Marketing Project (Raamp)	500,000,000.00	780,121,217.83	280,121,217.83	-
48	022000100100	Ministry Of Finance	3,000,000,000.00	270,114,475.27	(2,729,885,524.74)	190,639,842.50
49	022000700100	Office Of The Accountant General		175,203,704.19	175,203,704.19	10,650,000.00
50	022000701100	Central Internal Audit		9,719,338.17	9,719,338.17	-
51	022000800100	Ekiti State Board Of Internal Revenue Service	70,529,499.34	400,000,000.00	329,470,500.66	49,913,099.79
52	022000800200	Signage And Advertisement Agency	3,500,000.00	8,428,724.23	4,928,724.23	-
53	022000800300	Ekiti State Lotteries Commission	7,224,637.89	44,500,000.00	37,275,362.11	-
54	022200100100	Ministry Of Trade, Industry, Investment And Cooperatives	116,339,266.91	878,500,000.00	762,160,733.09	-
55	022200900100	Technical Adviser On Ekiti Knowledge Zone		146,500,000.00	146,500,000.00	-
56	022205200100	Ekiti State Investment Promotion Agency	3,700,000.00	43,467,107.64	39,767,107.64	-
57	022205200200	Ekiti State Community and Social Development Agency	3,158,700,000.00	500,000,000.00	(2,658,700,000.00)	400,000,000.00
58	022205200300	Ekiti State Social Investment Programme	1,251,656,541.50	425,000,000.00	(826,656,541.50)	273,000,000.00
59	022700100100	Ministry Of Wealth Creation and Employment	5,000,000.00	71,500,000.00	66,500,000.00	-
60	022700700100	Job Creation And Employment Agency	439,604,000.00	100,000,000.00	(339,604,000.00)	110,799,000.00
61	022700600100	Office of Human Capital Devt and Allied Matters		36,750,000.00		
62	022800100100	Bureau Of Information, Communication And Technology (ICT)	9,591,227.00	75,000,000.00	65,408,773.00	16,434,766.48
63	026200100100	Ministry of Innovations, Science and Technology	25,000,000.00	500,000,000.00		
64	023100100100	Ekiti State Electricity Board	1,103,818,703.43	500,000,000.00	(603,818,703.43)	49,644,407.82
65	023100100300	Ekiti State Office Of Energy Matters		2,500,000.00	2,500,000.00	-
66	023300100100	Ekiti State Mineral Resources Development Agency		36,750,000.00	36,750,000.00	-
67	023400100100	Ministry Of Works	24,023,268,220.37	6,920,000,000.00	(17,103,268,220.37)	4,786,290,439.93
68	023500100100	Ministry Of Transportation	8,100,859,597.82	955,000,000.00		
69	023500200300	Ekiti State Traffic Management Agency		70,000,000.00	70,000,000.00	-
70	023500200300	Ekiti State Public Works Corporation	60,000,000.00	300,000,000.00	240,000,000.00	-
72	023600100100	Ministry Of Arts, Culture And Tourism Development	44,550,000.00	175,000,000.00	130,450,000.00	-
73	023600100200	Bureau Of Tourism	5,000,000.00	150,000,000.00		
74	023800100100	Ministry Of Budget And Planning	364,317,561.24	9,445,533,833.05	9,081,216,271.81	966,189,051.72
75	023800200100	State Bureau Of Statistics	39,994,250.00	192,500,000.00	152,505,750.00	-
76	025000100100	Fiscal Responsibility Commission		7,500,000.00	7,500,000.00	-

NOTE 69: PURCHASE/CONSTRUCTION OF ASSETS (ACTUAL CASH PAYMENT)

S/N	Administrative Code	Description	ACTUAL JAN. - JUNE, 2024	MID-YEAR BUDGET 2024	VARIANCE	ACTUAL JAN. - JUNE, 2023
			₦	₦	₦	
77	025200100100	Ekiti State Water Cooperation	161,138,600.00	250,000,000.00	88,861,400.00	-
78	025200100200	State Rural Water Supply And Sanitation Agency	297,186,584.02	650,000,000.00	352,813,415.98	-
79	025300100100	Ministry Of Physical Planning And Urban Development	1,500,000.00	150,000,000.00	148,500,000.00	-
80	025301000100	Ekiti State Housing Corporation		125,000,000.00	125,000,000.00	-
81	026000100100	Bureau Of Lands	18,111,120.00	215,000,000.00	196,888,880.00	10,045,175.00
82	026000100200	Office Of Surveyor General		50,000,000.00	50,000,000.00	-
83	026000100400	Urban Renewal Agency	300,000,000.00	650,000,000.00	350,000,000.00	-
84	026100100100	Ministry Of Infrastructure And Public Utilities	9,200,000.00	156,000,000.00	146,800,000.00	32,481,904.54
85	026100100400	Ekiti State Water Sector Regulatory Agency	8,526,987.95	35,000,000.00	26,473,012.05	-
		LESS: SPECIAL PROGRAMME/PROJECTS	(7,965,602,143.83)	(2,532,501,290.18)		
		SUB TOTAL ECONOMIC	37,394,964,008.64	23,780,587,110.18	(13,614,376,898.46)	7,457,158,687.78
	030000000000	Law & Justice Sector	-		-	-
86	031800100100	The Judiciary	-	60,000,000.00	60,000,000.00	-
87	031801100100	Ekiti State Judicial Service Commission	-	50,000,000.00	50,000,000.00	-
88	032600100100	Ministry Of Justice	-	51,750,000.00	51,750,000.00	-
89	032600100200	Ekiti State Citizen's Right	-	53,784,506.54	53,784,506.54	-
90	032600100300	Office Of Public Defender	-	-	-	-
91	032600100400	Ekiti State Law Reform Commission	48,210,600.00	100,070,650.32	51,860,050.32	-
92	032600100300	Office Of Public Defender		12,500,000.00	12,500,000.00	-
		LESS: SPECIAL PROGRAMME/PROJECTS	(48,210,600.00)	(15,327,580.33)		
		SUB TOTAL LAW & JUSTICE	-	312,777,576.53	312,777,576.53	-
					-	
	040000000000	Regional Sector	-		-	
93	045102100100	Ministry Of Regional and Inter-Governmental Affairs		9,000,000.00		
94	045200100100	Ministry Of Special Duties	-	27,500,000.00	27,500,000.00	-
95	045102100200	Serve EKS Steering Committee	-	-	-	-
96	045102100300	Serve EKS	-	-	-	-
97	045102100400	Subvention To Dawn Commission	-	-	-	-
		LESS: SPECIAL PROGRAMME/PROJECTS	-	-		
		SUB TOTAL REGIONAL	-	27,500,000.00	27,500,000.00	-
					-	
	050000000000	Social Sector			-	
98	051300100100	Ministry Of Youth And Sport Development	15,000,000.00	36,320,155.13	21,320,155.13	2,000,000.00
99	051305200100	Ekiti State Sport Council	4,040,000.00	26,707,635.75	22,667,635.75	-
100	051305300100	Ekiti State Office Of Disability	4,000,000.00	88,779,304.33	84,779,304.33	-
101	051400100100	Ministry Of Women Affairs, Gender Empowerment And Social Welfare	96,232,500.00	266,337,912.95	170,105,412.95	32,481,000.00
102	051700100100	Ministry Of Education, Science And Technology		357,500,000.00	#VALUE!	8,000,000.00
103	051700100400	Ekiti State Library Board		25,000,000.00	#VALUE!	-
104	051700100500	Education Trust Funds		5,250,000.00	5,250,000.00	-
105	051700100600	State Universal Basic Education Board (SUBEB)		500,000,000.00	500,000,000.00	-

NOTE 69: PURCHASE/CONSTRUCTION OF ASSETS (ACTUAL CASH PAYMENT)

S/N	Administrative Code	Description	ACTUAL JAN. - JUNE, 2024	MID-YEAR BUDGET 2024	VARIANCE	ACTUAL JAN. - JUNE, 2023
			₦	₦	₦	
106	051701000100	Agency For Adult And Non Formal Education		15,350,000.00	15,350,000.00	-
107	051702600100	School Of Agriculture And Enterprise Agency	1,881,850.00	10,400,000.00	8,518,150.00	-
108	051702600200	Ekiti State University		25,000,000.00	25,000,000.00	-
109	051702600300	Bamidele Olumilua University Of Education		75,000,000.00	75,000,000.00	-
110	051702600400	Ekiti State College Of Health Science And Technology, Ijero Ekiti		50,000,000.00	50,000,000.00	-
111	051702600500	Ekiti State Polytechnic, Isan Ekiti	19,511,705.30	150,000,000.00	130,488,294.70	-
112	051705300100	Ekiti State Board For Technical And Vocational Education		145,577,066.88	145,577,066.88	-
113	051705400100	Ekiti State Scholarship Board	2,000,000.00	1,900,000.00	(100,000.00)	-
114	051705500100	Ekiti State Teaching Service Commission		10,300,000.00	10,300,000.00	-
115	052100100100	Ministry Of Health And Human Services	1,486,323,786.65	1,210,122,476.00	(276,201,310.65)	135,448,717.83
116	052100200100	Ekiti State Health Insurance Scheme		273,129,569.33	273,129,569.33	50,000,000.00
117	052100300100	Primary Healthcare Development Agency	4,301,000.00	26,746,476.34	22,445,476.34	2,795,000.00
118	052102600100	Ekiti State University Teaching Hospital		108,883,096.34	108,883,096.34	-
119	052110200100	Hospital Management Board	2,850,000.00	7,775,049.34	4,925,049.34	-
120	052110400100	Ekiti Drugs Health Supplies Management (Central Medical Stores)		16,164,909.34	16,164,909.34	-
121	053500100100	Ministry Of Environment	45,000,000.00	30,085,720.82	(14,914,279.18)	-
122	053501600100	State Environmental Protection Agency	88,351,351.35	126,500,000.00	38,148,648.65	76,334,420.00
123	053505300100	Ekiti State Waste Management Board	14,000,000.00	250,000,000.00	236,000,000.00	-
124	055100100100	Ministry Of Local Government Affairs		25,000,000.00	25,000,000.00	-
125	055100200100	Bureau Of Chieftaincy Affairs		5,000,000.00	5,000,000.00	-
126	055100300100	Ministry Of Rural And Community Development	166,285,000.00	172,000,000.00	5,715,000.00	-
127		Independent Project Monitoring Office		75,000,000.00		
128		External Finances with Draw Down	-	-	-	-
		LESS: SPECIAL PROGRAMME/PROJECTS	(165,896,715.00)	(52,743,488.46)		
		SUB TOTAL SOCIAL	1,783,880,478.30	4,115,829,372.53	2,331,948,894.23	307,059,137.83
			-			
		TOTAL ADMINISTRATION SECTOR	779,818,737.12	4,285,018,219.81	3,505,199,482.69	383,774,275.96
		TOTAL ECONOMIC SECTOR	37,394,964,008.64	23,780,587,110.18	(13,614,376,898.46)	7,457,158,687.78
		TOTAL LAW & JUSTICE SECTOR	-	312,777,576.53	312,777,576.53	-
		TOTAL REGIONAL SECTOR	-	27,500,000.00	27,500,000.00	-
		TOTAL SOCIAL SECTOR	1,783,880,478.30	4,115,829,372.53	2,331,948,894.23	307,059,137.83
		TOTAL (A)	39,958,663,224.06	32,521,712,279.05	(7,436,950,945.01)	8,147,992,101.57

NOTE 69: PURCHASE/CONSTRUCTION OF ASSETS (ACTUAL CASH PAYMENT)

S/N	Administrative Code	Description	ACTUAL JAN. - JUNE, 2024	MID-YEAR BUDGET 2024	VARIANCE	ACTUAL JAN. - JUNE, 2023
			₦	₦	₦	
		(B) OTHER: EXTERNAL FINANCES WITH DRAW DOWN				
		ADMINISTRATION SECTOR				
		SDG	-			-
		LESS: SPECIAL PROGRAMME/PROJECTS	-	-		
		TOTAL ADMINISTRATION SECTOR	-			
		ECONOMIC SECTOR				
	Annex i	WORLD BANK ASSISTED PROJECT(PFMU)	6,581,168,508.18		(6,581,168,508.18)	2,861,635,452.22
		LESS: SPECIAL PROGRAMME/PROJECTS	(961,324,942.85)	(305,633,725.37)		
		TOTAL ECONOMIC SECTOR	5,619,843,565.33			
		LAW & JUSTICE SECTOR	-		-	
		LESS: SPECIAL PROGRAMME/PROJECTS	-			
		TOTAL LAW & JUSTICE SECTOR	-			
		REGIONAL SECTOR	-		-	
		LESS: SPECIAL PROGRAMME/PROJECTS	-			
		TOTAL REGIONAL SECTOR	-			
		SOCIAL SECTOR			-	
	Annex ii	EDUCATION TRUST FUND	275,525,322.00		(275,525,322.00)	170,461,684.00
		SUBEB	1,727,291,893.26		(1,727,291,893.26)	-
		HEALTH PROJECTS FINANCED BY AIDS & GRANTS	-		-	44,181,510.00
		LESS: SPECIAL PROGRAMME/PROJECTS	(253,157,183.41)	(80,486,180.71)		
		TOTAL SOCIAL SECTOR	1,749,660,031.85		(1,749,660,031.85)	214,643,194.00
		TOTAL EXTERNAL FINANCES WITH DRAW DOWN (B)	7,369,503,597.18		(7,369,503,597.18)	3,076,278,646.22
		TOTAL (A+B)	47,328,166,821.24	32,521,712,279.05		11,224,270,747.79
		LESS: SPECIAL PROGRAMME/PROJECTS		(2,147,346,377.81)		(1,922,777,954.35)
		GRAND TOTAL	47,328,166,821.24	30,374,365,901.24		9,301,492,793.44
		SUMMARY BY SECTORS				
		TOTAL ADMINISTRATION SECTOR	779,818,737.12	4,285,018,219.81		343,774,275.96
		TOTAL ECONOMIC SECTOR	43,014,807,573.97	21,633,240,732.37		8,714,760,279.65
		TOTAL LAW & JUSTICE SECTOR	-	312,777,576.53		-
		TOTAL REGIONAL SECTOR	-	27,500,000.00		-
		TOTAL SOCIAL SECTOR	3,533,540,510.15	4,115,829,372.53		242,958,237.83
		GRAND TOTAL	47,328,166,821.24	30,374,365,901.24		9,301,492,793.44

NOTE 70: CAPITAL GRANTS RECEIVED (CASH)

S/NO	MDA	JAN. - JUNE, 2024	JAN. - JUNE, 2023
		₦	₦
	TOTAL	-	-

NOTE 71: PROCEEDS FROM FOREIGN LOAN

S/NO	PROJECT	JAN. - JUNE, 2024	JAN. - JUNE, 2023
		₦	₦
1	CONDITIONAL CASH TRANSFER		-
2	FADAMA		516,201,000
3	LPRES		-
4	NASSNP		-
5	RAAMP		-
6	IDEAS		52,622,387.74
7	AGILE		2,504,973,654.35
8	IMPACT		1,555,627,500.00
9	SURWASH		283,773,855.00
	TOTAL	-	4,913,198,397.09

NOTE 72: PROCEEDS FROM DOMESTIC LOANS

S/NO	FACILITY	JAN. - JUNE, 2024	JAN. - JUNE, 2023
		₦	₦
1	CBN COVID HEALTH INTERVENTION FUND	-	-
2	CBN (DCRR) SCHEME I	-	-
3	CBN (DCRR) SCHEME II	-	-
4	RESTRUCTURED COMMERCIAL BANK LOANS	-	1,558,096,258.97
5	CBN- BRIDGING FACILITY	-	-
6	EXCESS CRUDE ACCOUNT (ECA) LOAN	2,722,353,990.97	-
	TOTAL	2,722,353,990.97	1,558,096,258.97

NOTE 73: LOAN REPAYMENTS

S/NO	DETAILS	JAN. - JUNE, 2024	JAN. - JUNE, 2023
		₦	₦
1	Foreign Loan	2,636,997,977.45	847,017,971.75
2	Domestic Loan	51,280,949,134.68	2,538,501,998.73
	TOTAL	53,917,947,112.13	3,385,519,970.48

SUPPLEMENTARY NOTE 1: DETAILS OF TAX AND NON-TAX REVENUES

SUPPLEMENTARY NOTE 1: DETAILS OF TAX AND NON-TAX REVENUES

S/N	ADMIN CODE	MINISTRY DEPARTMENT & AGENCY	120101 Personal Taxes	120201 Licences - General	120204 Fees - General	120205 Fines - General	120206 Sales - General	120207 Earnings - General	120208 Rent On Government Buildings -	120209 Rent On Land & Others - General	Total Actual JAN. - JUNE, 2024	MID-YEAR BUDGET, 2024	VARIANCE	Total Actual JAN. - JUNE, 2023
			N	N	N	N	N	N	N	N	N	N		
		ADMINISTRATION SECTOR												
1	011100100100	Government House And Protocol	-	-	200,000.00	-	-	-	-	-	200,000.00	-	200,000.00	500,000.00
2	011100200800	Special Adviser Communication And Strategy	-	-	-	-	-	-	-	-	-	-	-	-
3	011111201600	Ekiti State Bureau of Local Content	-	-	2,797,000.00	-	-	-	-	-	-	500,000.00	-	-
4	011100400100	Ekiti State Sustainable Development Goal	-	-	-	-	-	-	-	-	-	864,038.75	(864,038.75)	-
5	011100500100	Ekiti State Micro Finance And Enterprise Development Agency	-	176,000.00	-	-	-	-	-	-	176,000.00	755,324.31	(579,324.31)	-
6	011100700100	Ekiti State Bureau Of Public Procurement	-	-	-	-	-	26,815,000.00	-	-	26,815,000.00	14,500,000.00	12,315,000.00	12,190,000.00
7	011102100100	Ekiti State Liaison Office Abuja	-	-	-	-	-	720,400.00	-	-	720,400.00	600,000.00	120,400.00	294,400.00
8	011102100500	Ekiti State Liaison Office Lagos	-	-	-	-	-	1,291,200.00	-	-	1,291,200.00	1,500,000.00	(208,800.00)	1,558,400.00
9	011103700100	Muslim Pilgrim Board	-	-	-	-	-	-	-	-	-	750,000.00	(750,000.00)	247,500.00
10	011103800100	Christian Pilgrim Board	-	-	-	-	30,000.00	-	-	-	30,000.00	432,024.38	(402,024.38)	76,000.00
11	011110100100	Bureau Of Special Projects	-	-	1,000.00	-	-	-	-	-	1,000.00	1,250,000.00	(1,249,000.00)	-
12	011111200100	General Admnsitration Department	-	-	510,000.00	-	494,400.00	-	-	-	1,004,400.00	1,750,000.00	(745,600.00)	650,000.00
13	011111200200	Petroleum Product Consumer Protection Agency	-	-	-	170,000.00	-	-	-	-	170,000.00	500,000.00	(330,000.00)	-
14	011111300100	Ekiti State Pension Commission	-	-	-	-	-	-	-	-	-	-	-	21,000.00
15	011111300200	Pension Transition Arrangement Department	-	-	-	-	1,448,860.00	-	-	-	1,448,860.00	1,512,085.31	(63,225.30)	1,292,000.00
16	011111400100	Chief Press Secretary	-	-	-	-	-	-	-	-	-	-	-	-
17	011113200100	Inter-Governmental And Integration Affairs	-	-	-	-	-	-	-	-	-	-	-	-
18	011200100100	Ekiti State House Of Assembly	-	-	-	-	-	-	-	-	-	332,024.38	(332,024.38)	-
19	011200200100	House Of Assembly Service Commission	-	-	-	-	346,900.00	-	-	-	346,900.00	94,025.25	252,874.76	53,100.00
20	011200100200	Ekiti State Legislative Loans Board	-	-	-	42,000.00	-	-	-	-	-	100,000.00	-	-
21	012300100100	Ministry Of Information And Value Orientation	-	-	-	-	-	-	-	-	-	43,202.44	(43,202.44)	-
22	012300300100	Broadcasting Service of Ekiti State	-	-	-	-	-	-	-	-	-	-	-	-
23	012500600100	Office Of Establishment And Service Matters	-	-	597,500.00	1,899,000.00	2,331,100.00	-	-	-	4,827,600.00	1,650,000.00	3,177,600.00	1,474,900.00
24	012500700100	Office Of Capacity Development And Reform	-	-	337,500.00	-	503,650.00	-	-	-	841,150.00	1,296,073.12	(454,923.12)	720,972.50
25	014000100100	Ekiti State Auditor General Office	-	-	15,000.00	-	-	-	-	-	15,000.00	500,000.00	(485,000.00)	460,000.00
26	014000200100	Local Government Auditor General Office	-	-	-	-	-	-	-	-	-	200,000.00	(200,000.00)	-
27	014700100100	Ekiti State Civil Service Commission	-	-	-	149,600.00	7,990,627.00	-	-	-	8,140,227.00	2,509,145.27	5,631,081.73	124,950.00
28	014800100100	Ekiti State Independence Electoral Commission	-	-	-	-	-	-	-	-	-	-	-	-
29	016101700100	Cabinet And Special Services	-	-	7,500.00	-	10,000.00	125,500.00	-	-	143,000.00	750,000.00	(607,000.00)	183,500.00
		TOTAL ADMINISTRATION SECTOR	-	176,000.00	4,465,500.00	2,260,600.00	13,155,537.00	28,952,100.00	-	-	46,170,737.00	32,387,943.18	13,782,793.83	19,846,722.50
													-	

SUPPLEMENTARY NOTE 1: DETAILS OF TAX AND NON-TAX REVENUES

S/N	ADMIN CODE	MINISTRY DEPARTMENT & AGENCY	120101 Personal Taxes	120201 Licences - General	120204 Fees - General	120205 Fines - General	120206 Sales - General	120207 Earnings - General	120208 Rent On Government Buildings -	120209 Rent On Land & Others - General	Total Actual JAN. - JUNE, 2024	MID-YEAR BUDGET, 2024	VARIANCE	Total Actual JAN. - JUNE, 2023
			N	N	N	N	N	N	N	N	N	N		
		ECONOMIC SECTOR											-	
30	021500100100	Ministry Of Agriculture And Food Security	-	855,000.00	13,545,000.00	14,413,500.00	800,000.00	660,500.00	-	507,500.00	30,781,500.00	40,000,000.00	(9,218,500.00)	32,806,261.25
31	021510200100	Agricultural Development Programme	-	-	-	-	-	56,000.00	-	-	56,000.00	650,000.00	(594,000.00)	29,000.00
32	021510900100	Ekiti State Forestry Commission	-	10,241,000.00	25,443,270.00	3,973,850.00	3,592,400.00	4,278,325.00	-	-	47,528,845.00	36,500,000.00	11,028,845.00	48,785,775.00
33	021511000100	Fountain Marketing Agricultural Agency	-	-	-	-	1,152,319.00	-	-	-	1,152,319.00	1,500,000.00	(347,681.00)	569,266.97
34	021511700100	Directorate Of Farm Settlement And Peasant Farmer Devt.	-	-	-	-	-	-	-	14,220,500.00	14,220,500.00	2,450,000.00	11,770,500.00	1,361,250.00
35	022000100100	Ministry Of Finance	-	-	-	22,500.00	-	-	-	-	22,500.00	250,012.19	(227,512.19)	22,500.00
36	022000700100	Office Of The Accountant General	-	-	-	-	-	-	-	-	-	-	-	-
37	022000800100	Ekiti State Board Of Internal Revenue Service	7,129,049,789.88	134,073,268.75	200,000.00	282,000.00	21,909,706.34	17,389,900.00	-	-	7,302,904,664.97	7,464,362,815.98	(161,458,151.01)	8,078,747,086.82
38	022000800200	Signage And Advertisement Agency	-	-	53,174,110.00	-	-	-	-	-	53,174,110.00	35,000,000.00	18,174,110.00	31,667,031.00
39	022000800300	Lottery Commission	-	-	57,219,976.00	-	-	-	-	-	57,219,976.00	42,500,000.00	14,719,976.00	44,570,000.00
40	022200100100	Ministry Of Investment, Trade And Innovations	-	-	26,001,589.00	-	-	1,646,846.20	-	-	27,648,435.20	27,620,853.07	27,582.13	18,058,340.00
41	022200600100	Cooperative Department & Coop. College Ijoro Ekiti	-	-	-	-	200,000.00	-	-	-	200,000.00	1,296,073.12	(1,096,073.12)	-
42	022200900100	Technical Adviser On Ekiti Knowledge Zone	-	-	-	-	-	-	-	-	-	1,101,218.67	(1,101,218.67)	-
43	022201000100	Monitoring And Supervision Of Cooperative Societies	-	-	-	-	-	-	-	-	-	-	-	-
44	022201800100	State Cooperative Advisory Board	-	-	-	-	-	-	-	-	-	-	-	-
45	022205200100	Ekiti State Investment Promotion Agency	-	-	-	-	-	-	-	-	-	2,601,218.67	(2,601,218.67)	-
46	022700000000	Bureau Of Employment, Labour And Productivity	-	-	-	-	-	-	-	-	-	-	-	-
47	022700100100	Bureau Of Employment, Labour And Productivity	-	-	-	-	1,500.00	-	-	-	1,500.00	-	1,500.00	-
48	023100100100	Ekiti State Electricity Board	-	240,000.00	-	-	1,458,256.00	-	-	-	1,698,256.00	709,012.68	989,243.33	448,000.00
49	023100100400	Ekiti State Electricity Regulatory Bureau	-	-	155,000.00	-	-	-	-	-	-	575,000.00	-	-
50	023300100100	Ekiti State Mineral Resources Development Agency	-	-	6,000,000.00	-	-	-	-	-	6,000,000.00	7,200,000.00	(1,200,000.00)	1,200,000.00
51	023400100100	Ministry Of Works	-	-	14,200,000.00	-	-	-	-	-	14,200,000.00	65,000,000.00	(50,800,000.00)	54,827,881.00
52	023500100100	Ministry Of Transportation	-	-	-	64,758,450.00	-	-	-	-	64,758,450.00	47,500,000.00	17,258,450.00	-
53	023400100300	Ekiti State Traffic Management Agency	-	-	-	14,321,501.00	-	-	-	-	14,321,501.00	11,000,000.00	3,321,501.00	9,880,205.00
54	023400100400	Ekiti State Public Works Corporation	-	-	-	-	-	-	-	-	-	213,693.74	(213,693.74)	55,000.00
55	023400100500	Department Of Public Transportation	-	-	-	-	-	-	-	-	-	-	-	-
56	023600100100	Ministry Of Arts, Culture And Tourism Development	-	-	-	-	-	-	-	-	-	-	-	-
57	023600100100	Ministry Of Arts, Culture And Tourism Development	-	-	-	-	-	392,830.00	30,000.00	-	422,830.00	648,036.56	(225,206.56)	596,200.00
58	023600100200	Tourism Development agency (Tourism Department)	-	-	140,000.00	-	-	-	-	-	140,000.00	1,080,060.94	(940,060.94)	615,000.00
59	023600100300	Council For Art And Culture	-	-	-	-	-	-	-	-	-	-	-	-
60	025200100100	Ekiti State Water Corporation	-	-	120,000.00	-	-	14,244,054.72	-	-	14,364,054.72	16,250,000.00	(1,885,945.28)	15,769,059.50
61	025200100200	State Rural Water Supply And Sanitation Agency	-	-	-	-	-	-	-	-	-	2,250,000.00	(2,250,000.00)	163,200.00
62	026100100400	Ekiti State Water Sector Regulatory Agency	-	-	1,276,730.00	-	-	-	-	-	-	-	-	-
63	025300100100	Ministry Of Housing And Urban Development	-	-	61,841,821.00	-	1,642,150.00	5,260,499.93	-	-	68,744,470.93	88,133,003.25	(19,388,532.32)	67,528,810.92
64	025301000100	Ekiti State Housing Corporation	-	-	13,109,959.35	192,967.35	8,199,352.00	40,993,436.31	-	16,577,597.20	79,073,312.21	100,000,000.00	(20,926,687.79)	93,477,216.03
65	026000100100	Bureau Of Lands	-	-	146,136,338.20	74,799,597.25	3,171,165.00	49,690,178.26	-	199,000.00	273,996,278.71	225,000,000.00	48,996,278.71	207,818,186.87
66	026000100200	Office Of Surveyor General	-	-	7,016,247.00	4,757,462.00	-	6,000.00	-	-	11,779,709.00	18,000,000.00	(6,220,291.00)	13,003,745.00
67	026000100400	Urban Renewal Agency	-	-	-	-	-	-	-	-	-	1,000,000.00	(1,000,000.00)	-
68	026000100500	Geospatial Data	-	-	500.00	-	1,000.00	1,607.50	-	-	-	-	-	-

SUPPLEMENTARY NOTE 1: DETAILS OF TAX AND NON-TAX REVENUES

S/N	ADMIN CODE	MINISTRY DEPARTMENT & AGENCY	120101 Personal Taxes	120201 Licences - General	120204 Fees - General	120205 Fines - General	120206 Sales - General	120207 Earnings - General	120208 Rent On Government Buildings -	120209 Rent On Land & Others - General	Total Actual JAN. - JUNE, 2024	MID-YEAR BUDGET, 2024	VARIANCE	Total Actual JAN. - JUNE, 2023
			N	N	N	N	N	N	N	N	N	N		
69	026100100100	Ministry Of Infrastructure And Public Utilities	-	-	4,375,600.00	330,000.00	-	10,000.00	-	-	4,715,600.00	3,500,000.00	1,215,600.00	2,169,000.00
		TOTAL ECONOMIC SECTOR	7,129,049,789.88	145,409,268.75	429,956,140.55	177,851,827.60	42,127,848.34	134,630,177.92	30,000.00	31,504,597.20	8,089,124,812.74	8,243,890,998.86	(154,766,186.12)	8,724,168,015.36
													-	
		LAW & JUSTICE SECTOR											-	
70	031800100100	The Judiciary	-	-	10,810,978.40	588,500.00	-	-	-	-	11,399,478.40	25,000,000.00	(13,600,521.60)	16,592,960.48
71	031801100100	Ekiti State Judicial Service Commission	-	-	277,000.00	-	421,620.00	-	-	-	698,620.00	500,000.00	198,620.00	393,500.00
72	031801100100	Ekiti State Customary Court of Appeal	-	-	1,030,150.89	-	-	-	-	-	1,030,150.89	-	1,030,150.89	-
73	032600100100	Ministry Of Justice	-	-	152,000.00	304,218,546.67	139,000.00	-	-	-	304,509,546.67	90,006,093.36	214,503,453.32	64,513,328.95
		TOTAL LAW & JUSTICE SECTOR	-	-	12,270,129.29	304,807,046.67	560,620.00	-	-	-	317,637,795.96	115,506,093.36	202,131,702.61	81,499,789.43
													-	
		SOCIAL SECTOR											-	
74	051300100100	Ministry Of Youth And Sport Development	-	-	-	2,250,000.00	-	-	-	-	2,250,000.00	2,510,121.87	(260,121.87)	2,350,000.00
75	051305200100	Ekiti State Sport Council	-	-	149,000.00	-	-	-	-	-	149,000.00	500,000.00	(351,000.00)	-
76	051400100100	Ministry Of Women Affairs, Gender Empowerment And Social Welfare	-	110,000.00	2,798,000.00	181,500.00	-	93,000.00	-	-	3,182,500.00	3,750,000.00	(567,500.00)	2,573,500.00
77	051700100100	Ministry Of Education, Science And Technology	-	17,832,500.00	5,774,900.00	51,119,500.00	-	-	-	-	74,726,900.00	44,500,000.00	30,226,900.00	49,244,220.00
78	051700100400	Ekiti State Libabry Board	-	-	449,000.00	-	-	-	-	-	449,000.00	100,000.00	349,000.00	53,500.00
79	051700100600	State Universal Basic Education Board (SUBEB)	-	-	-	-	-	-	-	-	-	5,000,000.00	(5,000,000.00)	-
80	051701000100	Agency For Adult And Non Formal Education	-	-	318,000.00	70,000.00	-	-	-	-	388,000.00	300,000.00	88,000.00	235,200.00
81	051702600100	School Of Agriculture And Enterprise Agency	-	-	-	-	45,000.00	-	-	-	45,000.00	56,000.00	(11,000.00)	40,000.00
82	051705300100	Ekiti State Board For Technical And Vocational Education	-	-	46,000.00	45,000.00	-	-	-	-	91,000.00	250,000.00	(159,000.00)	50,000.00
83	051705400100	Ekiti State Scholarship Board	-	-	-	-	-	-	-	-	-	-	-	-
84	051705500100	Ekiti State Teaching Service Commission	-	-	-	-	2,774,800.00	-	-	-	2,774,800.00	1,000,000.00	1,774,800.00	146,800.00
85	052100100100	Ministry Of Health And Human Services	-	-	996,000.00	680,000.00	-	-	-	-	1,676,000.00	5,320,243.74	(3,644,243.74)	1,652,500.00
86	052100200100	Ekiti State Health Insurance Scheme	-	-	-	-	-	-	-	-	-	-	-	-
87	052100300100	Primary Healthcare Development	-	-	-	-	-	-	-	-	-	-	-	-
88	052110200100	Hospital Management Board	-	-	23,727,135.31	4,995,234.40	-	86,923,011.72	-	-	115,645,381.43	100,000,000.00	15,645,381.43	77,648,967.25
89	052110400100	Central Medical Stores (EKITI DRUGS HEALTH SUPPLIES MANAGEMENT	-	-	-	-	2,698,982.42	-	-	-	2,698,982.42	2,500,000.00	198,982.42	2,113,063.92
90	053500100100	Ministry Of Environment	-	-	7,500.00	2,491,736.25	-	-	-	-	2,499,236.25	1,791,465.81	707,770.44	743,000.00
91	053500100200	Monthly Sanitation Exercise	-	-	-	-	-	-	-	-	-	-	-	-
92	053500200200	Monitoring And Task Force On Forest Activities	-	-	-	-	-	-	-	-	-	-	-	-
93	053501600100	State Environmental Protection Agency	-	-	12,457,000.00	2,705,600.00	-	-	-	-	15,162,600.00	6,000,000.00	9,162,600.00	3,166,100.00

SUPPLEMENTARY NOTE 1: DETAILS OF TAX AND NON-TAX REVENUES

S/N	ADMIN CODE	MINISTRY DEPARTMENT & AGENCY	120101 Personal Taxes	120201 Licences - General	120204 Fees - General	120205 Fines - General	120206 Sales - General	120207 Earnings - General	120208 Rent On Government Buildings -	120209 Rent On Land & Others - General	Total Actual JAN. - JUNE, 2024	MID-YEAR BUDGET, 2024	VARIANCE	Total Actual JAN. - JUNE, 2023
			N	N	N	N	N	N	N	N	N	N		
94	053505300100	Ekiti State Waste Management Board	-	-	491,076.87	3,991,367.56	-	-	-	-	4,482,444.43	7,509,948.47	(3,027,504.04)	4,392,895.65
95	055100100100	Ministry Of Local Government Affairs	-	-	-	-	-	-	-	-	-	766,012.19	(766,012.19)	1,166,500.00
96	055100200100	Bureau Of Chieftaincy Affairs	-	-	-	295,000.00	-	-	-	-	295,000.00	1,296,073.12	(1,001,073.12)	580,000.00
		TOTAL SOCIAL SECTOR	-	17,942,500.00	47,213,612.18	68,824,938.21	5,518,782.42	87,016,011.72	-	-	226,515,844.53	183,149,865.18	43,365,979.35	146,156,246.82
		SUMMARY OF IGR ON SECTOR											-	
	A	ADMINISTRATION SECTOR	-	176,000.00	4,465,500.00	2,260,600.00	13,155,537.00	28,952,100.00	-	-	49,009,737.00	32,387,943.18	16,621,793.83	19,846,722.50
	B	ECONOMIC SECTOR	7,129,049,789.88	145,409,268.75	429,956,140.55	177,851,827.60	42,127,848.34	134,630,177.92	30,000.00	31,504,597.20	8,090,559,650.24	8,243,890,998.86	(153,331,348.62)	8,724,168,015.36
	C	LAW AND JUSTICE SECTOR	-	-	12,270,129.29	304,807,046.67	560,620.00	-	-	-	317,637,795.96	115,506,093.36	202,131,702.61	81,499,789.43
	D	REGIONAL SECTOR									-		-	
	E	SOCIAL SECTOR	-	17,942,500.00	47,213,612.18	68,824,938.21	5,518,782.42	87,016,011.72	-	-	226,515,844.53	183,149,865.18	43,365,979.35	146,156,246.82
		GRAND TOTAL	7,129,049,789.88	163,527,768.75	493,905,382.02	553,744,412.48	61,362,787.76	250,598,289.64	30,000.00	31,504,597.20	8,683,723,027.73	8,574,934,900.57	108,788,127.16	8,971,670,774.11

SUPL. NOTE 2 : INTERNAL GENERATED REVENUE BY INSTITUTION AND PARASTATAL

1	012300300100	Broadcasting Service Of Ekiti State	-	-	-	-	39,038,232.21	-	-	-	39,038,232.21	55,000,000.00	(15,961,767.79)	44,979,371.89
2	051702600200	Ekiti State University	-	-	4,672,574,484.00	-	-	505,066,843.60	-	-	5,177,641,327.60	1,246,385,659.00	3,931,255,668.60	4,326,124,690.38
3	051702600300	Bamidele Olumilua University Of Education - Ikere Ekiti	-	-	1,403,045,772.50	-	-	216,599,678.00	-	-	1,619,645,450.50	550,027,382.05	1,069,618,068.45	1,221,588,404.00
4	051702600400	Ekiti State College Of Health Science And Technology, Ijero Ekiti	-	-	205,379,800.00	-	6,567,100.00	49,620,200.00	-	-	261,567,100.00	225,206,406.25	36,360,693.75	218,604,000.00
5	051702600500	Ekiti State Polytechnic Isan - Ekiti	-	-	5,056,800.00	-	-	5,519,250.00	-	-	10,576,050.00	14,101,218.67	(3,525,168.67)	10,429,628.00
6	052102600100	Ekiti State University Teaching Hospital	-	-	-	-	-	252,455,709.87	-	-	252,455,709.87	250,057,459.85	2,398,250.03	504,590,215.98
7	051700100500	Education Trust Funds	-	-	-	-	-	760,539,235.10	-	-	760,539,235.10	400,000,000.00	360,539,235.10	195,859,130.54
		TOTAL (B)	-	-	6,286,056,856.50	-	45,605,332.21	1,789,800,916.57	-	-	8,121,463,105.28	2,740,778,125.82	5,380,684,979.47	6,522,175,440.79
		GRAND TOTAL A+ B	7,129,049,789.88	163,527,768.75	6,779,962,238.52	553,744,412.48	106,968,119.97	2,040,399,206.21	30,000.00	31,504,597.20	16,805,186,133.01	11,315,713,026.38	5,489,473,106.63	15,493,846,214.90

SUPPLEMENTARY NOTE 3: BREAKDOWN OF INVESTMENT INCOME

SECTORS	ACTUAL JAN. - JUNE, 2024	MID-YEAR BUDGET 2024	VARIANCE	ACTUAL JAN. - JUNE, 2023
	₦	₦	₦	₦
OPERATING SURPLUS	-	-	-	-
DIVIDEND	-	-	-	-
OTHER INVESTMENT INCOME	-	-	-	-
TOTAL	-	-	-	-

SUPPLEMENTARY NOTE 4: BREAKDOWN OF INTEREST EARNED

SECTORS	ACTUAL JAN. - JUNE, 2024	MID-YEAR BUDGET 2024	VARIANCE	ACTUAL JAN. - JUNE, 2023
	₦	₦	₦	₦
MOTOR VEHICLE ADVANCES	-	-	-	-
INTEREST ON HOUSING LOAN	-	-	-	-
BANK INTEREST	-	-	-	-
TOTAL	-	-	-	-

SUPPLEMENTARY NOTE 5A: OTHER REVENUE

S/NO	MONTHS	RENT	LAPTOP REPAYMENT	WEMA SHARE	OJA OBA PROCEEDS	TOTAL
		₦	₦	₦	₦	₦
1	JANUARY		1,777,303.48	21,903.75	42,000.00	1,841,207.23
2	FEBRUARY		10,009.13	21,132.08	42,000.00	73,141.21
3	MARCH		10,009.13	38,180.84	21,000.00	69,189.97
4	APRIL		10,009.13	-	511,000.00	521,009.13
5	MAY		-	9,332.07	21,000.00	30,332.07
6	JUNE		-	6,311.74	-	6,311.74
	TOTAL	-	1,807,330.87	96,860.48	637,000.00	2,541,191.35

SUPPLEMENTARY NOTE 5B: OTHER REVENUE

S/NO	MONTHS	EKSG SALARY REFUND	JAAC REFUND	ECA DEDUCTIONS REFUND	MDAs REFUND	TOTAL
		₦	₦	₦	₦	₦
1	JANUARY	1,891,421.82	7,864,121.62	-	-	9,755,543.44
2	FEBRUARY	2,437,119.68	7,864,121.62	-	-	10,301,241.30
3	MARCH	12,692,061.10	7,864,121.62	-	-	20,556,182.72
4	APRIL	5,441,010.61	7,864,121.62	-	-	13,305,132.23
5	MAY	5,357,687.37	7,864,121.62	-	-	13,221,808.99
6	JUNE	2,349,028.82	7,864,121.62	-	-	10,213,150.44
	TOTAL	30,168,329.40	47,184,729.72	-	-	77,353,059.12

SUPPLEMENTARY NOTE 5C: MDAs TSA SWEEPINGS (INFLOWS)

Transaction Details: Fund transfer - EKSG Bank Account Monitoring System

S/N	SOURCE BANK	SOURCE ACCOUNT NAME	SOURCE ACCOUNT NUMBER	BENEFICIARY BANK	BENEFICIARY ACCOUNT NAME	BENEFICIARY ACCOUNT NUMBER	AMOUNT (₦)
1	Zenith Bank #429676045987	EKST ELECTRICITY BOARD PROJECT A/C	1010667739	Premium Trust Bank	EKSG TSA	0080024718	47,901.48
2	Zenith Bank #943461407189	EKST ELECTRICITY (ADMIN CHARGES)	1013751459	Premium Trust Bank	EKSG TSA	0080024718	10,251.95
3	Zenith Bank #327560113663	EKITI SUBEB RECURRENT ACCOUNT	1016063498	Premium Trust Bank	EKSG TSA	0080024718	5,093.98
4	Zenith Bank #379070326157	Ekiti Rural Access & Agric Marketing Project	1016124294	Premium Trust Bank	EKSG TSA	0080024718	144,854.39
5	Zenith Bank # 488419530144	EKITI POLITICAL AND ECO DEPT. CAPITAL	1016070494	Premium Trust Bank	EKSG TSA	0080024718	5,226,941.28
6	Zenith Bank # 761399960518	Ekiti Ministry of Land Housing & Urban Capital	1010717562	Premium Trust Bank	EKSG TSA	0080024718	3,064.22
7	Zenith Bank # 827217129114	Ekiti BSES capital	1010975047	Premium Trust Bank	EKSG TSA	0080024718	14,998.09
8	Zenith Bank #326061349890	EKITI AGENCY FOR ADULT AND NON FORMAL EDUCATION	1014446857	Premium Trust Bank	EKSG TSA	0080024718	2,870.96
9	Wema Bank #955253040892	TEACHING SERVICE COMMISSION	0122512496	Premium Trust Bank	EKSG TSA	0080024718	938,831.89
10	Wema Bank #446622873796	State Primary Education Board	0121858106	Premium Trust Bank	EKSG TSA	0080024710	145,544.50
11	Wema Bank #665737543831	Small Town WaTER Supply & Sanitation Programme	0122645123	Premium Trust Bank	EKSG TSA	0080024718	2,714,648.35
12	Wema Bank #730587812618	Primary Health Care Development	0121870166	Premium Trust Bank	EKSG TSA	0080024718	1,163,329.42
13	Wema bank # 370441427723	EKSG SFTAS	0122949539	Premium Trust Bank	EKSG TSA	0080024718	31,488,873.45
14	Wema Bank #031056303723	EKSG Pension Transitional Arrangement Dept	0122726129	Premium Trust Bank	EKSG TSA	0080024718	177,495.44

15	Wema Bank # 157442677022	Ekiti state Stomach Infrascture Account	0122486225	Premium Trust Bank	EKSG TSA	0080024718	23,050.58
16	Wema Bank #050006194062	EKITI STTE SPORTS COUNCIL	0121858151	Premium Trust Bank	EKSG TSA	0080024718	4,465.71
17	Wema Bank # 662993019847	EKITI STATE MULTIPURPOSE CREDIT AGENCY	0121868299	Premium Trust Bank	EKSG TSA	0080024718	44,705.41
18	Wema Bank # 208596882192	Ekiti state ministry of finance economic development	0122679036	Premium Trust Bank	EKSG TSA	0080024718	2,770.00
19	Wema Bank #657804501309	EKITI STATE TRAFFIC MANAGEMENT AGENCY	0122088265	Premium Trust Bank	EKSG TSA	0080024718	90,446.37
20	Wema Bank # 412491430332	Malaria Elimination Programme	0122879135	Premium Trust Bank	EKSG TSA	0080024718	7,707,982.98
21	Wema Bank #480766277848	EKS Library Board	0121251941	Premium Trust Bank	EKSG TSA	0080024718	1,263.51
22	Wema bank #626270872837	Bureau of Chieftancy Affairs, Council of Traditional	0122643899	Premium Trust Bank	EKSG TSA	0080024718	2,236,500.16
23	Wema Bank # 155797649543	Bureau of Chieftancy Affairrs	0122634882	Premium Trust Bank	EKSG TSA	0080024718	13,823,286.14
24	United Bank for Africa	Teacher Salary Acct. SUBEB	1005839347	Premium Trust Bank	EKSG TSA	0080024718	17,760.83
25	United Bank for Africa# 899937549797	Ekiti state Local Government Service Commission	1010358059	Premium Trust Bank	EKSG TSA	0080024718	6,469,231.22
26	Union Bank #529102947904	Ekiti State Basic Health Centre	0004660874	Premium Trust Bank	EKSG TSA	0080024718	3,847.18
27	Providus bank #685871430967	EKSG IGR Consolidated	1400588880	Premium Trust Bank	EKSG TSA	0080024718	351,874,154.88
28	Premium Trust Bank # 702919358476	EKSG Pension E-Payroll	0080028723	Premium Trust Bank	EKSG TSA	0080024718	595,579.78
29	Premium Trust Bank #266707806663	EKSG MDAs E-Payroll	0080028716	Premium Trust Bank	EKSG TSA	0080024718	451,776.85

30	First City Monuent Bank #624537106967	Revenue Deduction from Agricultural land Allocaion Account, Ekiti State	4370711013	Premium Trust Bank	EKSG TSA	0080024718	3,363.13
31	First City Monument Bank # 416802496568	Ministry of works & Transportatin Ado Ekiti	0708058010	Premium Trust Bank	EKSG TSA	0080024718	7,092.79
32	First City Monument bank # 741109405944	Ministry of Lands , Housing and Urban Development (Operation Account)	2111927037	Premium Trust Bank	EKSG TSA	0080024718	7,781.87
33	First City Monument Bank 739066645994	Ministry of Education School Running Grant Account	0615005017	Premium Trust Bank	EKSG TSA	0080024718	7,800.99
34	First City Monument Bank # 026465933224	Ekiti Urban Renewal Agency Capital	6145908013	Premium Trust Bank	EKSG TSA	0080-024718	4,197.91
35	First City Monument Bank # 431274252555	Ekiti State Waste Management Authority	2387219016	Premium Trust Bank	EKSG TSA	0080024718	77,289.12
36	First City Monument Bank # 705952299875	Ekiti State Teaching Service Commission Special Account	0537177025	Premium Trust Bank	EKSG TSA	0080024718	581,333.82
37	First City Monument Bank # 751199276266	Ekiti State Fiscal Responsibility Commission (Capital Account)	0777815024	Premium Trust Bank	EKSG TSA	0080024718	2,177.91
38	First City Monument Bank # 693135630404	Ekiti State Christian Pilgrims (Savings Scheme)	3650655014	Premium Trust Bank	EKSG TSA	0080024718	263,461.12
39	First City Mmonument Bank	Board of Technical & Vocational Education Ado Ekiti Develoment levy	3012602023	Premium Trust Bank	EKSG TSA	0080024718	9,791.09
40	First Bank #131742813004	IGR	2018375354	Premium Trust Bank	EKSG TSA	0080024718	3,600.00
41	First Bank # 228904842511	Ekiti State Rural Water Supply and Sanitation Agency (Unicef) A/C	2020729996	Premium Trust Bank	EKSG TSA	0080024718	122,583.06
42	First Bank #102553528175	Ekiti ADP Overhead	2034187850	Premium Trust Bank	EKSG TSA	0080024718	4,144.49
43	First Bank #011302319698	Ekiti ADP Capital	2034187771	Premium Trust Bank	EKSG TSA	0080024718	10,462.05

44	Fidelity Bank #945010609373	Ekiti State Bureau of Public Procurement	5030038877	Premium Trust Bank	EKSG TSA	0080024718	45,000.00
45	Access Bank #725304145805	EKSG Pension E-Payroll	0800664624	Premium Trust Bank	EKSG TSA	0080024718	45,367.23
46	Access Bank #4983788330551	EKSG MDAs E-payroll	0800225542	Premium Trust Bank	EKSG TSA	0080024718	15,000.00
47	Access Bank #141601479613	EKSG DR	0027105984	Premium Trust Bank	EKSG TSA	0080024718	364,950.00
48	Access Bank # 264662478018	AUD Gen LG other Chgs Recurrent	0708648140	Premium Trust Bank	EKSG TSA	0080024718	9,186.67
49	Providus Bank # 976926116370	EKSG IGR Consolidated	140058880	Premium Trust Bank	EKSG TSA	0080024718	7,485,398.63
50	Polaries Bank	CEI Part Time Programme Account	1750011529	Premium Trust Bank	EKSG TSA	0080024718	2,013,668.00
51	Keystone Bank	Pension Transition Arrangement	1005819286	Premium Trust Bank	EKSG TSA	0080024718	403,401,795.26
52	Keystone Bank	Office of the Auditor General for	1005568168	Premium Trust Bank	EKSG TSA	0080024718	6,056.22
53	Keystone Bank	Eksuth school of Nursing revenue A/C	1006891427	Premium Trust Bank	EKSG TSA	0080024718	210,005.78
54	Keystone Bank	EKSG Schl Ent. Board (Imprest AC)	1001191445	Premium Trust Bank	EKSG TSA	0080024718	200,537.75
55	Keystone Bank	Ekiti State Pry. Health care dev.	1001191177	Premium Trust Bank	EKSG TSA	0080024718	436,945.91
56	Unity Bank #071027473088	General Hospital Otun	0027012927	Premium Trust Bank	EKSG TSA	0080024718	189,703.65
57	Unity Bank #836658119458	Ekiti CMS/UDRF Overhead	0040745468	Premium Trust Bank	EKSG TSA	0080024718	28,038.24
58	Polaries Bank	Boundary Commiion recurrent	4060011849	Premium Trust Bank	EKSG TSA	0080024718	1,543,000.00
59	Keystone bank	Ekiti State IGR Collection Account	1005691967	Premium Trust Bank	EKSG TSA	0080024718	580,000.00
60	Keystone Bank	Christian Pilgrilms we4lfare Board	1000283242	Premium Trust Bank	EKSG TSA	0080024718	1,395,000.00

61	Steerlig Bank	Ekiti State Edu. Trust Fund Ekiti state	0065279480	Premium Trust Bank	EKSG TSA	0080024718	730,000.00
		TOTAL INFLOWS (A)					845,236,253.69

MDAs TSA SWEEPINGS (OUTFLOWS)

Transaction Details: Fund transfer - EKSG Bank Account Monitoring System

S/N	SOURCE BANK	SOURCE ACCOUNT NAME	SOURCE ACCOUNT NUMBER	BENEFICIARY BANK	BENEFICIARY ACCOUNT NAME	BENEFICIARY ACCOUNT NUMBER	AMOUNT (₦)
1	Premium Trust Bank	EKSG TSA	0080024718	First City Mnument Bank	Ministry of Health Data Bank Account, Ekiti State	0219503520	288,808.50
2	Premium Trust Bank	EKSG TSA	0080024718	Eco Bank	Bureau of Public procurement	2862013155	1,928.22
3	Premium Trust Bank	EKSG TSA	0080024718	Fidelity Bank	Bureau of Public Procurement	5030038877	5,901,006.96
4	Premium Trust Bank #284418798	EKSG TSA	0080024718	FIRST BANK	Ekiti State Revenue Collection	2008370400	215,079,776.82
5	Premium Trust Bank #344655134535	EKSG TSA	0080024718	UNION BANK	EKITI GOVT. SPECIALS	0003574525	3,712,803.19
6	Premium Trust Bank	EKSG TSA	0080024718	First Bank	Information Communication Tech. ICT	2018375385	3,326,864.14
7	Premium Trust Bank	EKSG TSA	0080024718	First Bank	IGR	2018375354	10,867,247.36
8	Premium Trust Bank	EKSG TSA	0080024718	ZENITH BANK	Ekiti Political and Eco. Dept. Capital	1016070494	5,226,941.28
9	Premium Trust Bank	EKSG TSA	0080024718	ZENITH BANK	Political and Eco Dept. Capital	1016070494	5,226,941.28
10	Premium Trust Bank	EKSG TSA	0080024718	First Bank	Information lcommuication Tech (ICT)	2018375385	3,326,864.14

REPORT OF THE ACCOUNTANT-GENERAL OF EKITI STATE FOR THE MID-YEAR ENDED 30TH JUNE, 2024

11	Premium Trust Bank	EKSG TSA	0080024718	First Bank	IGR	2018375354	10,867,246.00
12	Premium Trust Bank	EKSG TSA	0080024718	WEMA BANK	Bureau of Chieftaincy Affairs Concil of Traditional	0122643899	2,236,500.16
13	Premium Trust Bank	EKSG TSA	0080024718	WEMA BANK	Bureau of Chieftaincy Affairs	0122634882	13,823,286.14
14	Premium Trust Bank	EKSG TSA	0080024718	ACCESS BANK	MARD Cocoa Dev. D6038	0027076592	2,793,769.35
15	Premium Trust Bank	EKSG TSA	0080024718	FCMB	Ekiti Statte Taching Service Commission, Special Accoun	0537177025	581,333.82
16	Premium Trust Bank	EKSG TSA	0080024718	WEMA BANK	Teaching Service Commission	0122512496	938,831.89
17	Premium Trust Bank	EKSG TSA	0080024718	WEMA BANK	Ekiti Ministry of Health malria Elimination programme	0122879135	7,707,982.98
18	Premium Trust Bank	EKSG TSA	0080024718	Wema Bank	Primary Health Care Development	0121870166	1,163,329.42
19	Premium Trust Bank	EKSG TSA	0080024718	Access bank	Ministry of Health Special Account	0060015365	13,547,927.46
20	Premium Trust Bank	EKSG TSA	0080024718	Keystone Bank	Christian Pilgrims Welfare Board O	1000283242	720,000.00
21	Premium Trust Bank	EKSG TSA	0080024718	First City Monument Bank	Christian Pilgrims (savings Scheme)	3650655014	263,461.12
22	Premium Trust Bank	EKSG TSA	0080024718	Wema Bank	Ekiti State Traffic Mgt. Agency	0122088265	90,000.00
		TOTAL OUTFLOWS (B)		TOTAL (B)			307,692,850.23
		NET RECEIPT (TSA SWEEPING) (A-B)					537,543,403.46

SUPPLEMENTARY NOTE 6: SALARIES & WAGES (EMPLOYEES BENEFITS)

S/N	ADMINISTRATIVE Code	MINISTRY DEPARTMENT AND AGENCY	ACTUAL JAN. - JUNE, 2024	MID-YEAR BUDGET 2024	VARIANCE	ACTUAL JAN. - JUNE, 2023
			₦	₦	₦	₦
	10000000000	Administration Sector				
1	011100100100	Government House And Protocol	83,814,073.06	94,149,209.04	10,335,135.98	68,307,893.79
2	011100100200	Deputy Governor's Office	27,024,240.53	24,229,411.14	(2,794,829.39)	22,060,649.29
3	011100300100	Ekiti State Boundary Commission	9,202,508.48	6,525,211.24	(2,677,297.24)	5,989,975.08
4	011100400100	Ekiti State Sustainable Development Goal	11,195,642.06	9,253,806.85	(1,941,835.21)	9,291,631.66
5	011100500100	Ekiti State Micro Finance And Enterprise Development Agency	14,844,254.21	14,141,902.16	(702,352.05)	12,249,035.33
6	011100600100	Ekiti State Emergency Management Agency	10,049,885.99	8,936,637.96	(1,113,248.03)	8,130,622.43
7	011100700100	Ekiti State Bureau Of Public Procurement	32,279,024.00	22,212,690.25	(10,066,333.76)	21,665,342.21
8	011101000100	Office Of Transformation And Strategy	13,327,228.02	10,596,464.14	(2,730,763.88)	10,534,078.51
9	011102100100	Ekiti State Liaison Office Abuja	8,561,806.14	7,435,136.86	(1,126,669.29)	6,892,801.05
10	011102100500	Ekiti State Liaison Office Lagos	10,119,922.44	8,466,769.43	(1,653,153.02)	7,897,166.56
11	011103300100	Ekiti State Aid Control Agency	7,284,140.94	6,340,052.88	(944,088.06)	6,341,539.29
12	011103700100	Muslim Pilgrim Board	5,139,056.24	4,865,873.50	(273,182.75)	4,265,209.82
13	011103800100	Christian Pilgrim Board	6,137,025.12	7,313,556.06	1,176,530.94	6,645,044.64
14	011111200100	General Adminsitration Department	135,849,295.85	61,394,232.59	(74,455,063.26)	51,462,346.43
15	011111300100	Ekiti State Pension Commission	17,404,019.95	12,346,504.54	(5,057,515.41)	10,312,280.26
16	011111300200	Pension Transition Arrangement Department	19,785,227.70	17,031,028.47	(2,754,199.23)	14,198,933.77
17	011113200100	Inter-Governmental And Integration Affairs	-	-	-	-
18	011200100100	Ekiti State House Of Assembly	307,194,947.48	312,426,695.34	5,231,747.86	243,799,522.86
19	012300100100	Ministry Of Information And Value Orientation	57,167,980.78	53,152,722.96	(4,015,257.83)	47,100,731.95
20	012300300100	Broadcasting Service Of Ekiti State	125,015,330.96	109,590,062.84	(15,425,268.12)	98,405,429.89
21	012500600100	Office Of Establishment And Service Matters	47,449,172.86	38,740,304.87	(8,708,867.99)	33,390,366.09
22	012500700100	Office Of Capacity Development And Reform	15,828,349.99	9,550,837.44	(6,277,512.55)	9,562,074.97
23	014000100100	Ekiti State Auditor General Office	52,983,481.77	47,378,498.94	(5,604,982.83)	42,406,541.12
24	014000200100	Local Government Auditor General Office	20,601,289.31	20,320,275.13	(281,014.18)	17,900,810.87
25	014700100100	Ekiti State Civil Service Commission	24,558,416.33	20,665,399.65	(3,893,016.69)	18,408,338.09
26	014800100100	Ekiti State Independence Electoral Commission	50,440,482.41	44,499,705.50	(5,940,776.91)	40,608,578.00
27	016101300200	Political And Economic Affairs	980,633,086.76	798,247,455.65	(182,385,631.11)	406,969,288.61
28	016101700100	Cabinet And Special Services	19,672,834.10	18,363,761.86	(1,309,072.25)	16,556,372.85
		TOTAL ADMINISTRATION SECTOR	2,113,562,723.48	1,788,174,207.24	(325,388,516.24)	1,241,352,605.42

SUPPLEMENTARY NOTE 6: SALARIES & WAGES (EMPLOYEES BENEFITS)

S/N	ADMINISTRATIVE Code	MINISTRY DEPARTMENT AND AGENCY	ACTUAL JAN. - JUNE, 2024	MID-YEAR BUDGET 2024	VARIANCE	ACTUAL JAN. - JUNE, 2023
			₦	₦	₦	₦
					-	
	020000000000	ECONOMIC SECTOR			-	
29	021500100100	Ministry Of Agriculture And Food Security	289,657,182.71	226,186,253.72	(63,470,929.00)	203,090,730.45
30	021510200100	Agricultural Development Programme	98,485,480.74	81,711,709.77	(16,773,770.97)	81,959,620.17
31	021510900100	Ekiti State Forestry Commission	80,120,239.66	46,774,701.00	(33,345,538.67)	46,611,391.30
32	021511000100	Fountain Marketing Agricultural Agency	18,038,580.38	21,521,797.80	3,483,217.42	14,639,841.42
33	021511700100	Directorate Of Farm Settlement And Peasant Farmer Devt.	12,452,348.55	9,798,684.80	(2,653,663.76)	9,786,028.29
34	022000100100	Ministry Of Finance	40,579,302.25	40,638,772.98	59,470.73	28,355,855.75
35	022000700100	Office Of The Accountant General	91,710,989.15	560,645,703.43	468,934,714.28	76,455,330.88
36	022000701100	Central Internal Audit	12,793,868.36	8,336,383.96	(4,457,484.40)	8,148,602.01
37	022000800100	Ekiti State Board Of Internal Revenue Service	38,124,010.72	-	(38,124,010.72)	36,639,370.38
38	022000800200	Signage And Advertisement Agency	7,110,753.14	8,647,784.65	1,537,031.51	5,255,957.29
39	022200100100	Ministry Of Investment, Trade And Innovations	118,500,672.19	97,392,306.06	(21,108,366.14)	86,763,833.78
40	022700100100	Bureau Of Employment, Labour And Productivity	8,396,347.21	5,336,067.88	(3,060,279.33)	5,253,120.48
41	022700700100	Job Creation And Employment Agency	6,421,714.55	5,351,246.27	(1,070,468.29)	4,864,468.66
42	022800100100	Bureau Of Information, Communication And Technology (ICT)	19,969,397.08	13,163,639.32	(6,805,757.77)	13,096,426.49
43	023100100100	Ekiti State Electricity Board	53,458,285.00	44,813,716.34	(8,644,568.67)	39,572,155.38
44	023300100100	Ekiti State Mineral Resources Development Agency	11,304,585.53	8,424,169.47	(2,880,416.06)	8,138,112.14
45	023400100100	Ministry Of Works And Transportation	190,925,359.79	132,094,651.57	(58,830,708.22)	144,203,409.50
46	023400100300	Ekiti State Traffic Management Agency	29,077,439.70	19,845,436.69	(9,232,003.02)	19,720,551.81
47	023400100400	Ekiti State Public Works Corporation	18,008,915.62	15,599,285.41	(2,409,630.21)	14,057,191.25
48	023600100100	Ministry Of Arts, Culture And Tourism Development	53,521,453.39	47,641,199.26	(5,880,254.13)	44,527,851.82
49	023800100100	Ministry Of Budget And Economic Planning	51,757,135.87	43,603,514.18	(8,153,621.69)	39,766,723.33
50	023800200100	State Bureau Of Statistics	21,006,874.92	17,667,930.35	(3,338,944.57)	16,085,608.91
51	025000100100	Fiscal Responsibility Commission	10,863,937.41	6,967,357.53	(3,896,579.89)	6,991,393.49
52	025200100100	Ekiti State Water Corporation	146,868,503.08	103,902,105.06	(42,966,398.02)	139,306,216.22
53	025200100200	State Rural Water Supply And Sanitation Agency	22,959,826.06	20,353,372.88	(2,606,453.19)	18,443,594.30
54	025300000000	Ministry Of Housing And Urban Development	43,953,945.97	48,211,426.48	4,257,480.51	27,593,430.56
55	025301000100	Ekiti State Housing Corporation	52,781,841.31	47,676,402.81	(5,105,438.50)	43,070,263.79
56	026000100100	Bureau Of Lands	41,510,407.12	34,218,830.87	(7,291,576.25)	34,920,624.59
57	026000100200	Office Of Surveyor General	22,667,532.97	19,308,309.06	(3,359,223.91)	18,075,379.25
58	026000100400	Urban Renewal Agency	7,393,513.89	8,158,443.93	764,930.04	7,801,793.08
59	026100100100	Ministry Of Infrastructure And Public Utilities	66,101,177.88	50,028,064.32	(16,073,113.57)	47,302,728.20
		TOTAL ECONOMIC SECTOR	1,686,521,622.20	1,794,019,267.78	107,497,645.58	1,290,497,604.97

SUPPLEMENTARY NOTE 6: SALARIES & WAGES (EMPLOYEES BENEFITS)

S/N	ADMINISTRATIVE Code	MINISTRY DEPARTMENT AND AGENCY	ACTUAL JAN. - JUNE, 2024	MID-YEAR BUDGET 2024	VARIANCE	ACTUAL JAN. - JUNE, 2023
			N	N	N	N
					-	
	030000000000	LAW & JUSTICE SECTOR			-	
60	031800100100	The Judiciary	-	-	-	
61	031801100100	Ekiti State Judicial Service Commission	-	-	-	
62	032600000000	Ministry Of Justice	118,531,920.78	114,619,546.78	(3,912,374.00)	104,589,816.35
63	032600100100	Ekiti State Citizen's Right	-	-	-	
64	032600100200	Office Of Public Defender	5,014,359.08	4,276,764.89	(737,594.20)	4,326,540.39
65	032600100300	Ekiti State Law Reform Commission	-	-	-	
		TOTAL LAW & JUSTICE SECTOR	123,546,279.86	118,896,311.67	(4,649,968.20)	108,916,356.74
					-	
	040000000000	REGIONAL SECTOR			-	
66	045102100100	Ministry Of Regional and Special Duties	8,977,283.49	7,129,758.48	(1,847,525.02)	7,609,695.25
67	045102100200	Serve EKS Steering Committee	-	-	-	0
68	045102100300	Serve EKS	-	-	-	0
69	045102100400	Subvention To Dawn Commission	-	-	-	0
		TOTAL REGIONAL SECTOR	8,977,283.49	7,129,758.48	(1,847,525.02)	7,609,695.25
					-	
	050000000000	SOCIAL SECTOR			-	
70	051300100100	Ministry Of Youth And Sport Development	14,752,612.31	11,529,613.12	(3,222,999.19)	11,324,039.89
71	051305200100	Ekiti State Sport Council	45,369,724.52	37,658,499.45	(7,711,225.07)	34,414,181.46
72	051305300100	Ekiti State Office Of Disability	16,595,714.19	11,500,997.50	(5,094,716.70)	11,285,290.66
73	051400100100	Ministry Of Women Affairs, Gender Empowerment And Social Welfare	54,140,625.36	42,274,418.67	(11,866,206.70)	38,216,078.64
74	051700100100	Ministry Of Education, Science And Technology	342,614,945.88	287,804,776.55	(54,810,169.34)	259,081,742.68
75	051700100400	Ekiti State Libabry Board	12,726,819.54	10,161,400.55	(2,565,419.00)	9,458,195.40
76	051700100500	Education Trust Funds	10,581,673.87	10,568,407.96	(13,265.91)	9,712,537.36
77	051700100600	State Universal Basic Education Board	317,571,932.70	193,831,513.59	(123,740,419.12)	171,691,509.58
78	051701000100	Agency For Adult And Non Formal Education	18,350,834.26	16,488,668.67	(1,862,165.59)	14,116,785.88
79	051702600100	School Of Agriculture And Enterprise Agency	5,628,634.70	4,633,759.24	(994,875.47)	4,104,501.32
80	051705300100	Ekiti State Board For Technical And Vocational Education	82,552,428.67	69,178,673.72	(13,373,754.96)	64,856,115.25
81	051705400100	Ekiti State Scholarship Board	6,060,562.48	5,737,544.88	(323,017.60)	4,783,676.41
82	051705500100	Ekiti State Teaching Service Commission	6,060,557,468.11	5,081,636,763.21	(978,920,704.91)	4,614,193,327.47
83	051705500100	Teaching Staff)	62,263,875.59	63,437,336.59	1,173,461.00	55,709,924.26
84	052100100100	Ministry Of Health And Human Services	154,803,399.56	144,254,889.70	(10,548,509.86)	126,257,264.85
85	052100200100	Ekiti State Health Insurance Scheme	14,655,203.38	10,632,926.66	(4,022,276.72)	10,613,998.88
86	052100300100	Primary Healthcare Development	100,500,009.30	59,107,399.65	(41,392,609.66)	57,086,227.66

SUPPLEMENTARY NOTE 6: SALARIES & WAGES (EMPLOYEES BENEFITS)

S/N	ADMINISTRATIVE Code	MINISTRY DEPARTMENT AND AGENCY	ACTUAL JAN. - JUNE, 2024	MID-YEAR BUDGET 2024	VARIANCE	ACTUAL JAN. - JUNE, 2023
			N	N	N	N
87	052110200100	Hospital Management Board	2,090,608,033.57	1,726,452,530.33	(364,155,503.24)	1,590,062,570.12
88	052110400100	Central Medical Stores (EKITI DRUGS HEALTH SUPPLIES MANAGEMENT	10,562,152.20	9,838,436.17	(723,716.03)	9,210,948.32
89	053500100100	Ministry Of Environment	83,087,628.53	38,166,217.81	(44,921,410.73)	43,193,350.39
90	053501600100	State Environmental Protection Agency	9,914,895.26	9,317,579.11	(597,316.15)	8,833,351.34
91	053505300100	Ekiti State Waste Management Board	17,156,195.51	13,398,035.22	(3,758,160.30)	11,709,502.10
92	055100100100	Ministry Of Local Government Affairs	33,836,391.09	25,293,560.28	(8,542,830.82)	21,808,354.58
93	055100200100	Bureau Of Chieftaincy Affairs	12,972,535.29	12,527,697.11	(444,838.18)	13,258,030.59
94	055100300100	Bureau Of Rural And Community Development	21,187,259.11	16,740,291.03	(4,446,968.08)	16,378,897.87
		TOTAL SOCIAL SECTOR	9,599,051,554.98	7,912,171,936.71	(1,686,879,618.28)	7,211,360,402.96
					-	
		SUMMARY OF PERSONNEL COST ON SECTOR			-	
	A	ADMINISTRATION SECTOR	2,113,562,723.48	1,788,174,207.24	(325,388,516.24)	1,241,352,605.42
	B	ECONOMIC SECTOR	1,686,521,622.20	1,794,019,267.78	107,497,645.58	1,290,497,604.97
	C	LAW AND JUSTICE SECTOR	123,546,279.86	118,896,311.67	(4,649,968.20)	108,916,356.74
	D	REGIONAL SECTOR	8,977,283.49	7,129,758.48	(1,847,525.02)	7,609,695.25
	E	SOCIAL SECTOR	9,599,051,554.98	7,912,171,936.71	(1,686,879,618.28)	7,211,360,402.96
		TOTAL (A)	13,531,659,464.01	11,620,391,481.87	(1,911,267,982.15)	9,859,736,665.34
	SUPPLEMENTARY NOTE 6B: EMPLOYEES BENEFITS					
		CORPERS ALLOWANCE	28,803,248.65	-		14,922,006.36
		REPATRIATION	9,498,106.50	-		6,623,701.39
		LOCUM/INTERN	5,331,552.15	-		-
		TOTAL (B)	43,632,907.30	-		21,545,707.75
		GRAND TOTAL OF CASH (A+B)	13,575,292,371.31	11,620,391,481.87		9,881,282,373.09

SUPPLEMENTARY NOTE 7: OVERHEAD COST

S/N	ADMINISTRATIVE Code	MINISTRY DEPARTMENT AND AGENCY	TRAVEL & TRANSPORT -	UTILITIES - GENERAL	MATERIALS & SUPPLIES -	MAINTENANCE SERVICES -	TRAINING - GENERAL	OTHER SERVICES - GENERAL	CONSULTING & PROFESSIONAL	FUEL & LUBRICANTS -	MISCELLANEOUS EXPENSES	ACTUAL JAN. - JUNE, 2024	MID-YEAR BUDGET 2024	VARIANCE	ACTUAL JAN. - JUNE, 2023
			220201	220202	220203	220204	220205	220206	220207	220208	220210				
			N	N	N	N	N	N	N	N	N	N	N	N	N
1	011100100100	Government House And Protocol	4,025,476,808.06	-	2,348,799,754.96	1,015,542,243.73	177,600,782.37	-	-	-	1,971,382,675.67	9,538,802,264.79	3,254,351,882.90	(6,284,450,381.90)	2,798,983,117.96
2	011100100200	Deputy Governor's Office	74,236,250.00	-	8,107,200.00	9,149,000.00	1,298,000.00	-	-	-	23,291,020.00	116,081,470.00	109,894,279.09	(6,187,190.92)	111,320,400.00
3	011100200100	Special Adviser On Investment	-	-	-	-	-	-	-	-	-	-	1,500,000.00	1,500,000.00	-
4	011100200200	Special Adviser To The Governor On Federal Matters	-	-	-	-	-	-	-	-	-	-	27,650,000.00	27,650,000.00	-
5	011100200300	Special Adviser On Allied Matters	-	-	-	-	-	-	-	-	-	-	-	-	-
6	011100200400	Special Adviser On Tertiary Institutions	-	-	-	-	-	-	-	-	-	-	-	-	-
7	011100200500	Special Adviser Governance, Reforms & Innovation	-	-	-	-	-	-	-	-	-	-	-	-	30,000,000.00
8	011100200600	Senior Sepcial Adviser Policy, Startegy And Speeches	-	-	-	-	-	-	-	-	-	-	-	-	-
9	011100200700	Special Adviser Governor Office	-	-	-	-	-	-	-	-	-	-	-	-	-
10	011100200800	Special Adviser Communication And Strategy	-	-	-	-	-	-	-	-	-	-	-	-	-
11	011100200900	Special Adviser Policy And Documentation	-	-	-	-	-	-	-	-	-	-	-	-	-
12	011100201000	Special Adviser Mobilization, Urban And Rural	-	-	-	-	-	-	-	-	-	-	-	-	-
13	011100201100	Special Adviser NGO	-	-	-	-	-	-	-	-	-	-	-	-	-
14	011100201200	Special Assistant Protocol	-	-	-	-	-	-	-	-	-	-	-	-	-
15	011100201300	Senior Special Assistant National Assembly	-	-	-	-	-	-	-	-	-	-	-	-	-
16	011100201400	DG Development Partnership	750,000.00	-	750,000.00	750,000.00	-	-	-	-	750,000.00	3,000,000.00	5,000,000.00	2,000,000.00	-
17	011100201500	Special Adviser On Social Investment	2,037,000.00	-	668,000.00	299,500.00	350,000.00	-	-	-	170,500.00	3,525,000.00	2,500,000.00	(1,025,000.00)	1,325,000.00
18	011100201600	Special Adviser On Economic Matters	-	-	-	-	-	-	-	-	-	-	-	-	-
19	011100201700	Office Of The Senior Special Assistant (Special Duties)	-	-	-	-	-	-	-	-	-	-	-	-	-
20	011100201800	Office Of The SSA (Tourism)	-	-	-	-	-	-	-	-	-	-	-	-	-
21	011100201900	Capital Development Authority	-	-	-	-	-	-	-	-	-	-	12,500,000.00	12,500,000.00	-
22	011100300100	Ekiti State Boundary Commission	994,700.00	-	257,500.00	297,800.00	80,000.00	-	-	-	110,000.00	1,740,000.00	1,500,000.00	(240,000.00)	1,105,000.00
23	011100300200	Boundary Technical Committee	327,800.00	-	121,400.00	195,520.00	45,000.00	-	-	-	180,280.00	870,000.00	1,000,000.00	130,000.00	842,000.00
24	011100400100	Ekiti State Sustainable Development Goal	1,580,000.00	-	983,000.00	1,020,000.00	170,000.00	-	-	-	550,000.00	4,303,000.00	3,126,961.35	(1,176,038.65)	1,915,000.00
25	011100400200	Development Relation	42,000.00	-	60,000.00	20,000.00	12,000.00	-	-	-	82,000.00	216,000.00	373,038.65	157,038.65	360,000.00
26	011100400300	CGS To LGAs Track	605,000.00	-	160,000.00	90,000.00	22,000.00	-	-	-	719,000.00	1,596,000.00	1,500,000.00	(96,000.00)	1,260,000.00

SUPPLEMENTARY NOTE 7: OVERHEAD COST

S/N	ADMINISTRATIVE Code	MINISTRY DEPARTMENT AND AGENCY	TRAVEL & TRANSPORT -	UTILITIES - GENERAL	MATERIALS & SUPPLIES -	MAINTENANCE SERVICES -	TRAINING - GENERAL	OTHER SERVICES - GENERAL	CONSULTING & PROFESSIONAL	FUEL & LUBRICANTS -	MISCELLANEOUS EXPENSES	ACTUAL JAN. - JUNE, 2024	MID-YEAR BUDGET 2024	VARIANCE	ACTUAL JAN. - JUNE, 2023
			220201	220202	220203	220204	220205	220206	220207	220208	220210				
			N	N	N	N	N	N	N	N	N	N	N	N	N
27	011100500100	Ekiti State Micro Finance And Enterprise Development Agency	589,375.00	-	124,625.00	148,000.00	28,000.00	-	-	-	70,000.00	960,000.00	1,532,006.73	572,006.73	770,000.00
28	011100500200	Ekiti State Enterprise Development Agency	574,800.00	5,000.00	185,600.00	87,100.00	-	-	-	-	71,500.00	924,000.00	1,000,000.00	76,000.00	378,000.00
29	011100600100	Ekiti State Emergency Management Agency	5,590,000.00	-	257,000.00	265,000.00	-	-	-	-	438,000.00	6,550,000.00	10,000,000.00	3,450,000.00	2,595,000.00
30	011100600200	Control Monitoring And Disaster Site	480,000.00	-	-	-	-	-	-	-	-	480,000.00	351,771.89	(128,228.11)	360,000.00
31	011100700100	Ekiti State Bureau Of Public Procurement	4,000,000.00	-	1,990,000.00	2,000,000.00	482,000.00	-	-	-	1,498,000.00	9,970,000.00	5,000,000.00	(4,970,000.00)	1,800,000.00
32	011100700200	Supervision And Monitoring Of Projects	1,020,000.00	-	580,000.00	320,000.00	220,000.00	-	-	-	-	2,140,000.00	3,000,000.00	860,000.00	1,350,000.00
33	011100800100	Office Of Economic Preservation And General Enforcement	-	-	-	-	-	-	-	-	-	-	300,000.00	300,000.00	225,000.00
34	011100800200	Safe City	1,029,000.00	-	950,000.00	950,000.00	340,000.00	-	-	-	443,000.00	3,712,000.00	3,758,091.57	46,091.56	2,880,000.00
35	011101000100	Office Of Transformation And Service Delivery	5,055,000.00	-	2,429,400.00	935,300.00	20,200,000.00	-	-	-	892,300.00	29,512,000.00	15,000,000.00	(14,512,000.00)	3,330,000.00
36	011101000200	Civil Service Transformation	170,000.00	-	134,000.00	82,000.00	426,000.00	-	-	-	-	812,000.00	1,350,000.00	538,000.00	630,000.00
37	011101000300	Transformation, Monitoring and Compliance	2,290,000.00	-	500,000.00	1,355,000.00	400,000.00	-	-	-	1,455,000.00	6,000,000.00	7,500,000.00		
38	011102100100	Ekiti State Liaison Office Abuja	5,291,000.00	1,470,049.50	523,900.00	927,000.00	-	26,300.00	-	-	8,485,800.00	16,724,049.50	20,000,000.00	3,275,950.50	12,818,956.00
39	011102100200	Ekiti State Governor Lodge Abuja	73,000.00	-	18,000.00	95,000.00	-	-	-	-	210,000.00	396,000.00	1,500,000.00	1,104,000.00	990,000.00
40	011102100300	Deputy Governor Lodge Abuja	140,000.00	-	40,000.00	-	-	-	-	-	-	180,000.00	1,000,000.00	820,000.00	450,000.00
41	011102100400	Maintenance Of Liaison Office Staff Quarters Abuja	100,000.00	-	-	70,000.00	-	-	-	-	10,000.00	180,000.00	1,600,000.00	1,420,000.00	450,000.00
42	011102100500	Ekiti State Liaison Office Lagos	6,591,000.00	-	440,000.00	60,000.00	60,000.00	-	-	-	1,925,600.00	9,076,600.00	7,179,271.29	(1,897,328.72)	7,154,000.00
43	011102100600	Ekiti State Liaison Office Akure	300,000.00	-	150,000.00	120,000.00	-	-	-	-	300,000.00	870,000.00	1,033,778.62	163,778.62	675,000.00
44	011103300100	Ekiti State Aid Control Agency	1,058,500.00	-	1,599,700.00	80,000.00	245,400.00	-	-	-	202,400.00	3,186,000.00	5,014,000.00	1,828,000.00	648,000.00
45	011111300300	Pension Department	420,000.00	-	55,750.00	12,500.00	58,000.00	-	-	-	613,750.00	1,160,000.00	1,500,000.00	340,000.00	900,000.00
46	011103700100	Muslim Pilgrim Board	77,167,300.00	-	540,000.00	250,000.00	85,000.00	-	-	-	-	78,042,300.00	20,000,000.00	(58,042,300.00)	3,868,500.00
47	011103800100	Christian Pilgrim Board	1,071,500.00	-	229,500.00	161,500.00	-	11,497,000.00	-	-	217,500.00	13,177,000.00	12,541,061.42	(635,938.59)	1,837,000.00
48	01110100100	Bureau Of Special Projects	3,666,500.00	-	548,000.00	501,500.00	284,000.00	-	-	-	-	5,000,000.00	2,511,390.72	(2,488,609.28)	1,350,000.00
49	011105000100	Office Of The Chief Of Staff	2,448,000.00	-	2,856,000.00	1,632,000.00	-	-	-	-	1,224,000.00	8,160,000.00	6,202,671.69	(1,957,328.31)	4,320,000.00
50	011111100100	Public Private Partnership	10,000.00	-	150,000.00	-	-	-	-	-	176,000.00	336,000.00	361,822.52	25,822.52	315,000.00
51	011111200100	General Admsitration Department	13,244,240.00	-	1,775,250.00	70,594,200.00	-	-	-	-	988,010.00	86,601,700.00	300,447,422.00	213,845,722.00	349,016,000.00
52	011111200200	Petroleum Product Consumer Protection Agency	1,249,000.00	-	46,000.00	34,000.00	-	-	-	-	296,000.00	1,625,000.00	766,688.81	(858,311.20)	450,000.00
53	011111200300	Utility Service Department	525,200.00	-	21,000.00	-	-	-	-	-	221,800.00	768,000.00	616,889.31	(151,110.70)	450,000.00
54	011111200400	Government Asset Unit	554,000.00	-	40,750.00	260,000.00	-	-	-	-	305,250.00	1,160,000.00	646,111.64	(513,888.37)	900,000.00

SUPPLEMENTARY NOTE 7: OVERHEAD COST

S/N	ADMINISTRATIVE Code	MINISTRY DEPARTMENT AND AGENCY	TRAVEL & TRANSPORT -	UTILITIES - GENERAL	MATERIALS & SUPPLIES -	MAINTENANCE SERVICES -	TRAINING - GENERAL	OTHER SERVICES - GENERAL	CONSULTING & PROFESSIONAL	FUEL & LUBRICANTS -	MISCELLANEOUS EXPENSES	ACTUAL JAN. - JUNE, 2024	MID-YEAR BUDGET 2024	VARIANCE	ACTUAL JAN. - JUNE, 2023
			220201	220202	220203	220204	220205	220206	220207	220208	220210				
			N	N	N	N	N	N	N	N	N	N	N	N	N
55	011111200500	Office Of Chief Of Protocol (SCOP)	-	-	-	-	-	-	-	-	-	-	-	-	-
56	011111200600	Maintenance Of Governor's Lodge (Gh&P)	-	-	-	-	-	-	-	-	-	-	500,000.00	500,000.00	-
57	011111200700	Secretariat, Office of the Governor	1,640,000.00	-	2,920,000.00	3,200,000.00	-	-	-	-	240,000.00	8,000,000.00	5,671,424.35	(2,328,575.66)	3,900,000.00
58	011111200800	AUDA-NEPAD	122,000.00	-	72,000.00	48,000.00	-	-	-	-	48,000.00	290,000.00	258,444.66	(31,555.35)	225,000.00
59	011111200900	Open Governor Partnership (OGP Activities)	415,000.00	-	60,000.00	90,000.00	-	-	-	-	15,000.00	580,000.00	2,516,889.31	1,936,889.31	450,000.00
60	011111201000	3 SSAs Special Projects (for 3 Senatorial Districts)	-	-	-	-	-	-	-	-	-	-	-	-	-
61	011111201100	SSA Diaspora	-	-	-	-	-	-	-	-	-	-	-	-	-
62	011111201200	SSA Statistics	-	-	-	-	-	-	-	-	-	-	-	-	-
63	011111201300	SSA Development Partnership	-	-	-	-	-	-	-	-	-	-	5,000,000.00	5,000,000.00	-
64	011111201300	Citizenship Engagement Office (GH&P)	-	-	-	-	-	-	-	-	-	-	1,033,778.62	1,033,778.62	-
65	011111300100	Ekiti State Pension Commission	3,137,680.00	-	5,849,000.00	3,635,500.00	4,466,635.00	-	-	-	101,000.00	17,189,815.00	10,597,248.01	(6,592,566.99)	10,900,000.00
66	011111300200	Pension Transition Arrangement Department	514,000.00	-	1,098,650.00	136,050.00	131,500.00	-	-	-	1,749,800.00	3,630,000.00	2,300,875.32	(1,329,124.68)	2,575,000.00
67	011111400100	Chief Press Secretary	24,300,000.00	-	42,000,000.00	11,650,000.00	-	-	-	-	6,650,000.00	84,600,000.00	44,868,863.49	(39,731,136.52)	25,000,000.00
68	011113200100	Inter-Governmental And Integration Affairs	945,000.00	-	165,000.00	470,000.00	-	140,000.00	-	-	170,000.00	1,890,000.00	2,500,000.00	610,000.00	1,080,000.00
69	011200100100	Ekiti State House Of Assembly	329,198,038.26	-	2,568,800.00	85,848,000.00	178,602,524.37	9,733,675.12	-	2,450,000.00	253,645,663.00	862,046,700.75	989,297,891.31	127,251,190.56	466,181,596.40
70	011200200100	House Of Assembly Service Commission	-	-	-	-	-	-	-	-	20,000,000.00	20,000,000.00	42,958,135.43	22,958,135.43	7,500,000.00
71	011200100200	Legislative Service Loans Board	-	-	-	-	-	-	-	-	-	-	2,500,000.00		
72	012300100100	Ministry Of Information And Value Orientation	3,293,376.00	-	290,000.00	937,800.00	5,000,000.00	7,000,000.00	-	-	180,000.00	16,701,176.00	7,923,560.46	(8,777,615.54)	2,700,000.00
73	012300300100	Broadcasting Service Of Ekiti State	389,754.29	-	368,517.35	415,175.81	226,502.22	-	-	-	117,681.00	1,517,630.67	34,848,932.43	33,331,301.76	50,602,879.45
74	012500100100	Head Of Service	16,845,000.00	-	599,600.00	802,000.00	-	-	-	-	3,744,400.00	21,991,000.00	16,256,455.88	(5,734,544.13)	14,295,000.00
75	012500500100	Public Service Coordinating Unit	270,000.00	-	132,000.00	180,000.00	220,000.00	-	-	-	300,000.00	1,102,000.00	1,002,089.69	(99,910.31)	855,000.00
76	012500600100	Office Of Establishment And Service Matters	9,899,500.00	-	5,074,000.00	570,000.00	280,000.00	-	-	-	8,272,000.00	24,095,500.00	20,000,000.00	(4,095,500.00)	15,469,000.00
77	012500600200	Establishment And Management Services	800,000.00	-	350,000.00	310,000.00	100,000.00	-	-	-	-	1,560,000.00	1,250,000.00	(310,000.00)	900,000.00
78	012500600300	Staff Matter And Industrial Relation	820,000.00	-	320,000.00	240,000.00	-	-	-	-	-	1,380,000.00	750,000.00	(630,000.00)	450,000.00
79	012500600400	Labour And Industrial Relation	16,900,000.00	-	7,726,850.00	2,380,000.00	260,000.00	-	-	-	12,660,000.00	39,926,850.00	42,783,365.04	2,856,515.04	26,015,400.00
80	012500600500	Hosting of Public Service Games	490,000.00	-	-	-	-	-	-	-	-	490,000.00	500,000.00	10,000.00	225,000.00

SUPPLEMENTARY NOTE 7: OVERHEAD COST

S/N	ADMINISTRATIVE Code	MINISTRY DEPARTMENT AND AGENCY	TRAVEL & TRANSPORT -	UTILITIES - GENERAL	MATERIALS & SUPPLIES -	MAINTENANCE SERVICES -	TRAINING - GENERAL	OTHER SERVICES - GENERAL	CONSULTING & PROFESSIONAL	FUEL & LUBRICANTS -	MISCELLANEOUS EXPENSES	ACTUAL JAN. - JUNE, 2024	MID-YEAR BUDGET 2024	VARIANCE	ACTUAL JAN. - JUNE, 2023
			220201	220202	220203	220204	220205	220206	220207	220208	220210				
			N	N	N	N	N	N	N	N	N	N	N	N	N
81	012500600600	Peer Review Service Programme For HOS And PS	280,000.00	-	280,000.00	-	-	-	-	-	1,180,000.00	1,740,000.00	1,650,000.00	(90,000.00)	1,350,000.00
82	012500600700	Staff Housing Loan Board	220,000.00	-	10,000.00	240,000.00	30,000.00	-	-	-	35,000.00	535,000.00	300,000.00	(235,000.00)	225,000.00
83	012500600800	Nigeria Legion	-	-	-	-	-	-	-	-	-	-	-	-	-
84	012500700100	Ministry Of Capacity Development And Training	3,067,500.00	-	530,000.00	140,600.00	-	-	-	-	945,500.00	4,683,600.00	50,000,000.00	45,316,400.00	16,068,000.00
85	012500700200	Training And Man Power Department	374,000.00	-	136,000.00	10,000.00	-	-	-	-	150,000.00	670,000.00	600,000.00	(70,000.00)	450,000.00
86	012500700300	Staff Development Centre	843,000.00	-	52,500.00	-	-	-	-	-	162,500.00	1,058,000.00	1,000,000.00	(58,000.00)	450,000.00
87	014000100100	Ekiti State Auditor General Office	7,341,390.00	-	5,622,951.14	2,076,554.63	9,280,967.32	-	-	-	1,500,000.00	25,821,863.09	25,811,887.23	(9,975.86)	23,716,750.98
88	014000100200	Pension And Gratuities	100,000.00	-	70,091.54	60,000.00	60,000.00	-	-	-	-	290,091.54	330,234.84	40,143.30	325,000.00
89	014000100300	Government Account Management Units	100,000.00	-	70,091.54	60,000.00	60,000.00	-	-	-	-	290,091.54	330,234.84	40,143.30	325,000.00
90	014000100400	Auditing Of Secondary Schools In Ekiti	520,000.00	-	300,000.00	520,549.18	400,000.00	-	-	-	-	1,740,549.18	1,981,409.01	240,859.83	1,950,000.00
91	014000100500	Monitoring And Special Audit Department	190,000.00	-	120,183.06	210,000.00	60,000.00	-	-	-	-	580,183.06	660,469.67	80,286.61	650,000.00
92	014000200100	Local Government Auditor General Office	9,200,000.00	-	1,300,000.00	4,066,666.66	5,390,000.00	-	-	-	709,999.98	20,666,666.64	25,000,000.00	4,333,333.36	4,693,710.84
93	014000300100	Ekiti State Audit Service Commission	3,001,500.00	-	3,015,216.70	3,235,000.00	3,437,500.00	-	-	-	3,160,000.00	15,849,216.70	15,000,000.00	(849,216.70)	7,847,650.10
94	014500100100	Public Complaint Commission	154,705.90	-	122,941.18	251,764.72	101,764.72	-	-	-	58,823.48	690,000.00	258,444.66	(431,555.35)	225,000.00
95	014700100100	Ekiti State Civil Service Commission	6,493,300.00	-	370,200.00	1,236,000.00	-	-	-	-	6,476,500.00	14,576,000.00	25,000,000.00	10,424,000.00	9,700,000.00
96	014700100200	Personnel Department	842,000.00	-	242,700.00	78,000.00	-	-	-	-	53,300.00	1,216,000.00	750,000.00	(466,000.00)	540,000.00
97	014700100300	Appointment Department	741,400.00	-	183,500.00	162,900.00	26,000.00	-	-	-	102,200.00	1,216,000.00	750,000.00	(466,000.00)	540,000.00
98	014800100100	Ekiti State Independence Electoral Commission	8,210,500.00	-	321,500.00	448,000.00	180,000.00	-	-	-	30,000.00	9,190,000.00	11,000,000.00	1,810,000.00	4,500,000.00
99	016100100100	Secretary To The State Government	16,295,000.00	-	8,000,000.00	7,631,500.00	-	-	-	-	7,280,000.00	39,206,500.00	40,000,000.00	793,500.00	30,064,500.00
100	016101300200	Political And Economic Affairs	4,050,000.00	-	1,444,775.00	1,307,700.00	-	-	-	-	220,955,573.47	227,758,048.47	450,000,000.00	222,241,951.53	182,069,138.98
101	016101300300	Economic P & E	-	-	-	-	-	-	-	-	-	-	516,889.31	516,889.31	450,000.00
102	016101300400	Political And Inter-Party	3,150,000.00	-	777,000.00	630,000.00	-	-	-	-	33,593,000.00	38,150,000.00	20,531,991.93	(17,618,008.07)	26,800,000.00
103	016101300500	Quarterly Legislative Executive	-	-	-	-	-	-	-	-	-	-	300,000.00	300,000.00	-
104	016101300600	Policy And Strategy	-	-	-	-	-	-	-	-	-	-	300,000.00	300,000.00	-
105	016101300700	NIREC	500,000.00	-	80,000.00	-	-	-	-	-	1,300,000.00	1,880,000.00	1,750,000.00	(130,000.00)	1,450,000.00
106	016101300800	Parastatals Affair Department	1,536,000.00	-	380,000.00	644,000.00	-	-	-	-	340,000.00	2,900,000.00	3,000,000.00	100,000.00	2,250,000.00
107	016101700100	Cabinet And Special Services	4,400,000.00	-	7,975,360.00	6,100,000.00	3,370,540.00	6,383,540.00	-	-	8,055,360.00	36,284,800.00	39,400,257.78	3,115,457.78	23,611,900.00

SUPPLEMENTARY NOTE 7: OVERHEAD COST

S/N	ADMINISTRATIVE Code	MINISTRY DEPARTMENT AND AGENCY	TRAVEL & TRANSPORT -	UTILITIES - GENERAL	MATERIALS & SUPPLIES -	MAINTENANCE SERVICES -	TRAINING - GENERAL	OTHER SERVICES - GENERAL	CONSULTING & PROFESSIONAL	FUEL & LUBRICANTS -	MISCELLANEOUS EXPENSES	ACTUAL JAN. - JUNE, 2024	MID-YEAR BUDGET 2024	VARIANCE	ACTUAL JAN. - JUNE, 2023
			220201	220202	220203	220204	220205	220206	220207	220208	220210				
			N	N	N	N	N	N	N	N	N	N	N	N	N
108	016101700300	Ekiti State Security Trust Fund	1,118,000.00	-	370,000.00	243,000.00	372,000.00	-	-	-	577,000.00	2,680,000.00	2,000,000.00	(680,000.00)	1,440,000.00
109	016101700400	Maintenance of Exco Chamber	428,160.00	-	-	676,160.00	-	-	-	-	-	1,104,320.00	984,157.24	(120,162.76)	856,800.00
		TOTAL ADMINISTRATION SECTOR	4,723,892,777.51	1,475,049.50	2,477,460,757.47	1,249,245,084.73	414,462,116.00	34,780,515.12	-	2,450,000.00	2,611,837,686.60	11,515,603,986.93	5,807,133,070.57	(5,708,470,916.36)	4,319,893,300.71
		Ministry Of Agriculture And Food Security	16,336,000.00	-	1,880,000.00	1,370,000.00	-	-	-	-	2,328,000.00	21,914,000.00	11,550,464.56	(10,363,535.44)	10,646,250.00
111	021510200100	Agricultural Development Programme	1,390,000.00	-	44,200.00	-	1,000,000.00	-	-	-	2,715,800.00	5,150,000.00	12,798,551.45	7,648,551.45	2,650,000.00
112	053505400100	Ekiti State Forestry Commission	2,064,900.00	-	516,300.00	-	166,300.00	3,293,020.75	-	-	6,500.00	6,047,020.75	4,012,376.43	(2,034,644.33)	3,769,845.90
113	021511000100	Fountain Marketing Agricultural Agency	1,111,000.00	-	-	489,000.00	250,000.00	-	-	-	-	1,850,000.00	1,500,000.00	(350,000.00)	900,000.00
114	021511500100	Monitoring And Task Force On Forestry Activities	720,000.00	-	-	-	-	-	-	-	-	720,000.00	516,889.31	(203,110.70)	360,000.00
115	021511600100	Fadama Project	370,000.00	-	510,000.00	160,000.00	-	-	-	-	130,000.00	1,170,000.00	500,000.00	(670,000.00)	450,000.00
116	021511700100	Directorate Of Farm Settlement And Peasant Farmer Devt.	960,000.00	-	120,000.00	-	90,000.00	-	-	-	210,000.00	1,380,000.00	2,500,000.00	1,120,000.00	450,000.00
117	021511800100	Agricultural Marketing Project (RAAMP)	520,000.00	-	895,000.00	460,000.00	460,000.00	-	-	-	740,000.00	3,075,000.00	1,582,973.51	(1,492,026.50)	945,000.00
118	022000100100	Ministry Of Finance	32,452,800.00	-	2,304,000.00	21,011,200.00	-	10,081,645,310.82	120,000,000.00	-	214,990,000.00	10,472,403,310.82	4,459,876,240.85	(6,012,527,069.98)	8,588,358,013.76
120	022000100200	State Revenue And Investment	194,000.00	-	329,000.00	328,000.00	-	-	-	-	135,000.00	986,000.00	1,500,000.00	514,000.00	765,000.00
121	022000100300	Fiscal Committee Secretariat	270,200.00	-	1,972,240.00	-	-	-	-	-	5,377,560.00	7,620,000.00	5,002,003.77	(2,617,996.24)	4,050,000.00
122	022000100400	Expenditure Department	675,000.00	-	-	608,400.00	-	-	-	-	2,146,600.00	3,430,000.00	2,109,112.58	(1,320,887.43)	1,575,000.00
123	022000100500	State Finance Department	490,000.00	-	784,000.00	882,000.00	-	-	-	-	294,000.00	2,450,000.00	1,542,223.27	(907,776.73)	1,125,000.00
124	022000100600	State Wide Revenue Committee	697,000.00	-	764,300.00	870,000.00	-	-	-	-	278,700.00	2,610,000.00	2,526,001.89	(83,998.12)	2,025,000.00
125	022000100700	State Fiscal Efficiency Unit	290,000.00	-	464,000.00	522,000.00	-	-	-	-	174,000.00	1,450,000.00	1,542,223.27	92,223.27	1,125,000.00
126	022000100800	Community Of Public Finance Committee	310,000.00	-	472,000.00	506,000.00	-	-	-	-	162,000.00	1,450,000.00	1,500,000.00	50,000.00	1,125,000.00
127	022000100900	SABER Related Activities	310,000.00	-	472,000.00	506,000.00	-	-	-	-	162,000.00	1,450,000.00	1,500,000.00	50,000.00	1,125,000.00
128	022000200100	Debt Management Office	428,000.00	-	533,200.00	468,000.00	-	-	-	-	184,800.00	1,614,000.00	1,188,845.41	(425,154.60)	1,035,000.00
129	022000700100	Office Of The Accountant General	11,450,000.00	-	17,540,000.00	68,856,000.00	3,585,000.00	560,661,712.71	-	-	21,621,000.00	683,713,712.71	823,111,048.35	139,397,335.64	1,923,534,405.93
130	022000700200	Main Accounts Department	510,000.00	-	520,000.00	340,000.00	170,000.00	-	-	-	510,000.00	2,050,000.00	1,500,000.00	(550,000.00)	1,125,000.00
131	022000700300	IPSAS Streering Committee	240,000.00	-	90,000.00	190,000.00	30,000.00	-	-	-	146,000.00	696,000.00	720,000.00	24,000.00	540,000.00
132	022000700400	Central Pay Office	460,000.00	-	160,000.00	250,000.00	170,000.00	-	-	-	230,000.00	1,270,000.00	900,000.00	(370,000.00)	675,000.00
133	022000700500	Management Service Department	560,000.00	-	440,000.00	330,000.00	60,000.00	-	-	-	370,000.00	1,760,000.00	2,200,000.00	440,000.00	900,000.00

SUPPLEMENTARY NOTE 7: OVERHEAD COST

S/N	ADMINISTRATIVE Code	MINISTRY DEPARTMENT AND AGENCY	TRAVEL & TRANSPORT -	UTILITIES - GENERAL	MATERIALS & SUPPLIES -	MAINTENANCE SERVICES -	TRAINING - GENERAL	OTHER SERVICES - GENERAL	CONSULTING & PROFESSIONAL	FUEL & LUBRICANTS -	MISCELLANEOUS EXPENSES	ACTUAL JAN. - JUNE, 2024	MID-YEAR BUDGET 2024	VARIANCE	ACTUAL JAN. - JUNE, 2023
			220201	220202	220203	220204	220205	220206	220207	220208	220210				
			N	N	N	N	N	N	N	N	N	N	N	N	N
134	022000700600	Implemetation Of Treasury Single Accounts	720,000.00	-	1,020,000.00	410,000.00	220,000.00	-	-	-	240,000.00	2,610,000.00	2,700,000.00	90,000.00	2,025,000.00
135	022000700700	Funds Management	450,000.00	-	320,000.00	520,000.00	160,000.00	-	-	-	400,000.00	1,850,000.00	1,500,000.00	(350,000.00)	1,125,000.00
136	022000700800	State Integrated Financial Management	320,000.00	-	720,000.00	370,000.00	120,000.00	-	-	-	320,000.00	1,850,000.00	1,500,000.00	(350,000.00)	1,125,000.00
137	022000700900	Projects Financial Management Units	100,000.00	-	150,000.00	144,000.00	54,000.00	-	-	-	60,000.00	508,000.00	1,500,000.00	992,000.00	270,000.00
138	022000701000	Nigeria Civil Defence Corps	-	-	-	-	-	-	-	-	-	-	-	-	-
139	022000701100	Central Internal Audit	5,100,500.00	-	312,600.00	674,000.00	729,000.00	-	-	-	876,400.00	7,692,500.00	12,500,000.00	4,807,500.00	7,500,000.00
140	022000800100	Ekiti State Board Of Internal Revenue Service	961,788,482.68	-	-	-	-	-	-	-	-	961,788,482.68	650,000,000.00	(311,788,482.68)	296,386,841.00
141	022000800200	Signage And Advertisement Agency	3,273,000.00	-	1,886,000.00	238,500.00	-	-	-	-	4,691,811.00	10,089,311.00	11,250,000.00	1,160,689.00	5,976,897.23
142	022000800300	Ekiti State Lotteries Commission	3,050,200.00	-	965,900.00	1,000,100.00	109,000.00	-	201,800.00	-	1,315,200.00	6,642,200.00	5,000,000.00	(1,642,200.00)	2,250,000.00
143	022200100100	Industry, Investment And Cooperatives	32,270,629.00	-	3,227,220.00	742,820.00	4,367,500.00	-	-	-	5,530,295.00	46,138,464.00	7,500,000.00	(38,638,464.00)	4,101,500.00
144	022200100200	Steering Committee On Social Investment	-	-	-	-	-	-	-	-	1,675,000.00	1,675,000.00	1,094,800.27	(580,199.73)	900,000.00
145	022200600100	Cooperative Department & Coop. College Ijero Ekiti	766,610.00	-	87,000.00	15,300.00	-	-	-	-	793,090.00	1,662,000.00	500,000.00	(1,162,000.00)	405,000.00
146	022200900100	Technical Adviser On Ekiti Knowledge Zone	796,000.00	-	237,700.00	245,500.00	81,800.00	-	-	-	89,000.00	1,450,000.00	1,804,805.17	354,805.17	1,839,000.00
147	022201000100	Monitoring And Supervision Of Cooperative Societies	84,900.00	-	214,500.00	-	-	-	-	-	90,600.00	390,000.00	300,000.00	(90,000.00)	225,000.00
148	022201800100	State Cooperative Advisory Board	105,200.00	-	161,700.00	28,300.00	-	-	-	-	94,800.00	390,000.00	300,000.00	(90,000.00)	225,000.00
149	022205200100	Ekiti State Investment Promotion Agency	7,317,500.00	-	2,057,000.00	4,613,200.00	1,532,500.00	6,665,000.00	-	-	2,429,300.00	24,614,500.00	15,000,000.00	(9,614,500.00)	7,762,500.00
150	022205200300	Social Investment Coordinating office	125,000.00	-	290,000.00	50,000.00	-	-	-	-	70,000.00	535,000.00	2,500,000.00	1,965,000.00	930,000.00
151	022700100100	Ministry of Wealth Creation and Employment	6,149,000.00	-	-	-	-	-	-	-	381,000.00	6,530,000.00	7,900,000.00	1,370,000.00	1,440,000.00
152	022700500100	Ekiti State Social Security Scheme	60,000.00	-	260,200.00	341,800.00	88,000.00	-	-	-	162,000.00	912,000.00	723,645.03	(188,354.97)	576,000.00
153	022700600100	Office of Human Capital Development and Allied Matters	3,720,000.00	-	1,200,000.00	540,000.00	240,000.00	-	-	-	300,000.00	6,000,000.00	952,278.15	(5,047,721.86)	360,000.00
154	022700700100	Job Creation And Employment Agency	628,000.00	-	90,200.00	146,000.00	54,200.00	-	-	-	38,000.00	956,400.00	787,000.00	(169,400.00)	475,200.00
155	022700700200	Ekiti State Employment Automation Centre	220,000.00	-	110,000.00	95,000.00	10,000.00	-	-	-	-	435,000.00	426,139.07	(8,860.93)	180,000.00
156	022800100100	Bureau Of Information, Communication And Technology (ICT)	1,818,500.00	1,082,700.00	709,500.00	866,300.00	-	3,000,000.00	-	-	586,000.00	8,063,000.00	16,101,277.37	8,038,277.37	5,484,000.00
157	023100100100	Ekiti State Electricity Board	4,751,800.00	146,291,235.89	-	-	-	-	-	1,101,793,022.08	-	1,252,836,057.97	250,000,000.00	(1,002,836,057.97)	200,333,928.91
158	023100100200	Monitoring Of Government House Premises/Town	-	-	-	-	-	-	-	-	-	-	-	-	-
159	023100100300	Ekiti State Office Of Energy Matters	2,345,000.00	-	-	-	-	-	-	-	-	2,345,000.00	750,000.00	(1,595,000.00)	945,000.00
160	023300100100	Ekiti State Mineral Resources Development Agency	950,000.00	-	250,000.00	110,000.00	-	-	-	-	170,000.00	1,480,000.00	1,986,434.33	506,434.33	1,525,000.00

SUPPLEMENTARY NOTE 7: OVERHEAD COST

S/N	ADMINISTRATIVE Code	MINISTRY DEPARTMENT AND AGENCY	TRAVEL & TRANSPORT -	UTILITIES - GENERAL	MATERIALS & SUPPLIES -	MAINTENANCE SERVICES -	TRAINING - GENERAL	OTHER SERVICES - GENERAL	CONSULTING & PROFESSIONAL	FUEL & LUBRICANTS -	MISCELLANEOUS EXPENSES	ACTUAL JAN. - JUNE, 2024	MID-YEAR BUDGET 2024	VARIANCE	ACTUAL JAN. - JUNE, 2023
			220201	220202	220203	220204	220205	220206	220207	220208	220210				
			N	N	N	N	N	N	N	N	N	N	N	N	N
161	023305100100	Mineral Resources And Environmental Committee	456,000.00	-	119,000.00	115,000.00	-	-	-	-	470,000.00	1,160,000.00	904,556.29	(255,443.71)	900,000.00
162	023400100100	Ministry Of Works	3,323,000.00	-	285,000.00	723,000.00	277,000.00	-	-	-	1,072,000.00	5,680,000.00	3,567,557.23	(2,112,442.77)	1,800,000.00
163	023400100200	Planning Reseach And Statistics	435,000.00	-	-	-	-	-	-	-	-	435,000.00	300,000.00	(135,000.00)	225,000.00
164	023500100100	Ministry of Transportation	2,370,000.00	-	270,000.00	637,000.00	20,000.00	-	-	-	1,853,000.00	5,150,000.00	10,000,000.00	4,850,000.00	
165	023500200100	Ekiti State Traffic Management Agency	2,364,800.00	-	920,000.00	4,186,780.05	2,702,500.00	-	-	-	375,700.00	10,549,780.05	5,004,744.10	(5,545,035.95)	4,467,565.00
166	023500300100	Ekiti State Public Works Corporation	435,000.00	-	595,000.00	810,000.00	316,000.00	-	-	-	600,000.00	2,756,000.00	2,000,000.00	(756,000.00)	1,260,000.00
167	023500500100	Department Of Public Transportation	385,000.00	-	105,000.00	81,000.00	42,000.00	-	-	-	167,000.00	780,000.00	516,889.31	(263,110.70)	450,000.00
168	023500600100	Ekiti State International Cargo Airport	-	-	352,500.00	1,147,500.00	-	-	-	-	-	1,500,000.00	807,639.77	(692,360.24)	-
169	023600100100	Ministry Of Arts, Culture And Tourism Development	3,381,000.00	-	564,000.00	1,288,000.00	315,000.00	-	-	-	793,000.00	6,341,000.00	15,265,464.21	8,924,464.21	20,211,000.00
170	023600100200	Bureau of Tourism	16,255,250.04	-	193,999.98	193,999.98	72,750.00	-	-	-	-	16,716,000.00	5,034,583.73	(11,681,416.28)	405,000.00
171	023600100300	Council For Art And Culture	882,000.00	-	333,252.00	209,748.00	-	-	-	-	-	1,425,000.00	807,639.55	(617,360.46)	675,000.00
172	023800100100	Ministry Of Budget And Economic Planning	10,250,000.00	-	7,000,000.00	3,400,000.00	600,000.00	-	-	-	167,340,250.00	188,590,250.00	739,231,807.39	550,641,557.39	25,828,500.00
173	023800100200	Multi-Lateral Department	200,000.00	-	182,000.00	138,000.00	48,000.00	-	-	-	12,000.00	580,000.00	600,000.00	20,000.00	450,000.00
174	023800100300	Project Evaluation Committee	160,000.00	-	200,000.00	60,000.00	-	-	-	-	15,000.00	435,000.00	450,000.00	15,000.00	337,500.00
175	023800100400	Economic Development Council	170,000.00	-	145,000.00	75,000.00	30,000.00	-	-	-	15,000.00	435,000.00	600,000.00	165,000.00	337,500.00
176	023800100500	Dev't. Planning & Strategy Committee	84,000.00	-	86,000.00	90,000.00	12,000.00	-	-	-	18,000.00	290,000.00	300,000.00	10,000.00	225,000.00
177	023800100600	Budget Department	256,000.00	-	622,000.00	472,000.00	-	-	-	-	216,000.00	1,566,000.00	2,500,000.00	934,000.00	1,215,000.00
178	023800100700	Budget Monitoring Committee	500,750.00	-	423,000.00	429,000.00	-	-	-	-	90,000.00	1,442,750.00	2,500,000.00	1,057,250.00	1,119,375.00
179	023800100800	State Projects Monitoring & Evaluation	280,000.00	-	60,000.00	210,000.00	-	-	-	-	30,000.00	580,000.00	750,000.00	170,000.00	450,000.00
180	023800100900	Sustainable Igr Committee	538,000.00	-	490,000.00	482,000.00	-	-	-	-	114,000.00	1,624,000.00	1,500,000.00	(124,000.00)	1,260,000.00
181	023800101000	Development Partners & Aids Coordinating Secretariat	128,000.00	-	90,000.00	72,000.00	-	-	-	-	-	290,000.00	500,000.00	210,000.00	450,000.00
182	023800101100	Medium Term Expenditure Framework Secretariat	247,000.00	-	177,000.00	108,000.00	24,000.00	-	-	-	24,000.00	580,000.00	1,041,889.41	461,889.41	450,000.00
183	023800101200	State Committee On Food & Nutrition	74,000.00	-	78,000.00	102,000.00	-	-	-	-	36,000.00	290,000.00	1,000,000.00	710,000.00	225,000.00
184	023800101300	Budget Tracking And Automation	128,000.00	-	81,000.00	81,000.00	-	-	-	-	-	290,000.00	1,000,000.00	710,000.00	225,000.00
185	023800101600	National Social Safety Net Programme (NASSP)/(YESS0)	-	-	-	-	-	-	-	-	-	-	950,000.00		337,500.00
186	023800101400	Home Grown School Feeding	980,000.00	-	280,000.00	140,000.00	100,000.00	-	-	-	175,000.00	1,675,000.00	2,326,001.89	651,001.89	2,565,000.00
187	023800101500	Activities Of The National Cash Transfer Office	180,000.00	-	110,000.00	190,000.00	20,000.00	-	-	-	35,000.00	535,000.00	329,222.33	(205,777.68)	180,000.00

SUPPLEMENTARY NOTE 7: OVERHEAD COST

S/N	ADMINISTRATIVE Code	MINISTRY DEPARTMENT AND AGENCY	TRAVEL & TRANSPORT -	UTILITIES - GENERAL	MATERIALS & SUPPLIES -	MAINTENANCE SERVICES -	TRAINING - GENERAL	OTHER SERVICES - GENERAL	CONSULTING & PROFESSIONAL	FUEL & LUBRICANTS -	MISCELLANEOUS EXPENSES	ACTUAL JAN. - JUNE, 2024	MID-YEAR BUDGET 2024	VARIANCE	ACTUAL JAN. - JUNE, 2023
			220201	220202	220203	220204	220205	220206	220207	220208	220210				
			N	N	N	N	N	N	N	N	N	N	N	N	N
188	023800101700	/ Interface with Allied Body on FSP/MTEF	688,000.00	-	247,000.00	204,000.00	-	-	-	-	21,000.00	1,160,000.00	1,033,778.62	(126,221.39)	900,000.00
189	023800101800	N-Power	180,000.00	-	110,000.00	190,000.00	20,000.00	-	-	-	35,000.00	535,000.00	304,222.33	(230,777.68)	180,000.00
190	023800101900	Budget Reconciliation Committee	170,000.00	-	-	-	-	-	-	-	120,000.00	290,000.00	1,000,000.00	710,000.00	225,000.00
191	023800102000	Ipsas Platform Development And Related Activities	370,000.00	-	406,000.00	264,000.00	60,000.00	-	-	-	60,000.00	1,160,000.00	1,033,778.62	(126,221.39)	900,000.00
192	023800102100	Nec And Other Related Activities	1,450,000.00	-	-	-	-	-	-	-	-	1,450,000.00	1,500,000.00	50,000.00	1,125,000.00
193	023800102200	Inter-Ministerial Project Monitoring Task Force	320,000.00	-	176,000.00	72,000.00	-	-	-	-	12,000.00	580,000.00	600,000.00	20,000.00	450,000.00
194	023800102300	Automated Project Monitoring Information System	110,000.00	-	90,000.00	90,000.00	-	-	-	-	-	290,000.00	500,000.00	210,000.00	225,000.00
195	023800102400	Project Monitoring Committee	590,000.00	-	240,000.00	90,000.00	-	-	-	-	240,000.00	1,160,000.00	1,250,000.00	90,000.00	900,000.00
196	023800102500	Newly Created Mdas	-	-	-	-	-	-	-	-	-	-	57,138,420.26	57,138,420.26	-
197	023800102600	State CARES Coordinating Unit (SCCU)	5,505,000.00	-	4,635,000.00	50,000.40	49,999.80	-	-	-	49,999.80	10,290,000.00	5,270,000.00	(5,020,000.00)	225,000.00
198	023800102600	Activities and Coordination State Development Plan	-	-	-	-	-	-	-	-	-	-	-	-	-
199	023800102700	State Operations Coordinating Unit (SOCU)	140,000.00	-	-	66,000.00	42,000.00	-	-	-	42,000.00	290,000.00	500,000.00	210,000.00	225,000.00
200	023800102800	Performance Management Steering Committee on National Social Safety Net Programme (NASSP)	-	-	-	-	-	-	-	-	-	-	5,000,000.00	5,000,000.00	-
201	023800102900		202,000.00	-	96,000.00	113,000.00	24,000.00	-	-	-	-	435,000.00	950,000.00	515,000.00	-
202	023800100300	Economic Management Team Expenses	12,000,000.00	-	5,370,000.00	2,000,000.00	2,000,000.00	-	-	-	3,000,000.00	24,370,000.00	25,000,000.00	630,000.00	-
203	023800200100	State Bureau Of Statistics	4,163,125.00	-	2,957,200.00	1,891,000.00	950,000.00	-	-	-	2,715,400.00	12,676,725.00	7,500,000.00	(5,176,725.00)	8,660,000.00
204	025000100100	Fiscal Responsibility Commission	3,275,000.00	-	365,000.00	520,000.00	65,000.00	-	-	-	50,000.00	4,275,000.00	4,500,000.00	225,000.00	3,750,000.00
205	025000100200	Monitoring And Evaluation (Fiscal Responsibility Commission)	800,000.00	-	300,000.00	422,000.00	-	-	-	-	48,000.00	1,570,000.00	1,202,278.15	(367,721.86)	450,000.00
206	025200100100	Ekiti State Water Cooperation	260,000.00	-	120,000.00	385,000.00	100,000.00	90,000.00	8,000,000.00	2,130,000.00	130,000.00	11,215,000.00	10,000,000.00	(1,215,000.00)	3,342,500.00
207	025200100200	State Rural Water Supply And Sanitation Agency	14,738,900.00	-	6,663,100.00	11,638,000.00	15,000,000.00	-	-	-	8,910,000.00	56,950,000.00	30,000,000.00	(26,950,000.00)	675,000.00
208	025300100100	Ministry Of Physical Planning And Urban Development	3,387,500.00	-	340,500.00	1,049,100.00	103,800.00	3,553,466.46	-	-	511,100.00	8,945,466.46	6,774,578.20	(2,170,888.26)	5,331,589.55
209	025300100200	Planning Permit Agency	480,000.00	-	-	45,000.00	38,100.00	-	-	-	198,900.00	762,000.00	238,654.07	(523,345.94)	216,000.00
210	025300100300	Physical Planning And Development Matters	502,600.00	-	-	60,000.00	36,750.00	-	-	-	135,650.00	735,000.00	258,444.66	(476,555.35)	180,000.00
211	025300100400	Deeds Registry	121,500.00	-	151,500.00	81,000.00	40,500.00	-	-	-	40,500.00	435,000.00	250,000.00	(185,000.00)	135,000.00
212	025301000100	Ekiti State Housing Corporation	634,600.00	-	518,000.00	400,900.00	86,927.65	-	160,000.00	-	1,222,355.30	3,022,782.95	8,587,237.56	5,564,454.61	1,022,782.95
213	026000100100	Bureau Of Lands	18,902,386.88	-	20,000.00	72,000.00	-	-	-	-	496,500.00	19,490,886.88	10,601,544.02	(8,889,342.86)	13,273,483.16
214	026000100200	Office Of Surveyor General	1,957,551.35	-	104,000.00	-	279,000.00	-	-	-	-	2,340,551.35	1,180,166.23	(1,160,385.13)	1,643,910.35
215	026000100300	Control Monitoring And Field Charting	313,500.00	-	-	90,000.00	31,500.00	-	-	-	-	435,000.00	300,000.00	(135,000.00)	180,000.00
216	026000100400	Urban Renewal Agency	927,300.00	-	145,300.00	404,400.00	2,000.00	-	-	-	111,000.00	1,590,000.00	1,100,000.00	(490,000.00)	720,000.00

SUPPLEMENTARY NOTE 7: OVERHEAD COST

S/N	ADMINISTRATIVE Code	MINISTRY DEPARTMENT AND AGENCY	TRAVEL & TRANSPORT -	UTILITIES - GENERAL	MATERIALS & SUPPLIES -	MAINTENANCE SERVICES -	TRAINING - GENERAL	OTHER SERVICES - GENERAL	CONSULTING & PROFESSIONAL	FUEL & LUBRICANTS -	MISCELLANEOUS EXPENSES	ACTUAL JAN. - JUNE, 2024	MID-YEAR BUDGET 2024	VARIANCE	ACTUAL JAN. - JUNE, 2023
			220201	220202	220203	220204	220205	220206	220207	220208	220210				
			N	N	N	N	N	N	N	N	N	N	N	N	N
217	026000100500	Geospatial Data	400,000.00	-	72,600.00	11,600.00	3,600.00	-	-	-	82,200.00	570,000.00	1,000,000.00	430,000.00	270,000.00
218	026100100100	Ministry Of Infrastructure And Public Utilities	5,749,700.00	-	502,200.00	2,932,000.00	-	-	-	-	5,923,600.00	15,107,500.00	12,500,000.00	(2,607,500.00)	3,055,000.00
219	026100100200	Ekiti State Fire Services	14,440,000.00	-	550,000.00	1,622,500.00	-	-	-	-	180,000.00	16,792,500.00	8,000,000.00	(8,792,500.00)	1,350,000.00
220	026100100300	Transmission Company Of Nigeria Projects (TCN)	1,113,000.00	-	211,000.00	297,000.00	-	-	-	-	329,000.00	1,950,000.00	1,500,000.00	(450,000.00)	2,250,000.00
221	026100100500	Ekiti State Water Supply, Sanitation and Hygiene Dept	1,684,000.00	-	445,000.00	740,000.00	-	-	-	-	481,000.00	3,350,000.00	3,025,446.54	(324,553.47)	2,250,000.00
222	023100100400	Ekiti State Electricity Regulatory Bureau	-	-	-	-	-	-	-	-	-	-	1,500,000.00	1,500,000.00	
223	026100100400	Ekiti State Water Sector Regulatory Agency	440,000.00	-	294,000.00	411,000.00	-	-	-	-	195,000.00	1,340,000.00	1,250,000.00	(90,000.00)	900,000.00
224	026200100100	Ministry of Innovation, Science and Technology	4,170,900.00	-	2,784,400.00	1,580,000.00	-	-	-	-	2,757,200.00	11,292,500.00	41,000,000.00		
		TOTAL ECONOMIC SECTOR	1,254,368,584.95	147,373,935.89	86,755,311.98	152,529,948.43	37,259,727.45	12,020,952,339.35	128,361,800.00	1,103,923,022.08	474,772,811.10	15,406,297,481.23	7,422,141,878.36	(7,984,155,602.87)	11,214,678,588.74
225	031800100100	The Judiciary	-	-	-	-	-	-	-	-	-	-	-	-	-
226	031801100100	Ekiti State Judicial Service Commission	-	-	-	-	-	-	-	-	-	-	-	-	-
227	031801100100	Ekiti State Customary Court of Appeal	-	-	-	-	-	-	-	-	-	-	-	-	-
228	032600100100	Ministry Of Justice	11,315,306.50	-	635,318.16	1,813,809.92	411,145.32	249,380,931.33	-	-	67,039,896.90	330,596,408.13	85,000,000.00	(245,596,408.13)	78,593,001.34
229	032600100200	Ekiti State Citizen's Right	699,800.00	-	238,680.00	133,200.00	44,160.00	-	-	-	44,160.00	1,160,000.00	1,250,000.00	90,000.00	900,000.00
230	032600100300	Office Of Public Defender	941,600.00	-	139,800.00	618,600.00	-	-	-	-	205,000.00	1,905,000.00	1,025,333.96	(879,666.04)	540,000.00
231	032600100400	Ekiti State Law Reform Commission	223,272.66	-	238,343.01	363,368.91	124,265.73	-	-	-	160,749.69	1,110,000.00	1,033,778.62	(76,221.39)	900,000.00
		TOTAL LAW & JUSTICE SECTOR	13,179,979.16	-	1,252,141.17	2,928,978.83	579,571.05	249,380,931.33	-	-	67,449,806.59	334,771,408.13	88,309,112.58	(246,462,295.56)	80,933,001.34
232	045102100100	Ministry Of Regional and Inter-Governmental Affairs	1,500,000.00	-	556,000.00	910,000.00	-	570,000.00	-	-	1,024,000.00	4,560,000.00	4,000,000.00		
233	045102100100	Ministry Of Special Duties	3,982,500.00	-	275,000.00	1,012,500.00	-	-	-	-	1,577,500.00	6,847,500.00	5,000,000.00	(1,847,500.00)	1,080,000.00
234	045102100200	Serve EKS Steering Committee	26,000.00	-	186,000.00	-	-	-	-	-	6,000.00	218,000.00	92,500.00	(125,500.00)	45,000.00
235	045102100300	Serve EKS	117,000.00	-	-	68,000.00	-	-	-	-	359,000.00	544,000.00	775,000.00	231,000.00	360,000.00
236	045102100400	Subvention To Dawn Commission	-	-	-	-	-	-	-	-	-	-	-	-	-
		TOTAL REGIONAL SECTOR	5,625,500.00	-	1,017,000.00	1,990,500.00	-	570,000.00	-	-	2,966,500.00	12,169,500.00	9,867,500.00	(2,302,000.00)	1,485,000.00

SUPPLEMENTARY NOTE 7: OVERHEAD COST

S/N	ADMINISTRATIVE Code	MINISTRY DEPARTMENT AND AGENCY	TRAVEL & TRANSPORT -	UTILITIES - GENERAL	MATERIALS & SUPPLIES -	MAINTENANCE SERVICES -	TRAINING - GENERAL	OTHER SERVICES - GENERAL	CONSULTING & PROFESSIONAL	FUEL & LUBRICANTS -	MISCELLANEOUS EXPENSES	ACTUAL JAN. - JUNE, 2024	MID-YEAR BUDGET 2024	VARIANCE	ACTUAL JAN. - JUNE, 2023
			220201	220202	220203	220204	220205	220206	220207	220208	220210				
			N	N	N	N	N	N	N	N	N	N	N	N	N
237	051300100100	Ministry Of Youth Development	3,361,750.00	-	1,461,500.00	2,473,500.00	527,424.00	1,103,300.00	-	-	5,071,776.00	13,999,250.00	6,000,000.00	(7,999,250.00)	3,140,000.00
238	051300100200	Ekiti State United Football Club	-	-	-	-	-	-	-	-	-	-	-	-	-
239	051300100300	Ekiti Queens Football Club	-	-	-	-	-	-	-	-	-	-	-	-	-
240	051305100100	Youth Development	266,000.00	-	250,000.00	190,000.00	50,000.00	-	-	-	182,000.00	938,000.00	650,000.00	(288,000.00)	630,000.00
241	051305200100	Ekiti State Sport Commission	754,000.00	-	480,000.00	167,500.00	-	-	-	-	18,875,860.00	20,277,360.00	22,169,884.93	1,892,524.93	6,664,500.00
242	051305300100	Ekiti State Office Of Disability	1,291,000.00	-	923,000.00	5,905,750.00	-	5,222,250.00	-	-	1,284,750.00	14,626,750.00	26,384,121.14	11,757,371.14	26,889,100.00
243	051400100100	Ministry Of Women Affairs, Gender Empowerment And Social Welfare	5,943,500.00	-	489,500.00	781,000.00	995,000.00	23,000,000.00	-	-	16,381,731.40	47,590,731.40	44,000,000.00	(3,590,731.40)	22,783,170.60
244	051400200100	Women Development Centre	555,000.00	-	-	645,000.00	360,000.00	-	-	-	575,000.00	2,135,000.00	300,000.00	(1,835,000.00)	270,000.00
245	051400300100	State Child's Right Implementation	505,000.00	-	215,000.00	185,000.00	65,000.00	-	-	-	100,000.00	1,070,000.00	600,000.00	(470,000.00)	540,000.00
246	051400400100	Government Pupils In Children Home Nur/Pry	230,000.00	-	270,000.00	190,000.00	70,000.00	-	-	-	110,000.00	870,000.00	600,000.00	(270,000.00)	540,000.00
247	051400500100	Sexual Assulted Centre (SAC)	510,000.00	-	570,000.00	620,000.00	280,000.00	-	-	-	290,000.00	2,270,000.00	600,000.00	(1,670,000.00)	540,000.00
248	051400600100	Gender Empowerment And Social Mobilization	-	-	-	-	-	-	-	-	-	-	-	-	-
249	051700100100	Ministry Of Education, Science And Technology	10,360,000.00	-	-	-	-	616,198,700.00	-	-	-	626,558,700.00	370,567,817.00	(255,990,883.00)	677,611,000.00
250	051700100200	Monitoring Of Public Schools	2,180,000.00	-	-	-	-	-	-	-	-	2,180,000.00	581,500.47	(1,598,499.53)	450,000.00
251	051700100300	Monitoring Of Technical Colleges	735,000.00	-	-	-	-	-	-	-	-	735,000.00	226,139.07	(508,860.93)	180,000.00
252	051700100400	Ekiti State Libabry Board	830,700.00	190,850.00	69,000.00	298,800.00	99,950.00	-	200,050.00	-	296,650.00	1,986,000.00	1,950,000.00	(36,000.00)	810,000.00
253	051700100500	Education Trust Funds	1,055,000.00	-	24,000.00	325,000.00	60,000.00	-	-	-	60,000.00	1,524,000.00	620,267.17	(903,732.83)	432,000.00
254	051700100600	State Universal Basic Education Board	4,609,000.00	-	544,500.00	414,600.00	455,400.00	-	-	-	5,376,500.00	11,400,000.00	24,252,607.94	12,852,607.94	32,545,000.00
255	051700100700	Subeb Staff Housing Loans Board	73,500.00	-	150,000.00	83,500.94	-	-	-	-	37,999.06	345,000.00	193,833.49	(151,166.51)	225,000.00
256	051701000100	Agency For Adult And Non Formal Education	1,363,550.00	-	440,300.00	722,000.00	284,150.00	-	-	-	-	2,810,000.00	16,550,000.00	13,740,000.00	1,080,000.00
257	051702600100	School Of Agriculture And Enterprise Agency	140,000.00	-	235,000.00	245,000.00	-	-	-	-	50,000.00	670,000.00	540,000.00	(130,000.00)	450,000.00
258	051702600200	Ekiti State University	-	-	-	-	-	-	-	-	-	-	-	-	-
259	051702600300	Bamidele Olumilua University of Education	-	-	-	-	-	-	-	-	-	-	-	-	-
260	051702600400	Ekiti State College Of Health Science And Technology, Ijero Ekiti	-	-	-	-	-	-	-	-	-	-	-	-	-

SUPPLEMENTARY NOTE 7: OVERHEAD COST

S/N	ADMINISTRATIVE Code	MINISTRY DEPARTMENT AND AGENCY	TRAVEL & TRANSPORT -	UTILITIES - GENERAL	MATERIALS & SUPPLIES -	MAINTENANCE SERVICES -	TRAINING - GENERAL	OTHER SERVICES - GENERAL	CONSULTING & PROFESSIONAL	FUEL & LUBRICANTS -	MISCELLANEOUS EXPENSES	ACTUAL JAN. - JUNE, 2024	MID-YEAR BUDGET 2024	VARIANCE	ACTUAL JAN. - JUNE, 2023
			220201	220202	220203	220204	220205	220206	220207	220208	220210				
			N	N	N	N	N	N	N	N	N	N	N	N	N
261	051702600500	Ekiti State Polytechnic, Isan Ekiti	-	-	-	-	-	-	-	-	-	-	-	-	-
262	051705300100	Ekiti State Board For Technical And Vocational Education	280,000.00	-	910,000.00	273,000.00	56,000.00	1,100,000.00	-	-	56,000.00	2,675,000.00	33,217,754.94	30,542,754.94	900,000.00
263	051705400100	Ekiti State Scholarship Board	1,643,600.00	-	201,050.00	648,650.00	-	-	-	-	586,700.00	3,080,000.00	75,000,000.00	71,920,000.00	3,440,000.00
264	051705500100	Ekiti State Teaching Service Commission	5,344,000.00	-	675,000.00	1,881,300.00	621,500.00	4,096,700.00	-	-	61,500.00	12,680,000.00	22,500,000.00	9,820,000.00	6,840,000.00
265	051705500200	Office Of The Tutor General (Ekiti Central Senatorial District)	300,000.00	-	144,000.00	75,000.00	21,000.00	-	-	-	50,000.00	590,000.00	300,000.00	(290,000.00)	225,000.00
266	051705500300	Office Of The Tutor General (Ekiti South Senatorial District)	300,500.00	-	144,500.00	75,000.00	20,500.00	-	-	-	49,500.00	590,000.00	300,000.00	(290,000.00)	225,000.00
267	051705500400	Office Of The Tutor General (Ekiti North Senatorial District)	300,500.00	-	144,500.00	75,000.00	20,500.00	-	-	-	49,500.00	590,000.00	300,000.00	(290,000.00)	225,000.00
268	051705600100	Teaching Service Commission Loans Board	224,000.00	-	103,000.00	178,000.00	-	-	-	-	30,000.00	535,000.00	600,000.00	65,000.00	225,000.00
269	052100100100	Ministry Of Health And Human Services	4,980,500.00	-	571,000.00	3,668,500.00	470,000.00	-	-	-	2,260,000.00	11,950,000.00	10,000,000.00	(1,950,000.00)	4,500,000.00
270	052100200100	Ekiti State Health Insurance Scheme	240,200.00	-	117,300.00	20,000.00	20,000.00	-	-	-	37,500.00	435,000.00	270,000.00	(165,000.00)	270,000.00
271	052100200200	Ekiti State Health Insurance Scheme Committee Members	-	-	-	-	-	-	-	-	435,000.00	435,000.00	270,000.00	(165,000.00)	270,000.00
272	052100300100	Primary Healthcare Development	1,182,000.00	-	85,000.00	3,713,000.00	-	-	-	-	286,000.00	5,266,000.00	3,500,000.00	(1,766,000.00)	2,088,000.00
273	052100400100	Maintenance Of Health Data Bank	180,000.00	-	235,000.00	120,000.00	-	-	-	-	-	535,000.00	300,000.00	(235,000.00)	225,000.00
274	052100500100	Monitoring Of Health Centre	290,000.00	-	-	-	-	-	-	-	-	290,000.00	129,222.33	(160,777.68)	180,000.00
275	052102600100	Ekiti State University Teaching Hospital	-	-	-	-	-	-	-	-	-	-	-	-	-
276	052110200100	Hospital Management Board	405,000.00	-	390,000.00	450,000.00	244,500.00	-	-	-	280,500.00	1,770,000.00	70,000,000.00	68,230,000.00	48,755,345.33
277	052110300100	Medical Mission	120,000.00	-	105,000.00	90,000.00	60,000.00	-	-	-	60,000.00	435,000.00	226,139.07	(208,860.93)	180,000.00
278	052110400100	HEALTH SUPPLIES MANAGEMENT (EKSDMA))	230,000.00	-	130,000.00	164,700.00	-	-	-	-	145,300.00	670,000.00	600,000.00	(70,000.00)	360,000.00
279	053500100100	Ministry Of Environment	5,541,000.00	-	1,108,600.00	3,665,940.00	1,715,000.00	81,224,140.00	-	-	2,079,460.00	95,334,140.00	24,500,000.00	(70,834,140.00)	16,202,000.00
280	053500100200	Monthly Sanitation Exercise	13,890,000.00	-	-	-	-	-	-	-	-	13,890,000.00	6,000,000.00	(7,890,000.00)	3,150,000.00
281	053501600100	State Environmental Protection Agency	760,900.00	-	362,600.00	182,000.00	1,403,000.00	-	-	-	81,500.00	2,790,000.00	7,700,000.00	4,910,000.00	837,000.00
282	053505300100	Ekiti State Waste Management Board	2,163,760.12	-	165,000.00	-	-	141,764,999.98	-	-	1,541,240.00	145,635,000.10	131,183,395.58	(14,451,604.52)	113,609,166.83
283	055100100100	Ministry Of Local Government Affairs	1,333,000.00	-	954,000.00	2,023,000.00	-	-	-	-	480,000.00	4,790,000.00	1,500,000.00	(3,290,000.00)	810,000.00
284	055100200100	Ministry Of Chieftaincy and Home Affairs	976,000.00	-	1,827,000.00	982,500.00	-	-	-	-	1,068,000.00	4,853,500.00	3,000,000.00	(1,853,500.00)	1,890,000.00
285	055100200200	Ekiti State Council Of Obas	445,000.00	-	-	-	-	-	-	-	32,250,000.00	32,695,000.00	31,390,956.32	(1,304,043.68)	14,146,832.00
286	055100300100	Ministry Of Rural And Community Development	1,470,000.00	-	656,000.00	1,159,000.00	280,000.00	-	-	-	225,000.00	3,790,000.00	10,000,000.00	6,210,000.00	540,000.00

SUPPLEMENTARY NOTE 7: OVERHEAD COST

S/N	ADMINISTRATIVE Code	MINISTRY DEPARTMENT AND AGENCY	TRAVEL & TRANSPORT -	UTILITIES - GENERAL	MATERIALS & SUPPLIES -	MAINTENANCE SERVICES -	TRAINING - GENERAL	OTHER SERVICES - GENERAL	CONSULTING & PROFESSIONAL	FUEL & LUBRICANTS -	MISCELLANEOUS EXPENSES	ACTUAL JAN. - JUNE, 2024	MID-YEAR BUDGET 2024	VARIANCE	ACTUAL JAN. - JUNE, 2023
			220201	220202	220203	220204	220205	220206	220207	220208	220210				
			N	N	N	N	N	N	N	N	N	N	N	N	N
287	055100300200	Community Development	470,000.00	-	130,000.00	186,000.00	-	-	-	-	84,000.00	870,000.00	1,000,000.00	130,000.00	270,000.00
288	055100300300	Rural Development	600,000.00	-	180,000.00	265,000.00	-	-	-	-	95,000.00	1,140,000.00	1,250,000.00	110,000.00	540,000.00
		TOTAL SOCIAL SECTOR	78,432,960.12	190,850.00	15,460,350.00	33,142,240.94	8,178,924.00	873,710,089.98	200,050.00	-	90,983,966.46	1,100,299,431.50	951,823,639.43	(148,475,792.08)	996,683,114.76
												-	-	-	
		SUMMARY OF OVERHEAD BY SECTORS										-	-	-	
A		ADMINISTRATION SECTOR	4,723,892,777.51	1,475,049.50	2,477,460,757.47	1,249,245,084.73	414,462,116.00	34,780,515.12	-	2,450,000.00	2,611,837,686.60	11,515,603,986.93	5,807,133,070.57	(5,708,470,916.36)	4,319,893,300.71
B		ECONOMIC SECTOR	1,254,368,584.95	147,373,935.89	86,755,311.98	152,529,948.43	37,259,727.45	12,020,952,339.35	128,361,800.00	1,103,923,022.08	474,772,811.10	15,406,297,481.23	7,422,141,878.36	(7,984,155,602.87)	11,214,678,588.74
C		LAW AND JUSTICE SECTOR	13,179,979.16	-	1,252,141.17	2,928,978.83	579,571.05	249,380,931.33	-	-	67,449,806.59	334,771,408.13	88,309,112.58	(246,462,295.56)	80,933,001.34
D		REGIONAL SECTOR	5,625,500.00	-	1,017,000.00	1,990,500.00	-	570,000.00	-	-	2,966,500.00	12,169,500.00	9,867,500.00	(2,302,000.00)	1,485,000.00
E		SOCIAL SECTOR	78,432,960.12	190,850.00	15,460,350.00	33,142,240.94	8,178,924.00	873,710,089.98	200,050.00	-	90,983,966.46	1,100,299,431.50	951,823,639.43	(148,475,792.08)	996,683,114.76
		GRAND TOTAL	6,075,499,801.74	149,039,835.39	2,581,945,560.62	1,439,836,752.93	460,480,338.50	13,179,393,875.78	128,561,850.00	1,106,373,022.08	3,248,010,770.75	28,369,141,807.79	14,279,275,200.93	(14,089,866,606.86)	16,613,673,005.55

SUPPLEMENTARY NOTE 8: SUBVENTION GRANTS

S/NO	ADMINISTRATIVE Code	MINISTRY DEPARTMENT AND AGENCY	ACTUAL JAN.- JUNE, 2024	MID-YEAR BUDGET 2024	VARIANCE	ACTUAL JAN.- JUNE, 2023
			N	N	N	
1	011100100100	Government House And Protocol	-	-	-	15,000,000.00
2	011100100200	Deputy Governor's Office	21,028,230.00	15,500,000.00	(5,528,230.00)	-
3	011102100500	Ekiti State Liaison Office Lagos	58,400.00	50,000.00	(8,400.00)	20,000.00
4	012300100100	Ministry Of Information And Value Orientation	33,100,824.00	4,944,000.00	(28,156,824.00)	6,480,000.00
5	012500600100	Office Of Establishment And Service Matters	-	-	-	-
6	012500600800	Nigeria Legion	1,200,000.00	1,871,698.72	671,698.72	1,450,000.00
		TOTAL ADMINISTRATION SECTOR	55,387,454.00	22,365,698.72	(33,021,755.28)	22,950,000.00
7	022000701000	Nigeria Civil Defence Corps	3,499,998.00	4,027,594.50	527,596.50	4,666,664.00
		TOTAL ECONOMIC SECTOR	3,499,998.00	4,027,594.50	527,596.50	4,666,664.00
8	031800100100	The Judiciary	1,107,659,788.02	944,966,524.01	(162,693,264.02)	691,147,104.94
9	031801100100	Ekiti State Judicial Service Commission	206,913,083.97	233,483,499.74	26,570,415.77	94,838,807.55
10	031801100100	Ekiti State Customary Court of Appeal	380,549,315.20	250,000,000.00	(130,549,315.20)	121,786,130.45
		TOTAL LAW & JUSTICE SECTOR	1,695,122,187.19	1,428,450,023.74	(266,672,163.45)	907,772,042.94
11	045102100400	Subvention To Dawn Commission	-	20,000,000.00	20,000,000.00	-
		TOTAL REGIONAL SECTOR	-	20,000,000.00	20,000,000.00	-
12	051300100200	Ekiti State United Football Club	56,258,000.00	44,000,000.00	(12,258,000.00)	42,400,000.00
13	051300100300	Ekiti Queens Football Club	63,282,000.00	14,074,465.10	(49,207,534.90)	9,200,000.00
14	051700100100	Ministry Of Education, Science And Technology	115,209,300.00	131,000,000.00	15,790,700.00	-
15	051702600200	Ekiti State University	18,236,960,136.80	3,101,487,276.07	(15,135,472,860.73)	5,886,124,690.38
16	051702600300	Bamidele Olumilua University of Education	5,444,327,529.00	1,557,591,527.61	(3,886,736,001.40)	2,276,800,232.00
17	051702600400	Ekiti State College Of Health Science And Technology, Ijero	1,149,743,334.80	237,507,220.47	(912,236,114.33)	341,715,237.24
18	051702600500	Ekiti State Polytechnic, Isan Ekiti	600,980,715.00	289,101,218.67	(311,879,496.33)	235,429,628.00
19	052102600100	Ekiti State University Teaching Hospital	3,409,403,931.16	1,713,557,459.85	(1,695,846,471.32)	1,999,518,113.72
		TOTAL SOCIAL SECTOR	29,076,164,946.76	7,088,319,167.76	(21,987,845,779.00)	10,791,187,901.34
		SUMMARY OF GANTS & SUBVENTIONS ON SECTORS	-	-	-	
	A	ADMINISTRATION SECTOR	55,387,454.00	22,365,698.72	(33,021,755.28)	22,950,000.00
	B	ECONOMIC SECTOR	3,499,998.00	4,027,594.50	527,596.50	4,666,664.00
	C	LAW AND JUSTICE SECTOR	1,695,122,187.19	1,428,450,023.74	(266,672,163.45)	907,772,042.94
	D	REGIONAL SECTOR	-	20,000,000.00	20,000,000.00	-
	E	SOCIAL SECTOR	29,076,164,946.76	7,088,319,167.76	(21,987,845,779.00)	10,791,187,901.34
		GRAND TOTAL	30,830,174,585.95	8,563,162,484.72	(22,267,012,101.23)	11,726,576,608.28

SUPPLEMENTARY NOTE 9: SPECIAL PROGRAMMES/PROJECTS
(OTHER CAPITAL EXPENDITURES THAT CANNOT BE CLASSIFIED INTO PPE)

S/N	ADMINISTRATIVE CODE	MDA's	DETAILS	JAN. - JUNE, 2024	
			₦	₦	₦
	010000000000	ADMINISTRATION SECTOR			
1	011100500100	EKITI STATE MICRO FINANCE AND ENTERPRISE DEVELOPMENT AGENCY	Payment to Facilitate Recovery of MSES (1st tranche)	300,000,000.00	
			Payment to Facilitate Recovery of MSES (2nd tranche)	100,000,000.00	
			Payment to Facilitate Recovery of MSES (Balance Payment)	54,889,437.50	
					454,889,437.50
2	011110100100	BUREAU OF SPECIAL PROJECTS	Consultancy on the design of the passager Terminal building at Ekiti State Airport	41,000,000.00	
					41,000,000.00
		SUB TOTAL ADMIN			495,889,437.50
	020000000000	ECONOMIC SECTOR			
3	022000800200	EKITI STATE SIGNAGE & ADVERTISEMENT AGENCY	Payment for removal & relocation of 9m x 6m portrait board beside Abiola Furniture, Adehun, Ado Ekiti	2,500,000.00	
			Payment for printing of Revenue forms, large size removal stickers e.t.c	1,000,000.00	
					3,500,000.00
4	023500100100	MINISTRY OF TRANSPORTATION	Transportation of Aerodrome & Fire Fitting Vehicle from TINCAN lagos	16,791,219.57	
			Additional fund for Transportation of Aerodrome & Fire Fitting Vehicle from TINCAN lagoas	3,114,908.08	
					19,906,127.65
5	022205200300	EKITI STATE SOCIAL INVESTMENT PROGRAMME	Payment for Livehood Support Grant (1st tranche)	100,000,000.00	
			Payment for Livehood Support Grant (bal payment)	140,000,000.00	

SUPPLEMENTARY NOTE 9: SPECIAL PROGRAMMES/PROJECTS
(OTHER CAPITAL EXPENDITURES THAT CANNOT BE CLASSIFIED INTO PPE)

S/N	ADMINISTRATIVE CODE	MDA's	DETAILS	JAN. - JUNE, 2024	
			₦	₦	₦
			Stipend to new set of 5000 beneficiaries of the intervention for 12 months (1st tranche)	400,000,000.00	
			Payment to a new set of 2000 beneficianries of the intervention (1st tranche)	230,984,000.00	
			Stipend to new set of 5000 beneficiaries of the intervention for 12 months (bal payment)	291,656,541.50	
			Payment to a new set of 2000 beneficianries of the intervention (bal payment)	89,016,000.00	
					1,251,656,541.50
6	025200100100	WATER CORPORATION	Payment for the creation and setting of Customer complain Unit	2,050,000.00	
			Payment for water treatment chemical Alum H.T.H.	81,810,000.00	
					83,860,000.00
7	026000100100	BUREAU OF LANDS	Payment for Settlement of Compensation to Parapo Properties	15,051,120.00	
			Payment to reduce size of Ekiti State University Land	1,600,000.00	
					16,651,120.00
8	026000100400	URBAN RENEWAL AGENCY	Payment towards compensation on Urban Renewal Project at Atikankan, Igbeyin Area of Ado Ekiti	300,000,000.00	
					300,000,000.00
9	021500100100	MINISTRY OF AGRIC	Counterpart Fund for the Year 2023 for L- PRESS Project	20,000,000.00	
			Payment for the 25% Land preparation subsidy support for 2500 farmer (bal payment)	24,750,000.00	
			Being EKL- PRESS year 2024 counterpart fund	20,000,000.00	
			Contract for the tree felling, packing of rome plonghing of light forest 100HA at Ikare / Ogbese at 150, 000/HA of land awarded in 2009	7,040,000.00	
					71,790,000.00

SUPPLEMENTARY NOTE 9: SPECIAL PROGRAMMES/PROJECTS
(OTHER CAPITAL EXPENDITURES THAT CANNOT BE CLASSIFIED INTO PPE)

S/N	ADMINISTRATIVE CODE	MDA's	DETAILS	JAN. - JUNE, 2024	
			₦	₦	₦
10	021510200100	AGRICULTURAL DEVELOPMENT PROGRAMME	Payment for the production propagation & multiplication of good quality disease free and early maturing seedling through growers scheme	4,369,000.00	
					4,369,000.00
11	053505400100	EKITI STATE FORESTRY COMMISSION	Payment for training and purchase of outfit for newly recruited forestry guards on the state	5,040,000.00	
					5,040,000.00
12	021511800100	EKITI STATE RURAL ACCESS AND AGRICULTURAL MARKETING PROJECT	Being counterpart fund (GCCC) to RAAMP in April, 2024	500,000,000.00	
					500,000,000.00
13	022000100100	MINISTRY OF FINANCE	Payment for the engagement of Phalsa Investment Limited as a Consultant to assist in fund raising for Ekiti State (1st tranche)	2,000,000,000.00	
			Payment for the engagement of Avant Garde Innovation & Technology Services limited as Consultant to assist in the project preparation, executing, monitoring & evaluation for Ekiti State	1,000,000,000.00	
					3,000,000,000.00
14	022700100100	MINISTRY OF WEALTH CREATION AND EMPLOYMENT	Payment for data capturing of unemployed youth market women, artisans & people with disabilities	5,000,000.00	
					5,000,000.00
15	022700700100	JOB CREATION AND EMPLOYMENT AGENCY	Payment to 1,326 beneficiaries of WPW for seven months (Jan - July) 2024)	170,604,000.00	
			Payment to a new set of 2000 beneficiaries of the intervention for 12 month (March 2024 - Feb 2025) 1st tranche	269,000,000.00	
					439,604,000.00
16	025300000000	MINISTRY OF PHYSICAL PLANNING & URBAN DEV.	Payment for preliminary activities in land acquisition for Olowe Museum, Ise Ekiti	1,500,000.00	
					1,500,000.00
17	021511600100	FADAMA	Emergency fund to further implementation the four DLIs (2.1.2.4) under result area 2.	341,980,350.00	

SUPPLEMENTARY NOTE 9: SPECIAL PROGRAMMES/PROJECTS
(OTHER CAPITAL EXPENDITURES THAT CANNOT BE CLASSIFIED INTO PPE)

S/N	ADMINISTRATIVE CODE	MDA's	DETAILS	JAN. - JUNE, 2024	
			₦	₦	₦
			Payment to promote food security 1st tranche	300,000,000.00	
			Paymenttt to promote food security 2nd tranche	100,000,000.00	
			Payment to promote food security 3rd tranche	255,000,000.00	
			Payment for support of a new set of farmer groups in the state for additional resuit 1st tranche	570,000,000.00	
			Payment support of a new set of farmers group in the state for additional resuit	460,464,780.00	
					2,027,445,130.00
18	022800100100	BUREAU OF INFORMATION, COMMUNICATION AND TECHNOLOGY (ICT)			
					-
19	022200100100	MINISTRY OF TRADE, INDUSTRY, INVESTMENT AND COOPERATIVES	Payment for launching event of the Ekiti State Access Bank loan for woman programme	15,463,192.50	
					15,463,192.50
20	022205200100	EKITI STATE DEVELOPMENT AND INVESTMENT PROMOTION AGENCY	Payment of annual fees on Ekiti development & investment promotion agency	3,700,000.00	
					3,700,000.00
21	023100100100	EKITI STATE ELECTRICITY BOARD	Review of the price for the extension of Electricity & installation of 500KV 33 10 . 415KV tranp at Ekiti poly Isan	18,345,794.23	
					18,345,794.23
22	023600100100	MINISTRY OF ARTS, CULTURE AND CREATIVE ECONOMY	Payment for Ekiti State Endowment Fund	20,000,000.00	
			Payment for Ekiti State Festival of Culture & Arts Expo (EKFEST)	15,050,000.00	
					35,050,000.00
23	023600100200	BUREAU OF TOURISM	Payment towards hosting of 2024 Easter Edition of Hike Ekiti Mountain Safari Event	5,000,000.00	
					5,000,000.00

SUPPLEMENTARY NOTE 9: SPECIAL PROGRAMMES/PROJECTS
(OTHER CAPITAL EXPENDITURES THAT CANNOT BE CLASSIFIED INTO PPE)

S/N	ADMINISTRATIVE CODE	MDA's	DETAILS	JAN. - JUNE, 2024	
				₦	₦
24	023800100100	MINISTRY OF BUDGET AND PLANNING	Payment for Govt Counterpart Cash Contribution for RAP procurement of goods operation activities & contribution	100,000,000.00	
					100,000,000.00
25	023800200100	EKITI STATE BUREAU OF STATISTICS	Computation of Ekiti State GDP from 2018 to 2022	39,994,250.00	
					39,994,250.00
26	026100100100	MINISTRY OF INFRASTRUCTURE AND PUBLIC UTILITIES	Engagement of Technical Assistance / Consultant for the development of Ekiti State water supply sector institution performance	9,200,000.00	
					9,200,000.00
27	026100100400	EKITI STATE WATER SECTOR REGULATORY AGENCY	Payment for the development of Ekiti State Water & Sanitation Regulatory Agency 2024-2026	3,006,987.95	
			Stakeholders engagement & validation meeting on review in Ekiti State open defecation free road map	3,520,000.00	
			Advocacy & awarness campaign across the three senatorial districts of Ekiti State	2,000,000.00	
					8,526,987.95
		SUB TOTAL ECONOMIC	-		7,965,602,143.83
	030000000000	LAW & JUSTICE			
28	032600100400	LAW REFORM COMMISSION	Payment for the review & update of all laws of Ekiti State and consolidating them in one Compendium	48,210,600.00	
					48,210,600.00
	050000000000	SOCIAL SECTOR			
29	051300100100	MINISTRY OF YOUTH AND SPORT DEVELOPMENT	Payment for Subvention/financial assistance to Registered Youth Organisation in Ekiti State	10,000,000.00	
			Payment for meal subsidy & fuelling support to the 3000 NYSC members in Ekiti State Batch A	5,000,000.00	
					15,000,000.00

SUPPLEMENTARY NOTE 9: SPECIAL PROGRAMMES/PROJECTS
(OTHER CAPITAL EXPENDITURES THAT CANNOT BE CLASSIFIED INTO PPE)

S/N	ADMINISTRATIVE CODE	MDA's	DETAILS	JAN. - JUNE, 2024	
			₦	₦	₦
30	051305200100	EKITI STATE SPORT COMMISSION	Payment of outstanding Audit fees (Messrs Olu Daramola) balance.	4,040,000.00	
					4,040,000.00
31	051305300100	EKITI STATE OFFICE OF DISABILITY AFFAIRS	Payment for vocational training for seventy five (75) persons with disability across the sixteen (16) local government area of Ekiti State	4,000,000.00	
					4,000,000.00
32	051400100100	MINISTRY OF WOMEN AFFAIRS, GENDER EMPOWERMENT AND SOCIAL WELFARE	Payment for welfare & empowerment of widows & indigent families for the year 2024	39,035,000.00	
			Payment for maintenance of facilities at the transit home for abused women & girls at Agric Olope, Ado Ekiti from July 2023 to June 2024	10,000,000.00	
			International Women's Day Celebration in Ekiti State	40,000,000.00	
			Implementation of Army -GRV activities for year 2024	7,197,500.00	
					96,232,500.00
33	051702600100	SCHOOL AGRIC AND ENTERPRISE AGENCY	Payment for establishment of Entrepreneurship Clubs in three (3) Schools	1,485,050.00	
			Payment for the monitoring of the existing schools farms project in 45 schools	396,800.00	
					1,881,850.00
34	052100100100	MINISTRY OF HEALTH AND HUMAN SERVICES	Payment for Health Risk Management in all MDAs in Ekiti State	4,980,100.00	
			Payment for the Supply of Medication, Commodities and Consumables to Sexual Assault Referral Centre (Moremi Clinic EKSUTH)	5,000,000.00	
			Payment for reimbursement of medical expenses incurred at Sexual Assault Referral Centre (Moremi Clinic)	1,622,865.00	
			Payment for first quarter meeting of the State Technical working group on Adolescent, Youths, Health & Developmental (STWGAYNO)	650,000.00	
			Payment for family planning unit activities for year 2024	15,338,400.00	
			Payment for state wide anti quackery inspectorate and Health care standards compliance monitoring campaign in Ekiti State	10,000,000.00	
					37,591,365.00

SUPPLEMENTARY NOTE 9: SPECIAL PROGRAMMES/PROJECTS
(OTHER CAPITAL EXPENDITURES THAT CANNOT BE CLASSIFIED INTO PPE)

S/N	ADMINISTRATIVE CODE	MDA's	DETAILS	JAN. - JUNE, 2024	
			₦	₦	₦
35	052100300100	PRIMARY HEALTH CARE DEVELOPMENT AGENCY	Payment for the National Implementation of second round of National Immunization Plus Days (NIPDS) activities in Ekiti	4,301,000.00	
					4,301,000.00
36	052110200100	HOSPITAL MANAGEMENT BOARD	Payment for logistics towards the accreditation of medical Internship programme at SSH, Ikere Ekiti	2,850,000.00	
					2,850,000.00
		SUB TOTAL SOCIAL	-		165,896,715.00
		TOTAL ADMINISTRATION SECTOR	-	-	495,889,437.50
		TOTAL ECONOMIC SECTOR	-	-	7,965,602,143.83
		TOTAL LAW & JUSTICE SECTOR		-	48,210,600.00
		TOTAL REGIONAL SECTOR			-
		TOTAL SOCIAL SECTOR	-	-	165,896,715.00
		TOTAL (A)	-	8,675,598,896.33	8,675,598,896.33

SUPPLEMENTARY NOTE 9: SPECIAL PROGRAMMES/PROJECTS
(OTHER CAPITAL EXPENDITURES THAT CANNOT BE CLASSIFIED INTO PPE)

S/N	ADMINISTRATIVE CODE	MDA's	DETAILS	JAN. - JUNE, 2024	
			₦	₦	₦
		(B) OTHER: EXTERNAL FINANCES WITH DRAW DOWN			
		ADMINISTRATION SECTOR			
		ECONOMIC SECTOR			
37	Anex i	WORLD BANK ASSISTED PROJECT(PFMU)	WORLD BANK ASSISTED PROJECT(PFMU)	961,324,942.85	961,324,942.85
		LAW & JUSTICE SECTOR			-
		REGIONAL SECTOR			-
		SOCIAL SECTOR			
38	Anex ii	EDUCATION TRUST FUND	EDUCATION TRUST FUND	177,116,933.21	177,116,933.21
39		SUBEB		76,040,250.20	76,040,250.20
		HEALTH PROJECTS FINANCED BY AIDS & GRANTS :			
40	052100100100	MINISTRY OF HEALTH AND HUMAN SERVICES	MINISTRY OF HEALTH AND HUMAN SERVICES		
41	052100300100	PRIMARY HEALTHCARE DEVELOPMENT	PRIMARY HEALTHCARE DEVELOPMENT		
		TOTAL SOCIAL SECTOR			253,157,183.41
		TOTAL EXTERNAL FINANCES WITH DRAW DOWN (B)			1,214,482,126.26
		GRAND TOTAL			
		TOTAL ADMINISTRATION SECTOR			495,889,437.50
		TOTAL ECONOMIC SECTOR			8,926,927,086.68
		TOTAL LAW & JUSTICE SECTOR			48,210,600.00
		TOTAL REGIONAL SECTOR			-
		TOTAL SOCIAL SECTOR			419,053,898.41
		GRAND TOTAL (A+B)			9,890,081,022.59

NOTE 10A: LONG TERM BORROWING (DOMESTIC LOANS)

S/NO	DETAILS	OPENING BALANCE	RECONCILED ADJUSTMENT OF BALANCE B/F	ADDITIONAL LOAN	TOTAL LOAN BALANCE	PRINCIPAL PAYMENT	RECONCILED ADJUSTMENT OF BALANCE B/F	INTEREST PAYMENT	TOTAL PAYMENT	CLOSING BALANCE	CURRENT PORTION OF BORROWING
A	B	C	D	E	F=C-D+E	G	H	I	J=G+H+I	K=F-J	PROJECTED PR & INT.
		₦	₦		₦	₦	₦	₦	₦	₦	₦
1	BUDGET SUPPORT	16,295,164,134.96	45,962,952.49	-	16,249,201,182.47	16,249,201,182.47	45,962,952.49	-	16,295,164,134.96	-	-
2	BAIL OUT	7,440,244,833.49	957,254,583.49	-	6,482,990,250.00	6,482,990,250.00	957,254,583.49	-	7,440,244,833.49	-	-
3	RESTRUCTURED COMMERCIAL BANK LOANS (FGN BONDS)	16,159,702,584.15	- 47,855,634.79	-	16,207,558,218.94	537,711,154.76	- 47,855,634.79	703,357,103.87	1,193,212,623.84	15,669,847,064.18	537,711,154.76
4	EXCESS CRUDE ACCOUNT (ECA) LOAN	8,227,371,064.90	1,435,704,398.23	2,722,353,990.97	9,514,020,657.64	6,942,908,555.05	1,435,704,398.23	-	8,378,612,953.28	2,571,112,102.59	151,241,888.38
5	STATE BONDS	9,794,091,126.05	-	-	9,794,091,126.05	1,025,654,985.55	-	489,704,556.30	1,515,359,541.85	8,768,436,140.50	1,025,654,985.55
6	RESTRUCTURED COMMERCIAL BANK LOANS (STATE GOVT.)	2,121,060,926.77	-	-	2,121,060,926.77	1,017,495,762.71	-	19,922,904.43	1,037,418,667.14	1,103,565,164.06	1,017,495,762.71
7	COMMERCIAL AGRICULTURE CREDIT SCHEME	4,270,892,146.11	-	-	4,270,892,146.11	107,347,192.30	-	196,932,782.96	304,279,975.26	4,163,544,953.81	107,347,192.30
8	CBN HEALTH INTERVENTION	1,919,165,347.81	-	-	1,919,165,347.81	91,691,215.45	-	70,823,688.71	162,514,904.16	1,827,474,132.36	91,691,215.45
9	CBN (DCRR) SCHEME I	4,366,920,264.87	-	-	4,366,920,264.87	299,430,614.44	-	139,263,805.40	438,694,419.84	4,067,489,650.43	299,430,614.44
10	CBN (DCRR) SCHEME II	4,528,658,683.28	-	-	4,528,658,683.28	301,182,118.06	-	138,072,636.80	439,254,754.86	4,227,476,565.22	301,182,118.06
11	CBN - BRIDGING FACILITY	18,225,336,103.89	-	-	18,225,336,103.89	18,225,336,103.89	-	-	18,225,336,103.89	-	-
	TOTAL	93,348,607,216.28	2,391,066,299.42	2,722,353,990.97	93,679,894,907.83	51,280,949,134.68	2,391,066,299.42	1,758,077,478.47	55,430,092,912.57	42,398,945,773.15	3,531,754,931.65

Less: Current Portion of Borrowing

3,531,754,931.65

Balance of Long Term Borrowing (Domestic)

38,867,190,841.50

NOTE 10B: LONG TERM BORROWING (FOREIGN LOANS)

S/N	FOREIGN LOAN	CREDITOR	LOAN CURRENCY	LOAN AMOUNT	PRINCIPAL	INTEREST	TOTAL PR+INT IN LOAN CURRENCY	DEBT BAL IN ORIGINAL CURRENCY	DEBT OUTSTANDING IN USD	DEBT OUTSTANDING IN NAIRA
1	EKITI STATE 3RD WATER MULTI STATE AGRIC DEV. PROJECT	IDA	XDR	8,476,945.10	211,923.10	2,053.00	213,976.10	211,923.06	284,337.17	255,730,860.34
2	EKITI STATE COMMUNITY BASED POVERTY REDUCTION	IDA	XDR	7,642,692.40	191,179.00	17,147.20	208,326.20	4,299,599.45	5,768,772.64	5,188,393,731.01
3	HSDP	IDA	XDR	4,088,840.00	102,221.00	8,884.70	111,105.70	788,205.19	1,057,534.91	951,139,495.31
4	UBE	IDA	USD	5,000,000.00	120,052.10	8,290.50	128,342.60	1,909,218.48	1,909,218.48	1,717,137,736.38
5	HIV/AIDS	IDA	XDR	1,535,762.30	38,394.10	3,696.00	42,090.10	808,061.69	1,084,176.38	975,100,646.94
6	HSDP (II)	IDA	XDR	2,313,697.80	23,137.00	7,812.60	30,949.60	1,995,417.20	2,677,251.28	2,407,901,060.47
7	FADAMA	IDA	XDR	2,858,563.00	28,585.60	9,647.70	38,233.30	2,544,121.07	3,413,447.27	3,070,030,580.51
8	HIV/AIDS (SECOND)	IDA	XDR	3,343,202.00	33,432.00	11,670.00	45,102.00	3,028,595.89	4,063,467.15	3,654,653,910.44
9	SEPIP	IDA	USD	48,333,333.00	483,333.30	172,084.10	655,417.40	45,634,854.03	45,634,854.03	41,043,668,270.60
10	3RD NATIONAL URBAN WATER SECTOR REFORM	IDA	XDR	32,400,000.00	534,600.00	106,972.90	641,572.90	27,590,515.99	37,018,195.66	33,293,906,047.59
11	EKITI STATE NATIONAL PROGRAMME FOR FOOD SECURITY	IDA	FUA	7,000,000.00	35,000.00	4,303.56	39,303.56	113,088.95	138,039.00	124,151,311.16
12	Youth Employment & Social Support Option		USD	18,000,000.00	180,000.00	-	180,000.00	18,000,000.00	18,000,000.00	16,189,074,000.00
	LESS: PAYMENT FOR THE YEAR									(2,636,997,977.45)
	TOTAL			140,993,035.60	1,981,857.20	352,562.26	2,334,419.46	106,923,601.00	121,049,293.97	106,233,889,673.30
Less: Current Portion of Borrowing (Foregn Loan)										2,636,997,977.45
Longterm Borrowing (Foregn Loan)										103,596,891,695.85

				LOAN CURRENCY	NAIRA (₦)		FOREIGN LOAN BALANCE AS AT 30/6/2024	NAIRA (₦)	
	OVERALL TOTAL (PR+INTR)			2,334,419.46	3,106,106,431.15		FOREIGN LOAN BALANCE BF	45,568,804,361.80	
	PRINCIPAL PAYMENT			1,981,857.20	2,636,997,977.45		EXCHANGE RATE DIFFERENTIAL B/F	63,302,083,288.95	
	INTEREST PAYMENT			352,562.26	469,108,453.70		ADDITION DURING THE YEAR	-	
							PRINCIPAL REPAYMENT	(2,636,997,977.45)	
							FOREIGN LOAN B/D	106,233,889,673.30	

SUPPLEMENTARY NOTE 11: FINANCIAL CHARGES

SUMMARY ANALYSIS OF FINANCIAL CHARGES

S/N	MONTH	SMS CHARGES	SUNDRY BANK CHARGES	NIBSS CHARGES	COMMISSION CHARGES	TOTAL
		₦	₦	₦	₦	₦
1	JANUARY	99,775.00	-	-	-	99,775.00
2	FEBRUARY	24,510.18	4,278,496.64	14,788,971.29	-	19,091,978.11
3	MARCH	156,949.80	1,696,066.91	39,139,300.27	-	40,992,316.98
4	APRIL	454,292.92	1,156,931.04	5,159,165.11	-	6,770,389.07
5	MAY	180,592.86	1,381,699.29	35,228,468.66	-	36,790,760.81
6	JUNE	263,457.90	(985,651.15)	6,864,198.51	-	6,142,005.26
	TOTAL	1,179,578.66	7,527,542.73	101,180,103.84	-	109,887,225.23

SUPPLEMENTARY NOTE 12A: ADVANCES (REVOLVING ADVANCES)

DETAILS	₦	₦	₦	₦	REMARK ₦
CIVIL SERVANTS	30/06/2024	30/06/2024	30/06/2023	30/06/2023	(DECREASE)
Housing Loan	1,165,284,341.02		1,024,418,298.15		
Vehicle Loan	1,567,980,549.17		1,201,831,266.39		
TOTAL		2,733,264,890.19		2,226,249,564.54	
SECONDARY SCHOOLS TEACHERS					
Housing Loan	510,291,544.63		497,221,111.85		
Vehicle Loan	513,920,359.54		485,073,699.32		
		1,024,211,904.17		982,294,811.17	
TOTAL		3,757,476,794.36		3,208,544,375.71	548,932,418.65
LOAN TO OTHER TIERS OF GOVERNMENT					
Local Government (Bail-Out)	1,124,567,891.18		1,218,937,350.62		
less: Refunds by Local Governmnets	47,184,729.72		39,320,608.10		
TOTAL		1,077,383,161.46		1,179,616,742.52	
GRAND TOTAL		4,834,859,955.82		4,388,161,118.23	

SUPPLEMENTARY NOTE: 12B WEMA SHARES

DETAILS	₦	₦	₦
Shares divested to Civil Servants etc	499,743,683.20		
Add: Unalloted Shares	16,256,316.80		
Amount released by State Government		516,000,000.00	
Less:			
Refunds (2007-2023)	469,234,214.16		
Refunds : January - June, 2024	96,860.48	469,331,074.64	
BALANCE			46,668,925.36

**SUPPLEMENTARY NOTE 13: PREPAYMENT
BOND SINKING FUND ACCOUNT AS AT 30TH JUNE, 2024**

	DETAILS	JUNE, 2024	JUNE, 2023	SUPPL. NOTE
		₦	₦	
	INFLOWS:			
	ISPO	16,635,340,773.00	12,150,340,773.00	
	Receipt from State Government	-	-	
	Investment Income	216,506,612.00	100,439,552.00	
	TOTAL INFLOW	16,851,847,385.00	12,250,780,325.00	
	OUTFLOWS:			
	Payment to Bond Holders	10,597,257,540.00	7,566,538,457.00	
	Refund to State Government	2,343,844,290.00	2,343,844,290.00	
	Consultants Fee	-	-	
	Registrars Fees	-	-	
	Management Fees	53,250,788.00	30,953,530.00	
	Trusteeship Fees	56,437,500.00	40,312,500.00	
	Reimbursable Fees	-	-	
	Bank Charges and Courier	36,776.00	35,132.00	
	Secretariat fee	83,126,743.00	74,956,593.00	
	TOTAL OUTFLOW	13,133,953,637.00	10,056,640,502.00	
	BALANCE	3,717,893,748.00	2,194,139,823.00	

ADJUSTMENT NOTE

	Balance as at 01/01/2024	3,111,844,583.00		
	Recovery	-		
	Increase in Bond Sinking Fund Value	606,049,165.00		
	Balance as at 30/06/2024	3,717,893,748.00		

SUPPLEMENTARY 14: SCHEDULE OF EXPENDITURE CAPTURED IN PPE

S/N	ADMINISTRATIVE CODE	MDA'S	CLASSIFICATION	STATUS	DETAILS	JAN. - JUNE, 2024	JAN. - JUNE, 2024
			N		N	N	N
	010000000000	ADMINISTRATION SECTOR					
1	011100100100	GOVERNMENT HOUSE AND PROTOCOL	BUILDING	ON-GOING	Payment for the renovation and facelift of the Governor House facility, Oke Awoha	12,485,193.01	
				COMPLETED	Payment towards the renovation & remodelling of Jibowu Hall in Governor's office. Ado Ekiti (Balance payment)	132,725,015.59	
							145,210,208.60
2	011111200100	GENERAL ADMINISTRATION DEPARTMENT	BUILDING	ON-GOING	Payment for the renovation & remodelling of Old Governor's office	43,318,850.43	
							43,318,850.43
			FURNITURE AND FITTINGS	COMPLETED	Payment for the procurement of furniture for the newly established Customary Court of Appeal	61,823,360.00	
				COMPLETED	Payment for the supply & installation of furniture items & office equipment for some Commissioners, Permanent Secretaries and OTSD	277,452,125.00	
							339,275,485.00
3	011100400100	EKITI STATE SUSTAINABLE DEVELOPMENT GOALS	INFRASTRUCTURE	COMPLETED	Payment for landscaping fencing and drilling of Borehole at NEO-NATAL Ekiti State Teaching Hospital, Ado Ekiti	33,478,632.23	
							33,478,632.23
4	011110100100	BUREAU OF SPECIAL PROJECTS	BUILDING	COMPLETED	Reconstruction of Justice Ajakaye buiding in Ekiti State High court	27,098,464.86	
				ON-GOING	Construction of new Governor's office (1st tranche)	100,000,000.00	
				ON-GOING	Construction of new Governor's office (balance payment)	82,756,296.00	
				COMPLETED	Renovation of Ministry of Women Affairs & Social dev. Creche at Ekiti State	8,680,800.00	
							218,535,560.86
		SUB TOTAL ADMIN					779,818,737.12
	020000000000	ECONOMIC SECTOR					
5	021500100100	MINISTRY OF AGRICULTURE AND FOOD SECURITY	LAND	ON-GOING	Land clearing of 10HA at Eksu road, Irasa, Ado Ekiti	5,450,000.00	
				ON-GOING	Land clearing of 20HA at Ikogosi along Ipole - Iloro road, Ikogosi Ekiti	15,530,000.00	
				ON-GOING	Land clearing of 10HA at Omuo along Igede road, Omuo Ekiti	7,765,000.00	
				ON-GOING	Land clearing of 20HA at Ole/ Ilupeju victory capital coop along Imojo road Oye Ekiti	15,530,000.00	

SUPPLEMENTARY 14: SCHEDULE OF EXPENDITURE CAPTURED IN PPE

S/N	ADMINISTRATIVE CODE	MDA'S	CLASSIFICATION	STATUS	DETAILS	JAN. - JUNE, 2024	JAN. - JUNE, 2024
			N		N	N	N
				ON-GOING	Land clearing of 15HA at Iyemero Ekiti	8,175,000.00	
				ON-GOING	Land clearing of 30HA of light vegetation at Erinfun & Eksu Alunmi Ado Ekiti	16,350,000.00	
				ON-GOING	Land clearing of 10HA of land at Egi/ Aara farm settlement Ipere Ekiti along Isan road, Ipere Ekiti	7,765,000.00	
				ON-GOING	Land clearing of 10HA at tick vegetation at Ikogosi Ekiti (50% mobilisation)	7,765,000.00	
				ON-GOING	Land clearing of 10HA of light vegetation at Eksu, Irasa Ado Ekiti	5,450,000.00	
							89,780,000.00
			BUILDING	COMPLETED	Renovation of office space for L- PRES (Counterpart fund)	33,825,225.00	
							33,825,225.00
6	022000800100	INTERNAL REVENUE SERVICES	OFFICE EQUIPMENT	COMPLETED	Payment for the procurement of ICT tools and other equipments towards optimising revenue collection	49,110,677.06	
				COMPLETED	Payment for the procurement of ICT and other furniture towards optimising revenue collection in Ekiti State	21,418,822.28	
							70,529,499.34
7	022000800300	EKITI STATE LOTTERIES COMMISSION	OFFICE EQUIPMENT	COMPLETED	Payment for the purchase of Generator	1,724,637.89	
				COMPLETED	Payment for the purchase of Laptops	3,500,000.00	
							5,224,637.89
			FURNITURE AND FITTINGS	COMPLETED	Payment for the purchase of furniture	2,000,000.00	
							2,000,000.00
8	022800100100	BUREAU OF INFORMATION, COMMUNICATION AND TECHNOLOGY	INFRASTRUCTURE	COMPLETED	Restoration of campus B network infrastructure, secretariat complex network	9,591,227.00	
							9,591,227.00
9	023100100100	EKITI STATE ELECTRICITY BOARD	INFRASTRUCTURE	COMPLETED	Installation of Solar Street light system from Omisanjana to Ajobamidele Ado Ekiti	275,884,302.29	
				COMPLETED	Rehabilitation of Ilumoba- Ikole 33kv network	145,289,700.00	
				COMPLETED	Extension of electricity, installation of transformer at Isan & Usi Ekiti	60,002,575.00	

SUPPLEMENTARY 14: SCHEDULE OF EXPENDITURE CAPTURED IN PPE

S/N	ADMINISTRATIVE CODE	MDA'S	CLASSIFICATION	STATUS	DETAILS	JAN. - JUNE, 2024	JAN. - JUNE, 2024
			N		N	N	N
				COMPLETED	Extension of 11kv (IPP) from teaching hospital to Ekiti University Injection sub station	139,330,505.00	
				COMPLETED	Extension of electricity from Ilawe to Igbara odo - Ekiti	162,834,000.00	
				COMPLETED	Installation of Solar Street Light System btw Mathew Junction & Ajilosun, Agric Olope Ado Ekiti	92,249,026.91	
				COMPLETED	Extension of 33kv network from Aramoko Ekiti to Ijero Ekiti	150,000,000.00	
				COMPLETED	Extension of electricity & installation of transformer of 300kva at Aba iya medi & its communities	59,882,800.00	
							1,085,472,909.20
10	023400100100	MINISTRY OF WORKS	INFRASTRUCTURE	ON-GOING	Construction of Airfield pavement in Ado Ekiti	780,516,214.12	
				ON-GOING	Construction of Flyover bridge at Ijigbo Ado Ekiti	900,000,000.00	
				ON-GOING	Rehabilitation of Ado - Ilawe road	217,510,407.15	
				ON-GOING	Rehabilitation of Iworoko - Ifaki road (2rd tranche)	1,000,000,000.00	
				ON-GOING	Construction of Atlas - Ajebamidele - Deeper life - Alasia - Shepherd Omisajana road (2rd tranche)	1,000,000,000.00	
				ON-GOING	Construction of Flyover bridge at Ijigbo Ado Ekiti (1ST TRANCHE)	1,100,000,000.00	
				ON-GOING	Construction of Ikere - Igbara Odo road	500,000,000.00	
				ON-GOING	Rehabilitation of Itapa - Ijelu - omuo oke road & additional work on the construction of bridge, Itapa	171,903,264.93	
				ON-GOING	Rehabilitation Ikere - ise - emure road	647,680,022.03	
				ON-GOING	Construction of Ikole - ara- isinbode road	417,097,768.26	
				ON-GOING	Rehabilitation of Ilawe - erinjiyan road	190,339,270.36	
				ON-GOING	Rehabilitation of Hospital Management Board Road, Ado Ekiti	125,000,000.00	
				ON-GOING	Rehabilitation of Igbara odo - Ikogosi road	225,000,000.00	
				ON-GOING	Reconstruction of Ikere / Igbara odo road (2rd tranche)	1,000,000,000.00	
				ON-GOING	Construction of Flyover Bridge at Ijigbo Ado Ekiti (2RD TRANCHE)	2,000,000,000.00	
				ON-GOING	Rehabilitation of Agic Olope / Moferere / Odo Ado road	136,624,105.78	
				ON-GOING	Constructure of Flyover bridge at Ijigbo Ado Ekiti (1ST TRANCHE)	2,000,000,000.00	
				ON-GOING	Constucture of major concrete work on Ado/ Ilawe / Igbara Odo/ Ibuji Road	38,934,010.63	

SUPPLEMENTARY 14: SCHEDULE OF EXPENDITURE CAPTURED IN PPE

S/N	ADMINISTRATIVE CODE	MDA'S	CLASSIFICATION	STATUS	DETAILS	JAN. - JUNE, 2024	JAN. - JUNE, 2024
			N		N	N	N
				ON-GOING	Constructure of Ikere / ilawe Road	2,961,703,607.84	
				ON-GOING	Constructure of Atlas - Ajebamidele - Deeper life - Alasia - Shepherd Omisajana Road (2rd tranche)	1,000,000,000.00	
				ON-GOING	Construction of Obisesan / Oke Ala / Basiri Road, Ado-Ekiti	410,382,514.68	
				ON-GOING	Rehabilitation of Itapa/ Ijelu/ Omuo road and additional work of river bridge Itapa	1,000,000,000.00	
				ON-GOING	Constructure of Flyover bridge at Ijigbo Ado Ekiti (2RD TRANCHE)	1,000,000,000.00	
				ON-GOING	Bal pay of Atlas - Ajebamidele - Deeper life - Alasia - Shepherd Omisajana road	69,373,289.38	
				ON-GOING	Bal pay of Atlas - Ajebamidele - Deeper life - Alasia - Shepherd Omisajana road	712,676,898.21	
				ON-GOING	Constructure of Flyover bridge at Ijigbo Ado Ekiti (3RD TRANCHE)	1,000,000,000.00	
				ON-GOING	Rehabilitation of Iworoko - Ifaki road	500,000,000.00	
				ON-GOING	Reconstruction of Ikere / Igbara odo road (balance payment)	444,626,847.00	
				ON-GOING	Construction of Ikole - ara- isinbode road	500,000,000.00	
				ON-GOING	Reconstructure of Iloro/ Injurin/ Temidire/ Ayegunle road	325,000,000.00	
				ON-GOING	Construction of Ikole - ara- isinbode road	1,000,000,000.00	
				ON-GOING	Construction of Airfield Pavement at Cargo Aiport in Ado Ekiti	148,900,000.00	
				ON-GOING	Rehabilitation road Ikere - ise - emure road (1st tranche)	500,000,000.00	
							24,023,268,220.37
11	023500100100	MINISTRY OF TRANSPORTATION	BUILDING	ON-GOING	Construction of Passagers Terminal building at Ekiti State Airport	268,755,627.98	
							268,755,627.98
			INFRASTRUCTURE	ON-GOING	Construction of Airport Project Phase II (1st tranche)	923,000,000.00	
				ON-GOING	Construction of Airfield Pavement at Ekiti Cargo Airport	277,148,139.03	
				ON-GOING	Construction of Airport Project Phase II (2nd tranche)	1,000,000,000.00	
				ON-GOING	Construction of Airfield Pavement at Ekiti Cargo Airport	861,805,984.72	
				ON-GOING	Completion of infrastructural work phase II at Ekiti cargo airport 1st tranche	1,000,000,000.00	
				ON-GOING	Additional 35% of Completion of infrastructural work phase II at Ekiti Cargo Airport (1st tranche)	1,650,578,033.65	
				ON-GOING	Construction of Airport Project Phase II	727,578,033.65	
							6,440,110,191.05
			PLANT AND MACHINERY	COMPLETED	Procurement of security equipment for the operation take off Ekiti Cargo Airport	332,763,232.14	
				COMPLETED	Procurement of Baggage Handling sytem for Ekiti Airport project 1st tranche	500,000,000.00	
				COMPLETED	Procurement of Baggage Handling sytem for Ekiti Airport project (Balance payment)	539,324,419.00	

SUPPLEMENTARY 14: SCHEDULE OF EXPENDITURE CAPTURED IN PPE

S/N	ADMINISTRATIVE CODE	MDA'S	CLASSIFICATION	STATUS	DETAILS	JAN. - JUNE, 2024	JAN. - JUNE, 2024
			N		N	N	N
							1,372,087,651.14
12	023500300100	EKITI STATE PUBLIC WORKS CORPORATION	PLANT AND MACHINERY	COMPLETED	Purchase of mechanical tools & replacement of faulty spare parts	60,000,000.00	
							60,000,000.00
13	022200100100	MINISTRY OF TRADE, INDUSTRY, INVESTMENT AND COOPERATIVE	BUILDING	COMPLETED	Payment for Establishment of Aso Oke weaving center in Ado Ekiti	100,876,074.41	
							100,876,074.41
14	023600100100	MINISTRY OF ARTS, CULTURE AND CREATIVE ECONOMY	SPECIALIZED EQUIPMENT	COMPLETED	Payment for the purchase of PA System and Musical Equipment for State Musical Band	9,500,000.00	
							9,500,000.00
15	023800100100	MINISTRY OF BUDGET AND PLANNING	INFRASTRUCTURE	COMPLETED	Payment for the completion of Agric Olope and renovation of Oja Oba Market project	264,317,561.24	
							264,317,561.24
16	026000100100	BUREAU OF LANDS	LAND	COMPLETED	Payment of Survey of Industrial land Bank in Ekiti State	1,460,000.00	
							1,460,000.00
17	022205200200	EKITI STATE COMMUNITY AND SOCIAL DEVELOPMENT AGENCY	INFRASTRUCTURES	COMPLETED	Payment of EK-CARES programme DL1 - 1.4 Completion of 30 New CDPs	558,600,000.00	
				COMPLETED	Payment of EK-CARES programme (1st tranche)	1,700,000,000.00	
				COMPLETED	Payment of EK-CARES programme (2nd tranche)	400,000,000.00	
				COMPLETED	Payment of EK-CARES programme (3rd tranche)	250,000,000.00	
				COMPLETED	Payment of EK-CARES programme (Balance payment)	250,100,000.00	
							3,158,700,000.00
18	025200100100	WATER CORPORATION	INFRASTRUCTURE	COMPLETED	Payment for rehabilitation of vandalised 500KVA/415.V Transformer HOC	4,499,000.00	
				ON-GOING	Payment for preparation of an Environmental and Social Management Plan (ESMP) for the replacement of 512m pipeline at Adehun rehabilitation of the Ureje New Treatment Plant located at Ajilosun	15,400,000.00	
				COMPLETED	Payment for reservoir pipe connection to link Oke Ayoba storage outlet at Fajuyi booster station	5,539,600.00	
							25,438,600.00

SUPPLEMENTARY 14: SCHEDULE OF EXPENDITURE CAPTURED IN PPE

S/N	ADMINISTRATIVE CODE	MDA'S	CLASSIFICATION	STATUS	DETAILS	JAN. - JUNE, 2024	JAN. - JUNE, 2024
			N		N	N	N
			OFFICE EQUIPMENT	COMPLETED	Payment for Procurement of ICT Equipment	38,648,000.00	
				COMPLETED	Payment towards the creation of cloud server for effective vending of water meter	7,140,000.00	
				COMPLETED	Payment for the development & maintenance of webs and customer relation management system	6,052,000.00	
							51,840,000.00
19	025200100200	EKITI STATE SMALL TOWNS AND RURAL WATER SUPPLY AND SANITATION AGENCY	INFRASTRUCTURE	ON-GOING	Payment towards the upgrading/rehabilitation of WASH facilities in St David primary school, Ido Ile	9,410,359.58	
				ON-GOING	Payment towards the upgrading/rehabilitation of WASH facilities in Basic Health Centre, Ipole-Iloro, (Additional payment)	6,723,871.05	
				ON-GOING	Payment for the upgrading/rehabilitation of WASH facilities in Community High School, Iye Ekiti	6,760,648.13	
				ON-GOING	Payment for upgrading/rehabilitation of WASH facilities in Basic Health Centre, Itapa Ekiti	6,278,635.57	
				ON-GOING	Payment towards the upgrading/rehabilitation of WASH facilities in Holy Apostolic N/P School, Asin Ekiti	8,375,629.32	
				ON-GOING	Payment for the upgrading/rehabilitation of WASH facilities in St Mary primary school, Ayebode Ekiti	7,929,104.77	
				ON-GOING	Payment for upgrading/rehabilitation of WASH facilities in Community primary school, Abule tuntun, Ijero	8,727,203.18	
				ON-GOING	Payment towards the rehabilitation of 3 Nos Hand pump borehole at Kajola street, Itapaji Ekiti	1,461,864.86	
				ON-GOING	Payment for upgrading/rehabilitation of WASH facilities in Okunsosi/Jemiriye High School, Igede Ekiti	8,799,529.57	
				ON-GOING	Payment for the rehabilitation of 3 Nos Hand pump borehole at Aafin Comp. Usi Ekiti	1,157,270.27	
				ON-GOING	Payment towards the rehabilitation of 3 Nos Hand pump borehole at Isawe street, Imojo Ekitit, Aafin Comp. Ayebode Ekiti	1,153,297.30	
				ON-GOING	Payment for upgrading/rehabilitation of WASH facilities in Commercial Secondary School, Igede Ekiti	9,943,449.97	
				ON-GOING	Payment towards the rehabilitation of 4 Nos Hand pump borehole at Orisunmibare street, Oloje Ekiti	1,929,189.19	
				ON-GOING	Payment for upgrading/rehabilitation of WASH facilities in Basic Health Centre, Awo Ekiti	6,812,996.53	
				ON-GOING	Payment for upgrading/rehabilitation of WASH facilities in AUD primary school, Ikoro Ekiti	8,801,575.83	
				ON-GOING	Payment for upgrading/rehabilitation of WASH facilities in St Columbus primary school, Igbemo Ekiti	9,684,850.23	

SUPPLEMENTARY 14: SCHEDULE OF EXPENDITURE CAPTURED IN PPE

S/N	ADMINISTRATIVE CODE	MDA'S	CLASSIFICATION	STATUS	DETAILS	JAN. - JUNE, 2024	JAN. - JUNE, 2024
			N		N	N	N
				ON-GOING	Payment towards the rehabilitation of 2 Nos Hand pump borehole at Odo Uro community, Iyin & Erijiyan Ekiti	879,405.41	
				ON-GOING	Payment for the rehabilitation of 3 Nos Hand pump boreholes at Idogun street, Odo Owa Ekiti	1,193,736.49	
				ON-GOING	Payment for the rehabilitation of 3 Nos Hand pump boreholes at Ijogun street, Itapaji Ekiti	1,270,513.51	
				ON-GOING	Payment for geographical survey & construction of 4 Nos Hand pump Boreholes at Temidire, Ikole, Ikunrin Ikole, Iro Ekiti, Gboyin & Iro Ayeteju Ekiti	4,162,162.16	
				ON-GOING	Payment towards the rehabilitation of 121 water facilities across local govt in Ekiti State	159,542,787.33	
				ON-GOING	Payment for upgrading/rehabilitation of Wash facilities in Basic Health Centre, Iloro Ekiti	2,615,483.47	
				ON-GOING	Payment for geographical survey & construction of 4 Nos Hand pump boreholes at Odi Olowo street, Ijesa modu Ekiti. Apeloye street, Owu Ekiti, Ori	4,162,162.16	
				ON-GOING	Payment for the upgrading/rehabilitation of WASH facilities in Holy Apostolic N/P School, Asin	2,512,688.80	
				ON-GOING	Payment for the upgrading/rehabilitation of WASH facilities in Community High School, Iye Ekiti	2,028,194.44	
				ON-GOING	Payment for the upgrading/rehabilitation of WASH facilities in Basic Health Centre, Itapa Ekiti	1,883,590.67	
				ON-GOING	Payment for the upgrading/rehabilitation of WASH facilities in Community primary school, Abule tuntun, Ijaro Ekiti	2,618,160.95	
				ON-GOING	Payment towards the geographical survey and construction of 4 Nos Hand pump boreholes at Ara Ekiti. Ilukuno Ekiti, Epe Ekiti, Odo owa in Ijero LGA	4,162,162.16	
				ON-GOING	Payment towards the geographical survey and construction of 4 Nos Hand pump boreholes at Awoso, Ijero, Amuni Ijero, Oke oro, Ijero and	4,162,162.16	
				ON-GOING	Payment for the upgrading/rehabilitation of WASH facilities in Basic Health Centre, Awo Ekiti	2,043,898.96	
							297,186,584.02
20	026200100100	MINISTRY OF INNOVATION, SCIENCE AND TECHNOLOGY	PLANT AND MACHINERY	COMPLETED	Paymentt for establishment of first state technology incubator	25,000,000.00	
							25,000,000.00
		SUB TOTAL ECONOMIC					37,394,964,008.64
	050000000000	SOCIAL SECTOR					
21	051702600500	EKITI STATE POLYTECHNIC, ISAN EKITI	BUILDING	ON-GOING	Payment on the Construction of 2 Nos Faculty Building at Ekiti State Polytechnic, Isan Ekiti	19,511,705.30	
							19,511,705.30

SUPPLEMENTARY 14: SCHEDULE OF EXPENDITURE CAPTURED IN PPE

S/N	ADMINISTRATIVE CODE	MDA'S	CLASSIFICATION	STATUS	DETAILS	JAN. - JUNE, 2024	JAN. - JUNE, 2024
			N		N	N	N
22	051700100100	EKITI STATE SCHOLARSHIP BOARD	FURNITURE AND FITTINGS	COMPLETED	Payment for the purchase of some furniture items/equipments	2,000,000.00	
							2,000,000.00
23	052100100100	MINISTRY OF HEALTH AND HUMAN SERVICES	BUILDING	COMPLETED	Outstanding payment due to Selovian International Ltd for completion of outstanding building & Renovation work at Oba Adejugbe General Hospital, Ado Ekiti (Balance payment)	43,886,352.43	
				COMPLETED	Outstanding payment due to MA DAMOO, for the renovation of State Specialist Hospital, Ikere Ekiti	38,498,280.14	
				COMPLETED	Outstanding payment due to Postal Ventures for the renovation of State Specialist Hospital, Ikere Ekiti	21,611,846.56	
				ON-GOING	Payment for renovation/equipping of Nine (9) Secondary Health Facilities, Govt House Clinic and HMB buildings at EKSUTH (1st Tranche)	500,000,000.00	
							603,996,479.13
			PLANT AND MACHINERY	ON-GOING	Payment for mechanical equipment to Nine (9) General Hospital and Government House Clinic	844,735,942.52	
							844,735,942.52
24	053500100100	MINISTRY OF ENVIRONMENT	INFRASTRUCTURE	COMPLETED	Payment for second phase of establishment of a standard meterological station WT Cargo Airport in Ado Ekiti and Payment of outstanding balance	45,000,000.00	
							45,000,000.00
25	053501600100	STATE ENVIRONMENTAL PROTECTION AGENCY	INFRASTRUCTURE	COMPLETED	Payment for Dredging of river course in Ikere, Ekiti South West Local Government Area in Ekiti State	88,351,351.35	
							88,351,351.35
26	053505300100	EKITI STATE WASTE MANAGEMENT AUTHORITY	PLANT AND MACHINERY	COMPLETED	Payment for the purchase of Mechanical Engineering tools for Mechanical Workshop	6,500,000.00	
							6,500,000.00
			TRANSPORT EQUIPMENT	COMPLETED	Payment for the purchase of five (5) Motorcycle	7,500,000.00	
							7,500,000.00

SUPPLEMENTARY 14: SCHEDULE OF EXPENDITURE CAPTURED IN PPE

S/N	ADMINISTRATIVE CODE	MDA'S	CLASSIFICATION	STATUS	DETAILS	JAN. - JUNE, 2024	JAN. - JUNE, 2024
			N		N	N	N
27	055100300100	MINISTRY OF RURAL AND COMMUNITY DEVELOPMENT	INFRASTRUCTURE	COMPLETED	Payment for the Construction of Culvert at River Tungba via Iyin Ekiti	9,114,000.00	
				COMPLETED	Payment of 2nd tranche of grant-in-aids (Self help assistance) to seventy communities in Ekiti State	157,171,000.00	
							166,285,000.00
		SUB TOTAL SOCIAL	-		-		1,783,880,478.30
		TOTAL ADMINISTRATION SECTOR				-	779,818,737.12
		TOTAL ECONOMIC SECTOR				-	37,394,964,008.64
		TOTAL LAW & JUSTICE SECTOR				-	-
		TOTAL REGIONAL SECTOR				-	-
		TOTAL SOCIAL SECTOR				-	1,783,880,478.30
		TOTAL (A)				39,958,663,224.06	39,958,663,224.06
		OTHER: EXTERNAL FINANCES WITH DRAW DOWN					
28		WORLD BANK ASSISTED PROJECT(PFMU)				5,619,843,565.33	
29		EDUCATION TRUST FUND				98,408,388.79	
30		SUBEB				1,651,251,643.06	
	011100400100	EKITI STATE SUSTAINABLE DEVELOPMENT GOAL					
		HEALTH PROJECTS FINANCED BY AIDS & GRANTS				-	
		TOTAL (B)				7,369,503,597.18	
		GRAND TOTAL (A+B)	-		-	47,328,166,821.24	

SUPPLEMENTARY 14: SCHEDULE OF EXPENDITURE CAPTURED IN PPE

S/N	ADMINISTRATIVE CODE	MDA'S	CLASSIFICATION	STATUS	DETAILS	JAN. - JUNE, 2024	JAN. - JUNE, 2024
			N		N	N	N

SUMMARY OF EXPENDITURE CAPTURED IN PPE

CLASS OF ASSET	ADDITION DURING THE MID-YEAR	WIP COMPLETED	ON-GOING (WIP)	TOTAL
LAND	91,240,000.00	-		91,240,000.00
BUILDING	-	499,768,897.07	1,026,827,672.72	1,526,596,569.79
INFRASTRUCTURE	-	9,064,721,639.79	30,775,964,995.44	39,840,686,635.23
PLANT AND MACHINERY	1,475,947,992.30	-	844,735,942.52	2,320,683,934.82
TRANSPORT EQUIPMENT	396,635,854.70	-		396,635,854.70
OFFICE EQUIPMENT	2,799,548,340.98	-		2,799,548,340.98
FURNITURE AND FITTING	243,275,485.00	100,000,000.00		343,275,485.00
SPECIALISED ASSETS	9,500,000.00	-		9,500,000.00
TOTAL	5,016,147,672.98	9,664,490,536.86	32,647,528,610.68	47,328,166,820.52

FINANCIAL HIGHLIGHTS: BUDGET SIZE AND PERFORMANCE ANALYSIS (CASH BASIS)

S/NO	DETAILS	MID-YEAR BUDGET 2024	ACTUAL JAN. - JUNE, 2024	PERFORMANCE (%)
	<u>REVENUE</u>	₦	₦	
1	OPENING BALANCE	2,447,377,204.96	39,714,164,593.81	
2	RECURRENT REVENUE	52,190,932,094.88	181,238,828,849.58	347
3	CAPITAL RECEIPTS	25,147,931,657.97	26,148,699,620.73	104
	TOTAL REVENUE	79,786,240,957.81	247,101,693,064.12	310
	<u>EXPENDITURE</u>	-		
1	RECURRENT EXPENDITURE	44,550,041,841.21	137,142,552,621.40	308
2	CAPITAL EXPENDITURE	35,236,199,116.60	57,218,247,843.83	162
	TOTAL EXPENDITURE	79,786,240,957.81	194,360,800,465.23	244

FINANCIAL HIGHLIGHTS: PRIOR YEAR COMPARATIVE ANALYSIS (CASH BASIS)

	DETAILS	ACTUAL JAN. - JUNE, 2024	ACTUAL JAN. - JUNE, 2023	PERCENTAGE CHANGE (%)
	<u>REVENUE</u>	₦	₦	
1	OPENING BALANCE	39,714,164,593.81	9,994,754,409.91	
2	RECURRENT REVENUE	181,238,828,849.58	50,804,420,683.26	257
3	CAPITAL RECEIPTS	26,148,699,620.73	18,441,708,386.53	42
	TOTAL REVENUE	247,101,693,064.12	79,240,883,479.70	212
	<u>EXPENDITURE</u>			
1	RECURRENT EXPENDITURE	137,142,552,621.40	48,934,187,173.53	180
2	CAPITAL EXPENDITURE	57,218,247,843.83	11,224,270,747.79	410
	TOTAL EXPENDITURE	194,360,800,465.23	60,158,457,921.32	223

PROGRAMME FOR RESULT (P for R)

	JAN. - JUNE, 2024			JAN. - JUNE, 2023		
MDAs	PERSONNEL	OVERHEADS	TOTAL	PERSONNEL	OVERHEADS	TOTAL
	₦	₦	₦	₦	₦	₦
MINISTRY OF FINANCE	40,579,302.25	10,472,403,310.82	10,512,982,613.07	28,355,855.75	8,588,358,013.76	8,616,713,869.51
MINISTRY OF BUDGET	51,757,135.87	5,680,000.00	57,437,135.87	39,766,723.33	1,800,000.00	41,566,723.33
STATE INTERNAL REVENUE	38,124,010.72	961,788,482.68	999,912,493.40	36,639,370.38	296,386,841.00	333,026,211.38
ACCOUNTANT GENERAL	91,710,989.15	683,713,712.71	775,424,701.86	76,455,330.88	1,923,534,405.93	1,999,989,736.81
TOTAL	222,171,437.99	12,123,585,506.21	12,345,756,944.20	181,217,280.34	10,810,079,260.69	10,991,296,541.03

SFTAS RECIEPTS

DETAILS	JAN. - JUNE, 2024	JAN. - JUNE, 2023
	N	N
SFTAS GRANTS	-	3,305,635,221.00
TOTAL	-	3,305,635,221.00

EKITI STATE GOVERNMENT
WORLD BANK ASSISTED PROJECTS

FUND FLOW STATEMENT FOR THE YEAR ENDED 30TH JUNE, 2024

Annex i											
DETAILS	RAAMP	LPRES	NEWMAP (EIB)	NASSNP	IDEAS	AGILE	SURWASH	IMPACT	CoPREP	CASH TRANSFER	TOTAL
	₦	₦	₦	₦	₦	₦	₦	₦	₦	₦	₦
Opening Balance	565,945,436.60	17,575,155.68	6,143,015.27	1,566.57	738,974,150.83	1,110,193,753.28	417,111,928.09	3,525,395,669.05	136,447,357.99	39,185,694.63	6,556,973,727.99
IDA (DRAW DOWN)	2,024,067,727.50	600,000,000.00	-	18,943,350.00	19,442,205.00	3,125,572,815.00	-	2,660,208,697.50	-	36,308,400.00	8,484,543,195.00
GCC	500,000,000.00	73,825,225.00	113,377,160.46		-		-	-	-	-	687,202,385.46
Interest	1,960,207.50	-	-		3,694,952.40	535,000.00	49,881.50	1,068,465.00	-	-	7,308,506.40
Exchange Rate Gain	2,155,482,208.11	552,175,059.15	-	-	729,955,412.82	2,823,205,151.92	378,314,640.40	5,923,080,146.06	-	-	12,562,212,618.46
Other Income	13,225,114.25		-		300,000.00	-	-	240,000.00	-	-	13,765,114.25
Total Inflow (A)	4,694,735,257.36	1,226,000,284.15	113,377,160.46	18,943,350.00	753,392,570.22	5,949,312,966.92	378,364,521.90	8,584,597,308.56	-	36,308,400.00	21,755,031,819.57
Total Fund Available	5,260,680,693.96	1,243,575,439.83	119,520,175.73	18,944,916.57	1,492,366,721.05	7,059,506,720.20	795,476,449.99	12,109,992,977.61	136,447,357.99	75,494,094.63	28,312,005,547.56
											-
Less:											-
Recurrent Expenditure	35,141,803.25	47,746,246.28	4,727,106.81	12,524,421.14	5,510,990.86	114,618,001.73	59,773,676.95	523,592,961.44	121,981,830.79	35,707,903.60	961,324,942.85
Capital Expenditure	84,490,592.12	238,058,604.70	12,360,341.16	-	-	4,708,450,188.85	-	576,483,838.50	-	-	5,619,843,565.33
Transfer to EIB	-	-	-	-	-	-	-	-	-	-	-
Total Outflow (B)	119,632,395.37	285,804,850.98	17,087,447.97	12,524,421.14	5,510,990.86	4,823,068,190.58	59,773,676.95	1,100,076,799.94	121,981,830.79	35,707,903.60	6,581,168,508.18
Closing Balance (A - B)	5,141,048,298.59	957,770,588.85	102,432,727.76	6,420,495.43	1,486,855,730.19	2,236,438,529.62	735,702,773.04	11,009,916,177.67	14,465,527.20	39,786,191.03	21,730,837,039.38

SCHEDULE OF EXPENDITURE CAPTURED IN PPE
(EXTERNAL FINANCES WITH DRAW DOWN)

Annex i (b)

S/N	ADMIN CODE	MDA'S	CLASSIFICATION	DETAILS	AMOUNT	
					N	N
		WORLD BANK ASSISTED PROJECTS UNDER PFMU				
1		EKITI STATE ADOLESCENT GIRLS INITIATIVE FOR LEARNING AND EMPOWERMENT (AGILE)	OFFICE EQUIPMENT	PROCUREMENT OF LAPTOPS, INVERTERS & OTHER EQUIPMENTS TO SECONDARY SCHOOLS IN EKITI STATE	2,040,633,603.93	
				CONSULTANCY SERVICES	146,963,808.42	
						2,187,597,412.35
			INFRASTRUCTURE	LARGE GRANTS TO SECONDARY SCHOOLS	2,520,852,776.49	
						2,520,852,776.49
2		LIVESTOCK PRODUCTIVITY AND RESILIENCE SUPPORT (LPRES) PROJECT	TRANSPORTATION EQUIPMENT	PROCUREMENT OF MOTOR VEHICLES	211,378,604.70	
				PROCUREMENT OF MOTOR CYCLES	26,680,000.00	
						238,058,604.70
3		IMMUNIZATION PLUS AND MALARIA PROGRESS BY ACCELERATING COVERAGE AND TRANSFORMING SERVICE (IMPACT)	OFFICE EQUIPMENT	PROCUREMENT OF 10 Nos LAPTOPS	10,852,214.50	
				NON-MONETARY PERFORMANCE FRAMEWORK	154,135,155.00	
				PAYMENT TO NSA	264,349,469.00	
						429,336,838.50
			TRANSPORTATION EQUIPMENT	PROCUREMENT OF 2 Nos PROJECT VEHICLES	147,147,000.00	
						147,147,000.00
4		RURAL ACCESS AND AGRICULTURAL MARKETING PROJECT (RAAMP)	INFRASTRUCTURE	CONSULTANCY ON RESETTLEMENT ACTION PLAN	6,284,262.99	
				CONSULTANCY ON ENVIRONMENTAL SOCIAL SAFEGUARD PLAN	7,203,040.22	

SCHEDULE OF EXPENDITURE CAPTURED IN PPE
(EXTERNAL FINANCES WITH DRAW DOWN)

Annex i (b)

S/N	ADMIN CODE	MDA'S	CLASSIFICATION	DETAILS	AMOUNT	
					₦	₦
				CONSULTANCY ON DESIGN AND SUPERVISION OF 65.1 KM ROAD REHABILITATION	15,983,336.01	
						29,470,639.22
			OFFICE EQUIPMENT	SUNDRY TRAINING COSTS OF SPIU ON SECTOR REFORMS & PROJECT IMPLEMENTATION	55,019,952.90	
						55,019,952.90
5		NEWMAP (EIB)	PLANT AND MACHINERY	DIAGNOSIS OF SWAMP BUGGY MACHINE 330GC EXCAVATOR	919,000.00	
				REPAIR OF SWAMP BUGGY MACHINE 330GC EXCAVATOR	11,441,341.16	
						12,360,341.16
					5,619,843,565.32	5,619,843,565.32

EKITI EDUCATION TRUST FUND

DETAILS OF FUND UTILIZATION FROM JAN. - JUNE, 2024

Annex ii

DATE	MINISTRY	PURPOSE	AMOUNT (N)	CLASSIFICATION	PPE	NOT PPE
16/1/2024	Adult Education Agency	Payment for the 2024 Ekiti State Government free JAMB Programme	20,000,000.00			20,000,000.00
05/09/2024	ADULT Education Agency	Fund released for part payment of the completion of Drop - in - Centre, Ado - Ekiti	11,116,838.79	BUILDING	11,116,838.79	
05/09/2024	ADULT Education Agency	Fund released for the procurement of learning materials for Adult Literacy Programme in Ekiti State	1,911,300.00	OFFICE EQUIPMENT	1,911,300.00	
29/1/2024	BTVE	Being part payment of indebtedness to Skill 'G' Nigeria LTD	40,000,000.00	BUILDING	40,000,000.00	
14/2/2024	BTVE	Being payment for running grants for 2nd term 2023 / 2024 academic session for the 2022 student in the six Technical Colleges in the State	1,999,800.00			1,999,800.00
22/2/2024	BTVE	Fund released for NABTEB registration for the year 2023 / 2024 academic session	31,000,000.00			31,000,000.00
15/4/2024	BTVE	Being payment for running grants for third term 2023 / 2024 academic session for the 2022 student in the six Technical Colleges in the State	1,999,800.00			1,999,800.00
29/4/2024	BTVE	Fund released to BTVE for touring allowance for SSA and other Government functionaries from Ekiti State to Lagos State	503,000.00			503,000.00
05/12/2024	BTVE	Being balance payment of indebtedness to Skill 'G' Nigeria LTD	40,000,000.00	BUILDING	40,000,000.00	
01/11/2024	ETF	Payment of 1.5% operational cost for the Office	733,937.48			733,937.48
16/1/2024	ETF	Fund released for the logistics support to carry out Audit inspection on the ETF account records for the period of July to December, 2024	350,000.00			350,000.00
31/1/2024	ETF	Fund released for the purchase of books of account for the year, 2024	748,000.00			748,000.00
02/08/2024	ETF	Being payment of 1.5% operational cost for the month of January, 2024	1,679,971.46			1,679,971.46

EKITI EDUCATION TRUST FUND

DETAILS OF FUND UTILIZATION FROM JAN. - JUNE, 2024

Annex ii

DATE	MINISTRY	PURPOSE	AMOUNT (N)	CLASSIFICATION	PPE	NOT PPE
13/2/2024	ETF	Being amount approved for DFA and CIA to attend 2024 Mandatory Continuing Professional Development (MCPD) Programme at Lokoja on the 19th - 20st February, 2024	502,000.00			502,000.00
14/2/2024	ETF	Fund released for monitoring and inspection of project	391,000.00			391,000.00
03/05/2024	ETF	Payment of 1.5% operational cost for the month of February,2024	1,927,862.21			1,927,862.21
04/08/2024	ETF	Payment of 1.5% operational cost for the month of March, 2024	1,779,804.99			1,779,804.99
23/4/2024	ETF	Fund released for ETF deduction verification exercise	750,000.00			750,000.00
05/07/2024	ETF	Payment of 1.5% operational cost for the month of April, 2024	1,640,273.79			1,640,273.79
05/08/2024	ETF	Fund released for night allowance of ETF official to attend the burial ceremony of Late Prof. Olomjobi, the husband of Dr. (Mrs) Olomjobi ,the Permanent Secretary MOEST	230,000.00			230,000.00
20/5/2024	ETF	Fund released for repair of ETF building / generator house and repairs of office furniture / replacement of the dysfunctional part of the corolla vehicle with registration number 06A-64EK	638,000.00	TRANSPORTATION EQUIPMENT	638,000.00	
29/5/2024	ETF	Fund released for the repairs / replacement of complete break system of the ETF Bus	260,000.00	TRANSPORTATION EQUIPMENT	260,000.00	
06/06/2024	ETF	1.5% Operational cost for the month of May,2024	1,999,821.44			1,999,821.44
	ETF	Bank Charges	41,606.10			41,606.10
04/02/2024	MOEST	Fund released for the repair of Toyota Hilux vehicle 06A-08EK (Project monitoring vehicle) attached to PS MOEST	3,032,250.00	TRANSPORTATION EQUIPMENT	3,032,250.00	
04/05/2024	MOEST	Fund released for the T.Y Danjuma Foundation through the Teacher aid initiative on project based approach to STEM Education	2,500,000.00			2,500,000.00

EKITI EDUCATION TRUST FUND

DETAILS OF FUND UTILIZATION FROM JAN. - JUNE, 2024

Annex ii

DATE	MINISTRY	PURPOSE	AMOUNT (N)	CLASSIFICATION	PPE	NOT PPE
05/02/2024	MOEST	Fund released for the conduct of compulsory civil service examination	500,000.00			500,000.00
27/5/2024	MOEST	Fund released for the 2024 Nestle Milo Basketball Championship	1,782,000.00			1,782,000.00
27/5/2024	MOEST	Fund released for the Technical Capacity Development team of	452,700.00			452,700.00
27/5/2024	MOEST	Fund released for the Education summit in Ibadan by PS TSC and DPR&S	273,000.00			273,000.00
27/5/2024	MOEST	Fund released for the NERDC'S 2024	287,500.00			287,500.00
28/5/2024	MOEST	Fund released for the STWS UBE Programme	517,000.00			517,000.00
28/5/2024	MOEST	Fund released for the mind your language conference 2024	1,500,000.00			1,500,000.00
06/06/2024	MOEST	Fund released for the NASET conference 2024	555,000.00			555,000.00
21/6/2024	MOEST	Fund released for the best graduating Law student at the Law School, Abuja	1,000,000.00			1,000,000.00
27/06/2024	MOEST	Fund released for the 2024 quality assurance conference	517,000.00			517,000.00
27/06/2024	MOEST	Fund released for the National stakeholders consultative conference in Abuja	124,000.00			124,000.00
27/06/2024	MOEST	Fund released for the NIEPA 2024 conference	580,000.00			580,000.00
27/06/2024	MOEST	Fund released for the perimeter survey of ten hectares of land at Otun	1,450,000.00	BUILDING	1,450,000.00	
22/1/24	Scholarship Board	Fund released as part payment for the 2023 / 2024 Bursary and Scholarship award	27,000,000.00			27,000,000.00
24/1/2024	Scholarship Board	Oluwapelumi Adebayo(N850,000.00) and State Scholarship awards (shortfall) to Master Okunola Isreal Ikeoluwapo	1,831,000.00			1,831,000.00
02/06/2024	Scholarship Board	Fund released as part payment for the 2023 / 2024 Bursary and Scholarship award	20,000,000.00			20,000,000.00
03/01/2024	Scholarship Board	Fund released as balance payment for the 2023 / 2024 Bursary and Scholarship award	21,510,000.00			21,510,000.00

EKITI EDUCATION TRUST FUND

DETAILS OF FUND UTILIZATION FROM JAN. - JUNE, 2024

Annex ii

DATE	MINISTRY	PURPOSE	AMOUNT (N)	CLASSIFICATION	PPE	NOT PPE
18/3/2024	Scholarship Board	young persons award on academic excellence to Master Idowu Blessing Jeremaih	1,100,000.00			1,100,000.00
06/06/2024	SURWASH	Retrival of amount double in April 15TH, 2024 statement	3,190,855.74			3,190,855.74
04/02/2024	TSC	Fund released for two(2) days training programme for the Principal and Vice Principals of the State Public Secondary School in Ekiti State	15,000,000.00			15,000,000.00
05/02/2024	TSC	Fund released as balance payment for induction training for newly recruited public secondary school teachers employed in 2022 and 2023 by Ekiti State Government	7,000,000.00			7,000,000.00
06/06/2024	TSC	Fund released for the printing of 6,000 copies of APER Forms	1,620,000.00			1,620,000.00
		TOTAL PAYMENTS	275,525,322.00		98,408,388.79	177,116,933.21

EKITI STATE GOVERNMENT
WORLD BANK ASSISTED PROJECTS
CONSOLIDATED FUND FLOW STATEMENT FOR JANUARY TO JUNE, 2024
EKITI STATE COVID ACTION RECOVERY AND ECONOMIC STIMULUS (CARES)

Annex iii

	DETAILS		COORDINATING UNIT	CASH TRANSFER UNIT	CSDP UNIT	FADAMA UNIT	MEDA	LIPW	TOTAL
A	RECEIPTS		₦	₦	₦	₦	₦	₦	₦
	Opening Balance	i	9,535,727.95	83,434,042.46	20,735,581.24	212,973,617.03	191,228.73	2,626,021.19	329,496,218.60
	IDA	ii				-			0.00
	GCC	iii	40,016,000.00	870,984,000.00	3,158,700,000.00	1,611,980,350.00	454,889,437.50	439,604,000.00	6,576,173,787.50
	Other Income	iv		-	3,887,238.09	-	-	-	3,887,238.09
	Total (i+ii+iii+iv)	v	49,551,727.95	954,418,042.46	3,183,322,819.33	1,824,953,967.03	455,080,666.23	442,230,021.19	6,909,557,244.19
B	EXPENDITURES BY CATEGORY								
	Stipends to beneficiaries/Grants to communities and groups	vi	-	364,820,000.00	2,538,304,229.20	605,057,508.33	399,125,822.34	119,462,500.00	4,026,770,059.87
	Enrollment Cost (one off)	vii	-	37,672,676.00	-	-	-	0.00	37,672,676.00
	Training, Workshop and Study Tours	viii	-	9,141,500.00	39,393,880.00	-	-	0.00	48,535,380.00
	Operating Cost	ix	18,336,730.39	35,662,574.60	37,744,084.08	59,682,160.00	1,667,209.77	25,819,348.13	178,912,106.97
	Consultancy	x	-	2,223,000.00	54,087,999.98	-	-	-	56,310,999.98
	Goods	xi			16,336,025.00	-	-	-	16,336,025.00
	Total Expenditures (vi+vii+viii+ix+x+xi+xii)	xii	18,336,730.39	449,519,750.60	2,685,866,218.26	664,739,668.33	400,793,032.11	145,281,848.13	4,364,537,247.82
	Closing Balance (v-xii)	xiii	31,214,997.56	504,898,291.86	497,456,601.07	1,160,214,298.70	54,287,634.12	296,948,173.06	2,545,019,996.37