



...Ilẹ̀ Iyì, Ilẹ̀ Èyẹ

YEAR 2023 ANNUAL REPORT

FISCAL RESPONSIBILITY COMMISSION EKITI STATE

*Secretariat/Bank Road, Behind Chicken
Republic, Ado-Ekiti,
Ekiti State*



...Ilẹ̀ Iyì, Ilẹ̀ Èyẹ

YEAR 2023 ANNUAL REPORT

**FISCAL RESPONSIBILITY
COMMISSION EKITI STATE**

Secretariat/Bank Rd, Behind Chicken Republic, Ado-Ekiti. Ekiti State



His Excellency
BIODUN ABAYOMI OYEBANJI
Governor, Ekiti State.



Her Excellency
Chief (Mrs.) Christianah Monisade Afuye
Deputy Governor, Ekiti State.



Right Hon. Aribasoye Stephen Adeoye
Hon. Speaker Ekiti State House of Assembly.



Engr. Sunday Olanrewaju Komolafe (FNSE, COREN)
Ekiti State Head of Service



**Management Members & The Ex-Officio,
Ekiti State Fiscal Responsibility Commission.**

(From L-R: Mr. A. O. Adeparusi D(PR&S), FRC; Mrs. Lucy B. Bamisile, rep. Ministry of Finance (Ex-officio); Mr. Adebayo Oluwaseun Afolabi rep. Ministry of Budget (Ex-officio); Mrs. Adebimpe Yetunde Ayodele FRC (Executive Secretary); I. J. Adelusi Esq rep. Ministry of Justice (Ex-officio); Mrs. Bukola Oludaisi (Director Administration & Supply)

OUR LEADERSHIP

Our leadership team includes the Executive Secretary and four Directors/ one Internal Auditor who are responsible for strategic and day-too-day management of the Commission.

The members of the office leadership team are:



Mrs. Adebimpe Yetunde Ayodele(MCIPM)
Executive Secretary (FRC)



Adewale Olurotimi Adeparusi
Director (PR&S)



Bukola Elizabeth Oludaisi
Director (Admin & Supplies)




Engr. Adewale Johnson Adesanya
Director (M&E)




Florence Funke Kayode
Director (Finance & Acct)



Bukola Mary Afolabi
Chief Internal Auditor



**Director Policy &
Standard**



**Director Strategic
Communication**

**Part of the Fiscal Responsibility Commission Management Officers during
the Flag Off of 2023 Annual Budget Performance Review Exercise**



GROUP PICTURE OF FISCAL RESPONSIBILITY COMMISSION STAFF



Opening Address by the Head of Service



The Executive Secretary FRC opening Speech at the Flag off of 2023 Budget Performance



Prayer said by Mr. Apata Babatunde Abioye BOUESTI Bursar,



Institutions with HOS & Permanent Secretary Information & Orientation standing Ovation



HOS, Executive Secretaries & Permanent Secretary At the opening session



All MDAs, LGAs/LCDAs & Tertiary Institutions at the opening session of year 2023 Budget Performance Review Exercise



HOS, Executive Sec. with DAS from MDAs



FRC Executive Secretary presenting her vote of thanks



HOS and the Secretary



HOS, Executive Sec. with DFAs from MDAs



HOS & Executive Secretary (FRC)
on the High Table



Registration of Participants from MDAs



MDAs during Budget Performance Review Exercise



Budget Performance Review Team



Executive Sec. & FRC management staff during the Budget Performance Review Exercise



LGAs/LCDAs during Budget Performance Review Exercise



**Mrs. Adebimpe Yetunde Ayodele
Executive Secretary (FRC)**



Departure of HOS with his team



Head of Service, Heads of Corporations, MDAs Accounting Officers, HLAs at LGAs/LCDAs and Head of Institutions in Ekiti State during the flag off of 2023 Annual Budget Performance Review Exercise for MDAs, LGAs, LCDAs & Tertiary Institutions at Abacha Hall (Ministry of Local Government Affairs, Oke Bareke, Ado-Ekiti) on Monday 25th March, 2024

FISCAL RESPONSIBILITY COMMISSION, EKITI STATE ANNUAL REPORT FOR THE YEAR ENDED 31ST DECEMBER, 2023.

CONTENTS	PAGE
Pictures:	3-7
Our Leadership:	8
Activities Pictures:	9-15
Table of Contents:	16
List of Acronyms:	17
List of Tables:	18-19
The Commitment:	20
Our Vision:	21
Our Mission:	22
Our Core Values:	23
Organogram of FRC:	24
Introduction:	25-26
PART ONE - THE MANDATE	
Chapter 1 – Commission’s mandate:	27-28
– Welcome Address:	29-33
PART TWO – MAIN REPORT	
Chapter 2 – Department of Administration and Supplies:	34-35
Chapter 3 – Monitoring and Evaluation Department:	36-75
Chapter 4 – Budget Planning, Research and Statistics Department:	76-153
Chapter 5 – Finance and Account:	154-157
PART THREE – LOOKING AHEAD	
Chapter 6 – Challenges/Observation & Recommendations:	158-164
Chapter 7 – Conclusion:	165-166
Chapter 8 – Future Plans:	167

LIST OF ACRONYMS

FRC	- Fiscal Responsibility Commission
FRL	- Fiscal Responsibility Law
MDAs	- Ministries, Departments and Agencies
LGAs	- Local Government Areas
LCDAs	- Local Council Development Areas
IGR	- Internally Generated Revenue
SFTAS	- State Fiscal Transparency, Accountability & Sustainability
MTEF	- Medium Term Expenditure Framework
JAAC	- Joint Account Allocation Committee
M&E	- Monitoring and Evaluation
TNA	- Training Need Assessment
PPP	- Public Private Partnership
BOT	- Build-operate and Transfer
GIFMIS	- Government Integrated Financial Management Information System
ERGP	- Economic Recovery and Growth Plan
ICT	- Information Communication Technology
BOUESTI	- Bamidele Olumilua University of Education, Science & Technology Ikere

LIST OF TABLES

NO.	NARRATION	PAGE
1.	Fiscal Responsibility Commission Project Monitoring and Evaluation Report On all MDAs Recently Completed & On-going 2023 Capital Projects.	41-50
2.	Report on 16 LGAs/22 LCDAs Recently Completed and On-going 2023 Capital Projects in Ekiti State as conducted by the M&E Team of Fiscal Responsibility Commission.	51-74
3.	Summary of Internally Generated Revenue (MDAs) in Ekiti State, 2023.	76-83
4.	Summary of Internally Generated Revenue (IGR) by Sectors and Grand Total Across Twelve (12) Sectors, 2023.	86
5.	Summary of IGR for Parastatals and Tertiary Institutions in 2023	88
6.	Details of Subventions from State Government to Tertiary Institutions & Others in 2023.	90
7.	Details of Subventions from State Government to some MDAs , 2023.	91
8.	Summary of Revenue to State Government through Tourisms, 2023.	92
9.	Summary of Expenditure on Personnel Cost in 2023.	93-10
10.	Summary of Expenditure on Gratuity/Pension in 2023.	104
11.	Summary of Expenditure on Overhead Cost in Ekiti State, 2023.	106-117
12.	Summary of Overhead Expenditure Cost across Twelve Sectors (12), 2023.	120
13.	Comparative Analysis of MDAs 2023 against 2022 State Revenue & Expenditure Distributions in Ekiti State, 2023.	122
14.	Summary of Expenditure on Capital Allocation to MDAs by Sectors, 2023.	124-132
15.	Summary of Capital Expenditure Across Twelve Sectors (12) in Ekiti State 2023.	134
16.	Recurrent Gants to MDAs, Parastertal & Tertiary Institutions in Ekiti State, 2023.	136-137
17.	Details of 16 LGAs/22L CDAs Internally Generated Revenue Jan.-Dec., 2023.	138
18.	Analysis of 16 LGAs/22 LCDAs Total IGA (IGR+JAAC+Others)+ JAAC Receipt From State Government Jan.-Dec., 2023.	140
19.	Analysis of Total amount of receipt JAAC Distributable at 16 LGAs/22 LCDAs In Ekiti State Jan.-Dec., 2023.	141
20.	Revenue Review of Recurrent Grants to 16 LGAs/22 LCDAs in 2023.	143-145

21. Analysis of 16 LGAs/22 LCDAs Expenditure on Overhead Cost Jan.-Dec., 2023.	146
22. Analysis of 16 LGAs/22 LCDAs Expenditure on Capital Cost in Jan.-Dec., 2023.	148
23. Summary of 16 LGAs/22 LCDAs Expenditure on Personnel Cost Jan.-Dec., 2023.	149
24. Analysis of 16LGAs/22 LCDAs Total Expenditure on Pension & Gratuity, 2023.	150
25. Comparative Analysis of 2023 & 2022 Approved Budget & Actual Amount Received or Expended Over (Revenue, Overhead & Capital) Across 16 LGAs & 22 LCDAs in Ekiti State, 2023.	151
26. Most Frequency Class of Variance & Percentage Achieved Analysis of Approved Budget against Actual Amount Received or Expended Over (JAAC+Revenue+ 10% State Share +Excess Crude Oil, Revenue, Overhead cost, Capital) Across 16LGAs/22 LCDAs in Ekiti State, 2023.	152
27. Ekiti State Fiscal Responsibility Ado-Ekiti State Income and Expenditure for the year ended 31 st Dec., 2023.	155
28. Ekiti State Fiscal Responsibility Commission Ado-Ekiti Analysis of Expenditure For the year ended 31 st Dec. 2023.	156



THE COMMITMENT

To boost the State's Internally Generated Revenue (IGR), thereby reduce the State's dependency on statutory allocations from Federal Government and also ensure that all public funds are judiciously expended for the betterment of Ekiti Indigenes.



OUR VISION

Our vision is to inspire Probity, Accountability and Financial discipline in line with International best practices.



OUR MISSION STATEMENT

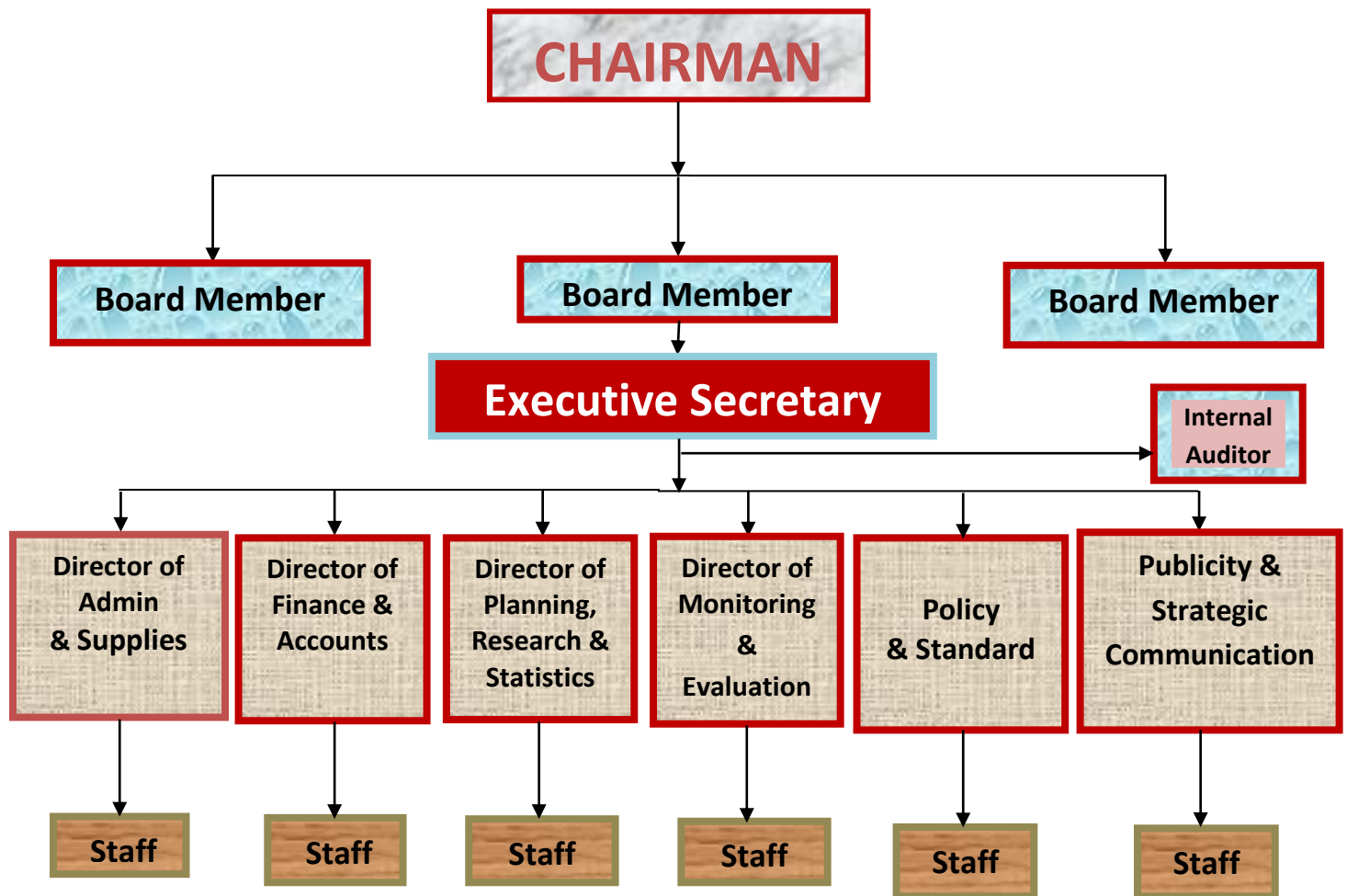
To ensure fiscal discipline and transparency in the management of Public Funds in Ekiti State Public Service.



OUR CORE VALUES

- **HONESTY:** Promoting transparency in government fiscal activities
- **INTEGRITY:** Discharging our duties within the work plan to ensure Consistency
- **HARDWORK:** Putting in place the best efforts to achieve the Commission's mandate.

ORGANOGRAM OF EKITI STATE FISCAL RESPONSIBILITY COMMISSION



INTRODUCTION

1. Fiscal Responsibility Commission has the mandate of ensuring that revenue-enhancement policies, resource allocation and debt management decisions are undertaken in a prudent, transparent and timely manner as provided for in the Fiscal Responsibility Law (FRL).
2. The Report covers the overview of the effort of the Commission towards actualizing her core mandate for the year 2023, acting within its legal framework and responsibilities:
 - i. Initiated relevant activities through correspondences (Circulars etc.) to monitor and enforce the provision of the Fiscal Responsibility Law, 2020 (as amended);
 - ii. Disseminated information on international best practices, that could facilitate greater efficiency in allocation and management of public expenditures, revenue collection, debt control and transparency in fiscal matters;
 - iii. Undertook fiscal disciplines and stakeholders engagement, and
 - iv. Made rule for carrying out its function from time to time.
3. This Report consists of three parts and seven chapters which are commission's mandate, main reports and future plans.
4. Conclusively, the Commission in her future endeavor would continue to expand and extend the frontiers of good governance, prudence, transparency and accountability by making necessary contacts with the relevant stakeholders in the State. Therefore, I urge all readers of this report to see themselves as important stakeholders who are to help the Commission to achieve its mandate of our dear State and the greater good of all.



Mrs. Adebimpe Yetunde Ayodele
Executive Secetary

CHAPTER ONE

THE MANDATE

The Fiscal Responsibility Law 2020, as amended was enacted to provide for prudent Management of the State's resources; ensure long term macro economic stability of the economy of the State; secure greater accountability and transparency in fiscal operations, within a Medium Term Fiscal Policy Framework; and for the promotion and enforcement of the State's economic objectives and other related matter.

Part 1 (section 1) of the Fiscal Responsibility Commission (FRC) Law, provides for the establishment of the Commission as a corporate body with perpetual succession, while section 3 of the Law essentially spells out its mandate. Central to this mandate, is the enforcement of the provisions of the Law. Thus, The Commission is empowered among others to:

- (a) Compel any person or Government Institution to disclose information relating to public revenues and expenditure; and
- (b) Cause an investigation into whether any person has violated any provision of the law.

FUNCTIONS OF THE COMMISSION

According to Section 3 of the Ekiti State Fiscal Responsibility Law 2020 (as amended), the Commission is saddled with the following roles:

- (a) monitor and enforce the provisions of this Law and by so doing, promote the economic objective contained in section 16 of the Constitution of the Federal Republic of Nigeria, 1999 (as amended);
- (b) disseminate such standard practices; including international best practice that will result in greater efficiency in the allocation and management of public expenditure, revenue collection, debt control and transparency in fiscal matters;
- (c) undertake fiscal and financial studies, analysis and diagnoses and disseminate the result to the relevant authorities;
- (d) ensure returns on revenue performance showing estimates, actual collection and remittance to the State Consolidated Revenue Fund by the Ministries, Departments, Agencies and Corporation by attaching hard evidence of collections and remittance;

- (e) ensure monthly monitoring meeting of all the revenue collectors with representatives of the Ministry of Finance and Economic Development;
- (f) ensure that quarterly and annual revenue collection reports are produced and sent to the FRC not later than 30 days after each month and 6 months after the end of the year;
- (g) ensure the maintenance of proper books of account (particularly for remittances paid through the e-payment and follow-up by the prescribed treasury cash book);
- (h) make rules for carrying out its functions under this Law; and
- (i) perform any other function consistent with the promotion of the objectives of this law.

OBJECTIVES OF FISCAL RESPONSIBILITY LAW

- i. To ensure prudent management of the State's financial resources;
- ii. To ensure long-term macro-economic stability of the State's economy;
- iii. To secure greater accountability and transparency in fiscal transactions within Medium Term Fiscal Policy Framework;
- iv. To ensure the promotion and enforcement of the State's economic objectives.



**WELCOME ADDRESS BY
MRS. AYODELE ADEBIMPE YETUNDE - THE
EXECUTIVE SECRETARY FISCAL RESPONSIBILITY
COMMISSION ON THE OCCASION OF YEAR 2023
ANNUAL BUDGET PERFORMANCE REVIEW
EXERCISES ON 25TH MARCH, 2024.**

It is with great pleasure and enthusiasm that I welcomed you to this year 2023 Annual Budget Performance Review exercises of government in Ekiti State

The Preparation and execution of the budget is any organization be at private, public, or corporation has become a yearly tradition which involved the financial Estimate of income and expenditure targeted at improving the society or organization as the case maybe.

Preparation of budget without implementation renders it ordinary paper worthless and even without proper monitoring and evaluation renders budget with less and values.

In this regards, this gathering has the objectives of ensuring of any considering at improving on the strength and addressing the weakness associated with the 2023 budget performance of state, and local Government including local council development Areas and the associated organizations adding Values to the lives of citizens of the state.

HOS sir, this programme become imperative considering the enormous finance commitment of government to budget every year without corresponding outcome. Also, the major reason for the establishment and operation by the government is to improve the lives of the people. Again the failure of the executors of the various contents of the budgets proposals has become a great concerns to the government at all levels.

Another major factor responsible for the challenges associated with proper implementation of the fiscal proposal is corruption which we are all battling and combating in the country. All these make it necessary and essential that this awareness is timely as we all prepare again for the execution of the 2024 budget.

Sir, I wish to humbly inform you that this gathering is made up of officials that prepared the budget of their various organization and I am convinced that they are not ignorant of the allocations in the budget and I am equally sure that they are in preparation and they have the conviction that the budget is specific, measurable, achievable, relevant and time bound (SMART) with our cooperation, commitment and dedication we shall have a better and greater yield this year.

Ladies and Gentlemen, I am obliged to remind us and inform you that the Act that established this commission gave it the mandate to monitor and evaluate budget performance and execution and make recommendations in the process. Also, to take various establishment to look inward at improving internally generated revenue (IGR) with the aim of shifting focus, from monthly allocation from federation Accounts at ensuring Economic sustainability and reliability to achieve these your cooperation and association is of utmost importance. At this point I will fail in my responsibility if I fail to appreciate His Excellency Biodun Abayomi Oyebanji the energetic focused and action Governor of Ekiti state for his giant strides since assumption of office he has touched the lives of every body in the state with his progressive developments which are obvious and commendable.

Also, I want to express my gratitude to the HOS, Engr. S.O Komolafe for his roles and supports for the commission particularly for making this programme come to reality.

Ladies and Gentleman, we have no other state than Ekiti State and we have to do everything for the progress and development of the state particularly under the current working administration. once again you are welcomed to this year Budget Performance Review Exercise and I wish you successful interaction and deliberation.

Thank you.



Engr. Sunday Olanrewaju Komolafe_{(FNSE, COREN).}
Ekiti State Head of Service



**An Address Presented by
Engineer Sunday O. Komolafe (FNSE, COREN),
Ekiti State Head of Service at the Opening Ceremony of the
Year 2023 Annual Budget Performance Review Exercise
Organized by the Fiscal Responsibility Commission On
Monday 25th March 2024, at Abacha's Hall, Ministry of Local
Government, Affair Old Governor's Office Ado-Ekiti.**

Protocol

I am highly delighted to be present at this Annual Budget Performance Review Exercise organized by the Fiscal Responsibility Commission for the assessment of Budget Implementation of Ministries, Departments and Agencies (MDAs) Including Local Government and Local Council Development Area of Ekiti-State.

This forum was necessitated by the crucial and critical roles that budget plays in the development of any society. In recent years proper implementation of Budget allocations has been affected by lack of proper execution and corruption, which thus makes this meeting inevitable to allow the stakeholders the opportunity to review and brain storm on the way forward at improving the implementation of fiscal proposal. It is without a doubt that this has remained the inevitable means of development at the state and grassroots levels. Also, the necessity of improving the needs of the people/citizens with the attendant paucity of funds makes it imperative to convey at this time of economic challenges of the country.

I wish to remind youth at this Review has to do with the comprehensive assessment and evaluation of the activities of all Agencies of the state government in the Performance and Execution of the budget contents to justify the various funds allocated to them. In this view, the Act that Established this Commission makes its core mandate monitoring and investigating the budget performance of all MDAs, Tertiary Institutions, LGAs and LCDAS to ensure compliance with the Fiscal documents. Also, the responsibility of this commission includes ensuring the execution of projects in line with international best practices particularly that of the State Fiscal Transparency, Accountability and Sustainability (SFTAS).

Therefore the commission in synergy with other stakeholders should ensure the fulfilment of this mandate.

Ladies and Gentlemen, I wish to inform this gathering that the present Administration under the Leadership of our able, dynamic and pragmatic Governor, His Excellency, Biodun Abayomi Oyebanji is fully committed to improving the lots of the States. This is obvious in the provision of infrastructural facilities in the state, regular payment of salaries of workers including pensioners and clearing of the back log of owed salaries, improving accessibility to the comprehensive health facilities, improved education standard increase in the IGR, the rejigged security architecture of the State and many others.

In this regard, it is our ultimate duty to support and cooperate with the current Administration so that Mr. Governor would be spurred to do more for our dear state.

On this note, I wish to welcome the stakeholders to this forum and encourage them to use this opportunity to brain storm on a way forward to improving the implementation of the 2024 Budget. I wish you success in your deliberations.

Thank you and God bless you.

CHAPTER TWO

ADMINISTRATION AND SUPPLIES

Traditionally, just as obtained in any organisation, the function of Administration and Supplies Department is central to the activities of the Commission. The department is responsible for the coordination of activities and general administration of the entire department in the Commission; hence, it serves as the secretariat to the entire Commission. The department ensures strict adherence to the Public Service Rules in staff's discharge of their duties as well as maintenance of a conducive work environment for members of Staff.

Administration & Supplies Department further handles correspondences, office management, human resources management, procurements as well as other essential official assignments geared towards achieving overall success through maximum output.

The department works with the Finance and Account, as well as, Planning, Research and Statistics Departments in the preparation of Statutory Commission's Annual Budget Report. The Department is headed by a Director, who is an Administrative officer assisted by other officers in the Executive Cadre. The Department is in charge of the following:

- **Personnel Matters**

The Department in carrying out its personnel function, prepared nominal roll and updated same periodically. In year 2020, the Commission started with just seventeen staff drawn from different cadres of the civil service and currently, there are Twenty-six staff. The Board is yet to be constituted. Nevertheless, the staff put in their best to ensure adequate performance of the statutory function of the Commission.

- **Office Accommodation**

The Department of Administration and Supplies is charged with the duty of maintaining office vehicles, buildings, furniture and equipment. The Commission obtained approval for renovation of the building as well as purchase of some furniture and equipment. The renovation and purchase were carried out, however despite the renovation, some offices accommodation were still not conducive owing to leaking roof. Also, there is the need for more furniture and equipment for the use of staff of the Commission.

- **Transportation**

In the year under review, the Commission had two utility vehicles, one of which had become unserviceable.

- **Stores**

The Department carried out procurement of store items in line with the necessary procurement procedures. The Commission as at the time of this report did not have a befitting store.

- **Open Registry Coordination**

In the year under review, the department coordinated the activities of the Open Registry. Records were kept appropriately, files were opened as the need arose, letters and other correspondences were received and dispatched accordingly for smooth operation of the Commission. However, the open registry is in urgent need of more office space, shelves, tables and chairs to be more effective.

- **Publicity**

The Commission invited all the sixteen (16) Local Government Areas, twenty-two (22) LCDAs, two-hundred & forty-nine (249) MDAs and four (4) Tertiary Institutions for the year 2023 Budget Defence in preparation of year 2023 Annual Report. During the meeting, stakeholders were properly sensitized on how revenue leakages could be tackled to increase Revenue Generation in the State.

- **Conclusion**

The Department of Administration and Supplies of the Fiscal Responsibility Commission worked harmoniously with other departments in the Commission to achieve its mandates, in the available resources. The department has been able to make provision for office furniture/office equipment and other necessary tools for the conducive workplace for staff.

CHAPTER THREE

MONITORING AND EVALUATION

Monitoring and Evaluation (M&E) are processes that help to improve project and organizational performances in order to achieve the desired result. Evaluation helps to draw conclusion about five aspects of the set goal as stated below:

- Relevance
- Effectiveness
- Efficiency
- Impact and
- Sustainability.

In a bid to enhance fiscal transparency and thereby aiding the transformation and transparent service delivery in the state; the functions and the schedules of FRC Monitoring and Evaluation Department are highlighted below as provided for in the **Fiscal Responsibility Law (2020 as amended)**:

- Monitoring and evaluating to ensure that all contracts with regards to the execution of annual budget shall comply with the rules and guidelines on:
 - (a) Procurement and award of contract; and
 - (b) Due process and certification of contract
- Receiving of Notification of newly awarded contracts financed from the budget of Ekiti State government.
- Monitoring and evaluating all state capital projects in order to ensure thorough compliance with the specified rules of contract and also to ensure that government gets value for the funds released for budgets.
- Issuance of Clearance Certificate (C-C) and reports to the appropriate quarters involved in the execution of government projects and dealings in the public fund.
- Compliance with International Policy and Standards.

PHYSICAL VERIFICATION OF ON-GOING AND COMPLETED CAPITAL PROJECTS FOR THE 2023 FISCAL YEAR.

In this fiscal year under review, it gladdens one's heart that the FRC monitoring and evaluation team remained resilient and progressive in her effort to ensure that Ekiti State Government gets value for every amount of money spent on capital projects for the good of the masses. The FRC monitoring team kept a close eye on the entire project management life cycle and ensured project activities were on the right track.

In accordance with sections 31 and 32 of the Fiscal Responsibility Law 2020 (as amended), the M&E team of the Commission throughout the year under review embarked on on-the spot assessment and evaluation of some selected projects executed by Ministries, Departments and Agencies in various locations of the State.

The MDAs, LGAs & LCDAs whose projects were inspected include Ministry of Works, Bureau of Special Project, Ministry of Environment, Ekiti State Electricity Board, and Urban Renewal Agency. Also, inspected were 16 LGAs and 22 LCDAs capital projects in Ekiti State.

A full report of the inspected on-going & completed capital projects presented in this published report and available at the Fiscal Responsibility Commission's office.

In the course of the year under review, the Commission inspected a number of projects among which are listed below:

- (i) Construction of Atlas (Ajebamidele) Deeperlife–Alasia–Shepherd–Omisanjana Road, Ado-Ekiti;
- (ii) Construction of Ekiti Ring Road, Phase1,
- (iii) Construction of Fly-over bridge from Ajilosun (Union bank) to Okeyinmi (First bank)
- (iv) Rehabilitation of Ado–Iworoko–Ifaki roads;
- (v) Rehabilitation of 3.3km Agric Olope-Moferere–Odo-Ado road, Ado-Ekiti;
- (vi) Construction of Phase 11 (Dual Carriage Way Between GRA 3 Extension and Pavilion-NTA Road), Ado-Ekiti;
- (vii) Reconstruction of Ikere Igbara-odo RoadRenovation of the office of the deputy governor, Ado-Ekiti;
- (viii) Installation of 500KV,33/0.415KV Transformer at kogosi-Ekiti
- (ix) Renovation of Agricultural Farm Building (Phase 1) at Erifun, Poly Road, Ado-Ekiti
Renovation of Customary Court of Appeal, Ado-Ekiti;

- (x) Inspections of 16 LGAs and 22 LCDAs capital projects across Ekiti State.

CHALLENGES AND RECOMMENDATIONS

GENERAL CHALLENGES

1. Inflation in the price of construction materials
2. Insecurity in some local areas of the state, such as Igbaraodo/Ikere road, Ikere/Ise road, Oke-Ako, Iye-Ekiti, Ekiti East LGA and around few towns/villages in Ajoni LCDA.
3. Delay in the payment of certificates and release of funds.

GENERAL RECOMMENDATION

1. There is need for the review of contract rates, and RETC to be made on inflation-affected projects,
2. Improvement should be made on curbing the issues of insecurity in the state, and security fund should be voted to the Commission in order to engage security personnel in monitoring exercise inspection tours.
3. In order to enhance proper and timely project monitoring and evaluation; MDAs and every organisation in partnership with the state government should take Clearance Certificate from the FRC before payment is been made to the appropriate quarter,
4. Consequently, there should be timely release of funds and timely payment of project certificates.

FEW PICTORIAL VIEWS OF M&E INSPECTION TOUR

CONSTRUCTION OF OKEMESI/IDO-ILE LCDA
PERMANENT SITE.



CONSTRUCTION OF OKEMESI/IDO-ILE LCDA
PERMANENT SECRETARIAT BUILDING



RENOVATION OF EFON LGA ADMIN. BUILDING



EKITI SOUTH-EAST LCDA ADMIN BUILDING



ISE LGA VOCATIONAL CENTER



FRC's M&E TEAM ON INSPECTION OF THE
RECONSTRUCTION OF ATLAS-AJEBAMDELE-OMISANJANA ROAD (10.37Km)



**CONSTRUCTION OF GRA/NTA 3RD
EXTENSION ROAD, PHASE-2**



**INSPECTION OF WATER TREATMENT
REAGENT AT WATER CORPORATION**

E
L
E
C
T
R
I
C
I
T
Y

E
X



**ELECTRICITY EXTENSION AT EKITI STATE
POLYTECHNIC, ISAN-EKITI.**



RENOVATION OF AGRIC. FARM BUILDING (PHASE 1)



RENOVATION OF AGRICULTURAL FARM BUILDING AT ERIFUN, ADO-EKITI



**REMODELLING WORKS AT COMMAND
RECONSTRUCTION OF JUSTICE JAKAYE,
SECONDARY SCHHOL, ISAN- EKITI**



BUILDING EKITI STATE HIGH COURT



**RECONSTRUCTION OF IGBARAODO/IKERE
ROAD**



REHABILITATION OF ILAWE-IGEDE ROAD



RECONSTRUCTION OF IGBARAODO/IKERE ROAD.

TABLE 1
FISCAL RESPONSIBILITY COMMISSION PROJECT MONITORING AND EVALUATION REPORT ON
ALL MDAs RECENTLY COMPLETED AND ON-GOING 2023 CAPITAL PROJECTS

S/ N	MDAs	PROJECT TITLE/LOCAT ON	DATE OF AWARD	CONTRACT OR	DATE OF INSPECTI ON	SOUR CE OF FUND NG	PROJECT COST	AMOUNT PAID TILL DATE	OUTSTANDING BALANCE	% COMPL- ETION	REMARK	RECOMMEN DATION
1	Ministry of Works	Construction of Ekiti Ring Road, Phase1,	15/11/2023	Craneburg Construction Company Ltd		EKSG	15,425,266,149.40			-	Not yet mobilized to site as at the time of filing this report	
2	Ministry of Works	Construction of Fly-over bridge from Ajilosun(Union bank) to Okeyinmi (First bank)	11/12/2023	Step Development Ltd		EKSG	16,039,515,959.32			-	Not yet mobilized to site as at the time of filing this report	
3	Ministry of Works	Rehabilitation of Ikere-Ise-Emure Road	11/12/2023	Dromo Intl Comp. Ltd		EKSG	2,590,720,088.11			-	Not yet mobilized to site as at the time of filing this report	
4	Ministry of Works	Reconstruction of Ikere Igbarado Road	20/10/2023	Step Development Ltd		EKSG	7,778,507,389.12	500,000,000.00	7,278,507,389.12	6	Not yet mobilized to site as at the time of filing this report	
5	Ministry of Works	Reconstruction of Atlas-Ajemidele-Deeperlife-Shepherd-Omisanjana Road(Two lane single carriage road of 10.371Km asphaltic pavement)	27/07/2023	CCECC Nig. Ltd	25/09/2023	EKSG	5,812,250,356.22	2,964,636,333.17	2,847,614,023.05	100	Substantial Completion	Construct traffic island at CH.0+000

6	Ministry of Works	Construction of major concrete works on Ado-Ilawe-Igbaraodo-Ibuji Road	14/06/2023	Dromo International Company	25/09/2023	EKSG	161,385,370.00	157,665,468.67	3,719,901.33	98	Substantially Completed	
7	Ministry of Works	Rehabilitation of Ado-Ilawe Road	18/09/2023	Dromo	25/09/2023	EKSG	585,318,668.92	518,131,089.32	67,187,579.60	95	Good Job in progress	
8	Ministry of Works	Rehabilitation of Some Selected Roads In Ado and Ikere-Ekiti	14/06/2023	Dortmund Company Ltd	25/09/2023	EKSG	1,091,122,327.32	949,570,656.66	141,551,670.66	95	Substantially Completed	
9	Ministry of Works	Rehabilitation of Hospital Management Road, Ado-Ekiti	27/6/2023	Dortmund Company Ltd	13/02/2023	EKSG	413,003,126.92	103,251,031.73	309,752,095.19	25	Ongoing	Need for quality control on concrete works
10	Ministry of Works	Rehabilitation of Igbaraodo-Ikogosi Road	14/06/2023	Dortmund Company Ltd	13/02/2023	EKSG	708,816,916.22	177,204,229.06	531,612,687.16	43	Ongoing	Need for quality control on concrete works
11	Ministry of Works	Rehabilitation of Ilawe-Erijiyan Road	13/06/2023	Leadgate Global Const. Co. Ltd	6/2/2023	EKSG	746,746,787.03	468,546,502.74	278,200,284.29	63	Completed	
12	Ministry of Works	Rehabilitation of Ilawe-Igede Road	13/06/2023	Leadgate Global Const. Co. Ltd	6/2/2023	EKSG	494,868,328.22	234,871,232.32	259,997,095.90	47	Completed	
13	Ministry of Works	Construction of Major Concrete Works on Ado-Ilawe-Igbaraodo-Ibuji Road	14/06/2023	Dromo International Company	6/2/2023	EKSG	161,385,370.00		Outstanding Retention Payment		Completed	
14	Ministry of Works	Construction of Failed Culvert and Other Auxillary Works Along Ilawe/Igede Road	2023	Dromo International Company	6/2/2023	EKSG	189,184,425.94	184,100,094.49	5,084,331.45	100	Completed	

15	Ministry of Works	Construction of Failed Culvert and Other Auxiliary Works in Efon-Alaaye Road	2023	Rosco Resources Ltd	6/2/2023	EKSG	86,207,781.08	86,207,781.08	-	100	Completed	
16	Ministry of Works	Construction of Ikole- Ara- Isinbode Road	27/7/2023	Dromo Int'l Ltd	7/2/2023	EKSG	5,552,455,820.27	1,388,113,955.07	4,164,341,865.20	8	Ongoing	
17	Ministry of Works	Construction of Phase 11 (Dual Carriage Way Between GRA 3 Extension and Pavilion-NTA Road), Ado-Ekiti	18/9/2023	Rudy Construction Ltd	6/2/2023	EKSG	1,142,690,693.32	457,076,277.32	685,614,416.00	2	Ongoing	
18	Ministry of Works	Rehabilitation of Agric-Olope to Mofere & Agric-Olope to Odo-Ado	13/6/2023	Kouris Construction Nig. Ltd	6/2/2023	EKSG	1,023,365,472.97	503,449,425.61	519,916,047.36	75	Substantially Completed	
19	Ministry of Works	Additional Works on Ado-Iworoko-Ifaki Road	14/6/2023	Immobiliare Construction Ltd	7/2/2023	EKSG	7,801,100,194.35	3,459,688,337.73	4,341,411,856.62	37	Ongoing	Need to be consistent with the thickness of stone base course
20	GAD	Supply and Installation of furniture items and office equipment for the offices of Special Advisers and their secretaries.	20/10/2023	Exotic Finishes Ltd	2/11/2023	GAD	366,318,000.00	366,318,000.00	-	100	Completed and in use	
21	GAD	Maintenance of the New/Old Governor's office and Adunni Olayinka Women Dev. Centre	2023	Platinum Beam Concepts Ltd.	2/11/2023	GAD	45,000,000.00	45,000,000.00	-	100	Completed	

22	GAD	Procurement of furniture items and office equipment for the newly established customary court of appeal, political office holders and some top government functionaries.	2023	Exotic Finishes Ltd	2/11/2023	GAD	611,823,360.00	611,823,360.00	-	100	Completed	
23	GAD	Renovation and Remodeling of old Governor's office building.	2023	Clemcharles Nig. Ltd	2/11/2023	GAD	206,867,553.24	153,205,325.15	53,662,228.09	74	Ongoing	
24	GAD	The facility management of governor's office and government house/chalets.	2023	Platinum Beam Concepts Ltd.	2/11/2023	GAD	120,000,000.00	70,000,000.00	50,000,000.00	58	Ongoing	
25	GAD	The upgrading of furniture items in the executive council chamber of the new governor's office, Ado-Ekiti.	2023	Exotic Finishes Ltd	2/11/2023	GAD	11,352,000.00	11,352,000.00	-	100	Not available for inspection	Recommended for inspection
26	GAD	Procurement of Thirty (30) units of Toyota Yaris 2023 model for 28 permanent Secretaries and 2 Auditor-General in the Ekiti State Civil Service.	2023	RYNO Automotive Ltd	2/11/2023	GAD	1,140,000,000.00	600,000,000.00	540,000,000.00	53	Not available for inspection	Recommended for inspection

27	Ekiti State Electricity Board	Installation Of Solar Street Light From Omisanjana Junction to Ajebamdele, Ado-Ekiti	20/10/2023	Direct Labour	7/2/2023	Capital Budget	414,884,302.29	139,000,000.00	275,884,302.29	34	Ongoing	
28	Ekiti State Electricity Board	Installation Of Solar Street Light Along Ado-Iyin Road, Ado-Ekiti	20/10/2023	Direct Labour	8/2/2023	Capital Budget	111,617,522.00	111,617,522.00	-	100	Substantially Completed	
29	Ekiti State Electricity Board	Installation Of Solar Street Light Between Mathew Junction and Ajilosun Via Agric-Olope, Ado-Ekiti	20/10/2023	Direct Labour	8/2/2023	Capital Budget	92,249,026.91	-	92,249,026.91	-	Ongoing	
30	Ekiti State Electricity Board	Extension of Electricity and Installation of 500KVA, 33/0.415KV Transformer at Ekiti State Polytechnic, Isan-Ekiti	15/11/2023	Solamed Ogundana Nig. Ltd	8/2/2023	Capital Budget	49,700,848.44	47,215,806.02	2,485,042.42	95	Almost Completed	Need to connect to National Grid
31	Ekiti State Electricity Board	Installation Of Solar Street Light Between Atikankan And Okeyinmi, Ado-Ekiti	13/4/2023	Direct Labour	8/2/2023	Capital Budget	17,513,125.00	17,513,125.00	-	100	Completed and in use	
32	Ekiti State Electricity Board	Rehabilitation and Reconnection of Ekiti-East and Aiyekire LGA with their LCDAS to National Grid	13/4/2023	Direct Labour	8/2/2023	Capital Budget	294,902,975.12	294,902,975.12	-	100	Completed and in use	

33	Ekiti State Electricity Board	Installation of 500KV,33/0.415 KV Transformer at kogosi-Ekiti	13/4/2023	Direct Labour	8/2/2023	Capital Budget	18,901,724.00	18,901,724.00	-	100	Completed and in use	
34	Ekiti State Electricity Board	Rehabilitation of 33KV Line from Aramoko-Ekiti to Ikogosi-Ekiti and Ikogosi Resourt	13/4/2023	Direct Labour	8/2/2023	Capital Budget	10,987,058.82	10,987,058.82	-	100	Completed and in use	
35	Ekiti State Electricity Board	Construction of 33KV Network from 132KV Omisanjava to Baptist High School. To Relieve Overloaded Ilawe Feeder and Connection of Ilawe 33KV Line to Erinjiyan-Ekiti	13/4/2023	Direct Labour	8/2/2023	Capital Budget	198,374,028.00	198,374,028.00	-	100	Completed and in use	
36	Ekiti State Electricity Board	Extension of 11KV Independent Power Plant (IPP) Network to NTA Streetlight Substation.	10/8/2023	Direct Labour	8/2/2023	Capital Budget	22,715,677.60	22,715,677.60	-	100	Completed and in use	
37	Ekiti State Electricity Board	Extension of Electricity from Omuo- Edaile, Ikun Oba, Araromi Oke, Ilasa-Ekiti	13/4/2023	Direct Labour	8/2/2023	Capital Budget	23,904,054.00	23,904,054.00	-	100	Completed and in use	
38	Ekiti State Water Corporation	Supply of Water Treatment Chemical and Reagent	20/10/2023	Reliant Overseas Ltd	8/2/2023	EKSG	81,810,000.00	81,810,000.00	-	100	Completed and in use	

39	The Judiciary	The Direct Procurement of Eleven (11) Units of GS8 Jeep and One (1) Unit of GNS8 MPV 2021 Model for Official Use of Judicial Officers In Ekiti State	10/8/2023	CIG Motor. Co. Ltd		Approved Budget Allocation	578,006,000.00	578,006,000.00	-	100	Completed and in use	
40	SEPA	The dredging of major River Courses in Ado, Ikere, and Ekiti South West Local Government Area of Ekiti-State.	April, 2023	EKSEPA Direct Labour	24/10/2023	EKSG	129,108,571.43	129,108,571.43	-		Not Completed due to price inflation	Timely release and timely utilization of fund
41	SEPA	The desiltation of drains and culverts within Ado-Ekiti metropolis.	Jul-23	EKSEPA Direct Labour	24/10/2023	EKSG	92,193,767.23	92,193,767.23	-		Not Completed due to price inflation	Timely release and timely utilization of fund
42	Governor's Office	Renovation And Face-lift Of The New Gover's House Facility Oke-Ayoba	30/5/2023	Kouris Construction Nig. Ltd		EKSG	285,821,753.75				Not available For Evaluation	Needed to be Inspected
43	Deputy Governor's Office	Renovation Of The Office Of The Deputy Governor's Building Ado-Ekiti	2023	Direct Labour		EKSG	82,640,471.81				Completed and in use	
44	Liaison Office	Upgrading/Renovation Of Ekiti State Liaison Office Ikeja, Lagos State.	30/5/2023	Direct Labour		EKSG	13,119,735.85				Not Available For Inspection	

45	Bureau Of Special Project, Ado-Ekiti	Review for the Contract Award for the Construction of Civic Center, Ado-Ekiti	12/10/2023	Tianguin Yuyang Const. Eng. Co. Ltd		EKSG	3,134,163,058.82	-	3,134,163,058.82		Not available for inspection	
46	Bureau Of Special Project, Ado-Ekiti	Renovation of the Offices of the Commissioners and Permanent Secretaries at the State Secretariat, Ado-Ekiti	31/8/2023	Direct Labour		EKSG	22,221,605.00	22,221,605.00	-	100	Completed and in use	
47	Bureau Of Special Project, Ado-Ekiti	Construction for the additional Remodeling Works at the Command Secondary Schl, Isan-Ekiti.	1/12/2023	Direct Labour		EKSG	70,699,167.57	70,699,167.57	-	85	Yet to be inspected	
48	Bureau Of Special Project, Ado-Ekiti	Renovation of building damaged by rainstorm (Min. Of Budget, Aduni Olayinka & others) Phase 1, Ado-Ekiti.	23/06/2023	Direct Labour		EKSG	8,433,513.50	8,433,513.50	-	100	Completed and in use	
49	Bureau Of Special Project, Ado-Ekiti	Renovation of building damaged by rainstorm at the Government House, Ado-Ekiti.	26/08/2023	Direct Labour		EKSG	4,100,771.35	4,100,771.35	-	100	Completed and in use	
50	Bureau Of Special Project, Ado-Ekiti	Remoldelling Of Derelict Building For Customary Court Of Appeal, Ado-Ekiti	30/05/2023	Direct Labour		EKSG	112,972,716.22	112,972,716.22	-	100	Completed and in use	

51	Bureau Of Special Project, Ado-Ekiti	Completion Of The New Council For The Ekiti State Council Of Traditional Rulers, Ado-Ekiti	30/5/2030	Direct Labour		EKSG	203,393,323.00	203,393,323.00	-	100	Completed and in use	
52	Bureau Of Special Project, Ado-Ekiti	Approval of Fund for The Technical Enhancement of The Sound System and Acoustic Solution at The State Executive Council Chamber	15/11/2023	Direct Labour		EKSG	12,036,775.00	12,036,775.00	-	30	Not Available For Inspection	
53	Bureau Of Special Project, Ado-Ekiti	Reconstruction of The Sectional Collapse of Justice Ajakaye Building, Ekiti State Hgh Court, Ado-Ekiti	15/11/2023	Direct Labour		EKSG	27,098,464.86	0.00	27,098,464.86		Completed	
54	Bureau Of Special Project, Ado-Ekiti	Renovation of Agricultural Farm Building (Phase 1) at Erifun, Poly Road, Ado-Ekiti	5/10/2023	Direct Labour		EKSG	80,053,089.73	80,053,089.73	-		Substantially Completed	
55	Bureau Of Special Project, Ado-Ekiti	Repair of Some Public Building Damaged by Rainstorm at State Secretariat and Old Gov. Office, Ado-Ekiti	15/11/2023	Direct Labour		EKSG	3,000,000.00	0.00	3,000,000.00	100	Completed	

56	Bureau Of Special Project, Ado-Ekiti	Additional Remodelling Works at The Command Secondary School, Isan-Ekiti	15/11/2023	Feb. 2024		EKSG	70,699,167.57				Completed	
57	Bureau Of Special Project, Ado-Ekiti	Remodelling Of Derelict Building For Customary Court Of Appeal, Ado-Ekiti	30/05/2023	Direct Labour		EKSG	112,972,716.22	112,972,716.22	-	100	Completed and in use	
58	Urban Renewal Agency	External Electrification WorksS at Agric Olope Market Complex Ado-Ekiti	19/06/2023	BJEG Venture Ltd	31/10/2023	EKSG	25,577,532.50	20,462,026.00	5,115,506.50	80	In progress	
59	Ministry of Health	Renovation of Oba Adejuyigbe General Hospital, Ado-Ekiti	1/2/2023	Selovian Int'l Ltd	7/11/2023	EKSG	263,953,231.98	117,180,527.12	146,772,704.86	44	In progress	Outstanding certificate to be paid
60	Ministry of Health	Renovation of State Specialist Hospital, Ikere-Ekiti	½ /2023	MA Damoot Enterprises	7/11/2023	EKSG	128,767,963.00	90,269,683.00	38,498,280.00	100	Completed	Little damages in roof ceilings to be repaired
61	Ministry of Health	Renovation of State Specialist Hospital, Ikole-Ekiti	1/2/2023	Tukin BS Venture	7/11/2023	EKSG	117,358,754.41	97,564,655.04	19,794,099.37	100	Completed	Little damages in roof ceilings to be repaired
62	Ministry of Health	Renovation of State Specialist Hospital, Ijero-Ekiti	1/2/2023	Rostal Venture		EKSG	88,255,687.95	66,643,841.35	21,611,846.60	76	Not available for inspection	
63	High Court of Justice	Procurement of vehicles for Judges of customary court & High Court.	10/8/2023	CIG Motor. Co. Ltd	6/3/2024	EKSG	578,006,000.00	578,006,000.00	-	100	Completed	

TABLE 2
REPORT ON 16 LGAs/22 LCDAs RECENTLY COMPLETED AND ON-GOING 2023 CAPITAL PROJECTS
IN EKITI STATE AS CONDUCTED BY THE M&E TEAM OF FISCAL RESPONSIBILITY COMMISSION.

S/N	PROJECT TITLE	PROJECT LOCATION	DATE OF AWARD	NAME OF CONTRACTOR	CONTRACT SUM	AMOUNT PAID TILL DATE	OUTSTANDING BALANCE	% COMPLETION	REMARKS
1	RENOVATION OF THE ENTRANCE PORCH AND PAINTING OF THE LOCAL GOVERNMENT SECRETARIAT BUILDING FRONTAGE	LOCAL GOVERNMENT SECRETARIAT IGIRIGIRI ROAD, ADO-EKITI	2023	DIRECT LABOUR	188,000.00	188,000.00	0.00	100%	COMPLETED
2	GENERAL CLEARING OF LOCAL GOVERNMENT SECRETARIAT AND UPROOTING OF TREES ROOTS	LOCAL GOVERNMENT SECRETARIAT IGIRIGIRI ROAD, ADO-EKITI	2023	DIRECT LABOUR	500,000.00	500,000.00	0.00	100%	COMPLETED
3	GRADING OF ROADS	ITA-EKU, LOCAL GOVERNMENT, IGIRIGIRI, OLORUN SOGO, OKE OSUN, IJADU, OKE UREJE.	2022/2023	DIRECT LABOUR	2,000,000.00	2,000,000.00	0.00	100%	COMPLETED
4	CONTROL OF SEWAGE/EROSION AT SHASHA MARKET	LOCAL GOVERNMENT SECRETARIAT IGIRIGIRI ROAD, ADO-EKITI	2023	DIRECT LABOUR	200,000.00	200,000.00	0.00	100%	COMPLETED
5	PROPOSED SURVEY AND CONSTRUCTION OF SHASHA MARKET	AGRIC OLOPE ADO-EKITI	2023	DIRECT LABOUR	6,750,000.00	6,750,000.00	0.00	100%	COMPLETED
6	FENCING/GATE OF LOCAL GOVERNMENT SECRETARIAT	ADO-EKITI LOCAL GOVERNMENT SECRETARIAT	2023	DIRECT LABOUR	21,000,000.00	21,000,000.00	0.00	100%	COMPLETED

7	REKITTING AND SERVICING OF GRADER HYDRAULIC PUMP	ADO-EKITI LOCAL GOVERNMENT SECRETARIAT	2023	DIRECT LABOUR	980,000.00	980,000.00	0.00	100%	COMPLETED
8	CONSTRUCTION OF 2NOS ACCESS SLAB	SHASHA MARKET ALONG AGRIC OLOPE ADO-EKITI	2023	DIRECT LABOUR	500,000.00	500,000.00	0.00	100%	COMPLETED
9	DREDGING ALONG UREJE AND OMI OLOKO	IGIRIGIRI ADO-EKITI	2023	DIRECT LABOUR	10,000,000.00	10,000,000.00	0.00	100%	COMPLETED
10	PURCHASE OF MOTOR BIKE FOR SECURITY USE	ADO-EKITI LOCAL GOVERNMENT SECRETARIAT	2023	DIRECT LABOUR	2,400,000.00	2,400,000.00	0.00	100%	5 BRAND NEW MOTOR BIKE HAD BEEN PURCHASED
11	REPAIR OF ABANDONED PAYLOADER MACHINE	LOCAL GOVERNMENT SECRETARIAT, ADO-EKITI	2023	DIRECT LABOUR	18,000,000.00	18,000,000.00	0.00	100%	COMPLETED
12	CONSTRUCTION OF ADO-WEST LCDA PERMANENT SECRETARIAT	ADJACENT INEC OFFICE ALONG NEW IYIN ROAD, ADO-EKITI. ADO-WEST LCDA	29/03/2023	DIRECT LABOUR	116,555,512.00	14,977,141.68	101,578,370.32	70%	THE PROJECT IS AT PHASE 3, & THE BUILDING HAD BEEN COVERED WITH IRON SHEET
13	CONSTRUCTION OF GENERATOR HOUSE	ADO-CENTRAL SECRETARIAT	Jan-23	DIRECT LABOUR	298,312.50	298,312.50	0.00	100%	COMPLETED
14	CONSTRUCTION OF 3 CHECKERS SLAB	ADO-CENTRAL LCDA SECRETARIAT	Jan-23	DIRECT LABOUR	379,475.00	379,475.00	0.00	100%	COMPLETED
15	CONSTRUCTION OF SECURITY HOUSE	ADO-CENTRAL LCDA SECRETARIAT	2023	DIRECT LABOUR	996,955.00	0.00	996,955.00	100%	PROJECT IS COMPLETED BUT, YET TO ACCESS PROJECT SUM.
16	RE-ROOFING OF OKEONIYO HEALTH CENTRE	OKEONIYO ADO-EKITI	2023	DIRECT LABOUR	1,527,243.00	1,527,243.00	0.00	100%	COMPLETED

17	SUPPLY OF ELECTRICAL APPLIANCES AND FURNITURES TO THE HALL	ADO-CENTRAL LCDA SECRETARIAT	Mar-23	DIRECT LABOUR	2,443,243.24	2,443,243.24	0.00	100%	COMPLETED
18	GRADING OF ADO-CENRTRAL LCDA PREMISES	ADO-CENTRAL SECRARIAT	Jan-23	DIRECT LABOUR	840,000.00	840,000.00	0.00	100%	COMPLETED
19	SUPPLY AND INSTALLATION OF 50 SOLAR POWER STREET LIGHT	AJIBADE, ODO OTIN AND OTHER STREETS AT LCDA	Mar-23	DIRECT LABOUR	5,729,729.73	5,729,729.73	0.00	100%	COMPLETED
20	DRILLING OF MOTORIZED BOREHOLE WITH OVER HEAD TANK	EREGURU ADO-EKITI	May-23	DIRECT LABOUR	1,108,108.10	1,108,108.10	0.00	100%	COMPLETED
21	CONSTRUCTION OF CIVIL DEFENCE AND SIEC BUILDING	OKEONIYO ADO-EKITI	May-23	DIRECT LABOUR	8,519,360.97	8,519,360.97	0.00	100%	COMPLETED
22	RE-CONSTRUCTION OF 80 METERS LENGTH COLLAPSED CARNAL WITH CATCHMENT PIT	IGBEHIN ADO-EKITI	Apr-23	DIRECT LABOUR	3,430,335.10	3,430,335.10	0.00	100%	COMPLETED
23	CONSTRUCTION OF 63M LENGTH DRAINAGE AND 8.3M LENGTH CULVERT	OKEONIYO ADO-EKITI	Apr-23	DIRECT LABOUR	4,795,318.90	4,795,318.90	0.00	100%	COMPLETED
24	RENOVATION OF BASIC HEALTH CENTRE	OKE ONIYO ADO-EKITI ADO-CENTRAL LCDA	Aug-23	DIRECT LABOUR	875,996.00	875,996.00	0.00	100%	COMPLETED
25	PURCHASE AND INSTALLATION OF INTERLOCKING	CLG/HLA AND OTHER QUARTERS AND HEALTH CENTRE, Efon-Alaaye Ekiti	JAN. 2023	DIRECT LABOUR	1,644,650.00	1,644,650.00	0.00	100%	COMPLETED
26	CEILING REPAIRS WITH FIXING OF DOOR	LEGISLATIVE BUILDING, EFON-ALAAAYE-EKITI	Jan-23	DIRECT LABOUR	398,125.00	398,125.00	0.00	100%	COMPLETED

27	COMPLETE RE-ROOFING AND RENOVATION OF COMPREHENSIVE HEALTH CENTRE (BUILDING)	ILISA, OMUO-EKITI	2023	DIRECT LABOUR	9,743,100.99	9,743,100.99	0.00	100%	COMPLETED
28	RENOVATION OF 20 UNITS OPEN MARKET STALL AT OJA OBA	OMUO-EKITI	2023	DIRECT LABOUR	1,810,054.00	1,810,054.00	0.00	100%	COMPLETED
29	GRADING OF TOWNSHIP/ FARMSTEAD ROADS	EKITI EAST LOCAL GOVERNMENT AREA	2023	DIRECT LABOUR	2,956,250.00	2,956,250.00	0.00	100%	COMPLETED
30	CONSTRUCTION OF CONCRETE LANDSCAPING AND THE COLLAPSE FENCE OF NEIGHBOURHOOD MARKET	OMUO-EKITI	2023	DIRECT LABOUR	17,608,648.65	17,608,648.65	0.00	100%	COMPLETED
31	(i)DRILLIG OF BOREHOLE (ii)FACE-LIFTING OF BASIC HEALTH CENTRE FENCING OF BHC. (iii)CONSTRUCTION OF LANDSCAPING AND REPAIR OF COLLAPSE FENCE.	(i)L.G. SECRETARIAT IJERO BHC AND LLISA CHC, OMUO-EKITI. (ii)EKITI IWORO BHC AND ILUDOFIN CHC, OMUO-EKITI. (iii)OBA FASIKU ROAD AND BESIDE NEIGHBOURHOOD MARKET, OMUO-EKITI.	2023	DIRECT LABOUR	20,204,962.95	20,204,962.95	0.00	100%	COMPLETED
32	(I) CONSTRUCTION OF 3 NOS RING CULVERT, CHANNELIZATION AND (II) SAND FILLING OF FLOODED AREA	(I)NEIGHBOURHOOD MARKET, OMUO-EKITI. (II)OBA FASIKUN/OMUO OKE HIGH SCHOOL	2023		8,801,630.56	8,801,630.56	0.00	100%	COMPLETED
33	COMPLETE RENOVATION OF CUSTOMARY COURT	OMUO-EKITI	2023	DIRECT LABOUR	14,588,337.94	14,588,337.94	0.00	65%	UNCOMPLETED
34	CONSTRUCTION OF BASIC HEALTH CENTRE	IKUN-OBA EKITI, EKITI S/E LCDA	16TH JAN., 2023	DIRECT LABOUR	8,015,415.00	8,015,415.00	0.00	100%	COMPLETED

35	CONSTRUCTION OF LOCK UP SHOPS	EDA ILE EKITI, EKITI SOUTH EAST LCDA	16TH JAN., 2023	DIRECT LABOUR	3,550,725.00	3,550,725.00	0.00	100%	COMPLETED
36	CONSTRUCTION OF PERIMETER FENCE	ABATTOIR OMUO-EKITI	16TH JAN., 2023	DIRECT LABOUR	3,021,730.00	1,921,200.00	1,100,530.00	70%	SITE WORK STILL ON-GOING BUT LAST PAYMENT HAS NOT BEEN MADE WHILE IT SLOW DOWN THE SITE PROJECT
37	CONSTRUCTION OF BLOCK OF 5 CLASS ROOMS AND OFFICES	AHAN AYEGUNLE EKITI, EKITI S/E LCDA	3RD APRIL, 2023	DIRECT LABOUR	15,960,175.00	15,960,175.00	0.00	100%	COMPLETED
38	CONSTRUCTION OF 6 ROOMS LOCKUP SHOP	ILASA-EKITI,	3RD APRIL, 2023	DIRECT LABOUR	5,100,000.00	5,100,000.00	0.00	100%	COMPLETED
39	CONSTRUCTION OF 100 METERS DRAINAGE WITH CULVERTS	ESIKO STREET, OMUO-EKITI, EKITI S/E LCDA	26TH APR. 2023	DIRECT LABOUR	2,741,846.63	2,741,846.63	0.00	100%	COMPLETED
40	CONSTRUCTION OF 200M DRAINAGE WITH CULVERT	OKEBOLA STREET, OMUO-EKITI	26TH APR. 2023	DIRECT LABOUR	4,964,919.13	4,964,919.13	0.00	100%	COMPLETED
41	CONSTRUCTION OF 100M DRAINAGE	ARAROMI - UGBESI EKITI	26TH APR. 2023	DIRECT LABOUR	2,741,846.63	2,741,846.63	0.00	100%	COMPLETED
42	CONSTRUCTION OF 100M DRAINAGE WITH CULVERT	ILASA-EKITI,	26TH APR. 2023	DIRECT LABOUR	2,741,846.63	2,741,846.63	0.00	0.00	AMOUNT APPROVED FOR THE PROJECT HAS BEEN ACCESSED BUT, YET TO COMMENCE WORK DUE TO RAIN FALL
43	CONSTRUCTION AND RESTRUCTURE OF LCDA PERMANENT SITE	ILASA-EKITI, EKITI SOUTH EAST LCDA	20TH APRIL., 2023	DIRECT LABOUR	48,483,900.00	20,808,000.00	27,675,900.00	70%	NOT YET COMPLETD

44	RENOVATION OF POLICE STATION BUILDING, FENCING GATE AND CONCRETE PAVEMENT (FLOORING)	ILAWE	2023	DIRECT LABOUR	N6,589,381.42	N6,589,381.42 7 7.5% VAT CHARGE	0.00	100%	COMPLETED
45	RENOVATION OF CENOTAPH FOR ARMED FORCES REMEMBRANCES DAY CEREMONY AT OKE-EMO	ILAWE	2023	DIRECT LABOUR	N1,432,648.65	N1,432,648.65	0.00	100%	COMPLETED
46	RENOVATION/PURCHASE OF ITEMS AT THE CHAIRMAN'S OFFICE LOCAL GOVERNMENT SECRETARIAT	ILAWE LG SECRETARIAT	2023	DIRECT LABOUR	2,247,135.14	2,247,135.14	0.00	100%	COMPLETED
47	RENOVATION OF 8 UNITS LOCK UP STALL AT OJULAWE ALONG IGEDE ROAD	ILAWE	2023	DIRECT LABOUR	4,428,886.44	4,428,886.44 7.5% VAT CHARGE	0.00	100%	COMPLETED
48	PAINTING OF THE EXTERNAL WALL OF BUILDING AT OJULAWE AREA FROM THE DRIVER'S AREA OFFICE TO OJULAWE LOCK-UP STALLS, (STOREY BUILDING), ALSO FROM AGBAJEOLA LOCK-UP STALL TO PALACE'S FENCE	ILAWE, EKITI S/W LGA	2023	DIRECT LABOUR	460,000.00 INCLUDING TAX	460,000.00	0.00	100%	COMPLETED
49	CONSTRUCTION OF STATUS OF A FARMER WITH BANANA AND PLANTAIN HIS HAND AT OJULAWE WITH FENCING	ILAWE, EKITI S/W LGA	2023	DIRECT LABOUR	N960,000.00	N960,000.00	0.00	100%	COMPLETED
50	RENOVATION OF LOCK UP SHOPS	IGBARA ODO AND OGOTUN EKITI	23RD FEB., 2023	DIRECT LABOUR	3,920,525.00	3,522,667.50	0.00	100%	COMPLETED

51	RENOVATION OF LOCK UP SHOPS	OGOTUN-EKITI	23RD FEB., 2023	DIRECT LABOUR	3,522,667.50	3,522,667.50	0.00	100%	COMPLETED
52	SERVICING AND REPAIR OF PROJECT VEHICLE	WORKS DEPARTMENT EKITI WEST LGA SECRETARIAT	2023	DIRECT LABOUR	64,000.00	64,000.00	0.00	100%	COMPLETED
53	REPAIR OF EXISTING GATE	EKITI WEST LOCAL GOVERNMENT SECRETARIAT	2023	DIRECT LABOUR	10,000.00	10,000.00	0.00	100%	COMPLETED
54	REPAIR OF PROJECT VEHICLE AND TYRES	EKITI WEST LOCAL GOVERNMENT SECRETARIAT	2023	DIRECT LABOUR	80,000.00	80,000.00	0.00	100%	COMPLETED
55	PURCHASE OF CABLE FOR HAND MOWER	EKITI WEST LG SECRETARIAT	2023	DIRECT LABOUR	32,000.00	32,000.00	0.00	100%	COMPLETED
	PURCHASE OF PULLEY FOR HAND MOWER	EKITI WEST LG SECRETARIAT	2023	DIRECT LABOUR	10,000.00	10,000.00	0.00	100%	COMPLETED
56	RE-ROOFING OF RATE SECTION OFFICE	BESIDE MICROFINANCE BANK, ARAMOKO-EKITI	2023	DIRECT LABOUR	220,000.00	220,000.00	0.00	100%	COMPLETED
57	REPAIR OF SUBMERSIBLE PUMP AND CLEARING OF THE BUSHY COMPOUND	NEIGHBOURHOOD MARKET, ARAMOKO-EKITI	2023	DIRECT LABOUR	38,000.00	38,000.00	0.00	100%	COMPLETED
58	REPLACEMENT OF BAD DOOR KEYS	ZONAL INSPECTOR'S OFFICE ARAMOKO-EKITI	2023	DIRECT LABOUR	39,000.00	39,000.00	0.00	100%	COMPLETED
59	CONSTRUCTION OF ADMINISTRATIVE BUILDING PHASE (1), CLEARING OF THE SITE AND FOUNDATION.	LCDA PERMANENT SITE, OKEMESI-EKITI	16th JAN,2023	DIRECT LABOUR	4,187,500.00 VAT INCLUSIVE	4,187,500.00	0.00	100%	COMPLETED
60	CONSTRUCTION OF TEN (10) UNITS OPEN STALL MARKET PHASE 1	IDO-ILE, EKITI. OKEMESI/IDO-ILE LCDA	16th JAN,2023	DIRECT LABOUR	2,016,420.50 VAT INCLUSIVE	2,016,420.50	0.00	100%	COMPLETED

61	GRADING AND FILLING OF TOWNSHIP ROADS WITH LATERITES, OKEMESI-EKITI (2DAYS)	OKEMESI/IDO-ILE LCDA	16th JAN,2023	DIRECT LABOUR	688,000.00 VAT INCLUSIVE	688,000.00	0.00	100%	COMPLETED
62	GRADING AND FILLING OF TOWNSHIP ROADS WITH LATERITES, IDO-ILE EKITI (1DAY)	OKEMESI/IDO-ILE LCDA	16th JAN,2023	DIRECT LABOUR	387,000.00 VAT INCLUSIVE	360,000.00	0.00	100%	COMPLETED
63	SUPPLY OF LATERITE AND FILLING OF CAVITES OF POTHOLES BETWEEN ORIIA JUNCTION AND OGE ALONG EPORO ROAD	EMURE	2023	DIRECT LABOUR	968,002.50	968,002.50	0.00	100%	COMPLETED
64	DESITTING OF DRAINAGES ALONG OLD ISE ROAD	EMURE	2023	DIRECT LABOUR	470,205.00	470,205.00	0.00	100%	COMPLETED
65	GRADING OF OLOJUDE ROAD	EMURE	2023	DIRECT LABOUR	576,737.50	576,737.50	0.00	100%	COMPLETED
66	OVERHAULING OF 16 KVA GENERATOR POWERING EMURE TOWNSHIP LIGHT	EMURE	2023	DIRECT LABOUR	128,000.00	128,000.00	0.00	100%	COMPLETED
67	GRADING OF OLOJUDO ROAD	EMURE-EKITI	2023	DIRECT LABOUR	576,737.50	576,737.50	0.00	100%	COMPLETED
68	OVERHAULING OF 16KVA GENERATOR POWERING EMURE TOWNSHIP LIGHT	EMURE-EKITI	2023	DIRECT LABOUR	128,000.00	128,000.00	0.00	100%	COMPLETED
69	GRADING OF 40.4 KM RURAL ROADS	(1)EMURE/AMUROK O RDS > 6.5 KM (2) EMURE-IBEJI SHITTU > 7.7 KM (3) SASERE RD > 7.6 KM (4) EMURE-OKESERRI > 7.8 KM (5)EMURE/IGBO OWA > 3.2 KM (6) EMURE/ ITARAGBA > 2.2 KM (7) EMURE-OWODE > 5.4 KM	2023	DIRECT LABOUR	10,004,675.00	10,004,675.00	0.00	100%	COMPLETED

70	CONSTRUCTION OF 750MM DIAMETRE RING CULVERT	JUNCTION LEADING TO RONKE ABEGUNDE AVENUE, BESIDE APOSTOLIC SECONDARY SCHOOL NEW ISE ROAD EMURE-EKITI	2023	DIRECT LABOUR	930,000.00	930,000.00	0.00	100%	COMPLETED
71	CHANNELIZATION/DREDGING OF EMURE/OLOPARUN RIVER/WATER WAYS IN EMURE-EKITI	EMURE-EKITI	2023	DIRECT LABOUR	6,189,789.19	6,189,789.19	0.00	100%	COMPLETED
72	CHANNELIZATION/DREDGING OF ODO-OKUN RIVER/IDAMUDU WATER WAYS AND CONSTRUCTION OF CONCRETE/CONCRETE DRAINAGES SIZES 14000MM X 1500MM X 1200MM IN EMURE-EKITI	EMURE-EKITI	2023	DIRECT LABOUR	11,583,697.29	11,583,697.29	0.00	100%	COMPLETED
73	CHANNELIZATION/DREDGING OF AROTI ROAD TO APOSTOLIC NURSERY AND PRIMARY SCHOOL RIVER/WATER WAYS IN EMURE-EKITI	EMURE-EKITI	2023	DIRECT LABOUR	1,929,729.73	1,929,729.73	0.00	100%	COMPLETED
74	CLEARING OF ROAD VERGES	AGBADO - TO IMESI	2023	DIRECT LABOUR	N150,000.00	N150,000.00	0.00	100%	COMPLETED
75	REPAIR AND CHANNELIZATION ON OF RIVER OYIMO BRIDGE ALONG EGBE/IRUN AKOKO ROAD, EGBE-EKITI.	EGBE/IRUN AKOKO	2023	DIRECT LABOUR	5,198,700.00	5,198,700.00	0.00	100%	COMPLETED
76	CONSTRUCTION OF PERIMETER FENCE AT EGBE-EKITI	EGBE EKITI, HEALTH CENTRE	2023	DIRECT LABOUR	10,674,111.45	10,674,111.45	0.00	100%	COMPLETED

77	CONSTRUCTION OF PERIMETER FENCE AT BASIC HEALTH CENTRE	EGBE-EKITI, AIYEKIRE LG	2023	DIRECT LABOUR	10,674,111.45	10,674,111.45	0.00	100%	COMPLETED
78	RE-ROOFING OF OLODE'S PALACE	ODE-EKITI	2023	DIRECT LABOUR	2,000,198.75	2,000,198.75	0.00	100%	COMPLETED
79	RE-ROOFING OF ONISIN'S PALACE	ISINBODE-EKITI	2023	DIRECT LABOUR	1,800,840.00	1,800,840.00	0.00	100%	COMPLETED
80	RENOVATION AND PARTLY REPAIR ROOF AT BASIC HEALTH CENTRE	IRO - AYETEJU EKITI, AIYEKIRE LGA	2023	DIRECT LABOUR	1,425,000.00	1,425,000.00	0.00	100%	COMPLETED
81	PURCHASE OF FURNITURE FOR EXECUTIVE OFFICERS	GBONYIN LCDA SECRETARIAT	FEB, 2023	DIRECT LABOUR	1,768,475.00	1,768,475.00	0.00	100%	COMPLETED
82	OFFICIAL VEHICLE FOR THE CHAIRMAN	GBONYIN LCDA SECRETARIAT	FEB, 2023	BOVICLAB VENTURES, LAGOS	12,396,256.00	12,396,256.00	0.00	100%	COMPLETED
83	PERIMETER FENCING OF THE LCDA (889M)	GBONYIN LCDA SECRETARIAT	FEB. 2023	DIRECT LABOUR	25,000,000.00	13,000,000.00	11,000,000.00	60%	SITE WORK STILL ON-GOING & IT IS UNCOMPLETED
84	REFURBLISHING OF 118 CHAIRS AND 40 TABLES IN THE LOCAL GOVERNMENT	IDO/OSI LG SECRETARIAT	2023	DIRECT LABOUR	2,198,175.00	2,198,175.00	0.00	100%	COMPLETED
85	REPAIR OF TABLE AND CHAIRS AT WORKS DEPARTMENT	IDO/OSI LG SECRETARIAT	2023	DIRECT LABOUR	178,400.00	178,400.00	0.00	100%	COMPLETED
86	RENOVATION OF SLG'S AND CLG'S OFFICE	IDO/OSI LG SECRETARIAT	2023	DIRECT LABOUR	285,000.00	285,000.00	0.00	100%	COMPLETED
87	CLEARING OF IDO/OSI MODERN MARKET	IDO/OSI LG	2023	DIRECT LABOUR	233,000.00	233,000.00	0.00	100%	COMPLETED
88	3 BEDROOMS FOR FRSC COMMAND OFFICE, IJERO-EKITI.	EGBEKU IJERO-EKITI	2023	DIRECT LABOUR	1,497,547.30	N537,547.30	960,000.00	75%	NOT YET COMPLETD
89	CONSTRUCTION OF ONE UNIT OF TEN OPEN STALL	TEMIDIRE EKITI, IREWOLEDE LCDA	8/2/2023	DIRECT LABOUR	2,907,083.92	2,907,083.92	0.00	100%	COMPLETED
90	RENOVATION OF A UNIT OF SEVEN LOCK UP SHOPS	ILORO-EKITI, IREWOLEDE LCDA	8/2/2023	DIRECT LABOUR	3,752,617.35	3,752,617.35	0.00	100%	COMPLETED

91	REPAIR OF GENERATOR HOUSE	IREWOLEDE LCDA SECRETARIAT	8/2/2023	DIRECT LABOUR	113,945.94	113,945.94	0.00	100%	COMPLETED
92	PURCHASE OF WHEEL BARROW	ESO-OBE LCDA SECRETARIAT, IKORO-EKITI	10/3/2023	DIRECT LABOUR	90,000.00	90,000.00	0.00	100%	COMPLETED
93	PURCHASE OF EXTENSION BOXES	ESO-OBE LCDA SECRETARIAT, IKORO-EKITI	29/3/2023	DIRECT LABOUR	17,000.00	17,000.00	0.00	100%	COMPLETED
94	PROVISION OF BURGLARY PROOF	ESO-OBE LCDA SECRETARIAT, IKORO-EKITI	29/3/2023	DIRECT LABOUR	15,000.00	15,000.00	0.00	100%	COMPLETED
95	CONSTRUCTION OF OFFICE COMPLEX FOR CHAIRMAN, VC & OTHERS	LOCAL GOVERNMENT SECRETARIAT, IKERE-EKITI	19/4,2023	DIRECT LABOUR	30,002,798.50	30,002,798.50	0.00	100%	COMPLETED
96	CONSTRUCTION OF BOX CULVERT, LINE DRAINAGE & FILLING OF ROADS	OBASANJO-ONWARD OKE-OSUN IKERE	20/4/2023	DIRECT LABOUR	5,325,378.00	5,325,378.00	0.00	65%	THE LAST TRANCHE OF FUND HAS BEEN RELEASE BUT DUE TO RAINFALL WORKERS HAS NOT YET RETURN TO SITE & WHEN COMPLETED THE CONCRETE SLAB WILL PROVIDE ACCESIBILITY BETWEEN THE NEIGHBOURING STREETS.
97	RECONSTRUCTION OF COLLAPSED DRAINAGE WALL (37M LENGTH)	AUD ROAD ODO ORO IKERE	20/4/2023	DIRECT LABOUR	886,477.50	886,477.50	0.00	100%	COMPLETED
98	CONSTRUCTION OF 7,600MM LENGTH, 1400MM WIDTH REINFORCED CONCRETE SLAB TO REPLACE COLLAPSED TOP	AYETORO-IKERE	20/4/2023	DIRECT LABOUR	334,862.50	334,862.50	0.00	100%	COMPLETED

99	FABRICATION OF GALVANIZED METAL GATE ON DRAINS	OGBONTUNTUN IKERE-EKITI	20/4/2023	DIRECT LABOUR	230,781.00	230,781.00	0.00	90%	LCDA HAVE ACCESSED 100% PROJECT SUM AND IT WAS EXPECTED A TOTAL COMPLETED IN A SHORT TIME THOUGH WORKS IS VERY SLOW BUT, STILL ON-GOING
100	RENOVATION OF L.G PETRO FILLING STATION	OKE AODU-IKERE	3/5/2023	DIRECT LABOUR	9,868,553.75	6,285,000.00	3,583,553.75	70%	HAVING COLLECTED 64% OUT OF THE TOTAL SUM, WORK STILL AT 30% TO FINAL STAGE OF THE PROJECT AND WORKERS ARE EXPECTED TO FASTRACT THE REMAINING WORK DONE WHILE SITE WORK STILL ONGOING.
101	PURCHASE OF SOLAR POWERED STREET LIGHT	7 WARDS 1. OGBONJANA 2. OKE-OSUN 3. ODO-ISE 4. AFAO-KAJOLA 5. ILAPETU IJAO 6. IDEMO 7. ARE ARAROMI	3/5/2023	DIRECT LABOUR	2,860,500.00	2,860,500.00	0.00	100%	COMPLETED
102	REPAIR OF LGA HALL ROOF AND PURCHASE OF PLASTIC CHAIRS	IKERE LGA HALL	3/5/2023	DIRECT LABOUR	1,058,600.00	1,058,600.00	0.00	100%	COMPLETED

103	REPLACEMENT OF WINDOWS LOUVERS BLADE	IKERE LG SECRETARIAT	1/5/2023	DIRECT LABOUR	798,617.50	798,617.50	0.00	100%	COMPLETED
104	CONSTRUCTION OF 10 NUMBERS LOCK UP SHOPS	SHASHA MARKET IKERE	3/5/2023	DIRECT LABOUR	12,080,968.35	12,080,968.35	0.00	100%	COMPLETED
105	LOCAL GOVERNMENT PERIMETER FENCE AND BUS STOP REPAIR	LOCAL GOVERNMENT SECRETARIAT, IKERE-EKITI	3/5/2023	DIRECT LABOUR	1,140,790.00	1,140,790.00	0.00	100%	COMPLETED
106	CONSTRUCTION OF 100M CONCRETE DRAINAGE	IGBALAYE IKERE LGA	3/5/2023	DIRECT LABOUR	4,826,105.00	4,826,105.00	0.00	100%	COMPLETED
107	REPAIR OF DAMAGE HAND PUMPBORHOLE	IGELE WARD, IKERE WEST LCDA	19/1/2023	DIRECT LABOUR	120,000.00	120,000.00	0.00	100%	COMPLETED
108	GRADING OF STREET ROAD	IKERE WEST LCDA	27/02/2023	DIRECT LABOUR	300,000.00	300,000.00	0.00	100%	COMPLETED
	SERVICING OF CHAIRMAN'S OFFICIAL VEHICLE	IKERE WEST LCDA SECRETARIAT	20/1/2023	DIRECT LABOUR	25,000.00	25,000.00	0.00	100%	COMPLETED
109	PURCHASE OF OFFICIAL FURNITURE	IKERE WEST LCDA SECRETARIAT	17/1/2023	DIRECT LABOUR	527,300.00	527,300.00	0.00	100%	COMPLETED
110	PURCHASE OF ONE UNIT LAPTOP	IKERE WEST LCDA SECRETARIAT	17/1/2023	DIRECT LABOUR	236,500.00	236,500.00	0.00	100%	COMPLETED
111	CONSTRUCTION OF OFFICE EXTENSION	IKERE WEST LCDA	7/1/2023	DIRECT LABOUR	1,005,000.00	1,005,000.00	0.00	100%	COMPLETED
112	GRADING OF TOWNSHIP ROADS AND DESILTING OF DRAINAGE IN IKOLE-EKITI	IKOLE TOWNSHIP	10/2/2023	DIRECT LABOUR	6,129,000.00	6,129,000.00	0.00	100%	COMPLETED
113	INSTALLATION OF 70 PIECES OF SOLAR LIGHT	IKOLE COMMUNITIES	2023	DIRECT LABOUR	5,806,500.00	5,806,500.00	0.00	100%	COMPLETED

114	REPAIR AND DESILTING OF LINE DRAINAGE	IKOLE TOWSHIP ROADS	2023	DIRECT LABOUR	2,512,200.00	2,512,200.00	0.00	100%	COMPLETED
115	EROSION CONTROL AT OKE IJEBU TEMIDIRE ILEGURE ILOKA ROADS	TEMIDIRE/ILEGURE ROADS IKOLE-EKITI	JAN. 2023	DIRECT LABOUR	8,330,445.05	8,330,445.05	0.00	100%	COMPLETED
116	RENOVATION OF FIVE LOCK UP SHOPS	OKE AYEDUN, AJONI LCDA	JAN. 2023	DIRECT LABOUR	1,274,645.75	1,274,645.75	0.00	100%	COMPLETED
117	RENOVATION OF FIVE LOCK UP SHOPS	ODO AYEDUN, AJONI LCDA	JAN. 2023	DIRECT LABOUR	1,000,000.00	1,000,000.00	0.00	100%	COMPLETED
118	INSTALLATION OF BOREHOLE PUMPING MACHINE	ESUN-EKITI	JAN. 2023	DIRECT LABOUR	250,000.00	250,000.00	0.00	100%	COMPLETED
119	ERECTION OF 10 Nos SOLAR ELECTRIFICATION POLES	OKE AKO-EKITI, AJONI LCDA	JAN. 2023	DIRECT LABOUR	1,000,000.00	1,000,000.00	0.00	100%	COMPLETED
120	ERECTION OF 19 Nos SOLAR ELECTRIFICATION POLES	IPAO-EKITI, AJONI LCDA	JAN. 2023	DIRECT LABOUR	2,125,254.25	2,125,254.25	0.00	100%	COMPLETED
121	ERECTION OF 10 Nos SOLAR ELECTRIFICATION POLES	ITAPAJI-EKITI, AJONI LCDA	JAN. 2023	DIRECT LABOUR	1,000,000.00	1,000,000.00	0.00	100%	COMPLETED
122	REHABILITATION OF MOTORIZED DINE HOLE	ODO-AYEDUN, AJONI LCDA	MARCH, 2023	DIRECT LABOUR	160,000.00	160,000.00	0.00	100%	COMPLETED

123	RE-ROOFING OF A COMMUNITY PRIMARY SCHOOL	ODO-AYEDUN, AJONI LCDA	MARCH, 2023	DIRECT LABOUR	150,000.00	150,000.00	0.00	100%	COMPLETED
124	CONSTRUCTION OF 750MM BY 4.8M REINFORCED RING CULVERT	OJA OWODE IYEMERO	FEB. 2023	DIRECT LABOUR	1,273,373.13	500,000.00	773,373.13	30%	SITE WORK STILL ON-GOING NOT YET COMPLETED
125	CONSTRUCTION OF TEN NUMBERS OF OPEN STALLS	IJOWA-EKITI, AJONI LCDA	FEB TO JUN, 2023	DIRECT LABOUR	1,250,000.00	1,250,000.00	0.00	100%	COMPLETED
126	CONSTRUCTION OF TEN NUMBERS OF OPEN STALLS	IRELE EKITI, AJONI LCDA	FEB TO JUN, 2023	DIRECT LABOUR	1,500,000.00	1,500,000.00	0.00	100%	COMPLETED
127	CONSTRUCTION OF 750MM BY 7.2M REINFORCED RING CULVERT	OFF FUOYE ANEX AYEDUN-EKITI	APRIL TO JUN, 2023	DIRECT LABOUR	2,006,167.75	2,006,167.75	0.00	100%	COMPLETED
128	CONSTRUCTION THROUGH THE CHANNELIZATION OF 300M EARTH LINE DRAINAGE OF WIDTH 1050MM AND DEPTH 850MM	OKE AKO-EKITI, AJONI LCDA	APRIL TO JUN, 2023	DIRECT LABOUR	2,179,200.00	2,179,200.00	0.00	100%	COMPLETED
129	CONSTRUCTION OF 17.5M CONCRETE-CONCRETE LINE DRAINAGE OF WIDTH 1050MM AND DEPTH 850MM	IYEMERO-EKITI, AJONI LCDA	APRIL TO JUN, 2023	DIRECT LABOUR	664,632.25	664,632.25	0.00	100%	COMPLETED
130	CONSTRUCTION OF A BLOCK OF FIVE LOCK UP SHOPS	IYEMERO-EKITI, AJONI LCDA	APRIL TO JUN, 2023	DIRECT LABOUR	8,548,503.75	8,548,503.75	0.00	100%	COMPLETED

131	CONSTRUCTION OF A BLOCK OF FIVE LOCK UP SHOPS	IPAO-EKITI, AJONI LCDA	APRIL TO JUN, 2023	DIRECT LABOUR	7,325,484.00	7,325,484.00	0.00	100%	COMPLETED
132	COUNTERPART FUND ALLOCATION FOR THE CONSTRUCTION OF FOUR CLASSROOMS	ESUN-EKITI	APRIL TO MAY, 2023	DIRECT LABOUR	3,500,000.00	3,237,500.00	262,500.00	85%	THE SITE WORK IS STILL ON-GOING AND PROJECTS IS UNCOMPLETED
133	CONSTRUCTION OF REVENUE CHECKING POINT	IPAO-EKITI, AJONI LCDA	APRIL TO JUN, 2023	DIRECT LABOUR	784,571.17	784,571.17	0.00	100%	COMPLETED
134	ERECTION OF NINETEEN (19) NUMBERS OF SOLAR ELECTRICITY POLES	AYEDUN-EKITI, AJONI LCDA	APRIL TO JUN, 2023	DIRECT LABOUR	2,125,245.25	2,125,245.25	0.00	100%	COMPLETED
135	REHABILITATION OF IKOLE TO OMUO ROAD THROUGH THE RESHAPING OF AYEDUN TO AYEBODE ROAD	AYEDUN-EKITI, AJONI LCDA	APRIL TO JUN, 2023	DIRECT LABOUR	900,000.00	900,000.00	0.00	100%	COMPLETED
136	SURVEY 1½ ACRES OF LAND FOR THE PERMANENT SITE IKOLE WEST LOCAL COUNCIL DEVELOPMENT AREA	USI-EKITI, IKOLE WEST LCDA	2023	DIRECT LABOUR	559,000.00	559,000.00	0.00	100%	COMPLETED
137	APPROVAL OF BUILDING PLAN FOR THE PERMANENT SITE IKOLE WEST LCDA	USI-EKITI, IKOLE WEST LCDA	2023	DIRECT LABOUR	953,525.00	953,525.00	0.00	100%	COMPLETED
138	RENOVATION OF PART OF ORENIWA MARKET	ISABA-EKITI, IKOLE WEST	2023	DIRECT LABOUR	2,482,250.00	2,482,250.00	0.00	100%	COMPLETED
139	RENOVATION OF OFFICE ACCOMODATION AND PURCHASE OF OFFICE FURNITURE AT IKOLE WEST LOCAL COUNCIL DEVELOPMENT AREA TEMPORARY SECRETARIAT	ASIN-EKITI, IKOLE WEST LCDA	2023	DIRECT LABOUR	3,000,000.00	3,000,000.00	0.00	100%	COMPLETED

140	CONSTRUCTION OF PERMANENT SECRETARIAT BUILDING (PHASE 1)	USIN-EKITI, IKOLE WEST LCDA	2023	DIRECT LABOUR	8,350,000.00	8,350,000.00	0.00	100%	COMPLETED
141	ECOLOGICAL WORK	ASIN, ISABA, IKOYI, OOTUNJA, IILAMO AND IGBONA. IKOLE WEST LCDA	2023	DIRECT LABOUR	3,000,000.00	3,000,000.00	0.00	100%	COMPLETED
142	CONSTRUCTION OF SUBMERGED CONCRETE BRIDGE CULVERT 7.3X1.8MM	GENERAL HOSPITAL IJESA-ISU. KAJOLA LCDA	JAN., 2023	DIRECT LABOUR	1,044,169.00	1,044,169.00	0.00	70%	THE SITE WORK IS STILL ON-GOING AND PROJECTS IS UNCOMPLETED
143	CONSTRUCTION OF 5KM ROADS	IYE, EDA-ONIYO, ILUDUN, IPERE, IJARO, IJESAMODU AND EWU EKITI. ILEJEMEJE LGA	2013 TO 2023	INTER-ROTECH NIG LTD	407,486,562.21	316,833,295.26	90,653,266.95	75%	SITE WORK STILL ON-GOING & IT IS UNCOMPLETED
144	CONSTRUCTION OF LOCAL GOVERNMENT SECRETARIATE BUILDING COMPLEX PHASE 1	OBBO ROAD, EDA-ONIYO. ILEJEMEJE	2023	DIRECT LABOUR	70,507,070.48	20,680,000.00	49,827,070.48	70%	SITE WORK STILL ON-GOING & IT IS UNCOMPLETED
145	CONSTRUCTION OF LOCK-UP STALLS	EWU-EKITI (MARKET CENTRE)	2023	DIRECT LABOUR	2,566,550.00	2,000,000.00	N566,500.00	80%	SITE WORK STILL ON-GOING & IT IS UNCOMPLETED
146	RENOVATION OF TOWN HALL	EDA-ONIYO EKITI	2023	DIRECT LABOUR	2,066,000.00	2,066,000.00	0.00	100%	COMPLETED
147	CONSTRUCTION AND RENOVATION OF OPEN MARKET STALLS	ILUDUN-EKITI	2023	DIRECT LABOUR	20,189,650.00	20,189,650.00	0.00	100%	COMPLETED
148	CONSTRUCTION AND RENOVATION OF OPEN MARKET STALLS	IJESA MODU-EKITI	2023	DIRECT LABOUR	3,635,600.00	3,635,600.00	0.00	100%	COMPLETED

149	EXTENSION OF ELECTRICITY AND INSTALLATION OF SOLAR LIGHT	AMURE ROAD IYE-EKITI, ILEJEMEJE	2023	DIRECT LABOUR	2,508,190.00	2,508,190.00	0.00	100%	COMPLETED
150	EXTENSION OF ELECTRICITY AND INSTALLATION OF SOLAR LIGHT	IJARO-EKITI, ILEJEMEJ ELCD	2023	DIRECT LABOUR	2,013,045.00	2,013,045.00	0.00	100%	COMPLETED
151	EXTENSION OF ELECTRICITY AND INSTALLATION OF SOLAR LIGHT	IPERE-EKITI, ILEJEMEJE-LCDA	2023	DIRECT LABOUR	2,171,500.00	2,171,500.00	0.00	100%	COMPLETED
152	CONSTRUCTION OF BOX CULVERT AT TRADITIONAL COUNCIL CHAMBER	LOCAL GOVERNMENT SECRETARIAT	2023	DIRECT LABOUR	200,000.00	200,000.00	0.00	100%	COMPLETED
153	REFURBISHMENT OF TOYOTAL HIACE HUMMER BUS	ARAROMI LCDA SECRETARIAT IYIN-EKITI	5/1/2023	DIRECT LABOUR	1,896,567.57	1,896,567.57	0.00	100%	COMPLETED
154	REFURBISHMENT OF TOYOTAL HIACE HUMMER BUS	ARAROMI LCDA SECRETARIAT IYIN-EKITI	5/1/2023	DIRECT LABOUR	958,810.81	958,810.81	0.00	100%	COMPLETED
155	REFUBLISHMENT OF TOYOTA COROLLA CAR	ARAROMI LCDA SECRETARIAT IYIN-EKITI	5/1/2023	DIRECT LABOUR	684,684.65	684,684.65	0.00	100%	COMPLETED
156	PURCHASE OF FURNITURE AND FITTINGS (PLASTICS CHAIRS)	OBA'S PALACE, IYIN-EKITI AND ESURE-EKITI	5/1/2023	DIRECT LABOUR	1,081,081.08	1,081,081.08	0.00	100%	COMPLETED
157	COMPLETION OF ONE LOCK UP SHOP	IGBEMO, IFEDARA LCDA	2023	DIRECT LABOUR	51,000.00	51,000.00	0.00	100%	COMPLETED
158	SURVEYING OF THE LCDA LANDED PROPERTIES	IGBEMO, IFEDARA LCDA	2023	DIRECT LABOUR	350,000.00	350,000.00	0.00	100%	COMPLETED

159	RENOVATION OF OPEN STALL AND A BLOCK OF LOCK-UP SHOPS AT OBA'S PLACE	ARE-EKITI, IFEDARA LCDA	2023	DIRECT LABOUR	865,968.74	865,968.74	0.00	100%	COMPLETED
160	GRADING OF TOWNSHIP ROADS	IFEDARA LCDA	2023	DIRECT LABOUR	5,000,000.00	5,000,000.00	0.00	100%	COMPLETED
161	CONSTRUCTION OF ONE BLOCK OF LOCK UP SHOPS WITH 2 TOILETS	ARE-EKITI, IFEDARA LCDA	2023	DIRECT LABOUR	3,696,300.00	3,696,300.00	0.00	100%	COMPLETED
162	CONSTRUCTION OF ONE BLOCK OF LOCK UP SHOP	IWOROKO-EKITI, IFEDARA LCDA	2023	DIRECT LABOUR	3,987,306.34	3,987,306.34	0.00	100%	COMPLETED
163	OPENING OF NEW ROADS WITHIN THE LCDA SECRETARIAT	IGBEMO, IFEDARA LCDA	2023	DIRECT LABOUR	750,000.00	750,000.00	0.00	100%	COMPLETED
164	CONSTRUCTION OF NEW CHAIRMAN'S OFFICE AND OTHERS EXECUTIVE	IGBEMO, IFEDARA LCDA	2023	DIRECT LABOUR	1,000,000.00	1,000,000.00	0.00	100%	COMPLETED
165	CONSTRUCTION OF 250M ECOLOGICAL LINE DRAINAGE	ARE-EKITI, IFEDARA LCDA	2023	DIRECT LABOUR	2,711,440.00	2,711,440.00	0.00	100%	COMPLETED
166	CONSTRUCTION OF 100M ECOLOGICAL LINE DRAINAGE	AFAO/ARAROMI OBO	2023	DIRECT LABOUR	1,331,420.00	1,331,420.00	0.00	100%	COMPLETED
167	CONSTRUCTION OF 150M ECOLOGICAL LINE DRAINAGE	IWOROKO-EKITI, IFEDARA LCDA	2023	DIRECT LABOUR	1,808,580.00	1,808,580.00	0.00	100%	COMPLETED
168	CONSTRUCTION OF 110M ECOLOGICAL LINE DRAINAGE	IGBEMO, IFEDARA LCDA	2023	DIRECT LABOUR	2,411,428.00	2,411,428.00	0.00	100%	COMPLETED
169	CONSTRUCTION OF 50M ECOLOGICAL LINE DRAINAGE	ORUN-EKITI, IFEDARA LCDA	2023	DIRECT LABOUR	1,205,720.00	1,205,720.00	0.00	100%	COMPLETED
170	SURVEY OF LAND OCCUPIED BY SKILLS ACQUISITION CENTRE	ISE-EKITI	JAN., 2023	DIRECT LABOUR	200,000.00	200,000.00	0.00	100%	COMPLETED

179	CONSTRUCTION OF STAIRCASE	OGUNRO HOUSE, ISE-EKITI. DONATED AS HEALTH CENTRE AND NATIONAL POPULATION COMMISSION OFFICE	JAN. 2023	DIRECT LABOUR	500,000.00	500,000.00	0.00	100%	COMPLETED
180	PROVISION OF CHAIRS, TABLES, A GENERATING SET AND A STANDING FAN	NATIONAL POPULATION COMMISSION OFFICE, OGUNRO HOUSE, ISE-EKITI	JAN. 2023	DIRECT LABOUR	300,000.00	300,000.00	0.00	100%	COMPLETED
181	CONSTRUCTION OF CULVERT	OMO OBA ORAYE QUARTERS, ISE-EKITI	JAN. 2023	DIRECT LABOUR	498,000.00	498,000.00	0.00	100%	COMPLETED
182	BACKFILLING OF ROADS	FROM OMO OBA ORAYE QUARTERS TO OMI IYE, ISE-EKITI	JAN. 2023	DIRECT LABOUR	544,000.00	544,000.00	0.00	100%	COMPLETED
183	TESTING OF TRANSFORMER	ST. PAUL ORAYE, ISE-EKITI	JAN. 2023	DIRECT LABOUR	40,000.00	40,000.00	0.00	100%	COMPLETED
184	GRADING OF TOWNSHIP ROADS	OKE ONIYO, ORAYE I&II ISE-EKITI	JAN. 2023	DIRECT LABOUR	990,000.00	990,000.00	0.00	100%	COMPLETED
185	RE-ROOFING OF DAMAGED PART OF HIGH COURT ROOF	ISE-EKITI	JAN. 2023	DIRECT LABOUR	667,000.00	667,000.00	0.00	100%	COMPLETED
186	DRILLING OF BOREHOLE	ODO OJA QTRS, OTUN-EKITI. MOBA LGA	4/1/2023	DIRECT LABOUR	881,027.00	881,027.00	0.00	100%	COMPLETED
187	DISTRIBUTION/EXTENSION OF WATER FROM DRILLED MOTORIZED BOREHOLE	ODO OJA QTRS, OTUN-EKITI. MOBA LGA	11/10/2023	DIRECT LABOUR	670,,045.00	670,,045.00	0.00	100%	COMPLETED
188	CONSTRUCTION OF 5 LOCKUP SHOPS	BESIDE MOBA LOCAL GOVERNMENT SECRETARIAT, OTUN-EKITI. MOBA LGA	16/01/2023	DIRECT LABOUR	3,493,946.37	3,493,946.37	0.00	100%	COMPLETED

189	RENOVATION OF 10 LOCKUP SHOPS	OSAN-EKITI, MOBA LGA	16/01/2023	DIRECT LABOUR	2,400,109.50	2,400,109.50	0.00	100%	COMPLETED
190	RENOVATION OF 10 LOCKUP SHOPS	OSUN-EKITI, MOBA LGA	16/01/2023	DIRECT LABOUR	2,157,686.25	2,157,686.25	0.00	100%	COMPLETED
191	RENOVATION OF BASIC HEALTH CENTRE	IRA-EKITI, MOBA LGA	16/01/2023	DIRECT LABOUR	1,488,354.70	1,488,354.70	0.00	100%	COMPLETED
192	CLEARING/DESILTING OF BLOCKED CHANNELS AND DRAINAGE	ACROSS MOBA LOCAL GOVT. AREA	16/01/2023	DIRECT LABOUR	1,691,058.50	1,691,058.50	0.00	100%	COMPLETED
193	CONSTRUCTION OF BOX CULVERT	ILETI/APATA OSAN-EKITI, MOBA LGA	APRIL, 2023	DIRECT LABOUR	1,572,187.50	1,572,187.50	0.00	100%	COMPLETED
194	CONSTRUCTION OF BOX CULVERT	AGBOGBO RIVER, OTUN-EKITI. MOBA LGA	APRIL, 2023	DIRECT LABOUR	6,584,375.00	6,584,375.00	0.00	100%	COMPLETED
195	RENOVATION OF WORKS DEPARTMENT	MOBA LOCAL GOVT. SECRETARIAT	APRIL, 2023	DIRECT LABOUR	2,165,130.63	2,165,130.63	0.00	100%	COMPLETED
196	CONSTRUCTION OF BLOCK/BLOCK LINE DRAINAGE	EMILOJU, IMAYAN OTUN-EKITI. MOBA LGA	MAY, 2023	DIRECT LABOUR	7,669,307.50	7,669,307.50	0.00	100%	COMPLETED
197	CONSTRUCTION OF 3 LOCKUP SHOPS WITH TOILET	CENTRAL MARKET, OTUN-EKITI, MOBA LGA	MAY, 2023	DIRECT LABOUR	4,400,243.75	4,400,243.75	0.00	100%	COMPLETED
198	DRILLING OF MOTORIZED BOREHOLE AND CONSTRUCTION OF OVERHEAD TANK (400 LITRS)	APATA, OSAN-EKITI. MOBA LGA	MAY, 2023	DIRECT LABOUR	1,548,357.50	1,548,357.50	0.00	100%	COMPLETED
200	DRILLING OF MOTORIZED BOREHOLE AND CONSTRUCTION OF OVERHEAD TANKS (400 LITRS)	IWOYE STREET, OSAN-EKITI, MOBA LGA	MAY, 2023	DIRECT LABOUR	1,321,625.01	1,321,625.01	0.00	100%	COMPLETED
201	DRILLING OF MOTORIZED BOREHOLE AND CONSTRUCTION OF OVERHEAD TANKS (400 LITRS)	EGUNPERE, OTUN-EKITI	MAY, 2023	DIRECT LABOUR	1,321,625.01	1,321,625.01	0.00	100%	COMPLETED

202	RE-ROOFING OF BASIC HEALTH CENTRE	IRO-EKITI, MOBA LGA	MAY, 2023	DIRECT LABOUR	1,364,626.50	1,364,626.50	0.00	100%	COMPLETED
203	PROCUREMENT AND INSTALLATION OF 11 NOS SOLAR STREET LIGHT	IN FRONT OF LOCKUP SHOPS AND INSIDE MOBA LOCAL GOVT. SECRETARIAT	MAY, 2023	DIRECT LABOUR	1,064,250.00	1,064,250.00	0.00	100%	COMPLETED
204	EXTENSION OF 3 PHASE ELECTRICITY	DESOPE HOTEL, OTUN-EKITI. MOBA LGA	MAY, 2023	DIRECT LABOUR	1,881,275.50	1,881,275.50	0.00	100%	COMPLETED
205	EXTENSION OF 3 PHASE ELECTRICITY	IGBOOGUN STREET, OTUN-EKITI. MOBA LGA	MAY, 2023	DIRECT LABOUR	1,254,525.00	1,254,525.00	0.00	100%	COMPLETED
206	REPAIR OF ROOF, CONSTRUCTION OF SOAKAWAY AND PIPE WORK	STAFF QUOTERS, LOCAL GOVT. SECRETARIAT, MOBA LGA	MAY, 2023	DIRECT LABOUR	1,027,872.00	1,027,872.00	0.00	100%	COMPLETED
207	CONSTRUCTION OF 6.0 X 0.3 X 10M RETAINING WALL	OMI-ISUN/ODO IMAYAN, OTUN-EKITI, MOBA LGA	JUNE, 2023	DIRECT LABOUR	1,872,650.00	1,872,650.00	0.00	100%	COMPLETED
208	CONSTRUCTION OF CONCRETE LINE DRAINAGE AND BLOCK/BLOCK LINE DRAINAGE	ILERO QURTS, OTUN-EKITI, MOBA LGA	JUNE, 2023	DIRECT LABOUR	2,213,532.00	2,047,517.10	166,014.90	60%	THE SITE WORK IS STILL ON-GOING AND PROJECTS IS UNCOMPLETED
209	CONSTRUCTION OF 52M BLOCK/BLOCK LINE DRAINAGE	OKE AAFIN QURTS, OTUN-EKITI. MOBA LGA	JUNE, 2023	DIRECT LABOUR	1,544,054.75	1,544,054.75	0.00	60%	IT IS AN ECOLOGICAL PROJECT BUT SITE WORK IS STILL ON-GOING & IT IS UNCOMPLETED
210	DESILTING/CHANNELIZATION OF BLOCKED DRAINAGE ACROSS MOBA LGA	ACROSS MOBA LOCAL GOVT. AREA	MAY & JUNE, 2023	DIRECT LABOUR	4,522,793.73	4,522,793.73	0.00	100%	COMPLETED

211	RE-CONSTRUCTION OF FAILED SLAB OF TWIN BOX CULVERT 6M ALONG IGOGO-EWU ROAD	IGOGO-EKITI, ERO LCDA	16/1/2023	DIRECT LABOUR	1,311,491.00	1,311,491.00	0.00	100%	COMPLETED
212	GRADING OF IGOGO-EWU ROAD	IGOGO-EKITI, ERO LCDA	16/1/2023	DIRECT LABOUR	1,720,000.00	1,720,000.00	0.00	100%	COMPLETED
213	OPENING UP & GRADING OF NEW OJI ESTATE (2KM)	ERINMOPE-EKITI, ERO LCDA	16/1/2023	DIRECT LABOUR	936,325.00	936,325.00	0.00	100%	COMPLETED
214	EXTENSION OF ELECTRICITY 15 POLES (3 PHASE 4 WIRE) FROM DEVO FILLING STATION OF GOLF FIELD AREA	ERINMOPE-EKITI, ERO LCDA	16/1/2023	DIRECT LABOUR	3,466,480.50	3,466,480.50	0.00	100%	COMPLETED
215	RE-CONSTRUCTION OF FAILED BOX CULVERT (6 X 1.8 X 15)M, IKUN	IKUN-EKITI, ERO LCDA	16/1/2023	DIRECT LABOUR	1,232,828.20	1,232,828.20	0.00	100%	COMPLETED
216	GRADING, FILLING, DESILTING OF LINE DRAINAGE AT OBA YUSUF AWOLOLA STREET OF OKE-OJA IRARE ROAD (1.8KM) AAYE-OJA	AAYE-OJA EKITI, ERO LCDA	16/1/2023	DIRECT LABOUR	1,239,152.50	1,239,152.50	0.00	100%	COMPLETED
217	RETICULATION OF BOREHOLE ISAOYE	ISAOYE-EKITI, ERO LCDA	16/1/2023	DIRECT LABOUR	193,600.00	193,600.00	0.00	100%	COMPLETED
218	COMPLETE REFURBISHING OF KIA CERATO CAR	ERO SECRETARIAT,	16/1/2023	DIRECT LABOUR	1,144,375.00	1,144,375.00	0.00	100%	COMPLETED
219	REPAIR OF HLA OFFICIAL VEHICLE	ERO SECRETARIAT,	16/1/2023	DIRECT LABOUR	683,500.00	683,500.00	0.00	100%	COMPLETED
220	CONSTRUCTION OF TWO BOX CULVERTS (5 X 1.2 X 1)M AT IKOSU	IKOSU-EKITI, ERO LCDA	16/1/2023	DIRECT LABOUR	1,348,167.50	1,348,167.50	0.00	100%	COMPLETED
221	REPAIR OF SOLAR BOREHOLE AT GAA IRARE	IRARE-EKITI, ERO LCDA	16/1/2023	DIRECT LABOUR	252,195.00	252,195.00	0.00	100%	COMPLETED
222	REPAIR OF MANUAL BOREHOLE	IRARE-EKITI, ERO LCDA	16/1/2023	DIRECT LABOUR	87,290.00	87,290.00	0.00	100%	COMPLETED
223	PURCHASE OF FOREIGN METAL DOOR TO CHAIRMAN'S OFFICE	ERO SECRETARIAT,	14/3/2023	DIRECT LABOUR	179,875.00	179,875.00	0.00	100%	COMPLETED

224	RENOVATION OF ERINMOPE 10 LOCK UP SHOPS PHASE II & III	ERINMOPE-EKITI, ERO LCDA	14/3/2023	DIRECT LABOUR	1,527,006.25	1,527,006.25	0.00	100%	COMPLETED
225	GRADING OF ROADS	AYEDE LCDA, AYEDE-EKITI, (1) HOSPITAL ROAD (2) OWAYE 1 & 2 (3) EJIGBO STREET.	1st JAN, 2023	DIRECT LABOUR	N500,000.00	N500,000.00	0.00	100%	COMPLETED

CHAPTER FOUR

A REVIEW OF BUDGET PERFORMANCE OF MDAs, LGAs/LCDAs AND TERTIARY INSTITUTIONS IN YEAR, 2023.

During the year 2023, the Commission reviewed the Budget Performance of various MDAs, LGAs/LCDAs and Tertiary Institutions in the State. After considering the returns from MDAs and Others Government Organizations, the Commission came up with analysis on the Revenue, Personnel Cost, Overhead and Capital Expenditure. The Commission is of the view that all Government Agencies (MDAs, LGAs/LCDAs & Tertiary Institutions.) Should brought under its schedule in compliance with the 2020 Fiscal Responsibility Law as it empowers the Commission to monitor compliance.

From all indication, the operation of MDAs, LGAs/LCDAs & Tertiary Institutions would Need adequate monitoring to ensure proper accountability and transparency in public finance management. This would greatly enhance good governance and increase the revenue generation of the State to fund government projects that would lead to growth and development of the State.

The Fiscal Responsibility Commission ensures that international best practices that Would result in greater efficiency in the allocation, management of public expenditure, revenue collection, debt control and transparency in Fiscal matters are sufficiently complied with for improved performance. In addition the Commission undertakes fiscal and financial studies, analysis, diagnosis and dissemination of the result collated to the general public.

TABLE 1
SUMMARY OF INTERNALLY GENERATED REVENUE (MDAs) IN EKITI
STATE, 2023.

S/N	IPSAS CODE	MINISTRY / DEPARTMENTS	APPROVED BUDGET	TOTAL ACTUAL REVENUE JAN - DEC, 2023.	% PERFORMANCE	REMARKS
AGRICULTURAL & RURAL DEVELOPMENT						
1	021500100100	MINISTRY OF AGRIC AND FOOD SECURITY	75,000,000.00	57,652,000.00	77%	Income Generating Office
2	021511700100	DIRECTORATE OF FARM SETTLEMENTS & PEASANT FARMERS DEVELOPMENT PROGRAMME	8,960,731.20	1,796,850.00	20%	Income Generating Office
3	021511600100	FADAMA	0.00	0.00	0%	Social Services
4	02151000100	FOUNTAIN AGRICULTURAL MARKETING AGENCY (FAMA)	1,728,097.49	1,737,100.20	101%	Income Generating Office
5		EKITI RURAL ACCESS & AGRICULTURAL MARKETING PROJECTS (RAAMP)	0.00	0.00	0%	Documents not submitted
6	021510200100	EKITI STATE AGRICULTURAL DEVELOPMENT PROGRAMME (ADP IKOLE)	2,000,000.00	54,000.00	3%	Income Generating Office
7		ANTI-GRAZING TASK FORCE	0.00	0.00	0%	Newly Created Office
		TOTAL	87,688,828.69	61,239,950.20	70%	
INFRASTRUCTURAL DEVELOPMENT						
8	026100100100	MINISTRY OF INFRASTRUCTURE AND PUBLIC UTILITIES	6,806,145.63	4,999,000.00	73%	Income Generating Office
9	025200100200	EKITI STATE WATER & SANITATION REGULATORY AGENCY	752,629.35	3,457,200.00	459%	Income Generating Office
10	02622020102	MINISTRY OF INNOVATIONS, SCIENCE & DIGITAL ECONOMY	0.00	0.00	0%	Service Ministry
11	023400100100	MINISTRY OF WORKS	200,000,000.00	104,466,511.00	52%	Income Generating Office
12	011110100100	BUREAU OF SPECIAL PROJECTS	0.00	0.00	0%	Social Services
13	023400400100	EKITI STATE PUBLIC WORKS CORPORATION	427,387.00	55,000.00	13%	Social Services
14	023100100100	EKITI STATE ELECTRICITY BOARD	568,425.35	669,000.00	118%	Income Generating Office

15	023100100300	EKITI STATE ENERGY MATTERS	0.00	0.00	0%	Social Services
16	025200100200	SMALL WATER TOWN & RURAL WATER SUPPLY & SANITATION AGENCY IKERE-EKITI.	752,629.35	3,457,200.00	459%	Income Generating Office
17	022800100100	BUREAU OF INFORMATION AND COMMUNICATION TECHNOLOGY	0.00	0.00	0%	Income Generating Office
18	025200100100	EKITI STATE WATER CORPORATION	30,520,656.10	23,094,351.00	76%	Income Generating Office
19	023400100100	MINISTRY OF TRANSPORTATION	0.00	0.00	0%	Newly Created
20	022905500100	EKITI STATE TRAFFIC MANAGEMENT AGENCY	12,960,731.20	16,273,241.50	126%	Income Generating Office
21	022205200200	EKITI STATE COMMUNITY AND SOCIAL DEVELOPMENT AGENCY (EKSCDA)	0.00	0.00	0%	Social Services
22	012500700100	OFFICE OF CAPACITY DEVELOPMENT AND REFORMS	2,592,146.24	1,099,372.50	42%	Income Generating Office
		TOTAL	255,380,750.22	157,570,876.00	62%	
INDUSTRIAL DEVELOPMENT						
23	02200100100	MINISTRY OF INDUSTRY TRADE & INVESTMENT	32,833,852.38	47,221,060.00	144%	Income Generating Office
24	002700100100	MINISTRY OF EMPLOYMENT AND WEALTH CREATION	0.00	0.00	0%	Service Ministry
25		HUMAN CAPITAL DEVELOPMENT AGENCY	0.00	0.00	0%	Social Services
26		EKITI STATE JOB CREATION AND EMPLOYMENT AGENCY	0.00	0.00	0%	Social Services
27	023300100100	EKITI STATE MINERAL RESOURCES DEVELOPMENT AGENCY	14,400,000.00	7,400,000.00	51%	Income Generating Office
28	02205200100	EKITI STATE DEVELOPMENT INVESTMENT PROMOTION AGENCY (EKDIPA)	0.00	0.00	0%	Social Services
29	022200900100	EKITI STATE KNOWLEDGE ZONE	0.00	0.00	0%	Newly Created
30	011100500100	EKITI STATE MICRO-FINANCE AND ENTERPRISE DEVELOPMENT AGENCY (MEDA)	1,209,668.25	0.00	0%	Income Generating Office
		TOTAL	48,443,520.63	54,621,060.00	113%	

	HEALTH CARE					
31	052100100100	MINISTRY OF HEALTH & HUMAN SERVICES	8,640,487.47	7,444,661.25	86%	Income Generating Office
32	052100200100	EKITI STATE HEALTH INSURANCE SCHEME	0.00	0.00	0%	Social Services
33	011103300100	STATE AIDS CONTROL AGENCY (SACA)	0.00	0.00	0%	Social Services
34	052100300100	STATE PRIMARY HEALTH CARE DEVELOPMENT AGENCY	0.00	0.00	0%	Social Services
35	052110200100	HOSPITAL MANAGEMENT BOARD (HMB)	200,000,000.00	111,323,262.69	56%	Income Generating Office
36	052111300100	EKITI STATE DRUGS AND HEALTH SUPPLIES MANAGEMENT AGENCY	3,000,000.00	4,614,909.09	154%	Income Generating Office
37	052102600100	EKITI STATE UNIVERSITY TEACHING HOSPITAL (EKSUTH)	617,114,919.69	488,002,673.46	79%	Income Generating Office
		TOTAL	828,755,407.16	611,385,506.49	74%	
	GENDER EMPOWERMENT					
38	051400200100	MINISTRY OF WOMEN AFFAIRS AND GENDER EMPOWERMENT	5,000,000.00	6,430,500.00	129%	Income Generating Office
39	051305300100	EKITI STATE OFFICE OF DISABILITY AFFAIRS	0.00	0.00	0%	Social Services
		TOTAL	5,000,000.00	6,430,500.00	129%	
	INFORMATION, TOURISM, SPORT & YOUTH DEVELOPMENT					
40	012300100100	MINISTRY OF INFORMATION AND VALUES ORIENTATION	86,404.87	0.00	0%	Income Generating Office
41	023600100100	MINISTRY OF ARTS, CULTURE AND CREATIVE ECONOMIC	1,296,073.12	1,185,000.00	91%	Income Generating Office
42	051300100100	MINISTRY OF YOUTH AND SPORTS DEVELOPMENT	4,320,243.73	4,100,000.00	95%	Income Generating Office
43	023610100100	BUREAU OF TOURISM	2,160,121.87	615,000.00	28%	Income Generating Office
44	012300300100	BROADCASTING SERVICE OF EKITI STATE	120,000,000.00	85,477,576.88	71%	Income Generating Office
45	051305200100	EKITI STATE SPORTS COMMISSION	328,338.52	386,200.00	118%	Income Generating Office
		TOTAL	128,191,182.11	91,763,776.88	72%	

	EDUCATION					
46	051700100100	MINISTRY OF EDUCATION, SCIENCE AND TECHNOLOGY	75,000,000.00	54,242,620.00	72%	Income Generating Office
47	051705500100	TEACHING SERVICE COMMISSION	6,000,000.00	417,900.00	7%	Income Generating Office
48	051705600100	TEACHING SERVICE COMMISSION LOAN'S BOARD	0.00	0.00	0%	Income Generating Office
49	0517011000100	AGENCY FOR ADULT AND NON-FORMAL EDUCATION	500,000.00	445,000.00	89%	Income Generating Office
50	051705400100	EKITI STATE SCHOLASHIP BOARD	0.00	0.00	0%	Income Generating Office
51	051702600100	SCHOOLS AGRICULTURE AND ENTERPRISE AGENCY	74,792.81	50,000.00	67%	Income Generating Office
52	051700100500	EKITI STATE EDUCATION TRUST FUND (ETF)	580,000,000.00	515,402,583.76	89%	Income Generating Office
53	051700100300	BOARD FOR TECHNICAL AND VOCATIONAL EDUCATION	500,000.00	50,000.00	10%	Income Generating Office
56	051700100600	STATE UNIVERSAL BASIC EDUCATION BOARD (SUBEB)	20,000,000.00	7,640,000.00	38%	Income Generating Office
57	051700100700	SUBEB STAFF HOUSING LOANS BOARD	0.00	0.00	0%	Income Generating Office
58	051700100400	EKITI STATE LIBRARY BOARD	100,000.00	77,100.00	77%	Income Generating Office
59	051702600100	EKITI STATE UNIVERSITY	1,892,771,318.00	8,320,129,934.08	440%	Income Generating Office
60	051702600300	BAMIDELE OLUMILUA UNIVERSITY OF EDUCATION SCIENCE & TECHNOLOGY IKERE-EKITI (BOUESTIK)	2,341,862,357.91	2,130,571,500.50	91%	Income Generating Office
61	051702600400	COLLEDGE OF HEALTH, SCIENCE AND TECHNOLOGY IJERO-EKITI	250,412,812.50	431,436,400.00	172%	Income Generating Office
62		COOPREATIVE DEPARTMENT /COOPERATIVE COLLEGE IJERO-EKITI	0.00	0.00	0%	Income Generating Office
63	020200020120	EKITI STATE POLYEDCHNIC, ISAN-EKITI	43,202,437.34	20,404,665.50	47%	Income Generating Office
		TOTAL	5,210,423,718.56	11,480,867,703.84	220%	

GOVERNANCE						
64	011111300100	EKITI STATE PENSION COMMISSION (PENCOMM)	0.00	0.00	0%	Income Generating Office
66	0111000400100	SUSTAINABLE DEVELOPMENT GOALS OFFICE (SDG)	1,728,077.49	0	0%	Income Generating Office
67	012500500100	OFFICE OF ESTABLISHMENTS AND SERVICE MATTERS	3,300,000.00	1,714,150.00	52%	Income Generating Office
68	012500600700	STAFF HOUSING LOAN BOARD	0.00	0.00	0%	Income Generating Office
69		STAFF DEVELOPMENT CENTRE	0.00	0.00	0%	Newly Created Office
70		PARASTATALS AFFAIRS DEPARMENT	0.00	0.00	0%	Newly Created Office
71	055100300100	MINISTRY OF RURAL AND COMMUNITY DEVELOPMENT	0.00	0.00	0%	Service Ministry
72	014700100100	EKITI STATE CIVIL SERVICE COMMISSION	15,018,290.54	2,253,030.00	15%	Income Generating Office
73	011103700100	MUSLIM PILGRIMS WELFARE BOARD	864,048.75	864,048.75	100%	Income Generating Office
74		MINISTRY OF CAPACITY DEVELOPMENT AND TRAINING	0.00	0.00	0%	Documents Not Submitted
76		GOVERNMENT HOUSE AND PROTOCOL DEPARTMENT	0.00	0.00	0%	Documents Not Submitted
78	016101700100	CABINET AND SPECIAL SERVICES DEPATMENT	400,000.00	288,000.00	72%	Income Generating Office
79	011111200100	GENERAL ADMINISTRATION DEPARTMENT	17,329,995.46	2,346,750.00	14%	Income Generating Office
80	011102100500	LIAISON OFFICE LAGOS	432,024.37	3,113,600.00	721%	Income Generating Office
81	011111200200	PETROLEUM PRODUCTS CONSUMER PROTECTION AGENCY	259,214.62	985,000.00	380%	Income Generating Office
82	011102100600	LIAISON OFFICE AKURE	0.00	0.00	0%	Income Generating Office
83	011102100100	LIAISON OFFICE ABUJA	500,000.00	1,102,400.00	220%	Income Generating Office
84	011102100100	GOVERNOR'S LODGE, ABUJA	0.00	0.00	0%	Income Generating Office

85	011102100100	DEPUTY GOVERNOR'S LODGE, ABUJA	0.00	0.00	0%	Income Generating Office
86	011111200300	UTILITY SERVICES DEPT	0.00	0.00	0%	Social Service
87	0111000100200	OFFICE OF THE DEPUTY GOVERNOR	0.00	0.00	0%	Social Service
88	055100100100	MINISTRY OF LOCAL GOVERNMENT AFFAIRS	432,024.37	1,050,000.00	243%	Income Generating Office
89		POLITICAL AND ECONOMIC AFFAIRS DEPARTMENT	0.00	0.00	0%	Documents Not Submitted
90	025000100100	FISCAL RESPONSIBILITY COMMISSION	0.00	0.00	0%	Social Service
91	011100700100	BUREAU OF PUBLIC PROCUREMENT (BPP)	29,406,395.65	27,395,000.00	93%	Income Generating Office
92	014800100100	EKITI STATE INDEPENDENT ELECTORAL COMMISSION (SIEC)	0.00	0.00	0%	Income Generating Office
93	011103800100	CHRISTIAN PILGRIMS WELFARE BOARD	864,048.75	146,000.00	17%	Income Generating Office
94	011100300100	EKITI STATE BOUNDARY COMMISSION	0.00	0.00	0%	Social Service
95	011103500200	PENSION TRANSITIONAL ARRANGEMENT DEPARTMENT (PTAD)	3,024,170.61	2,482,700.00	82%	Income Generating Office
96	011101000100	OFFICE OF TRANSFORMATION, STRATEGY AND DELIVERY (OTSD)	0.00	0.00	0%	Social Services
97	02202010200	MINISTRY OF REGIONAL INTER-GOVERNMENT AFFAIRS.	0.00	0.00	0%	Service Ministry
98	12010201	LOCAL GOVERNMENT SERVICE COMMISSION	701,750,000.00	128,573,386.74	18%	Income Generating Office
99	12000	INSTITUTE FOR LOCAL GOVERNMENT AT ILAWE-EKITI.	2,850,000.00	3,170,900.00	111%	Income Generating Office
100	12010201	LOCAL GOVERNMENT STAFF LOANS BOARD	286,950,000.00	136,836,762.04	48%	Income Generating Office
101		EKITI STATE GOVERNOR'S OFFICE	0.00	0.00	0%	Documents Not Submitted
102	045102100100	MINISTRY OF SPECIAL DUTIES	0.00	0.00	0%	Service Ministry
103	055100200100	MINISTRY OF CHIEFTENCY AND HOME AFFAIRS	2,592,146.24	940,000.00	36%	Income Generating Office
		TOTAL	1,067,700,436.85	313,261,727.53	29%	

LAW & JUSTICE						
104	032600100100	MINISTRY OF JUSTICE	216,012,186.71	163,957,110.92	76%	Income Generating Office
105	011200200100	EKITI STATE HOUSE OF ASSEMBLY SERVICE COMMISSION (EKHASC)	188,050.49	53,100.00	28%	Income Generating Office
106	01120100100	EKITI STATE HOUSE OF ASSEMBLY	0.00	0.00	0%	Social Services
107	032600100400	EKITI STATE LAW REFORM COMMISSION	0.00	0.00	0%	Income Generating Office
108	130000040103	THE JUDICIARY	50,388,861.95	24,696,370.89	49%	Income Generating Office
109	031801100100	JUDICIAL SERVICE COMMISSION	400,809.75	494,500.00	123%	Income Generating Office
110	032600100300	OFFICE OF THE PUBLIC DEFENDER	0.00	0.00	0%	Social Services
111	031801100100	EKITI STATE CUSTOMARY COURT OF APPEAL	600,000.00	696,313.09	116%	Income Generating Office
		TOTAL	33,448,738.61	23,737,174.36	71%	
ENVIROMENTAL						
112	053500100100	MINISRTY OF ENVIRONMENT AND NATURAL RESOURCES	2,332,931.62	3,076,880.00	132%	Income Generating Office
113	053501600100	EKITI STATE ENVIRONMENTAL PROTECTION AGENCY (SEPA)	60,000,000.00	12,215,900.00	20%	Income Generating Office
114	021510900100	EKITI STATE FORESTRY COMMISSION	104,378,643.00	69,425,920.00	67%	Income Generating Office
115	011100600100	EKITI STATE EMERGENCY MANAGEMENT AGENCY (SEMA)	0.00	0.00	0%	Social Services
116	053505300100	EKITI STATE WASTE MANAGEMENT AUTHORITY	11,219,896.93	8,763,825.60	78%	Income Generating Office
		TOTAL	177,931,471.55	93,482,525.60	53%	
LAND & HOUSING						
117	025300100100	MINISTRY OF PHYSICAL PLANNING AND URBAN DEVELOPMENT	176,266,006.50	134,879,077.41	77%	Income Generating Office
118	026000100200	OFFICE OF THE SURVEYOR GENERAL	50,000,000.00	20,860,215.00	42%	Income Generating Office

119	025305600100	URBAN RENEWAL AGENCY	50,000,000.00	0.00	0%	Income Generating Office
120	026000100100	EKITI STATE BUREAU OF LANDS SERVICES	95,670,187.55	395,768,867.41	414%	Income Generating Office
121	025301000100	EKITI STATE HOUSING CORPORATION	200,435,814.20	175,768,151.51	88%	Income Generating Office
		TOTAL	572,372,008.25	727,276,311.33	127%	
	FINANCE					
122	023800100100	MINISTRY OF BUDGET AND ECONOMIC PLANNING	0.00	0.00	0%	Service Ministry
123	023800200100	BUREAU OF STATISTICS	0.00	0.00	0%	Social Services
124	014000100101	OFFICE OF THE STATE AUDITOR-GENERAL.	300,000.00	460,000.00	153%	Income Generating Office
125	014000200100	OFFICE OF THE STATE AUDITOR-GENERAL FOR LOCAL GOVERNEMENTS	0.00	0.00	0%	Income Generating Office
126	014000300100	EKITI STATE AUDIT SERVICE COMMISSION	0.00	0.00	0%	Income Generating Office
127	022000200100	MINISTRY OF FINANCE AND ECONOMIC DEVELOPMENT	432,024.37	402,500.00	93%	Income Generating Office
128	022205200300	EKITI STATE SOCIAL INVESTMENT COORDINATING AGENCY	0.00	0.00	0%	Social Services
129	022000800100	EKITI STATE INTERNAL REVENUE SERVICE	10,950,334,017.72	9530845224.12	87%	Income Generating Office
130	022000700100	OFFICE OF THE ACCOUNTANT GENERAL	0.00	0.00	0%	Social Services
131	130000030177	EKITI STATE LOTTERIES COMMISSION	129,607,312.03	76,985,000.00	59%	Income Generating Office
132	02222020401	BUREAU OF CENTRAL INTERNAL AUDIT	0.00	0.00	0%	Social Services
133	022000800200	EKITI STATE SIGNAGE AND ADVERTISEMENT AGENCY	65,000,000.00	70,646,241.00	109%	Income Generating Office
		TOTAL	11,145,673,354.12	9,679,338,965.12	87%	
		GRAND TOTAL	19,561,009,416.75	23,300,981,077.35	119%	

There are 133 MDAs listed in the summary of Internally Generated Revenue (IGR), and the offices were grouped in 12 sectors including their sub-total, achievements figure per-sectors also stated in above table for references. It is important to note that 56 offices performances fall between the range of 0-10% as a result of poor performances

with low values, while 11 offices performances fall between the range of 11-20%, 2 offices fall between the range of 21-30%, another 2 offices fall between the range of 31-40%, another 4 offices fall between 41-50%, another 5 offices fall between the range of 51-60%, another 9 offices fall between 71-80%, another 3 offices fall between 81-90%, another 5 office fall between the range of 91-100% as added values to State IGR and 18 MDAs performed extremely excellent above 100% as a greater achievements in their Revenue target for 2023 as added values to Ekiti State IGR.

However, it is worthy of note to state that 4 MDAs out 133 total numbers of MDAs refused to submit their 2023 returns such are; Ekiti State Rural Access Agricultural Marketing Projects (RAAMP), Ministry of Capacity Development & Training, Government House & Protocol Department, and Office of the Governor.

While, 23 MDAs performances was significantly excellent among others with wide variance and the total share of revenue available to the State as at the year ended 31st December, 2023 was ₦23,300,981,077.35 billion with (119%) performance compared to the budgeted sum of N19,561,009,416.75 billion naira while there was no negative variance in % except positive value added to State IGR.

Fig. 1

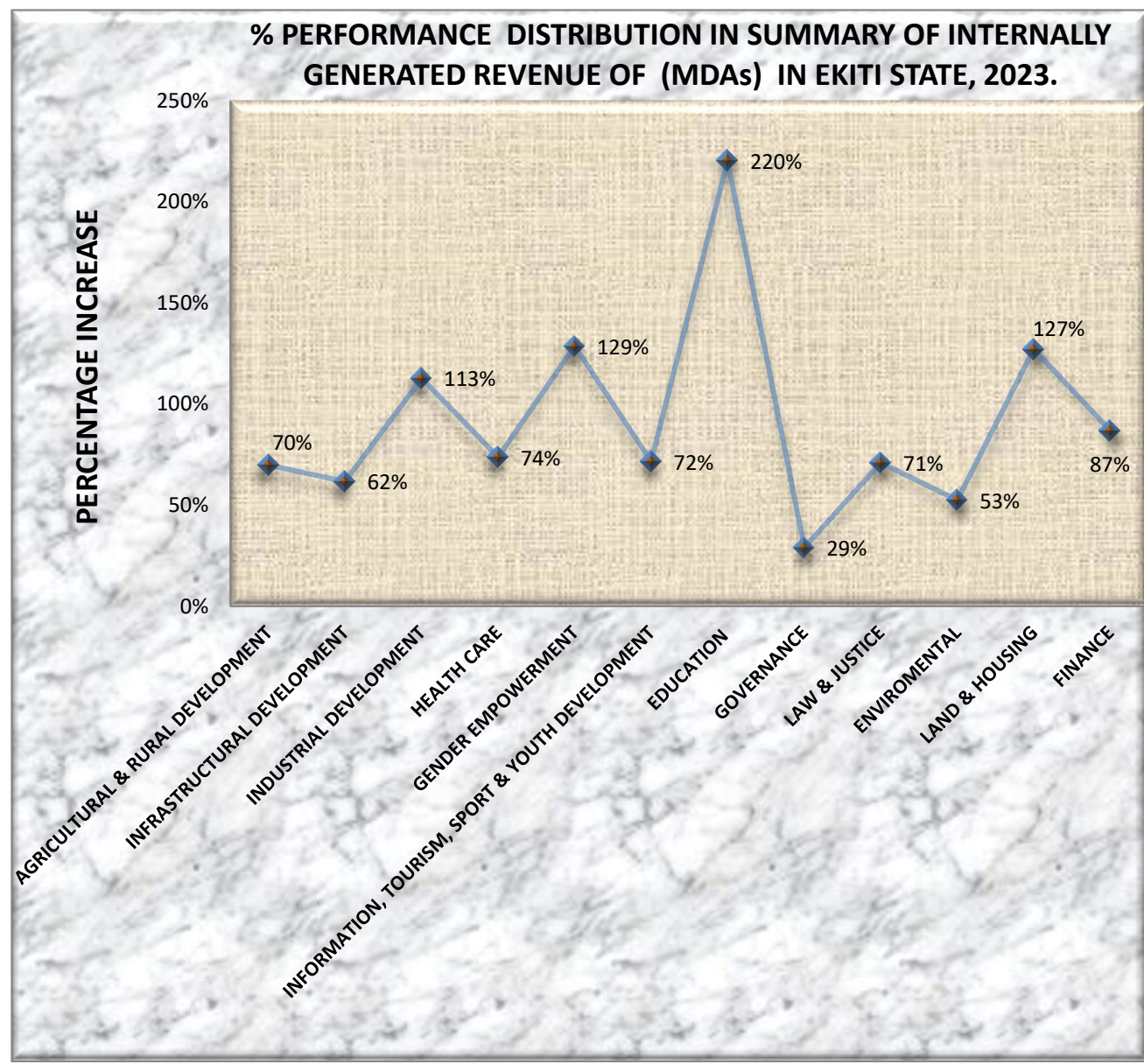


TABLE 2
SUMMARY OF INTERNALLY GENERATED REVENUE (IGR) BY SECTORS
AND GRAND TOTAL ACROSS TWELVE (12) SECTORS, 2023.

S/N	SECTORS	APPROVED BUDGET	TOTAL ACTUAL EXPENDITURE JAN - DEC., 2023.	%
AGRICULTURAL & RURAL DEVELOPMENT				
1	TOTAL	87,688,828.69	61,239,950.20	70%
INFRASTRUCTURAL DEVELOPMENT				
2	TOTAL	255,380,750.22	157,570,876.00	62%
INDUSTRIAL DEVELOPMENT				
3	TOTAL	48,443,520.63	54,621,060.00	113%
HEALTH CARE				
4	TOTAL	828,755,407.16	611,385,506.49	74%
GENDER EMPOWERMENT				
5	TOTAL	5,000,000.00	6,430,500.00	129%
INFORMATION, TOURISM, SPORT & YOUTH DEVELOPMENT				
6	TOTAL	128,191,182.11	91,768,776.88	72%
EDUCATION				
7	TOTAL	5,210,423,718.56	11,480,867,703.84	220%
GOVERNANCE				
8	TOTAL	1,067,700,436.85	313,261,727.53	29%
LAW & JUSTICE				
9	TOTAL	33,448,738.61	23,737,174.36	71%
ENVIROMENTAL				
10	TOTAL	177,931,471.55	93,482,525.60	53%
LAND & HOUSING				
11	TOTAL	572,372,008.25	727,276,311.33	127%
FINANCE				
12	TOTAL	11,145,673,354.12	9,679,338,965.12	87%
GRAND TOTAL		19,561,009,416.75	23,300,981,177.35	119%

Fig; 2

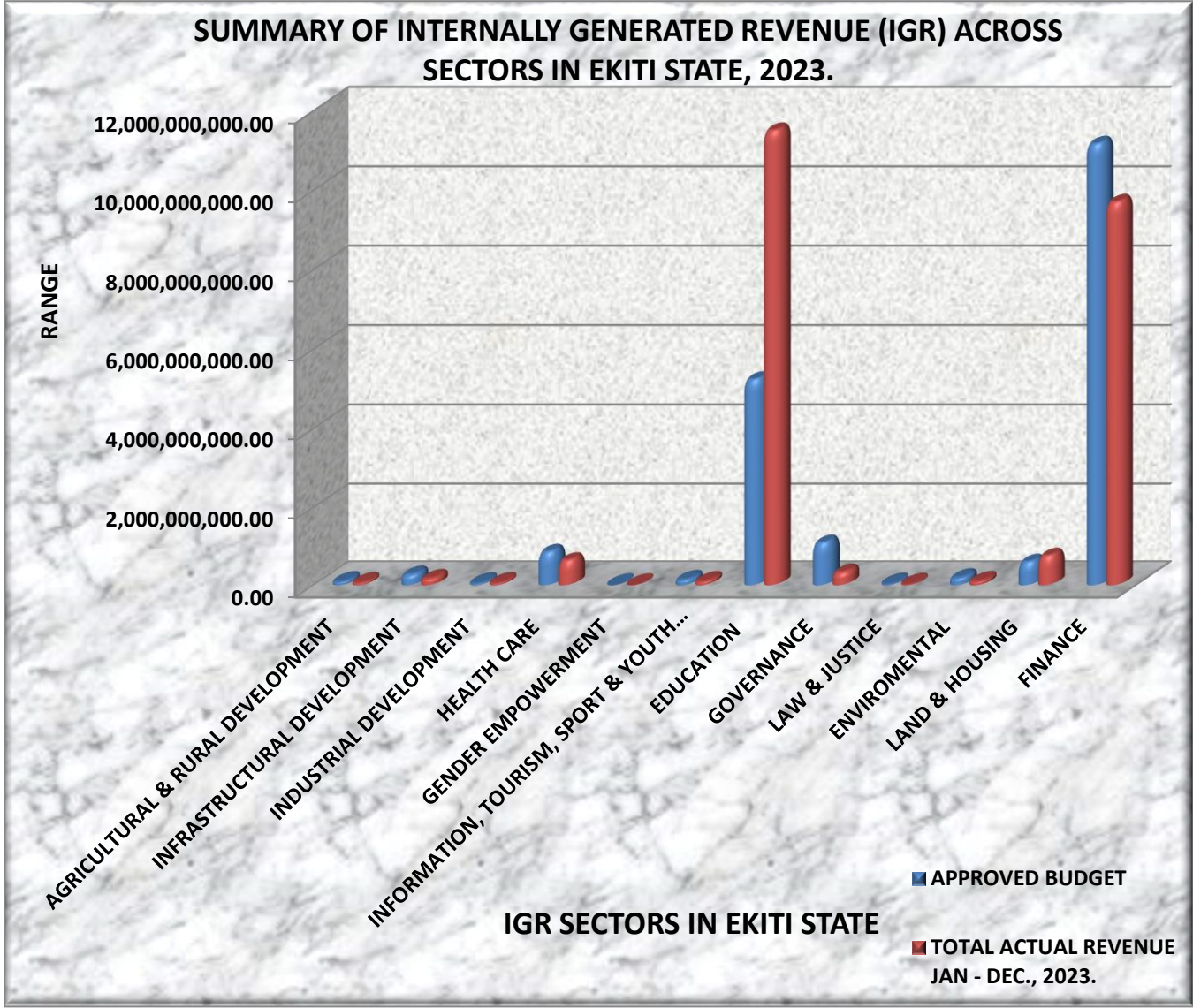


TABLE 3
SUMMARY OF IGR (PARASTATALS AND TERTIARY INSTITUTIONS)
IN EKITI STATE, 2023.

S/N	IPSAS CODE	PARASTATALS & CORPORATIONS	APPROVED BUDGET	TOTAL ACTUAL REVENUE JAN - DEC., 2023.	% PERFORMANCE	REMARKS
1	051702600100	EKITI STATE UNIVERSITY	1,892,771,318.00	8,320,129,934.08	440%	
2	51702600300	BAMIDELE OLUMILUA UNIVERSITY OF EDUCATION, SCIENCE AND TECHNOLOGY, IKERE-EKITI.	2,341,862,357.91	2,130,571,500.50	91%	
3	051702600400	COLLEGE OF HEALTH, SCIENCES AND TECHNOLOGY IJERO-EKITI	250,412,812.50	431,436,400.00	172%	
4	051702600500	EKITI STATE POLYTECHNICS, ISAN-EKITI	43,202,437.34	20,404,665.50	47%	
5	052102600100	EKITI STATE UNIVERSITY TEACHING HOSPITAL	617,114,919.69	488,002,573.46	79%	
		TOTAL	5,145,363,845.44	11,390,545,073.54	221%	

All tertiary institutions recorded impressive revenue performance for 2023 except Ekiti State Polytechnic, Isan-Ekiti which had a performance figure of (₦20,404,665.50) with 47% for the period under review.

Fig; 3

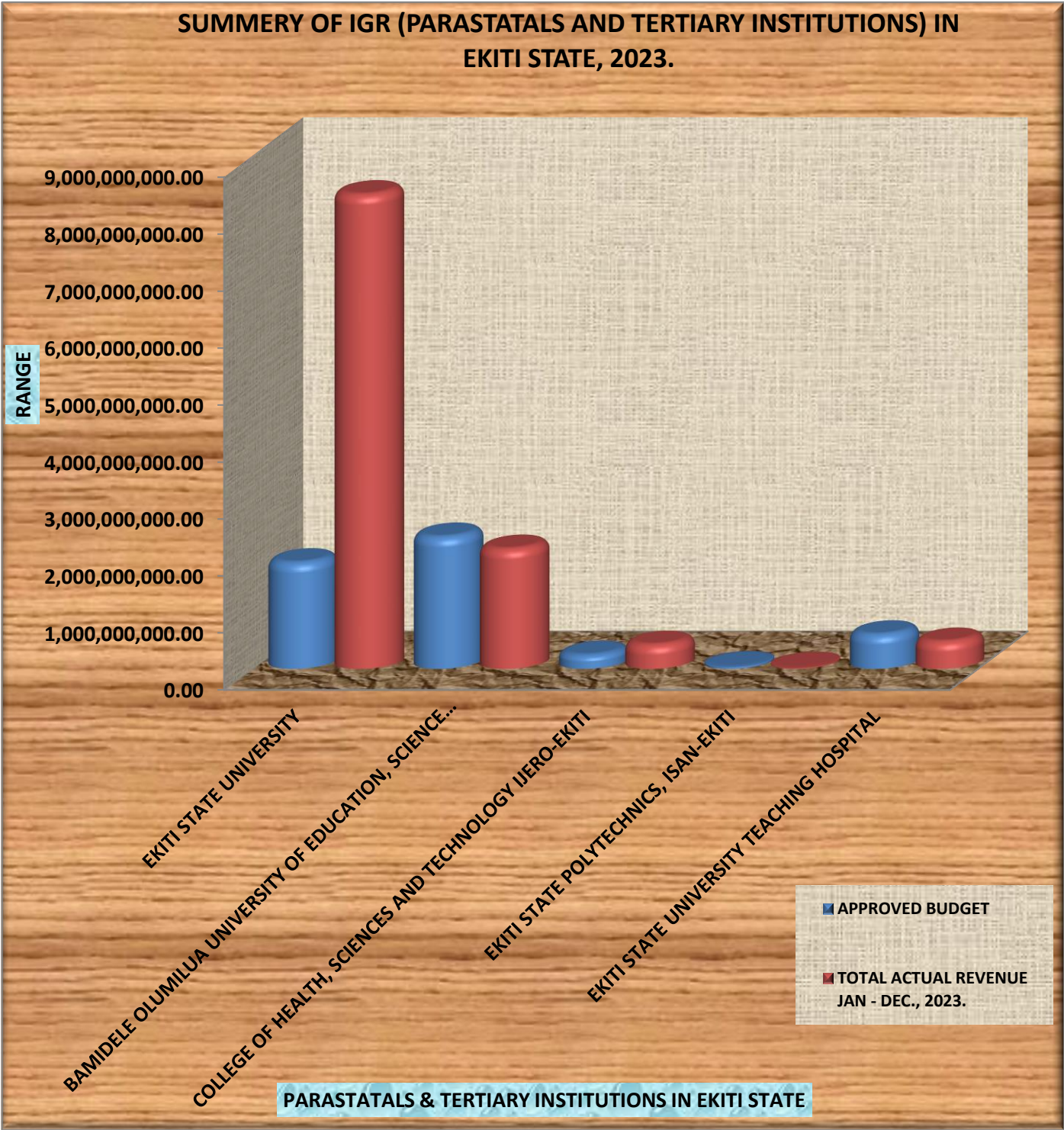


TABLE 4
DETAILS OF SUBVENTIONS FROM STATE GOVERNMENT TO TERTIARY INSTITUTIONS & OTHERS IN EKITI STATE, 2023.

S/N	IPSAS CODE	PARASTATALS & CORPORATIONS	SUBVENTIONS TO TERTIARY INSTITUTIONS, APPROVED BUDGET.	TOTAL ACTUAL CASH BACKING JAN - DEC., 2023.	% PERFORMANCE	REMARKS
1	051702600100	EKITI STATE UNIVERSITY	3,185,402,870.50	3,640,000,000.00	114%	
2	51702600300	BAMIDELE OLUMILUA UNIVERSITY OF EDUCATION, SCIENCE AND TECHNOLOGY, IKERE-EKITI.	2,400,000,000.00	2,506,920,932.00	104%	
3	051702600400	COLLEGE OF HEALTH, SCIENCES AND TECHNOLOGY IJERO-EKITI	364,000,000.00	309,678,618.60	85%	
4	051702600500	EKITI STATE POLYTECHNICS, ISAN-EKITI	540,000,000.00	540,000,000.00	100%	
5	052102600100	EKITI STATE UNIVERSITY TEACHING HOSPITAL	3,704,273,428.08	3,504,273,428.06	95%	
6	11010101	EKITI STATE LOCAL GOVERNMENT SERVICE COMMISSION	669,925,000.00	113,040,694.09	17%	
7	130000040103	THE JUDICIARY	1,589,933,048.01	1,531,435,986.77	96%	
8	031801100100	JUDICIAL SERVICE COMMISSION	366,966,999.47	297,619,344.80	81%	
	TOTAL		12,820,501,346.06	12,442,969,004.32	97%	

The information in Table 4 includes the subvention from State Government to Tertiary Institutions, Judiciary & his Commission. The data from the table indicates that the total actual of the 8 offices in 2023 was ₦12,442,969,004.32 with (97%). When compared with the sum of ₦12,820,501,346.06 in 2023, there was a decline by ₦377,532,341.70 or 3%. Ekiti state University received the highest total figure of ₦3,640,000,000.00 accounting for 114% of the total net revenue for the 8 Tertiary Institutions and others.

Fig; 4

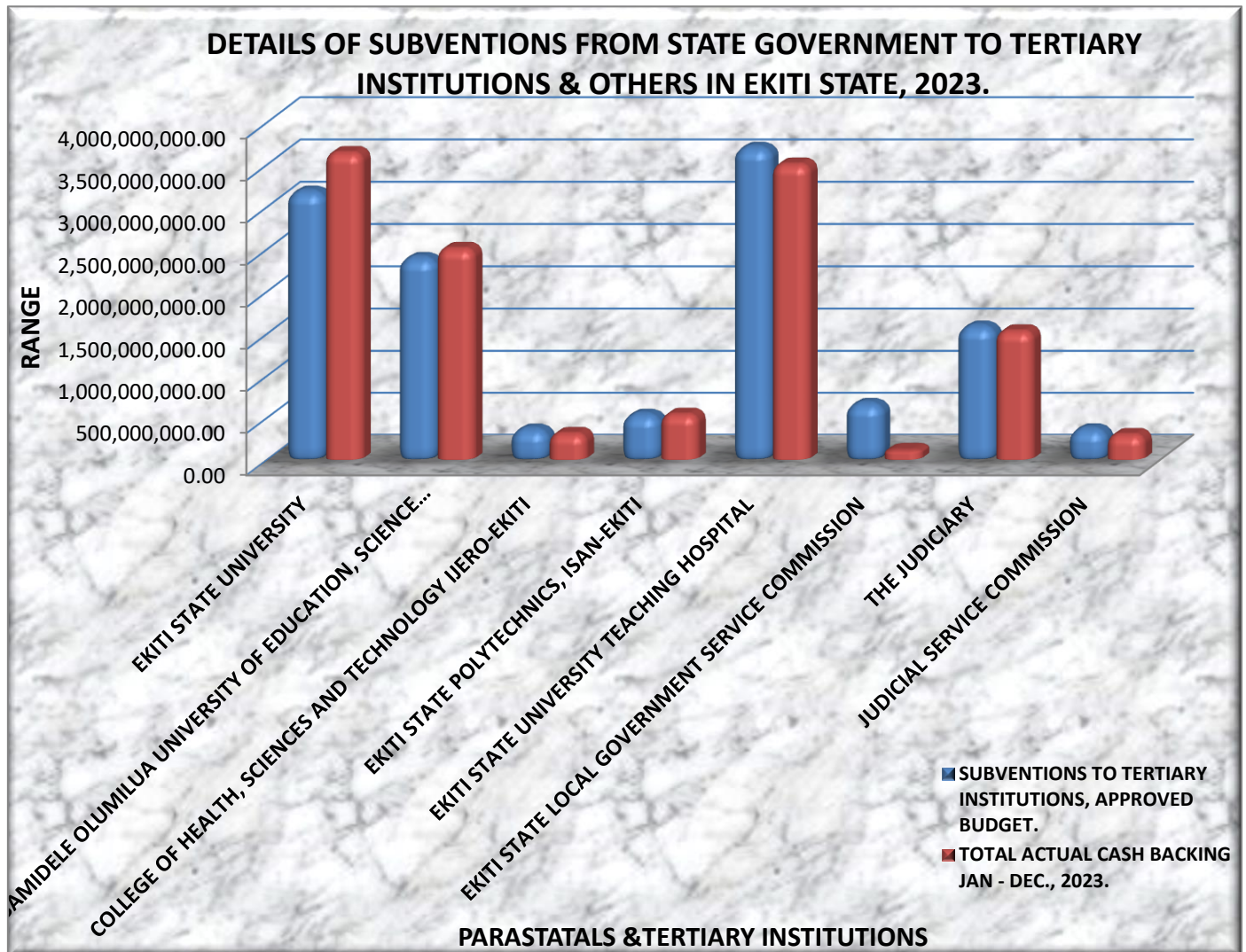


TABLE 5
DETAILS OF SUBVENTIONS FROM STATE GOVERNMENT TO SUB MDAs IN EKITI STATE, 2023.

S/N	IPSAS CODE	MDAs	SUBVENTIONS THROUGH JAAC TO LGSC, APPROVED BUDGET.	TOTAL ACTUAL CASH BACKING JAN - DEC., 2023.	% PERFORMANCE	REMARKS
1	11010101	LOCAL GOVERNMENT SERVICE COMMISSION	669,925,000.00	113,040,694.09	17%	
2	11010101	LOCAL GOVERNMENT SERVICE STAFF LOANS BOARD	101,083,051.21	8,942,231.35	9%	
TOTAL			771,008,051.21	121,982,925.44	16%	

Fig; 5

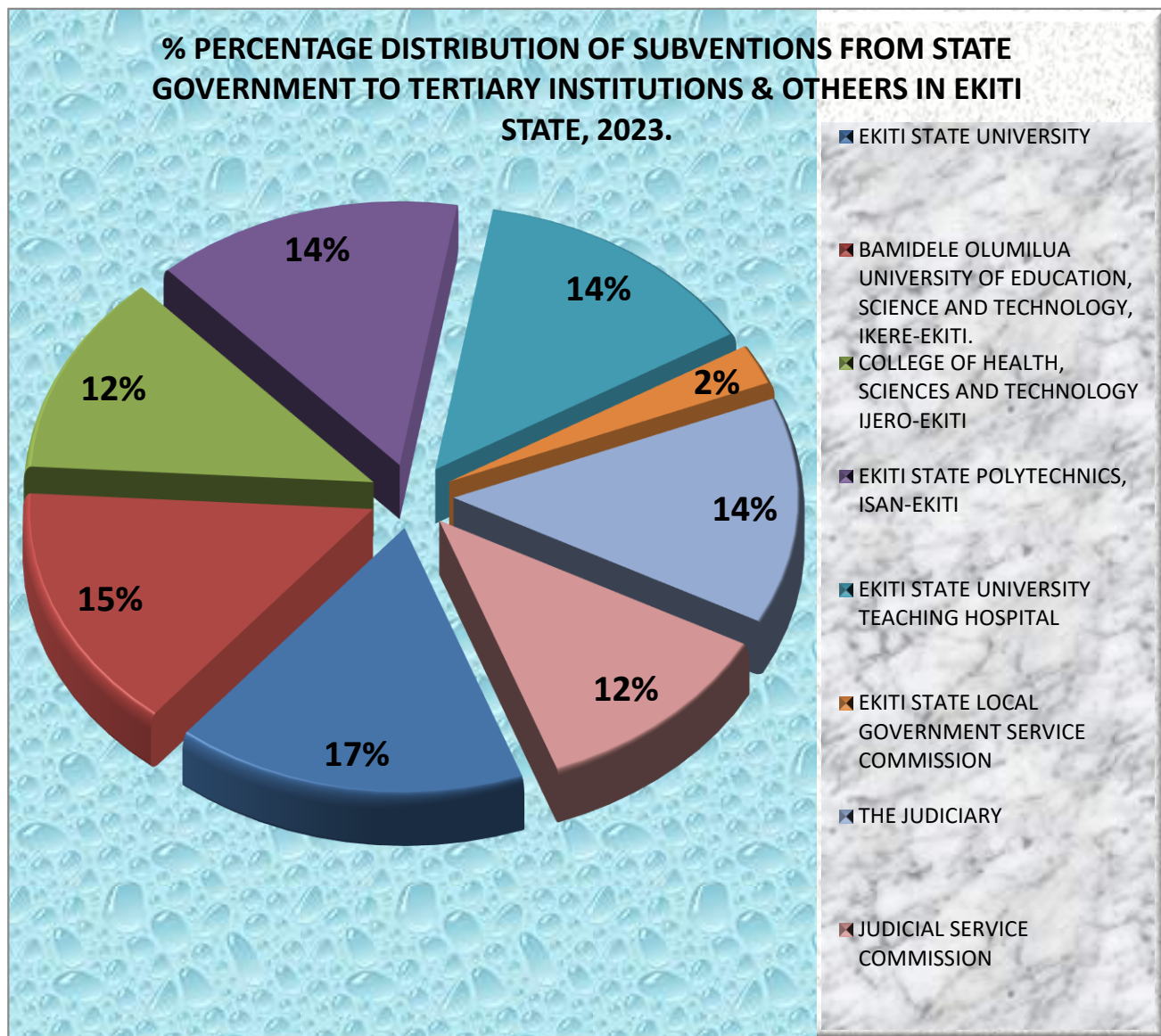


TABLE 6
SUMMARY OF REVENUE TO STATE GOVERNMENT THROUGH TOURISMS IN EKITI STATE

1			APPROVED BUDGET	TOTAL ACTUAL REVENUE JAN - DEC., 2023.	% PERFORMANC E	REMARKS
	02360010010 1	BUREAU OF TOURISM DEV.	2,160,121.87	3,000.00	0%	
TOTAL VALUES ADDED TO STATE GOVT IGR			2,160,121.87	3,000.00	0%	

Revenue from Bureau of Tourism was unimpressive for the year under review despite the enormous wealth in the sector. The government should diversify the sector for improved revenue compared to the previous years.

TABLE 7
SUMMARY OF EXPENDITURE ON PERSONNEL COST IN, 2023.

S/ N	IPSAS CODE	MDAs/PARASTATALS & CORPORATIONS	APPROVED BUDGET	TOTAL ACTUAL EXPENDITURE JAN- DEC., 2022.	% PERFORMANCE	REMARKS
AGRICULTURAL & RURAL DEVELOPMENT						
1	021500100100	MINISTRY OF AGRIC AND FOOD SECURITY	418,370,154.13	431,583,478.13	103%	
2	021511700100	DIRECTORATE OF FARM SETTLEMENTS & PEASANT FARMERS DEVELOPMENT PROGRAMME	21,877,756.11	20,518,600.45	94%	
3	021511600100	FADAMA	0.00	0.00	0%	
4	02151000100	FOUNTAIN AGRICULTURAL MARKETING AGENCY (FAMA)	30,000,000.00	30,738,039.01	102%	
5		EKITI RURAL ACCESS & AGRICULTURAL MARKETING PROJECTS (RAAMP)	0.00	0.00	0%	
6	02510200100	EKITI STATE AGRICULTURAL DEVELOPMENT PROGRAMME (ADP IKOLE)	196,506,474.46	182,523,622.42	93%	
7		ANTI-GRAZING TASK FORCE	0.00	0.00	0%	
INFRASTRUCTURAL DEVELOPMENT						
8	026100100100	MINISTRY OF INFRASTRUCTURE AND PUBLIC UTILITIES	101,708,567.81	96,116,308.48	95%	
9	025200100200	EKITI STATE WATER & SANITATION REGULATORY AGENCY	0.00	0.00	0%	
10	026200100100	MINISTRY OF INNOVATIONS, SCIENCE & DIGITAL ECONOMY	0.00	0.00	0%	
11	023400100100	MINISTRY OF WORKS	323,377,011.24	290,436,977.36	90%	
12	011110100100	BUREAU OF SPECIAL PROJECTS	0.00	0.00	0%	
13	023400400100	EKITI STATE PUBLIC WORKS CORPORATION	0.00	0.00	0%	
14	023100100100	EKITI STATE ELECTRICITY BOARD	85,604,298.7	84,063,004.22	98%	
15	023100100300	EKITI STATE ENERGY MATTERS	0.00	0.00	0%	

16	025200100200	SMALL WATER TOWN & RURAL WATER SUPPLY & SANITATION AGENCY IKERE-EKITI.	0.00	0.00	0%	
17	022800100100	BUREAU OF INFORMATION AND COMMUNICATION TECHNOLOGY	28,105,447.73	27,853,183.92	99%	
18	02510200100	EKITI STATE WATER CORPORATION	338,710,311.43	270,954,476.57	80%	
19	023400100100	MINISTRY OF TRANSPORTATION	0.00	0.00	0%	
20	023400100300	EKITI STATE TRAFFIC MANAGEMENT AGENCY	13,725,807.84	41,313,780.99	301%	
	022205200200	EKITI STATE COMMUNITY AND SOCIAL DEVELOPMENT AGENCY (EKSCDA)	0.00	0.00	0%	
21	012500700100	OFFICE OF CAPACITY DEVELOPMENT AND REFORMS	20,597,179.49	18,286,562.02	89%	
INDUSTRIAL DEVELOPMENT						
22	022200100100	MINISTRY OF INDUSTRY TRADE & INVESTMENT	206,754,658.01	181,640,232.59	88%	
23	002700100100	MINISTRY OF EMPLOYMENT AND WEALTH CREATION	13,423,504.91	11,444,773.12	85%	
24		HUMAN CAPITAL DEVELOPMENT AGENCY	0.00	0.00	0%	
25		EKITI STATE JOB CREATION AND EMPLOYMENT AGENCY	0.00	0.00	0%	
26	023300100100	EKITI STATE MINERAL RESOURCES DEVELOPMENT AGENCY	17,306,579.68	17,768,386.01	103%	
27	02205200100	EKITI STATE DEVELOPMENT INVESTMENT PROMOTION AGENCY (EKDIPA)	0.00	0.00	0%	
28	022200900100	EKITI STATE KNOWLEDGE ZONE	0.00	0.00	0%	

29	011100500100	EKITI STATE MICRO-FINANCE AND ENTERPRISE DEVELOPMENT AGENCY (MEDA)	28,829,807.82	26,003,829.57	90%	
HEALTH CARE						
30	052100100100	MINISTRY OF HEALTH & HUMAN SERVICES	291,277,787.82	260,767,404.75	90%	
31	052100200100	EKITI STATE HEALTH INSURANCE SCHEME	22,896,018.65	22,591,863.36	99%	
32	011103300100	STATE AIDS CONTROL AGENCY (SACA)	16,530,650.55	12,854,158.30	78%	
33	052100300100	STATE PRIMARY HEALTH CARE DEVELOPMENT AGENCY	117,031,488.77	167,831,693.50	143%	
34		HOSPITAL MANAGEMENT BOARD (HMB)	0.00	0.00	0%	
35	052111300160	EKITI STATE DRUGS AND HEALTH SUPPLIES MANAGEMENT AGENCY	20,672,411.03	17,017,585.78	82%	
36	052102600100	EKITI STATE UNIVERSITY TEACHING HOSPITAL (EKSUTH)	3,704,273,428.08	3,901,639,856.42	105%	
GENDER EMPOWERMENT						
37	051400100100	MINISTRY OF WOMEN AFFAIRS AND GENDER EMPOWERMENT	88,565,031.30	75,757,242.66	86%	
38	051305300100	EKITI STATE OFFICE OF DISABILITY AFFAIRS	22,257,505.84	24,243,080.77	109%	
INFORMATION, TOURISM, SPORT & YOUTH DEVELOPMENT						
39	012300100100	MINISTRY OF INFORMATION AND VALUES ORIENTATION	103,899,886.17	96,741,034.97	93%	
40	023600100100	MINISTRY OF ARTS, CULTURE AND CREATIVE ECONOMIC	102,882,585.81	88,116,803.62	86%	
41	051300100100	MINISTRY OF YOUTH AND SPORTS DEVELOPMENT	24,828,774.09	21,566,252.69	87%	
42	023610100100	BUREAU OF TOURISM	2,160,121.87	3,000.00	0%	
43	012300300100	BROADCASTING SERVICE OF EKITI STATE	232,144,380.05	203,565,385.82	88%	
44	051305200100	EKITI STATE SPORTS COMMISSION	71,543,947.77	74,379,243.80	104%	

	EDUCATION					
45	051700100100	MINISTRY OF EDUCATION, SCIENCE AND TECHNOLOGY	0.00	0.00	0%	
46	051705500100	TEACHING SERVICE COMMISSION	10,087,499,960.88	8,847,640,235.32	88%	
47	051705600100	TEACHING SERVICE COMMISSION LOAN'S BOARD	0.00	0.00	0%	
48	051701100100	AGENCY FOR ADULT AND NON-FORMAL EDUCATION	36,888,847.33	29,224,329.47	79%	
49	051705400100	EKITI STATE SCHOLASHIP BOARD	12,703,265.31	10,252,292.30	81%	
50	051702600100	SCHOOLS AGRICULTURE AND ENTERPRISE AGENCY	8,331,152.03	8,463,618.49	102%	
51	051700100500	EKITI STATE EDUCATION TRUST FUND (ETF)	22,268,080.50	18,867,370.51	85%	
52	051700100300	BOARD FOR TECHNICAL AND VOCATIONAL EDUCATION	131,240,666.00	131,240,666.00	100%	
55	051700100600	STATE UNIVERSAL BASIC EDUCATION BOARD (SUBEB)	361,664,061.31	359,402,082.59	99%	
56	051700100700	SUBEB STAFF HOUSING LOANS BOARD	0.00	0.00	0%	
57	051700100400	EKITI STATE LIBRARY BOARD	21,334,914.70	19,966,041.20	94%	
58	051702600200	EKITI STATE UNIVERSITY	5,078,174,188.50	7,464,155,803.09	147%	
59	051702600300	BAMIDELE OLUMILUA UNIVERSITY OF EDUCATION SCIENCE & TECHNOLOGY IKERE- EKITI (BOUESTIK)	3,828,668,446.89	3,383,555,942.29	88%	
60	051702600400	COLLEDGE OF HEALTH, SCIENCE AND TECHNOLOGY IJERO- EKITI	557,547,812.50	594,768,686.36	107%	
61		COOPREATIVE DEPARTMENT /COOPERATIVE COLLEGE IJERO-EKITI	0.00	0.00	0%	
62	051702600500	EKITI STATE POLYTEDCHNIC, ISAN- EKITI	333,350,177.00	211,905,997.61	64%	

	GOVERNANCE					
63	011111300100	EKITI STATE PENSION COMMISSION (PENCOMM)	312,256,963.39	291,530,193.68	93%	
64		UTILITY SERVICES DEPARTMENT	0.00	0.00	0%	
65	011100400100	SUSTAINABLE DEVELOPMENT GOALS OFFICE (SDG)	0.00	0.00	0%	
66	012500600100	OFFICE OF ESTABLISHMENTS AND SERVICE MATTERS	83,194,532.35	73,125,916.66	88%	
67	012500600700	STAFF HOUSING LOAN BOARD	0.00	0.00	0%	
68		STAFF DEVELOPMENT CENTRE	0.00	0.00	0%	
69		PARASTATALS AFFAIRS DEPARTMENT	0.00	0.00	0%	
70	055100300100	MINISTRY OF RURAL AND COMMUNITY DEVELOPMENT	36,041,861.14	31,771,906.00	88%	
71	014700100100	EKITI STATE CIVIL SERVICE COMMISSION	41,740,683.98	38,066,441.33	91%	
72	01103700100	MUSLIM PILGRIMS WELFARE BOARD	7,587,029.54	9,201,546.88	121%	
73		MINISTRY OF CAPACITY DEVELOPMENT AND TRAINING	0.00	0.00	0%	
74		OFFICE OF THE HEAD OF SERVICE	0.00	0.00	0%	
75		GOVERNMENT HOUSE AND PROTOCOL DEPARTMENT	0.00	0.00	0%	
76		OFFICE OF THE CHIEF OF STAFF	0.00	0.00	0%	
77	016101700100	CABINET AND SPECIAL SERVICES DEPARTMENT	39,766,171.78	33,505,645.86	84%	
78	011111200100	GENERAL ADMINISTRATION DEPARTMENT	98,349,291.61	98,162,035.84	100%	
79	011102100500	LIAISON OFFICE LAGOS	15,493,422.42	15,436,726.31	100%	
80	011102100100	LIAISON OFFICE ABUJA	21,471,894.67	13,438,241.77	63%	
81		GOVERNOR'S LODGE, ABUJA	0.00	0.00	0%	
82		DEPUTY GOVERNOR'S LODGE, ABUJA	0.00	0.00	0%	

83		UTILITY SERVICES DEPT	0.00	0.00	0%	
84		LIAISON OFFICE AKURE	0.00	0.00	0%	
85		OFFICE OF THE HEAD OF SERVICE	0.00	0.00	0%	
86		PETROLEUM PRODUCTS CONSUMER PROTECTION AGENCY	0.00	0.00	0%	
87	011100100200	OFFICE OF THE DEPUTY GOVERNOR	45,769,435.58	44,252,892.15	97%	
88	055100100100	MINISTRY OF LOCAL GOVERNMENT AFFAIRS	41,154,107.71	45,845,040.15	111%	
89		POLITICAL AND ECONOMIC AFFAIRS DEPARTMENT	0.00	0.00	0%	
90		OFFICE OF THE SECRETARY TO THE STATE GOVERNMENT	0.00	0.00	0%	
91	02500100100	FISCAL RESPONSIBILITY COMMISSION	14,037,720.66	15,147,880.82	108%	
92	011100700100	BUREAU OF PUBLIC PROCUREMENT (BPP)	43,303,681.87	46,424,176.16	107%	
93	014800100100	EKITI STATE INDEPENDENT ELECTORAL COMMISSION (SIEC)	0.00	0.00	0%	
94	011103800100	CHRISTIAN PILGRIMS WELFARE BOARD	12,564,247.47	13,009,046.26	104%	
95	011100300100	EKITI STATE BOUNDARY COMMISSION	12,009,207.93	13,356,320.88	111%	
96	011103500200	PENSION TRANSITIONAL ARRANGEMENT DEPARTMENT (PTAD)	34,494,971.58	29,481,106.13	85%	
97	011101000100	OFFICE OF TRANSFORMATION, STRATEGY AND DELIVERY (OTSD)	17,963,873.91	21,347,700.23	119%	
98	02202010200	MINISTRY OF REGIONAL INTER-GOVERNMENT AFFAIRS.	0.00	0.00	0%	
99	230101112	LOCAL GOVERNMENT SERVICE COMMISSION	0.00	0.00	0%	
100	1100101	INSTITUTE FOR LOCAL GOVERNMENT AT ILAWE-EKITI.	140,670,691.00	5,097,558.40	4%	

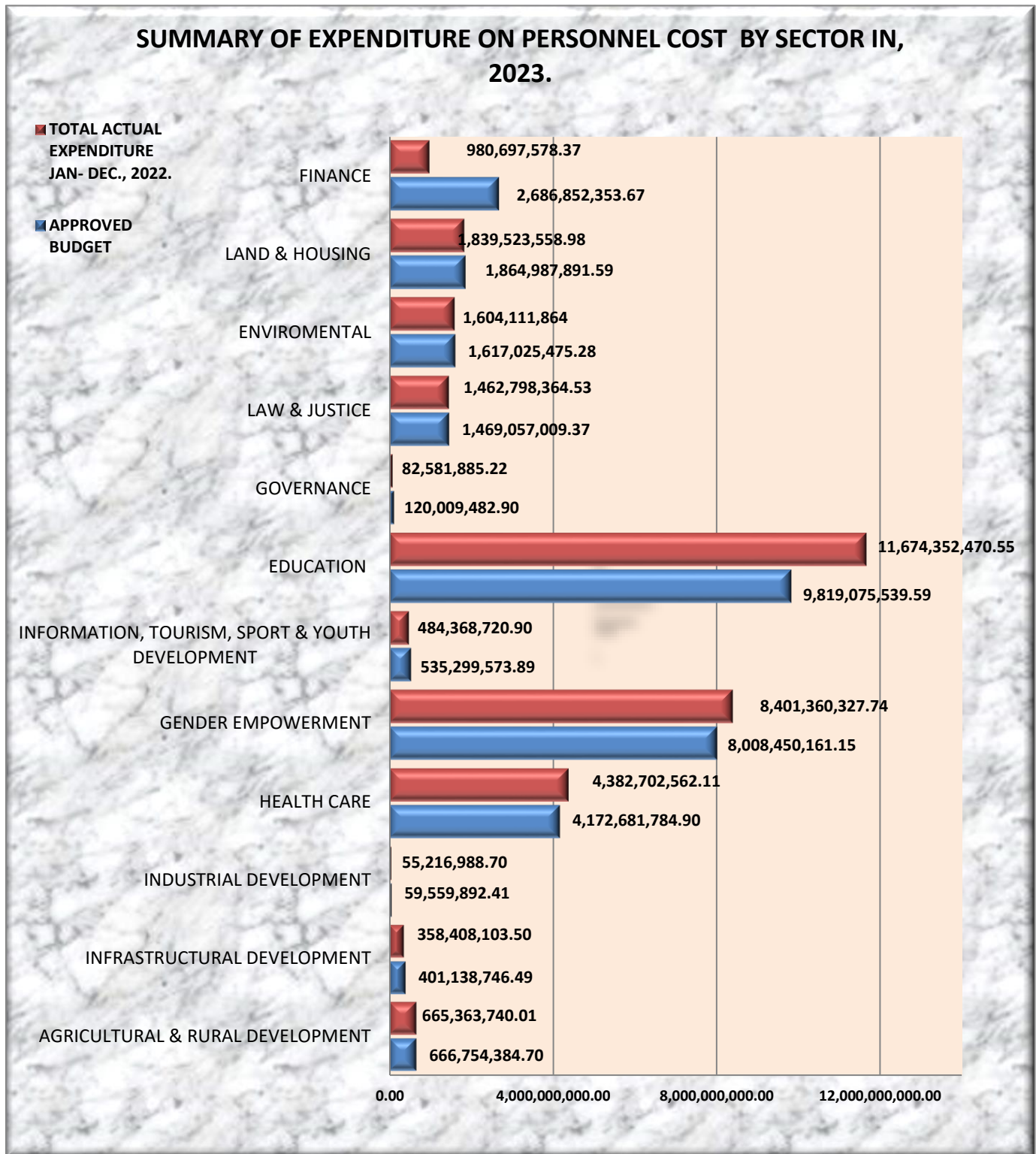
101	230101112	LOCAL GOVERNMENT LOANS BOARD	95,475,800.00	60,758,475.03	64%	
102		EKITI STATE GOVERNOR'S OFFICE	0.00	0.00	0%	
103	045102100100	MINISTRY OF SPECIAL DUTIES	0.00	0.00	0%	
104	055100200100	MINISTRY OF CHIEFTENCY AND HOME AFFAIRS	24,533,682.90	21,823,410.19	89%	
LAW & JUSTICE						
105	032600100100	MINISTRY OF JUSTICE	243,609,663.22	212,909,365.12	87%	
106	011200400100	EKITI STATE HOUSE OF ASSEMBLY SERVICE COMMISSION (EKHASC)	0.00	0.00	0%	
107	01120100100	EKITI STATE HOUSE OF ASSEMBLY	524,853,390.68	518,795,046.75	99%	
108	032600100400	EKITI STATE LAW REFORM COMMISSION	0.00	0.00	0%	
109	130000040103	THE JUDICIARY	936,043,609.23	936,043,609.23	100%	
110	031801100100	JUDICIAL SERVICE COMMISSION	0.00	0.00	0%	
111	032600100300	OFFICE OF THE PUBLIC DEFENDER	8,160,009.46	7,959,708.55	98%	
112	031801100100	CUSTOMARY COURT OF APPEAL	0.00	0.00	0%	
ENVIROMENTAL						
113	053500100100	MINISTRY OF ENVIRONMENT AND NATURAL RESOURCES	82,493,453.59	81,892,801.39	99%	
114	053501600100	EKITI STATE ENVIRONMENTAL PROTECTION AGENCY (SEPA)	18,838,793.70	16,622,138.60	88%	
115	021510900100	EKITI STATE FORESTRY COMMISSION	54,263,363.94	98,473,286.54	181%	
116	011100600100	EKITI STATE EMERGENCY MANAGEMENT AGENCY (SEMA)	19,299,724.75	16,669,753.12	86%	
117	053505300100	EKITI STATE WASTE MANAGEMENT AUTHORITY	27,336,493.87	26,128,806.73	96%	
LAND & HOUSING						
118	025300100100	MINISTRY OF PHYSICAL PLANNING AND URBAN DEVELOPMENT	75,148,519.58	65,425,245.54	87%	

119		OFFICE OF THE SURVEYOR GENERAL	0.00	0.00	0%	
120	026000100400	URBAN RENEWAL AGENCY	11,058,528.89	15,025,130.18	136%	
121	026000100100	EKITI STATE BUREAU OF LANDS SERVICES	70,575,052.39	68,216,561.73	97%	
122	025301000100	EKITI STATE HOUSING CORPORATION	91,180,315.45	86,744,757.16	95%	
	FINANCE					
123	023800100100	MINISTRY OF BUDGET AND ECONOMIC PLANNING	92,270,954.25	80,313,222.59	87%	
124	023800200100	BUREAU OF STATISTICS	35,529,243.13	32,063,693.76	90%	
125	014000100100	OFFICE OF THE STATE AUDITOR-GENERAL.	100,395,954.79	94,256,623.90	97%	
126	014000200100	OFFICE OF THE STATE AUDITOR-GENERAL FOR LOCAL GOVERNEMENTS	35,313,725.16	35,921,880.08	102%	
127	014000300100	EKITI STATE AUDIT SERVICE COMMISSION	0.00	0.00	0%	
128	022000200100	MINISTRY OF FINANCE AND ECONOMIC DEVELOPMENT	98,246,062.94	82,789,924.45	84%	
130	022205200300	EKITI STATE SOCIAL INVESTMENT COORDINATING AGENCY	0.00	0.00	0%	
131	022000800100	EKITI STATE INTERNAL REVENUE SERVICE	0.00	0.00	0%	
132	022000700100	OFFICE OF THE ACCOUNTANT GENERAL	2,550,000,000.00	869,671,824.33	34%	
133	022000800300	EKITI STATE LOTTERIES COMMISSION	0.00	0.00	0%	
134	02222020401	BUREAU OF CENTRAL INTERNAL AUDIT	16,106,289.73	17,385,183.49	108%	
135	022000800200	EKITI STATE SINAGE AND ADVERTISEMENT AGENCY	22,500,000.00	10,850,646.10	48%	
	TOTAL		33,101,927,886.91	31,871,711,226.56	97%	

The table comprises of beneficiaries of wages from State Government for the year 2023 and this table also determined the percentage of MDAs staff strength in the State. While the annual rebate for services rendered to the State by public servants as time and when due is ~~N~~32,871,711,226.56 with 92% was expended on personnel cost in 2023; while against ~~N~~33,101,927,886.91. This signified 92% achievements on personnel cost expenditure performance 2023.

A total of 135 MDAs were captured under the summary of expenditure on personnel cost. Government Owned MDAs, Corporations, Institution and Corporate offices are listed in the Schedule to the Fiscal Responsibility Act 2020, with provisions of details of personnel cost were not considered some MDAs as a result of the above 0% performances across the State, 2023 during Budget Performance Exercise.

Fig; 8



Fig; 9

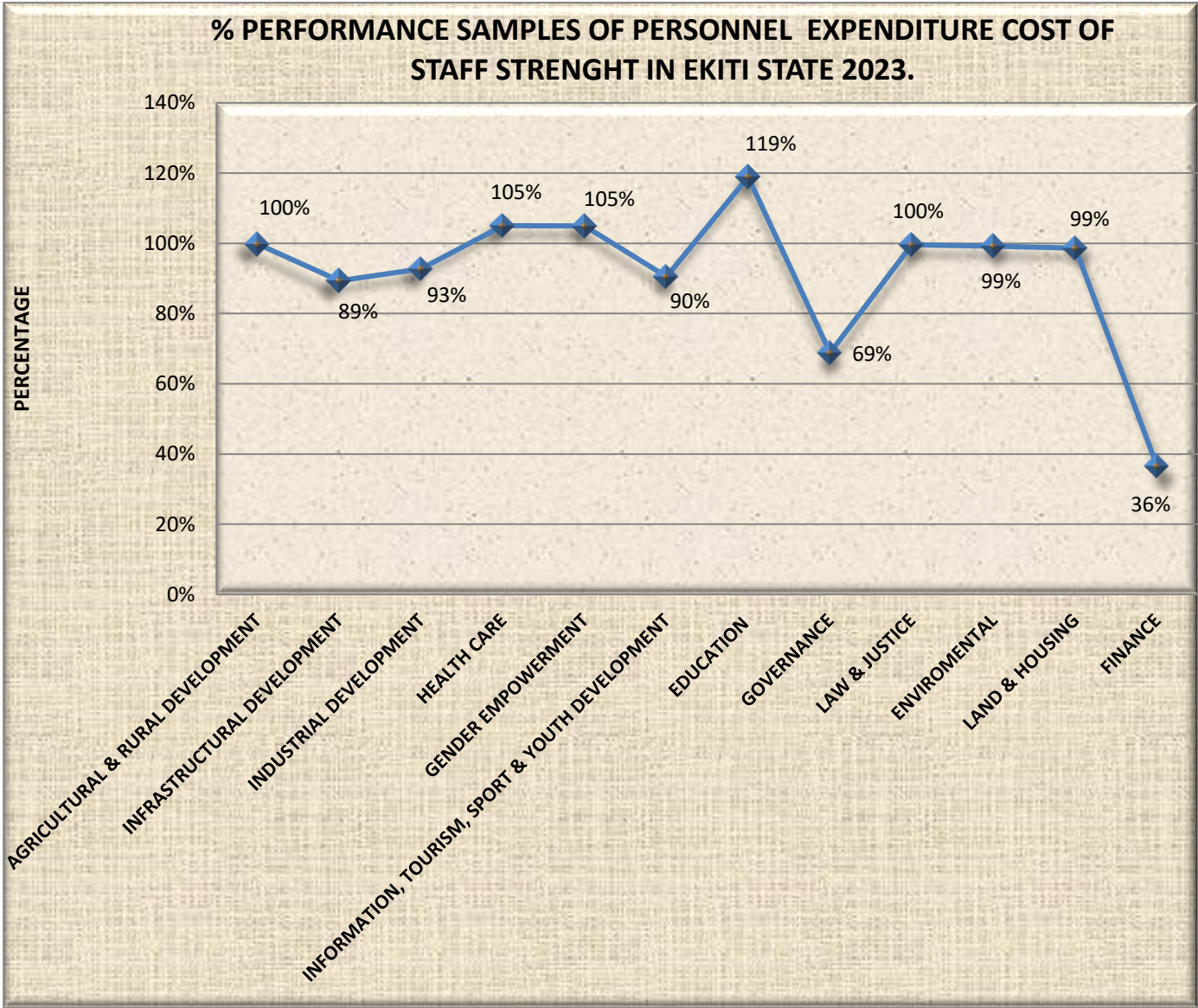


TABLE 8
SUMMARY OF EXPENDITURE COST ON PENSION/GRATUITY IN
EKITI STATE GOVERNMENT, 2023.

S/N	IPSAS CODE	MDAs, PARASTATALS & CORPORATIONS	APPROVED BUDGET	TOTAL ACTUAL PENSIONS/ GRATUITY JAN - DEC., 2023.	% PERFORMANCE	REMARKS
1	052102600100	EKITI STATE UNIVERSITY TEACHING HOSPITAL (EKSUTH)	24,196,436.76	24,196,436.76	100%	
2	0111111300100	EKITI STATE PENSION COMMISSION 5% CONTRIBUTION TO REDEEMABLE RETIREMENT FUND ACCT.	112,000,000.00	112,045,573.10	100%	
3	0111111300100	EKITI STATE GOVERNMENT CONTRIBUTION TO CPS	226,000,000.00	269,229,050.53	119%	
4	011103500200	EKITI STATE ANNUAL GRATUITY	1,300,560,103.00	1,200,000,000.00	92%	
5	011103500200	EKITI STATE ANNUAL PENSION	7,461,027,306.00	7,222,677,460.14	97%	
6	051702600300	BAMIDELE OLUMILUA UNIVERSITY OF EDUCATION SCIENCE & TECHNOLOGY IKERE-EKITI (BOUESTIK)	5,433,166.75	1,722,790.00	32%	
7	14000100200	OFFICE OF THE STATE AUDITOR - GENERAL	640,000.00	640,000.00	100%	
	TOTAL		9,129,857,012.51	8,830,511,310.53	97%	

The above table comprises of 7 Organizations under the State government with the full compliance with the payment of gratuity & pension in Ekiti State. While total payment of gratuity and pension per-annum in 2023 by State Government result is (~~₦~~1,200,000,000.00) with 92%, against ~~₦~~1,300,560,103.00.

The poor performance of 32% in payment of death, pension & gratuity under Bamidele Olumilua University of Education Science & Technology Ikere-Ekiti (BOUESTIK), may be as a result of several factors militating against the Institution.

The performances from above table show that 3 MDAs stood at 100% for pension/gratuity payment, while Ekiti State Government Contribution to CPS had 119% performance 2023.

Fig; 10

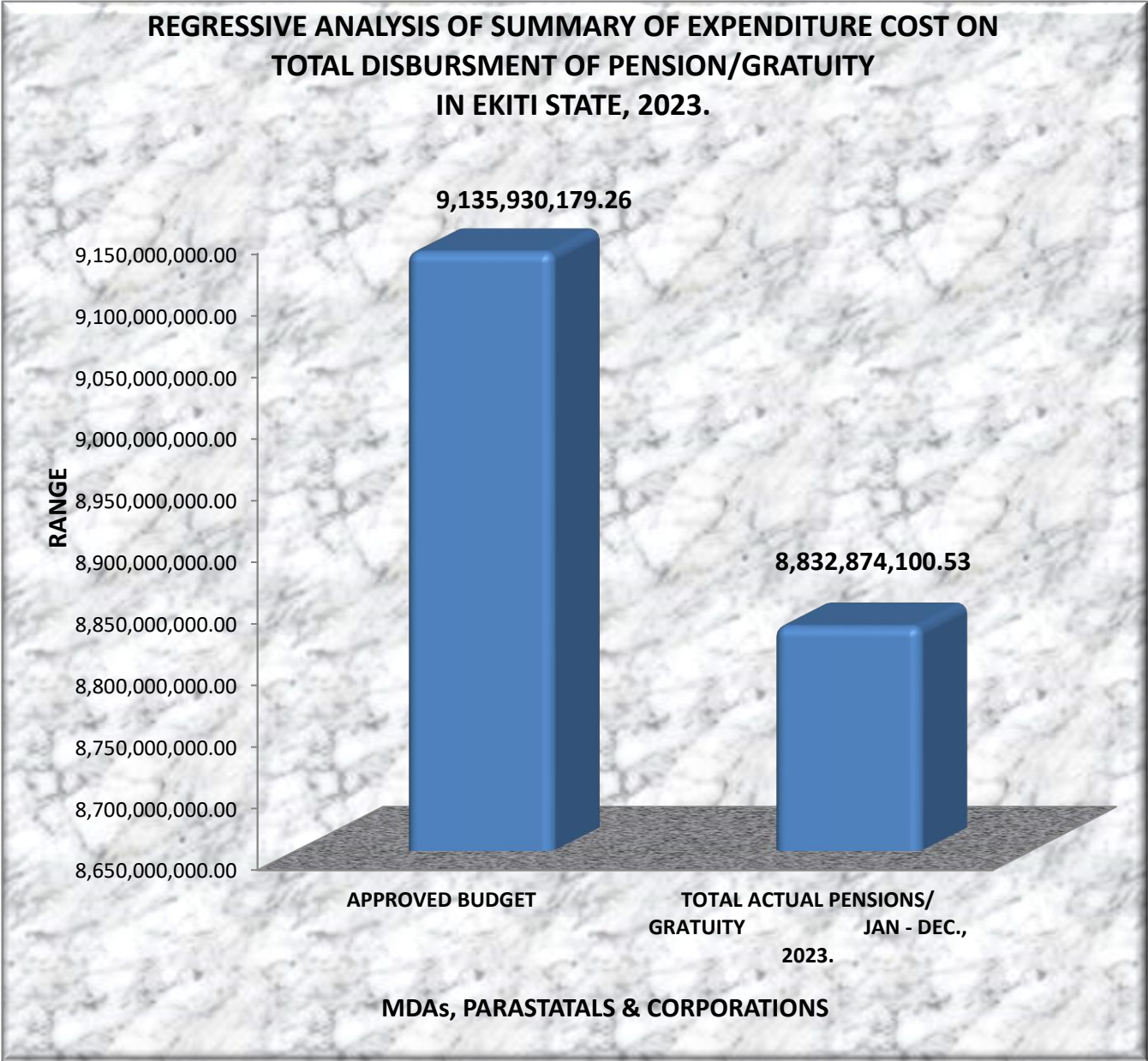


TABLE 9
SUMMARY OF EXPENDITURE ON OVERHEAD COST IN 2023.

S/N	IPSAS CODE	MDAs/PARASTATALS & CORPORATIONS	APPROVED BUDGET	TOTAL ACTUAL EXPENDITURE JAN - DEC., 2023.	% PERFORMANCE	REMARKS
AGRICULTURAL & RURAL DEVELOPMENT						
1	021500100100	MINISTRY OF AGRIC AND FOOD SECURITY	26,316,250.00	25,296,250.00	96%	
2	021511700100	DIRECTORATE OF FARM SETTLEMENTS & PEASANT FARMERS DEVELOPMENT PROGRAMME	2,100,000.00	1,170,000.00	56%	
3	021511600100	FADAMA	1,080,000.00	1,080,000.00	100%	
4	02151000100	FOUNTAIN AGRICULTURAL MARKETING AGENCY (FAMA)	3,000,000.00	2,700,000.00	90%	
5		EKITI RURAL ACCESS & AGRICULTURAL MARKETING PROJECTS (RAAMP)	0.00	0.00	0%	
6	021510200100	EKITI STATE AGRICULTURAL DEVELOPMENT PROGRAMME (ADP IKOLE)	8,000,000.00	6,850,000.00	86%	
7		ANTI-GRAZING TASK FORCE	0.00	0.00	0%	
INFRASTRUCTURAL DEVELOPMENT						
8	026100100100	MINISTRY OF INFRASTRUCTURE AND PUBLIC UTILITIES	7,230,600.00	7,195,600.00	100%	
9	026100100200	FIRE SERVICES	8,805,000.00	7,877,500.00	89%	
10	026100100500	WATER SUPPLY, SANITATION AND HYGIENE (WASH) DEPARTMENT	6,050,000.00	5,400,000.00	89%	
11	026100100400	EKITI STATE WATER SECTOR REGULATORY AGENCY (WASRA)	2,350,000.00	2,160,000.00	92%	
12	025200100200	EKITI STATE WATER & SANITATION REGULATORY AGENCY	52,700,000.00	29,367,627.00	56%	
13	026200100102	MINISTRY OF INNOVATIONS, SCIENCE & DIGITAL ECONOMY	106,937,880.00	100,937,880.00	94%	
14	023400100100	MINISTRY OF WORKS	9,349,639.18	4,320,000.00	46%	

15	023400100400	PLANNING RESEARCH AND STATISTICS	600,000.00	540,000.00	90%	
16	023400100400	DEPARTMENTM OF PUBLIC TRANSPORT	1,200,000.00	1,170,000.00	98%	
17	011110100100	BUREAU OF SPECIAL PROJECTS	7,161,925.00	5,361,925.00	75%	
18	023400100100	MINISTRY OF TRANPORTATION	1,200,000.00	1,170,000.00	98%	
19	023400400100	EKITI STATE PUBLIC WORKS CORPORATION	3,024,000.00	2,772,000.00	92%	
20	023100100100	EKITI STATE ELECTRICITY BOARD	498,000,000.00	633,283,663.57	127%	
21	023100100300	EKITI STATE ENERGY MATTERS	5,817,000.00	3,780,000.00	65%	
22	023400100300	EKITI STATE TRAFFIC MANAGEMENT AGENCY (EKSTMA)	25,000,000.00	18,863,675.25	75%	
23	025200100200	SMALL WATER TOWN & RURAL WATER SUPPLY & SANITATION AGENCY IKERE-EKITI.	52,700,000.00	29,367,627.00	56%	
24	022800100100	BUREAU OF INFORMATION AND COMMUNICATION TECHNOLOGY	13,500,000.00	12,831,000.00	95%	
25	02510200100	EKITI STATE WATER CORPORATION	60,000,000.00	6,860,000.00	11%	
26	022205200200	EKITI STATE COMMUNITY AND SOCIAL DEVELOPMENT AGENCY (EKSCDA)	0.00	0.00	0%	Federal Government Special Project
27	012500700100	OFFICE OF CAPACITY DEVELOPMENT AND REFORMS	150,000,000.00	31,700,545.78	21%	
28	012500700200	TRAINING AND MANPOWER DEPARTMENT	1,200,000.00	1,080,000.00	90%	
29	012500700300	STAFF DEVELOPMENT CENTRE	1,200,000.00	1,080,000.00	90%	
INDUSTRIAL DEVELOPMENT						
30	02200100100	MINISTRY OF INDUSTRY TRADE & INVESTMENT	18,000,000.00	17,403,723.35	97%	
31	051705500300	COOPERATIVE DEPARTMENT	1,080,000.00	972,000.00	90%	
32	0111111100100	PUBLIC PRIVATE PARTNERSHIP	756,003.00	756,000.00	100%	
33	022200100101	MONITORING & SUPERVISION OF COOPERATIVE SOCIETIES	600,000.00	540,000.00	90%	

34	022201300100	STATE ADVISORY BOARD ON COOPERATIVES	600,000.00	540,000.00	90%	
35	002700100100	MINISTRY OF EMPLOYMENT AND WEALTH CREATION	6,186,000.00	4,960,000.00	80%	
36	002700500100	EKITI STATE SOCIAL SECURITY SCHEME	1,728,000.00	1,584,000.00	92%	
37	022700700200	EKITI STATE AUTOMATION CENTRE	800,000.00	495,000.00	62%	
38		HUMAN CAPITAL DEVELOPMENT AGENCY	0.00	0.00	0%	
39		EKITI STATE JOB CREATION AND EMPLOYMENT AGENCY	0.00	0.00	0%	
40	023300100100	EKITI STATE MINERAL RESOURCES DEVELOPMENT AGENCY	2,795,000.00	2,785,000.00	100%	
41	023305100100	ENVIRONMENTAL COMMITTEE	2,160,000.00	2,160,000.00	100%	
42	02205200100	EKITI STATE DEVELOPMENT INVESTMENT PROMOTION AGENCY (EKDIPA)	40,000,000.00	22,224,000.00	56%	
43	022200900100	EKITI STATE KNOWLEDGE ZONE	5,720,750.00	3,414,000.00	60%	
44	011100500100	EKITI STATE MICRO-FINANCE AND ENTERPRISE DEVELOPMENT AGENCY (MEDA)	25,000,000.00	1,400,000.00	6%	
45	011100500200	ENTERPRISE DEVELOPMENT AGENCY	1,512,000.00	1,260,000.00	83%	
HEALTH CARE						
46	052100100100	MINISTRY OF HEALTH & HUMAN SERVICES	201,000,000.00	199,900,000.00	99%	
47	052100100100	MINISTRY OF HEALTH DATA BANK	660,000.00	495,000.00	75%	
48	052100200100	EKITI STATE HEALTH INSURANCE SCHEME	600,000.00	540,000.00	90%	
49	052100200200	HEALTH INSURANCE COMMITTEE	600,000.00	540,000.00	90%	
50	011103300100	STATE AIDS CONTROL AGENCY (SACA)	4,000,000.00	2,056,000.00	51%	
51	052100500100	STATE PRIMARY HEALTH CARE DEVELOPMENT AGENCY	15,000,000.00	6,264,000.00	42%	

52	052100500100	MONITORING OF HEALTH FACILITIES	500,000.00	495,000.00	99%	
53	052110200100	HOSPITAL MANAGEMENT BOARD (HMB)	127,000,000.00	105,207,687.68	83%	
54	052110300100	MEDICAL MISSION	585,000.00	540,000.00	92%	
55	052111300100	EKITI STATE DRUGS AND HEALTH SUPPLIES MANAGEMENT AGENCY	3,000,000.00	1,080,000.00	36%	
56	052102600100	EKITI STATE UNIVERSITY TEACHING HOSPITAL (EKSUTH)	3,704,273,428.08	3,504,273,428.06	95%	
GENDER EMPOWERMENT						
57	051400100100	MINISTRY OF WOMEN AFFAIRS AND GENDER EMPOWERMENT	88,000,000.00	78,599,027.00	89%	
58	051400300100	STATE CHILD RIGHT IMPLEMENTATION COMMITTEE (SCRIC)	1,200,000.00	1,080,000.00	90%	
59	051400500100	SEXUAL ASSAULT REFERRAL (SARC)	1,200,000.00	1,080,000.00	90%	
60	051400400100	GOVERNMENT PUPILS IN CHILDREN NUR/PRY SCHOOL (ERELU ADEBAYO)	1,200,000.00	1,080,000.00	90%	
61	051400400100	WOMEN DEVELOPMENT CENTRE	600,000.00	540,000.00	90%	
62	051305300100	EKITI STATE OFFICE OF DISABILITY AFFAIRS	62,811,425.50	54,671,212.50	87%	
63	051305300100	SKILLS ACQUISITION CENTRE	2,000,000.00	2,000,000.00	100%	
INFORMATION, TOURISM, SPORT & YOUTH DEVELOPMENT						
64	012300100100	MINISTRY OF INFORMATION AND VALUES ORIENTATION	58,321,530.00	45,868,000.00	79%	
65	023600100100	MINISTRY OF ARTS, CULTURE AND CREATIVE ECONOMIC	50,000,000.00	26,301,000.00	53%	
66	023600100200	COUNCIL FOR ARTS AND CULTURE	2,700,000.00	2,700,000.00	100%	
67	051300100100	MINISTRY OF YOUTH AND SPORTS DEVELOPMENT	14,496,000.00	12,238,500.00	84%	
68	051305100100	YOUTH DEVELOPMENT	1,804,000.00	1,512,000.00	84%	
69	051305100100	TOURISM DEVELOPMENT	1,600,000.00	1,215,000.00	76%	
70	023610100100	BUREAU OF TOURISM	568,708.76	270,000.00	47%	
71	012300300100	BROADCASTING SERVICE OF EKITI STATE	68,000,000.00	66,342,755.65	98%	
72	051305200100	EKITI STATE SPORTS COMMISSION	38,400,000.00	31,961,500.00	83%	

	EDUCATION					
73	051700100100	MINISTRY OF EDUCATION, SCIENCE AND TECHNOLOGY	1,203,135,634.00	1,172,236,735.00	97%	
74	051700100100	MONITORING OF PUBLIC SCHOOLS	1,100,000.00	1,080,000.00	98%	
75	051700100100	ADOLESCENT GIRLS INITIATIVE FOR LEARNING & EMPOWERMENT (AGILE)	0.00	0.00	0%	
76	051700100100	INNOVATION DEVELOPMENT & EFFECTIVENESS IN ACQUISITION OF SKILLS (IDEAS)	0.00	0.00	0%	
77	051705500100	TEACHING SERVICE COMMISSION	40,000,000.00	16,416,000.00	41%	
78	051705500200	TUTOR GENERAL OFFICE (CENTRAL)	600,000.00	540,000.00	90%	
79	051705500300	TUTOR GENERAL OFFICE (SOUTH)	600,000.00	540,000.00	90%	
80	051705500400	TUTOR GENERAL OFFICE (NORTH)	600,000.00	540,000.00	90%	
81	051705600100	TEACHING SERVICE COMMISSION LOAN'S BOARD	600,000.00	540,000.00	90%	
82	051701000100	AGENCY FOR ADULT AND NON-FORMAL EDUCATION	33,000,000.00	3,480,000.00	11%	
83	051705400100	EKITI STATE SCHOLASHIP BOARD	200,539,321.00	189,894,500.00	95%	
84	051702600100	SCHOOLS AGRICULTURE AND ENTERPRISE AGENCY	1,200,000.00	1,080,000.00	90%	
85	051700100500	EKITI STATE EDUCATION TRUST FUND (ETF)	1,296,000.00	1,296,000.00	100%	
86	051700100300	BOARD FOR TECHNICAL AND VOCATIONAL EDUCATION	48,500,000.00	30,975,000.00	64%	
87	051700100300	MONITORING OF GOVERNMENT TECHNICAL COLLEGES	600,000.00	495,000.00	83%	
88	051700100600	STATE UNIVERSAL BASIC EDUCATION BOARD (SUBEB)	48,500,000.00	43,345,000.00	89%	
89	051700100700	SUBEB STAFF HOUSING LOANS BOARD	498,504.51	360,000.00	72%	
90	051700100400	EKITI STATE LIBRARY BOARD	2,400,000.00	2,106,000.00	88%	

91	051702600100	EKITI STATE UNIVERSITY	3,292,771,318.00	2,547,583,430.47	77%	
92	051702600300	BAMIDELE OLUMILUA UNIVERSITY OF EDUCATION SCIENCE & TECHNOLOGY IKERE-EKITI (BOUESTIK)	1,141,217,867.85	937,721,722.35	82%	
93	051702600400	COLLEDGE OF HEALTH, SCIENCE AND TECHNOLOGY IJERO-EKITI	153,145,600.00	137,789,028.69	90%	
94		COOPREATIVE DEPARTMENT /COOPERATIVE COLLEGE IJERO-EKITI	0.00	0.00	0%	
95	051702600500	EKITI STATE POLYTECHNIC, ISAN- EKITI	383,100,000.00	246,190,166.46	64%	
GOVERNANCE						
96	011111300100	EKITI STATE PENSION COMMISSION (PENCOMM)	158,700,000.00	144,881,208.10	91%	
97		UTILITY SERVICES DEPARTMENT	0.00	0.00	0%	
98	011100400100	SUSTAINABLE DEVELOPMENT GOALS OFFICE (SDG)	4,750,000.00	4,261,180.00	90%	
99	011100400200	DEVELOPMENT RELATIONS	950,000.00	864,000.00	91%	
100	011100400300	CGS-LOCAL GOVERNMENT TRACK	3,300,000.00	3,024,000.00	92%	
101	012500500100	OFFICE OF ESTABLISHMENTS AND SERVICE MATTERS	60,000,000.00	54,423,000.00	91%	
102	012500600200	ESTABLISHMENT AND MANAGEMENT SERVICES	2,200,000.00	2,160,000.00	98%	
103	012500600300	STAFF MATTERS AND INDUSTRIAL RELATIONS DEPARTMENT	1,500,000.00	1,080,000.00	72%	
104	012500500400	LABOUR AND INDUSTRIAL RELATIONS	65,000,000.00	62,315,400.00	96%	
105	012500600500	HOSTING OF PUBLIC SERVICE GAME	590,000.00	540,000.00	92%	
106	012500600600	PEER REVIEW FORUM FOR HEAD OF SERVICE AND PERMANENT SECRETARIES	3,240,000.00	3,240,000.00	100%	
107	012500600800	NIGERIA LEGION	3,700,000.00	2,850,000.00	77%	
108	012500600700	STAFF HOUSING LOAN BOARD	600,000.00	495,000.00	83%	

109		STAFF DEVELOPMENT CENTRE	0.00	0.00	0%	
110		PARASTATALS AFFAIRS DEPARTMENT	0.00	0.00	0%	
111	055100300100	MINISTRY OF RURAL AND COMMUNITY DEVELOPMENT	2,500,000.00	1,980,000.00	79%	
112	055100300200	COMMUNITY	2,000,000.00	990,000.00	50%	
113	055100300300	RURAL	2,200,000.00	1,980,000.00	90%	
114	014700100100	EKITI STATE CIVIL SERVICE COMMISSION	25,000,000.00	22,580,000.00	90%	
115	014700100200	PERSONNEL DEPARTMENT	1,500,000.00	1,296,000.00	86%	
116	014700100300	APPOINTMENT DEPARTMENT	1,500,000.00	1,296,000.00	86%	
117	011103700100	MUSLIM PILGRIMS WELFARE BOARD	26,000,000.00	25,838,500.00	99%	
118		MINISTRY OF CAPACITY DEVELOPMENT AND TRAINING	0.00	0.00	0%	
119		GOVERNMENT HOUSE AND PROTOCOL DEPARTMENT	0.00	0.00	0%	
120		OFFICE OF THE CHIEF OF STAFF	0.00	0.00	0%	
121	016101700100	CABINET AND SPECIAL SERVICES DEPARTMENT	65,000,000.00	64,912,000.00	100%	
122	011100800200	SAFE CITY	6,912,000.00	6,912,000.00	100%	
123	011111200100	GENERAL ADMINISTRATION DEPARTMENT	912,700,000.00	796,168,274.08	87%	
124	011102100500	LIAISON OFFICE LAGOS	20,542,000.00	15,542,000.00	76%	
125	011111200300	UTILITY SERVICES DEPT	1,200,000.00	1,080,000.00	90%	
126	011102100600	LIAISON OFFICE AKURE	1,920,000.00	1,620,000.00	84%	
127	012500100100	OFFICE OF THE HEAD OF SERVICE	36,041,000.00	32,909,000.00	91%	
128	012500500100	PUBLIC SERVICE COORDINATING UNIT	2,280,000.00	2,052,000.00	90%	
129	011111200400	GOVERNMENT ASSETS UNIT	2,450,000.00	2,160,000.00	88%	
130	011111200200	PETROLEUM PRODUCTS CONSUMER PROTECTION AGENCY	1,390,000.00	1,390,000.00	100%	
131	016101700400	MAINTENANCE OF EXCO CHAMBER	2,228,000.00	2,056,320.00	92%	
132	011102100100	LIAISON OFFICE ABUJA	41,494,308.88	23,596,005.50	57%	
133	011102100200	GOVERNOR'S LODGE, ABUJA	2,700,000.00	2,376,000.00	88%	
134	011102100300	DEPUTY GOVERNOR'S LODGE, ABUJA	1,200,000.00	1,080,000.00	90%	

135	011102100400	MAINTENANCE OF STAFF QUARTERS, ABUJA	3,200,000.00	1,080,000.00	34%	
136	0111000100200	OFFICE OF THE DEPUTY GOVERNOR	262,000,000.00	253,998,728.00	97%	
137	055100100100	MINISTRY OF LOCAL GOVERNMENT AFFAIRS	3,300,000.00	3,240,000.00	98%	
138		POLITICAL AND ECONOMIC AFFAIRS DEPARTMENT	0.00	0.00	0%	
139		OFFICE OF THE SECRETARY TO THE STATE GOVERNMENT	0.00	0.00	0%	
140	025000100200	FISCAL RESPONSIBILITY COMMISSION	3,344,765.80	1,080,000.00	32%	
141	011100700100	BUREAU OF PUBLIC PROCUREMENT (BPP)	6,400,000.00	4,320,000.00	68%	
142	011100700200	MORNITORIG & SUPERVISION	3,275,000.00	3,240,000.00	99%	
143	014800100100	EKITI STATE INDEPENDENT ELECTORAL COMMISSION (SIEC)	20,000,000.00	13,800,000.00	69%	
144	011103800100	CHRISTIAN PILGRIMS WELFARE BOARD	12,637,972.50	2,987,000.00	24%	
145	011100300100	EKITI STATE BOUNDARY COMMISSION	2,760,000.00	2,545,000.00	92%	
146	011100300200	BOUNDARY TECHNICAL COMMITTEE	1,895,695.88	1,562,000.00	82%	
147	011103500200	PENSION TRANSITIONAL ARRANGEMENT DEPATMENT (PTAD)	5,000,000.00	4,780,000.50	96%	
148	011103500200	PENSION DEPATMENT	2,200,000.00	2,160,000.00	98%	
149	011101000100	OFFICE OF TRANSFORMATION, STRATEGY AND DELIVERY (OTSD)	10,212,310.00	10,190,050.00	100%	
150	011101000200	CIVIL SERVICE TRANSFORMATION	1,638,000.00	1,638,000.00	100%	
151	011101000300	SERV-EK	936,000.00	936,000.00	100%	
152	011101000400	STREERING COMMITTEE	120,000.00	117,000.00	98%	
153	02202010200	MINISTRY OF REGIONAL INTER-GOVERNMENT AFFAIRS.	3,600,000.00	2,700,000.00	75%	
154	02202010200	SPECIAL DUTIES	5,100,000.00	2,970,000.00	58%	
155	2202	LOCAL GOVERNMENT SERVICE COMMISSION	113,271,000.00	86,063,230.49	76%	
156	2202	INSTITUTE FOR LOCAL GOVERNMENT AT ILawe-EKITI.	1,018,000.00	14,270,429.64	95%	

157	22020101	LOCAL GOVERNMENT LOANS BOARD	241,250,000.00	197,462,400.00	82%	
158		EKITI STATE GOVERNOR'S OFFICE	0.00	0.00	0%	
159	045102100100	MINISTRY OF SPECIAL DUTIES	5,100,000.00	1,733,100.00	34%	
160	055100200100	MINISTRY OF CHIEFTENCY AND HOME AFFAIRS	6,500,000.00	4,995,000.00	77%	
161	055100200200	EKITI STATE COUNCIL OF OBA'S	27,556,088.00	26,916,762.00	98%	
LAW & JUSTICE						
162	032600100100	MINISTRY OF JUSTICE	177,422,766.26	168,891,000.00	95%	
163	032600100200	PUBLIC COMPLAINT COMMISSION	510,000.00	540,000.00	106%	
164	032600100300	DIRECTORATE OF CITIZEN RIGHT	2,500,000.00	2,160,000.00	86%	
165	011200400100	EKITI STATE HOUSE OF ASSEMBLY SERVICE COMMISSION (EKHASC)	75,910,270.86	45,948,022.05	61%	
166	01120100100	EKITI STATE HOUSE OF ASSEMBLY	1,618,601,782.61	1,275,696,497.75	79%	
167	032600100400	EKITI STATE LAW REFORM COMMISSION	2,160,000.00	2,160,000.00	100%	
168	130000040103	THE JUDICIARY	595,392,377.54	595,392,377.54	100%	
169	031801100100	JUDICIAL SERVICE COMMISSION	366,966,999.47	297,619,344.80	81%	
170	032600100300	OFFICE OF THE PUBLIC DEFENDER	2,000,000.00	1,485,000.00	74%	
171	031801100100	EKITI STATE CUSTOMARY COURT OF APPEAL	500,000,000.00	379,458,132.57	76%	
ENVIROMENTAL						
172	053500100100	MINISRTY OF ENVIRONMENT AND NATURAL RESOURCES	50,000,000.00	49,384,800.00	99%	
173	053500100200	MONTHLY SANITATION EXERCISE	16,688,000.00	16,355,000.00	98%	
174	053501600100	EKITI STATE ENVIRONMENTAL PROTECTION AGENCY (SEPA)	2,457,000.00	2,277,000.00	93%	
175	021510900100	EKITI STATE FORESTRY COMMISSION	10,039,000.00	7,500,623.40	75%	
176	021510900100	MORNITORING OF EXPENDITURE	1,080,000.00	1,080,000.00	100%	
177	011100600100	EKITI STATE EMERGENCY MANAGEMENT AGENCY (SEMA)	8,772,000.00	8,772,000.00	100%	

178	011100600100	CONTROL MORNITORING OF DISASTER SITE	1,080,000.00	1,080,000.00	100%	
179	053505300100	EKITI STATE WASTE MANAGEMENT AUTHORITY	274,750,000.00	274,750,000.00	100%	
LAND & HOUSING						
180	025300100100	MINISTRY OF PHYSICAL PLANNING AND URBAN DEVELOPMENT	30,000,000.00	13,065,770.65	44%	
181	025300100200	PLANNING PERMIT AGENCY	777,308.13	702,000.00	90%	
182	025300100300	PHYSICAL DEVELOPMENT MATTERS	627,756.66	585,000.00	93%	
183	026000100200	OFFICE OF THE SURVEYOR GENERAL	5,526,194.77	3,316,098.10	60%	
184	026000100300	MONITORING CONTROL AND FIELD CHARTING	610,837.71	540,000.00	88%	
185	025305600100	URBAN RENEWAL AGENCY	2,360,000.00	2,160,000.00	92%	
186	026000100100	EKITI STATE BUREAU OF LANDS SERVICES	24,000,000.00	21,992,392.60	92%	
187	025300100400	DEEDS REGISTRY	600,000.00	495,000.00	83%	
188	025301000100	EKITI STATE HOUSING CORPORATION	20,000,000.00	19,321,006.59	97%	
FINANCE						
189	023800100100	MINISTRY OF BUDGET AND ECONOMIC PLANNING	1,176,000,000.00	537,049,475.00	46%	
190	023800100100	MINISTRY OF BUDGET	30,000,000.00	20,432,000.00	68%	
191	023800100100	PROJECT MONITORING COMMITTEE	2,400,000.00	2,160,000.00	90%	
192	023800100100	NSSNP	900,000.00	810,000.00	90%	
193	023800100100	ECONOMIC DEVELOPMENT COUNCIL	1,020,000.00	810,000.00	79%	
194	023800100100	PROJECT EVALUATION COMMITTEE	900,000.00	810,000.00	90%	
195	023800100100	STATE COMMUNITY ON FOOD AND NUTRITION	600,000.00	540,000.00	90%	
196	023800100100	MULTILATERAL DEPARTMENT	1,200,000.00	1,080,000.00	90%	
197	023800100100	DEVELOPMENT PLANNING AND STRATEGY COMMITTEE	600,000.00	540,000.00	90%	
198	023800100100	BUDGET MORNITORING COMMITTEE	3,000,000.00	2,686,500.00	90%	
199	023800100100	BUDGET DEPARTMENT	3,300,000.00	2,916,000.00	88%	
200	023800100100	STATE PROJECT MONITORING EVALUATION	1,200,000.00	1,080,000.00	90%	

201	023800100100	SUSTAINABLE IGR	3,400,000.00	3,024,000.00	89%	
202	023800100100	MTEF SECRETARIAT	1,300,000.00	1,080,000.00	83%	
203	023800100100	DEVELOPMENT PARTNERS AND AID COORDINATION	600,000.00	540,000.00	90%	
204	023800100100	STATE CARE'S COORDINATING UNIT	7,500,000.00	540,000.00	7%	
205	023800100100	BUDGET RECONCILIATION COMMITTEE	2,000,000.00	540,000.00	27%	
206	023800100100	AUTOMATED PROJECT MONITORING INFO. SYSTEM	600,000.00	540,000.00	90%	
207	023800100100	INER-MINISTERIAL PROJECT MONITORING	1,200,000.00	1,080,000.00	90%	
208	023800100100	IPSAS PLATFORM DEV. AND RELATED ACTIVITIES	12,000,000.00	2,160,000.00	18%	
209	023800100100	NEC AND OTHER RELATED ACTIVIES	5,000,000.00	2,700,000.00	54%	
210	023800100100	INTER-FACE WITH ALLIED BODIES ON FSP/MTEF	2,170,000.00	2,160,000.00	100%	
211	023800100100	AUDA - NEPAD	600,000.00	540,000.00	90%	
212	023800100100	OPEN GOVERNOR PARTNERSHIP	1,250,000.00	1,080,000.00	86%	
213	023800100100	STATE OPERATION COORDINATING UNIT	700,000.00	540,000.00	77%	
214	023800100100	STATE CARES COORDINATING UNIT	7,500,000.00	540,000.00	7%	
215	023800100100	BUDGET TACKING AND AUTOMATION	600,000.00	540,000.00	90%	
216	023800200100	BUREAU OF STATISTICS	15,000,000.00	14,410,000.00	96%	
217	014000100100	OFFICE OF THE STATE AUDITOR-GENERAL.	39,620,000.00	39,360,000.00	99%	
218	014000100500	MONITORING AND SPECIAL AUDIT DEPATMENT	1,280,000.00	1,280,000.00	100%	
219	014000100200	PENSION AND GRATUITY	640,000.00	640,000.00	100%	
220	014000100300	GOVT. ACOUNT MANAGEMENT UNITS	640,000.00	640,000.00	100%	
221	014000100400	AUDITING OF ALL SECONDARY SCHOOL IN EKITI STATE	3,860,000.00	3,860,000.00	100%	
222	014000200100	OFFICE OF THE STATE AUDITOR-GENERAL FOR LOCAL GOVERNEMENTS	25,000,000.00	11,282,851.40	45%	
223	014000300100	EKITI STATE AUDIT SERVICE COMMISSION	18,000,000.00	12,800,000.00	71%	
224	022000200100	MINISTRY OF FINANCE AND ECONOMIC DEVELOPMENT	20,342,263,304.24	19,847,688,164.91	98%	
225	02500500100	STATE FINANCES DEPARTMENT	3,000,000.00	2,700,000.00	90%	

226	02200400100	EXPENDITURE DEPARTMENT	4,200,000.00	3,780,000.00	90%	
227	02200100101	WIDE REVENUE COMMITTEE	5,400,000.00	4,860,000.00	90%	
228	02200100300	STATE REVENUE & INVESTMENT COMMITTEE	3,000,000.00	1,836,000.00	61%	
229	022000200100	DEBT MANAGEMENT OFFICE	2,760,000.00	2,484,000.00	90%	
230	025000100200	FISCAL COMMITTEE SECRETARIAT	10,000,000.00	9,720,000.00	97%	
231	02200200200	COMMUNITY PUBLIC FINANCE COMMITTEE	3,000,000.00	2,700,000.00	90%	
232	022205200300	EKITI STATE SOCIAL INVESTMENT COODINATING AGENCY	2,000,000.00	1,790,000.00	90%	
233	011100201500	SOCIAL INVESTMENT PROGRAMME	3,000,000.00	2,900,000.00	97%	
234	022200100200	STEERING COMMITTEE ON SOCIAL INVESTMENT PROGRAMME	2,000,000.00	2,700,000.00	135%	
235	023800101400	HOME GROWN SCHOOL FEEDING PROGRAMME	9,000,000.00	4,590,000.00	51%	
236	023800101800	NPOWER PROGRAMME	600,000.00	540,000.00	90%	
237	023800101500	ACTIVITIES OF NATIONAL CASH TRANSFER UNIT	600,000.00	540,000.00	90%	
238	022000800100	EKITI STATE INTERNAL REVENUE SERVICE	1,389,922,533.70	1,144,919,259.21	82%	
239	022000700100	OFFICE OF THE ACCOUNTANT GENERAL	202,300,000.00	197,850,179.75	90%	
240	022000700200	MAIN ACCOUNT DEPARTMENT	3,000,000.00	2,700,000.00	98%	
241	022000700300	IPSAS STEERING COMMITTEE	1,440,000.00	1,296,000.00	90%	
242	022000700400	CENTRAL PAY OFFICE	1,800,000.00	1,620,000.00	90%	
243	022000700500	MANAGEMENT SERVICES DEPARTMENT	4,400,000.00	2,160,000.00	49%	
244	022000700600	IMPLIMENTATION OF SERVICES SINGLE A/C	5,400,000.00	4,860,000.00	90%	
245	022000700700	FUNDS MANAGEMENT	3,000,000.00	2,700,000.00	90%	
246	022000700900	PROJECTS FINANCIAL MGT. UNIT	3,000,000.00	648,000.00	22%	
247	022000800300	EKITI STATE LOTTERIES COMMISSION	7,058,391.75	6,000,000.00	85%	
248	02222020401	BUREAU OF CENTRAL INTERNAL AUDIT	25,000,000.00	19,266,000.00	77%	
249	022000800200	EKITI STATE SINAGE AND ADVERTISMENT AGENCY	22,500,000.00	15,825,403.81	70%	
TOTAL			41,478,354,049.64	37,558,940,769.61	91%	

There were 249 MDAs/Parastatal/Corporations captured under the summary of expenditure on Overhead Cost. The table overleaf shows that the total overhead expenditure appropriated for 2023 was N41,478,354,049.64 billion while the aggregate expenditure was N37,558,940,769.61 billions. The poor performance of some MDAs might be an outcome of lack of rendition of vital information to FRC or paucity of fund which deprived MDAs and other Government Institutions from accessing funds for their various projects or programmes.

Fig; 6

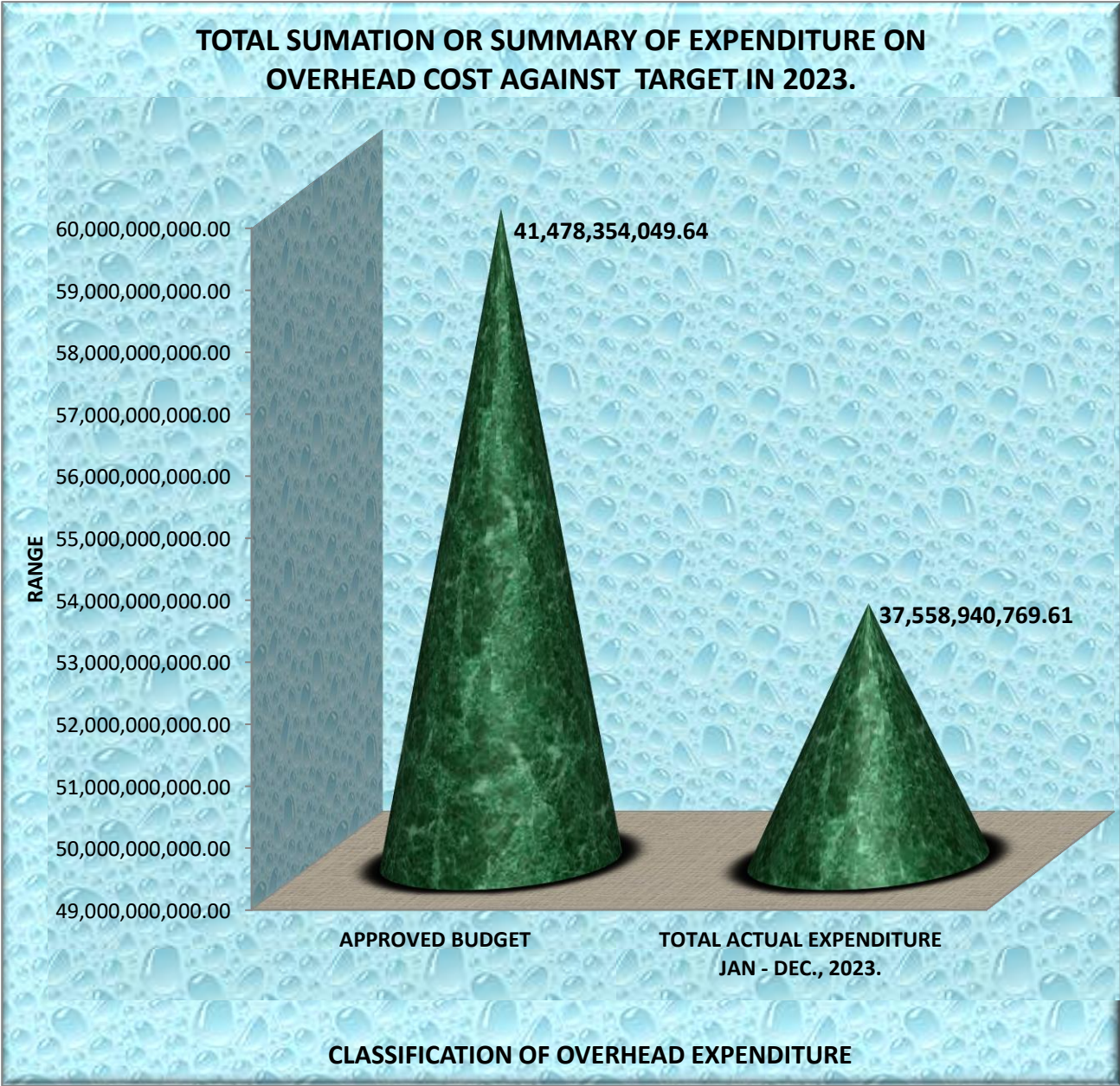


TABLE 10
SUMMARY OF OVERHEAD EXPENDITURE COST ACROSS
TWELVE (12) SECTORS IN EKITI STATE, 2023.

S/N	SECTORS	APPROVED BUDGET	TOTAL ACTUAL EXPENDITURE JAN - DEC., 2023.	%
	AGRICULTURAL & RURAL DEVELOPMENT			
1	TOTAL	40,496,250.00	37,096,250.00	92%
	INFRASTRUCTURAL DEVELOPMENT			
2	TOTAL	1,014,026,044.18	907,119,043.60	89%
	INDUSTRIAL DEVELOPMENT			
3	TOTAL	106,937,753.00	60,493,723.35	57%
	HEALTH CARE			
4	TOTAL	4,057,218,428.08	3,821,391,115.74	94%
	GENDER EMPOWERMENT			
5	TOTAL	157,011,425.50	139,050,230.50	89%
	INFORMATION, TOURISM, SPORT & YOUTH DEVELOPMENT			
6	TOTAL	235,890,238.76	188,408,755.65	80%
	EDUCATION			
7	TOTAL	6,553,404,245.36	5,330,728,582.97	81%
	GOVERNANCE			
8	TOTAL	2,091,313,141.06	1,920,462,158.67	92%
	LAW & JUSTICE			
9	TOTAL	3,341,464,196.74	2,769,350,374.71	83%
	ENVIROMENTAL			
10	TOTAL	364,866,000.00	361,199,423.40	99%
	LAND & HOUSING			
11	TOTAL	84,502,097.27	62,177,267.94	74%
	FINANCE			
12	TOTAL	23,431,224,229.69	21,961,463,834.08	94%
	GRAND TOTAL	41,478,354,049.64	37,558,940,760.61	91%

Fig; 7

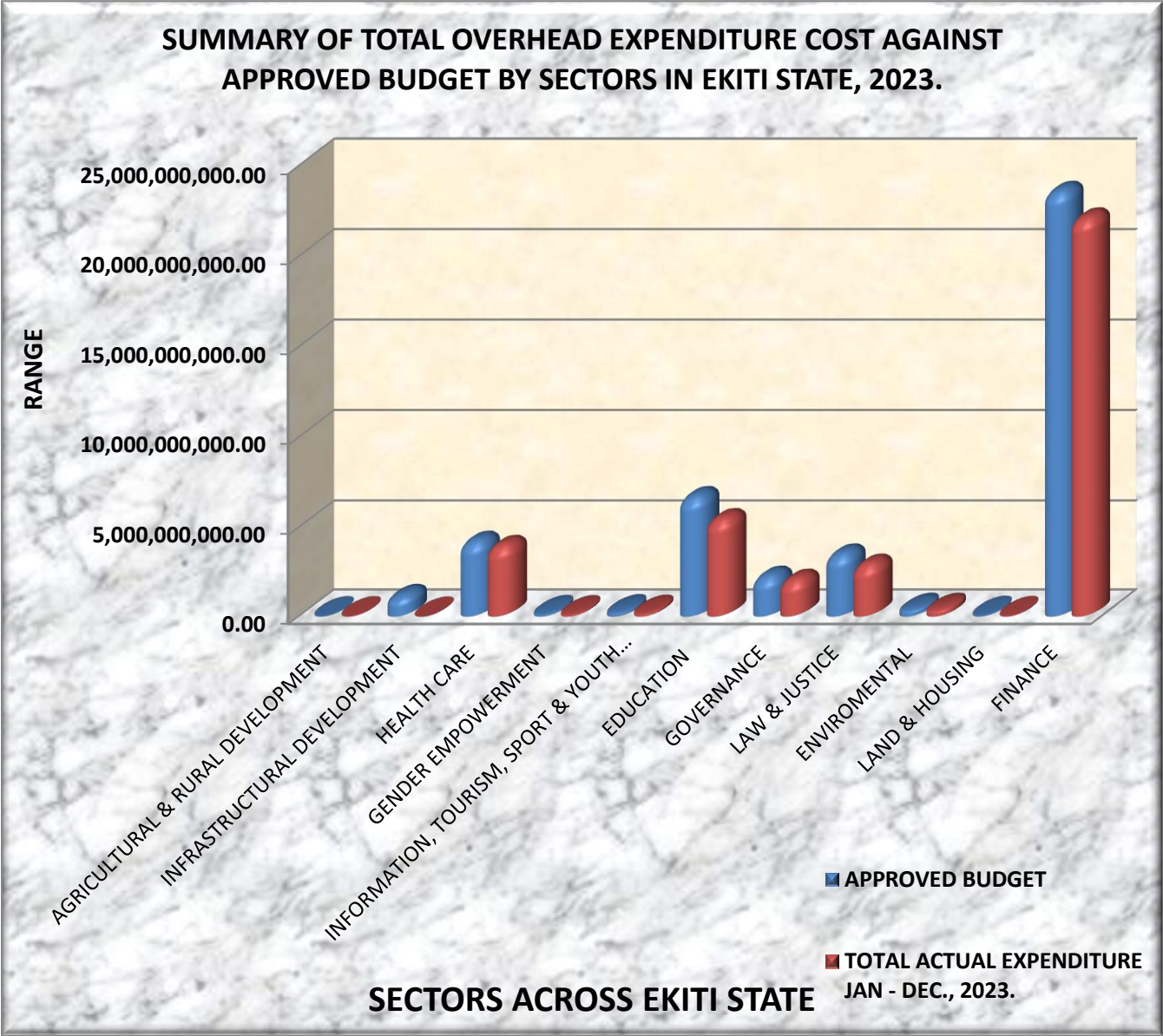


TABLE 11
COMPARATIVE ANALYSIS OF MDAs 2023 AGAINST 2022 STATE REVENUE AND
EXPENDITURES DISTRIBUTIONS IN EKITI STATE.

S/N	DISCRIPTIONS	2023			2022			ACTUAL INDEX 2023 VS 2022	
		ACTUAL	BUDGET	PERFOM	ACTUAL	BUDGET	PERFOM	VARIANCE/FREQUENCY	
	IGR	Nbn	Nbn	%	Nbn	Nbn	%	Nbn	%
1	SUMMARY OF IGR (MDAs)	23,297,810,177.35	19,558,159,416.75	119%	9,622,625,279.05	8,816,899,194.10	109%	(13,675,184,898.30)	-70%
2	SUMMARY OF IGR (PARASTATALS/TERTIARY INSTITUT)	11,390,545,073.54	5,145,363,845.44	221%	3,707,451,584.00	4,463,864,615.57	83%	(7,683,093,489.54)	-149%
	SUB- TOTAL (CREDIT)	34,688,355,250.89	24,703,523,262.19	140%	13,330,076,863.05	13,280,763,809.67	100%	(21,358,278,387.84)	-86%
	ADDITIONAL VALUES								
3	SUBVENTIONS TO TERTIARY INSTITUT	12,442,969,004.32	12,820,501,346.06	97%	3,605,147,111.77	4,195,264,889.83	86%	(8,837,821,892.55)	-69%
4	PERSONNEL COST	31,871,711,226.56	33,101,927,886.95	96%	53,619,521,370.35	49,398,007,029.68	109%	(21,747,810,143.79)	-66%
	SUB- TOTAL (CREDIT)	44,314,680,230.88	45,922,429,233.01	96%	57,224,668,482.12	53,593,271,919.51	107%	(12,909,988,251.24)	-28%
	SUMMARY OF EXPENDITURE								
6	OVERHEAD COST	37,558,940,769.61	41,478,354,049.64	91%	29,379,329,949.41	2,103,902,435,643.63	1%	8,179,610,820.20	20%
7	GRATUITY & PENSION	8,830,511,310.53	9,129,857,012.51	97%	6,918,625,190.87	7,305,593,269.49	95%	1,911,886,119.66	21%
8	RECURRENT GRANTS TO (MDAs, PARASTATALS & TERTIARY INSTITUT)	11,566,376,861.75	15,203,026,978.90	76%	22,345,790,457.17	19,515,359,193.47	115%	(10,779,413,595.42)	-71%
9	CAPITAL EXPENDITURE	27,392,964,380.47	42,520,907,778.84	64%	23,366,967,835.60	49,313,414,586.31	47%	4,025,996,544.87	9%
	AGGREGATE EXPENDITURE	85,348,793,322.36	108,332,145,819.89	79%	82,010,713,433.05	2,180,036,802,692.90	4%	3,338,079,889.31	3%

In the comparison analysis of 2022 and 2023 State IGR, Additional Values & Summary of Expenditure for the year 2023, were recorded according to table 11.

While it was analyzed that total revenue in 2023 is (~~N~~34,688,355,250.89) bn with 140% was realized as against the budgeted estimate of (~~N~~24,703,523,262.19) bn in year 2023 and it was greater than (>) 2022 revenue as (N13,330,076,863.05) bn archived against the budgeted estimate of (N13,280,076,809.67) bn in year, 2022.

The total subvention to Tertiary Institutions in 2023 was ~~N~~12,442,969,004.35 billion which signified 97% performance as against 86% performance ~~N~~8,220,951,729.20 in 2022. The analysis indicates that the Government average performance in 2022 was as a result of paucity of fund to subvent Tertiary Institutions in the State.

The recurrent non-debt expenditure which comprises of overhead cost, pension & gratuity, recurrent grants and capital expenditure recorded a total of ~~N~~85,348,793,322.36 billion in 2023 budget with when budget compared to ~~N~~82,010,713,433.05 billion in 2022. These indicate 79% performance as against 4% in 2023 and 2022 respectively.

The overhead cost recorded a actual total of ~~N~~37,558,940,769.61 against the approved Budget of ~~N~~41,478,354,049.64 with 91% performance achieved in 2023. This shows a very good significant figure when compared to 2022 actual total of 1% performance that was achieved respectively.

The capital expenditure cost budget for 2023 was ~~N~~42,520,907,778.84 billion while in 2022, the budget was ~~N~~49,313,414,586.31billion. While, the actual total capital expenditure in 2023 was N27,392,964,380.47 billion more higher or grater than (>) than N23,366,967,835.60 billion in 2022.

TABLE 12
SUMMARY OF EXPENDITURE ON CAPITAL ALLOCATION TO MDAs
BY SECTORS IN EKITI STATE, 2023.

S/N	IPSAS CODE	MDAs/PARASTATALS & CORPORATIONS	APPROVED BUDGET	TOTAL ACTUAL EXPENDITURE JAN - DEC., 2023.	% PERFORMANCE	REMARKS
AGRICULTURAL & RURAL DEVELOPMENT						
1	021500100100	MINISTRY OF AGRIC AND FOOD SECURITY	193,370,154.13	94,298,904.25	49%	
2	021511700100	DIRECTORATE OF FARM SETTLEMENTS & PEASANT FARMERS DEVELOPMENT PROGRAMME	3,113,519.11	0.00	0%	
3	021511600100	FADAMA	720,000,000.00	720,000,000.00	100%	
4	02151000100	FOUNTAIN AGRICULTURAL MARKETING AGENCY (FAMA)	2,266,809.15	0.00	0%	
5		EKITI RURAL ACCESS & AGRICULTURAL MARKETING PROJECTS (RAAMP)	0.00	0.00	0%	
6	021510200100	EKITI STATE AGRICULTURAL DEVELOPMENT PROGRAMME (ADP IKOLE)	23,500,000.00	2,700,000.00	11%	
7		ANTI-GRAZING TASK FORCE	0.00	0.00	0%	
		TOTAL	942,250,482.39	816,998,904.25	87%	
INFRASTRUCTURAL DEVELOPMENT						
8	026100100100	MINISTRY OF INFRASTRUCTURE AND PUBLIC UTILITIES	420,401,139.54	226,875,269.34	54%	
9	025200100200	EKITI STATE WATER & SANITATION REGULATORY AGENCY	0.00	0.00	0%	
10	026200100100	MINISTRY OF INNOVATIONS, SCIENCE & DIGITAL ECONOMY	300,000,000.00	16,030,500.00	5%	
11	023400100100	MINISTRY OF WORKS	20,760,000,000.00	16,795,971,365.89	81%	
12	011110100100	BUREAU OF SPECIAL PROJECTS	1,130,000,000.00	237,749,037.08	21%	

13	023400400100	EKITI STATE PUBLIC WORKS CORPORATION	200,000,000.00	0.00	0%	
14	023100100100	EKITI STATE ELECTRICITY BOARD	2,020,906,969.18	698,944,744.82	35%	
15	023100100300	EKITI STATE ENERGY MATTERS	0.00	0.00	0%	
16	025200100200	SMALL WATER TOWN & RURAL WATER SUPPLY & SANITATION AGENCY IKERE-EKITI.	0.00	0.00	0%	
17	022800100100	BUREAU OF INFORMATION AND COMMUNICATION TECHNOLOGY	40,000,000.00	33,434,832.48	84%	
18	02510200100	EKITI STATE WATER CORPORATION	420,000,000.00	14,000,000.00	3%	
19	023400100100	MINISTRY OF TRANSPORTATION	0.00	0.00	0%	
20	022905500100	EKITI STATE TRAFFIC MANAGEMENT AGENCY	14,500,000.00	0.00	0%	
21	022205200200	EKITI STATE COMMUNITY AND SOCIAL DEVELOPMENT AGENCY (EKSCDA)	1,458,600,000.00	900,000,000.00	62%	
22	012500700100	OFFICE OF CAPACITY DEVELOPMENT AND REFORMS	15,000,000.00	0.00	0%	
		TOTAL	26,779,408,108.72	18,923,005,749.61	71%	
INDUSTRIAL DEVELOPMENT						
23	022200100100	MINISTRY OF INDUSTRY TRADE & INVESTMENT	0.00	0.00	0%	
24	002700100100	MINISTRY OF EMPLOYMENT AND WEALTH CREATION	10,000,000.00	0.00	0%	
25		HUMAN CAPITAL DEVELOPMENT AGENCY	0.00	0.00	0%	
26		EKITI STATE JOB CREATION AND EMPLOYMENT AGENCY	0.00	0.00	0%	
27	023300100100	EKITI STATE MINERAL RESOURCES DEVELOPMENT AGENCY	15,170,430.20	0.00	0%	

28	02205200100	EKITI STATE DEVELOPMENT INVESTMENT PROMOTION AGENCY (EKDIPA)	79,223,358.00	29,459,542.00	37%	
29	022200900100	EKITI STATE KNOWLEDGE ZONE	0.00	0.00	0%	
30	011100500100	EKITI STATE MICRO-FINANCE AND ENTERPRISE DEVELOPMENT AGENCY (MEDA)	546,809,382.00	0.00	0%	
		TOTAL	651,203,170.20	29,459,542.00	5%	
HEALTH CARE						
31	052100100100	MINISTRY OF HEALTH & HUMAN SERVICES	670,800,000.00	549,396,349.73	82%	
32	052100100300	EKITI STATE HEALTH INSURANCE SCHEME	620,361,575.00	50,000,000.00	8%	
33	0111033001100	STATE AIDS CONTROL AGENCY (SACA)	7,808,432.60	2,500,000.00	32%	
34	000400000101	STATE PRIMARY HEALTH CARE DEVELOPMENT AGENCY	20,400,000.00	7,795,000.00	38%	
35	052110200100	HOSPITAL MANAGEMENT BOARD (HMB)	25,260,394.00	0.00	0%	
36	05211300100	EKITI STATE DRUGS AND HEALTH SUPPLIES MANAGEMENT AGENCY	36,350,985.00	0.00	0%	
37	052102600100	EKITI STATE UNIVERSITY TEACHING HOSPITAL (EKSUTH)	247,074,136.72	0.00	0%	
		TOTAL	1,628,055,523.32	609,691,349.73	37%	
GENDER EMPOWERMENT						
38	05305300100	MINISTRY OF WOMEN AFFAIRS AND GENDER EMPOWERMENT	135,000,000.00	81,516,000.00	60%	
39	051305300100	EKITI STATE OFFICE OF DISABILITY AFFAIRS	7,000,000.00	3,451,000.00	49%	
		TOTAL	142,000,000.00	84,967,000.00	60%	
INFORMATION, TOURISM, SPORT & YOUTH DEVELOPMENT						
40	012300100100	MINISTRY OF INFORMATION AND VALUES ORIENTATION	103,899,886.17	96,741,034.97	93%	

41	023600100100	MINISTRY OF ARTS, CULTURE AND CREATIVE ECONOMIC	133,343,937.83	0.00	0%	
42	051300100100	MINISTRY OF YOUTH AND SPORTS DEVELOPMENT	94,165,875.20	9,500,000.00	10%	
43	023610100100	BUREAU OF TOURISM	0.00	0.00	0%	
44	012300300100	BROADCASTING SERVICE OF EKITI STATE	50,153,687.78	11,660,200.00	23%	
45	051305200100	EKITI STATE SPORTS COMMISSION	15,165,875.20	9,737,000.00	64%	
		TOTAL	396,729,262.18	127,638,234.97	32%	
EDUCATION						
46	051700100100	MINISTRY OF EDUCATION, SCIENCE AND TECHNOLOGY	100,000,000.00	87,600,000.00	88%	
47	051705500100	TEACHING SERVICE COMMISSION	30,000,000.00	0.00	0%	
48	051705600100	TEACHING SERVICE COMMISSION LOAN'S BOARD	0.00	0.00	0%	
49	0517011000100	AGENCY FOR ADULT AND NON-FORMAL EDUCATION	1,157,373.90	0.00	0%	
50	051705400100	EKITI STATE SCHOLASHIP BOARD	3,000,000.00	0.00	0%	
51	051702600100	SCHOOLS AGRICULTURE AND ENTERPRISE AGENCY	3,906,574.90	0.00	0%	
52	051700100500	EKITI STATE EDUCATION TRUST FUND (ETF)	15,330,573.90	0.00	0%	
53	051700100300	BOARD FOR TECHNICAL AND VOCATIONAL EDUCATION	316,091,000.00	138,527,238.13	44%	
54	051700100600	STATE UNIVERSAL BASIC EDUCATION BOARD (SUBEB)	1,800,000,000.00	654,095,860.35	36%	
55	051700100700	SUBEB STAFF HOUSING LOANS BOARD	0.00	0.00	0%	
56	051700100400	EKITI STATE LIBRARY BOARD	115,305,731.90	0.00	0%	
57	051702600200	EKITI STATE UNIVERSITY	15,330,573.90	0.00	0%	

58	051702600300	BAMIDELE OLUMILUA UNIVERSITY OF EDUCATION SCIENCE & TECHNOLOGY IKERE- EKITI (BOUESTIK)	20,664,573.90	0.00	0%	
59	051702600400	COLLEGE OF HEALTH, SCIENCE AND TECHNOLOGY IJERO- EKITI	15,330,573.90	0.00	0%	
60		COOPREATIVE DEPARTMENT /COOPERATIVE COLLEGE IJERO-EKITI	0.00	0.00	0%	
	051702600500	EKITI STATE POLYTECHNIC, ISAN- EKITI	202,919,955.29	36,427,267.97	18%	
61	051702600500	EKITI STATE POLYTECHNIC, ISAN- EKITI	202,919,955.29	36,427,267.97	18%	
		TOTAL	2,841,956,886.88	953,077,634.42	34%	
GOVERNANCE						
62	011111300100	EKITI STATE PENSION COMMISSION (PENCOMM)	10,000,000.00	0.00	0%	
63		UTILITY SERVICES DEPARTMENT	0.00	0.00	0%	
64	011100400100	SUSTAINABLE DEVELOPMENT GOALS OFFICE (SDG)	50,000,000.00	7,000,000.00	14%	
65	012500600100	OFFICE OF ESTABLISHMENTS AND SERVICE MATTERS	20,000,000.00	0.00	0%	
66	012500600700	STAFF HOUSING LOAN BOARD	0.00	0.00	0%	
67		STAFF DEVELOPMENT CENTRE	0.00	0.00	0%	
68		PARASTATALS AFFAIRS DEPARTMENT	0.00	0.00	0%	
69	055100300300	MINISTRY OF RURAL AND COMMUNITY DEVELOPMENT	200,000.00	0.00	0%	
70	014700100100	EKITI STATE CIVIL SERVICE COMMISSION	4,000,000.00	2,700,000.00	68%	
71	011103700100	MUSLIM PILGRIMS WELFARE BOARD	7,000,000.00	0.00	0%	

72		MINISTRY OF CAPACITY DEVELOPMENT AND TRAINING	0.00	0.00	0%	
73		GOVERNMENT HOUSE AND PROTOCOL DEPARTMENT	0.00	0.00	0%	
74		OFFICE OF THE CHIEF OF STAFF	0.00	0.00	0%	
75	016101700100	CABINET AND SPECIAL SERVICES DEPARTMENT	25,000,000.00	0.00	0%	
76	011111200100	GENERAL ADMINISTRATION DEPARTMENT	2,496,000,000.00	1,742,698,685.15	70%	
77	011100200700	LIAISON OFFICE LAGOS	15,000,000.00	0.00	0%	
78	011102100100	LIAISON OFFICE ABUJA	0.00	0.00	0%	
79		GOVERNOR'S LODGE, ABUJA	0.00	0.00	0%	
80	012500100100	OFFICE OF THE HEAD OF SERVICE	15,000,000.00	0.00	0%	
81		DEPUTY GOVERNOR'S LODGE, ABUJA	0.00	0.00	0%	
82	011111200300	UTILITY SERVICES DEPT	15,000,000.00	0.00	0%	
83		LIAISON OFFICE AKURE	0.00	0.00	0%	
84		PETROLEUM PRODUCTS CONSUMER PROTECTION AGENCY	0.00	0.00	0%	
85	0111000100200	OFFICE OF THE DEPUTY GOVERNOR	35,000,000.00	0.00	0%	
86	055100100100	MINISTRY OF LOCAL GOVERNMENT AFFAIRS	20,000,000.00	2,500,000.00	13%	
87		POLITICAL AND ECONOMIC AFFAIRS DEPARTMENT	0.00	0.00	0%	
88		OFFICE OF THE SECRETARY TO THE STATE GOVERNMENT	0.00	0.00	0%	
89	025000100100	FISCAL RESPONSIBILITY COMMISSION	4,500,000.00	0.00	0%	
90	0111007001100	BUREAU OF PUBLIC PROCUREMENT (BPP)	200,000,000.00	0.00	0%	
91	014800100100	EKITI STATE INDEPENDENT ELECTORAL COMMISSION (SIEC)	455,000,000.00	422,931,237.35	93%	

92	011103800100	CHRISTIAN PILGRIMS WELFARE BOARD	7,000,000.00	0.00	0%	
93	011100300100	EKITI STATE BOUNDARY COMMISSION	10,000,000.00	0.00	0%	
94	011103500200	PENSION TRANSITIONAL ARRANGEMENT DEPATMENT (PTAD)	4,500,000.00	0.00	0%	
95	011101000100	OFFICE OF TRANSFORMATION, STRATEGY AND DELIVERY (OTSD)	4,000,000.00	0.00	0%	
96	02202010200	MINISTRY OF REGIONAL INTER-GOVERNMENT AFFAIRS.	0.00	0.00	0%	
97	230101112	LOCAL GOVERNMENT SERVICE COMMISSION	426,375,811.00	341,457,705.00	80%	
98	2302	INSTITUTE FOR LOCAL GOVERNMENT AT ILAWE-EKITI.	25,180,000.00	19,506,970.72	77%	
99	23010105	LOCAL GOVERNMENT LOANS BOARD	21,300,000.00	434,800.00	2%	
100		EKITI STATE GOVERNOR'S OFFICE	0.00	0.00	0%	
101	045102100100	MINISTRY OF SPECIAL DUTIES	0.00	0.00	0%	
102	055100200100	MINISTRY OF CHIEFTENCY AND HOME AFFAIRS	10,000,000.00	0.00	0%	
123	055100200100	MINISTRY OF CHIEFTENCY AND HOME AFFAIRS	10,000,000.00	0.00	0%	
		TOTAL	3,438,500,000.00	2,519,722,427.50	73%	
LAW & JUSTICE						
104	032600100100	MINISTRY OF JUSTICE	122,519,021.26	13,000,000.00	11%	
105	011200400100	EKITI STATE HOUSE OF ASSEMBLY SERVICE COMMISSION (EKHASC)	90,000,000.00	9,372,600.00	10%	
106	01120100100	EKITI STATE HOUSE OF ASSEMBLY	1,237,000,000.00	1,176,489,432.52	95%	
107	032600100400	EKITI STATE LAW REFORM COMMISSION	330,222,622.43	0.00	0%	
108	130000040103	THE JUDICIARY	578,006,000.00	578,006,000.00	100%	
109	031801100100	JUDICIAL SERVICE COMMISSION	130,000,000.00	0.00	0%	

110	032600100300	OFFICE OF THE PUBLIC DEFENDER	113,999,697.44	30,000,000.00	26%	
111	031801100100	EKITI STE CUSTOMARY COURT OF APPEAL	150,000,000.00	0.00	0%	
		TOTAL	2,751,747,341.13	1,806,868,032.52	66%	
ENVIROMENTAL						
112	053500100100	MINISTRY OF ENVIRONMENT AND NATURAL RESOURCES	55,340,547.59	0.00	0%	
113	053501600100	EKITI STATE ENVIRONMENTAL PROTECTION AGENCY (SEPA)	169,297,549.98	76,334,420.00	45%	
114	021510900100	EKITI STATE FORESTRY COMMISSION	36,033,105.51	5,000,000.00	14%	
115	011100600100	EKITI STATE EMERGENCY MANAGEMENT AGENCY (SEMA)	61,615,250.00	44,560,250.00	72%	
116	053505300100	EKITI STATE WASTE MANAGEMENT AUTHORITY	252,000,000.00	224,187,659.50	89%	
		TOTAL	574,286,453.08	350,082,329.50	61%	
LAND & HOUSING						
117	025300100100	MINISTRY OF PHYSICAL PLANNING AND URBAN DEVELOPMENT	30,582,016.38	5,000,000.00	16%	
118	026000100200	OFFICE OF THE SURVEYOR GENERAL	109,791,008.19	1,000,000.00	1%	
119	025305600100	URBAN RENEWAL AGENCY	330,000,000.00	16,491,976.00	5%	
120	026000100100	EKITI STATE BUREAU OF LANDS SERVICES	125,099,051.80	124,851,040.30	100%	
121	025301000100	EKITI STATE HOUSING CORPORATION	110,791,008.15	0.00	0%	
		TOTAL	706,263,084.52	147,343,016.30	21%	
FINANCE						
122	023800100100	MINISTRY OF BUDGET AND ECONOMIC PLANNING	0.00	0.00	0%	
123	023800200100	BUREAU OF STATISTICS	175,000,000.00	17,798,000.00	10%	
124	014000100100	OFFICE OF THE STATE AUDITOR-GENERAL.	14,524,004.03	12,430,836.60	86%	

125	014000200100	OFFICE OF THE STATE AUDITOR-GENERAL FOR LOCAL GOVERNEMENTS	10,534,843.37	1,383,710.85	13%	
126	014000300100	EKITI STATE AUDIT SERVICE COMMISSION	4,816,425.26	4,492,167.00	93%	
127	022000200100	MINISTRY OF FINANCE AND ECONOMIC DEVELOPMENT	680,228,950.53	291,067,377.09	43%	
128	022205200300	EKITI STATE SOCIAL INVESTMENT COODINATING AGENCY	550,000,000.00	593,836,500.00	108%	
129	022000800100	EKITI STATE INTERNAL REVENUE SERVICE	200,000,000.00	120,442,610.13	60%	
130	022000700100	OFFICE OF THE ACCOUNTANT GENERAL	13,000,000.00	12,118,500.00	93%	
131	022000800300	EKITI STATE LOTTERIES COMMISSION	7,224,638.00	0.00	0%	
132	02222020401	BUREAU OF CENTRAL INTERNAL AUDIT	4,749,861.00	0.00	0%	
133	022000800200	EKITI STATE SINAGE AND ADVERTISEMENT AGENCY	8,428,744.23	0.00	0%	
	TOTAL		1,668,507,466.42	1,053,569,701.67	63%	
	GRAND TOTAL		42,520,907,778.84	27,392,964,380.47	64%	

The table above shows, that 133 MDAs was captured and budget components for 2023 were under the summary of expenditure on capital allocation. Grand total of capital expenditure cost for 2023 was ~~N~~27,392,964,380.47 billion with 64% as against the budgeted sum of ~~N~~42,520,907,778.84.

Therefore, 132 capital projects was captured along the cash allocated to execute projects across 12 sectors in the state, while 54 MDAs accessed cash allocated in other to accomplished successful project in accordance with State plan, 45 MDAs with (governor's budget approval but lack funding) was unable to access funds to embark on their projected plan for executions and 33 MDAs with 0% was with (no budgetary & no approval) might being a result of paucity of fund or government conflict of interest.

Fig; 11

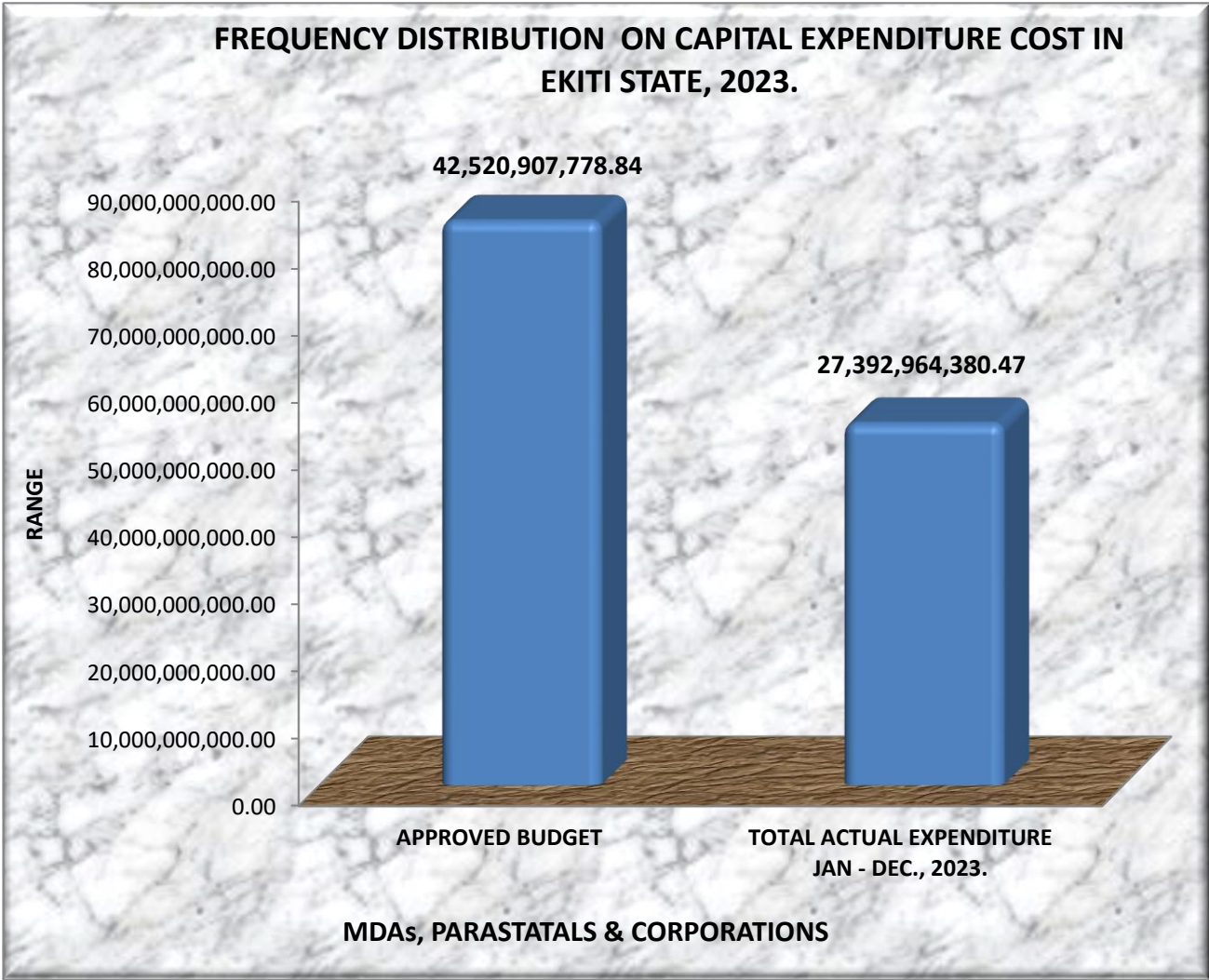


TABLE 13
SUMMARY OF CAPITAL EXPENDITURE COST ACROSS
TWELVE (12) SECTORS IN EKITI STATE, 2023.

S/N	SECTORS	APPROVED BUDGET	TOTAL ACTUAL EXPENDITURE JAN - DEC., 2023.	%
	AGRICULTURAL & RURAL DEVELOPMENT			
1	TOTAL	942,250,482.39	816,998,904.25	87%
	INFRASTRUCTURAL DEVELOPMENT			
2	TOTAL	26,779,408,108.72	18,923,005,749.61	71%
	INDUSTRIAL DEVELOPMENT			
3	TOTAL	651,203,170.20	29,459,542.00	5%
	HEALTH CARE			
4	TOTAL	1,628,055,523.32	609,691,349.73	37%
	GENDER EMPOWERMENT			
5	TOTAL	142,000,000.00	84,967,000.00	60%
	INFORMATION, TOURISM, SPORT & YOUTH DEVELOPMENT			
6	TOTAL	396,729,262.18	127,638,234.97	32%
	EDUCATION			
7	TOTAL	2,841,956,886.88	953,077,634.42	34%
	GOVERNANCE			
8	TOTAL	3,438,500,000.00	2,519,722,427.50	73%
	LAW & JUSTICE			
9	TOTAL	2,751,747,341.13	1,806,868,032.52	66%
	ENVIROMENTAL			
10	TOTAL	574,286,453.08	350,082,329.50	61%
	LAND & HOUSING			
11	TOTAL	706,263,084.52	147,343,016.30	21%
	FINANCE			
12	TOTAL	1,668,507,466.42	1,053,569,701.67	63%
	GRAND TOTAL	42,520,907,778.84	27,392,964,380.47	64%

Analysis of capital expenditure cost of ₦27,392,964,380.47 billions showed 64% performance across the 12 sectors in Ekiti State e.g (Agricultural & Rural Development, Infrastructure Development, Industrial Development, Health Care, Gender Empowerment, Information Tourism Sport & Youth Development, Education, Governance, Law & Justice, Environmental, Lands & Housing, & Finance).according to the National Chart of Account Classification.

Fig: 12

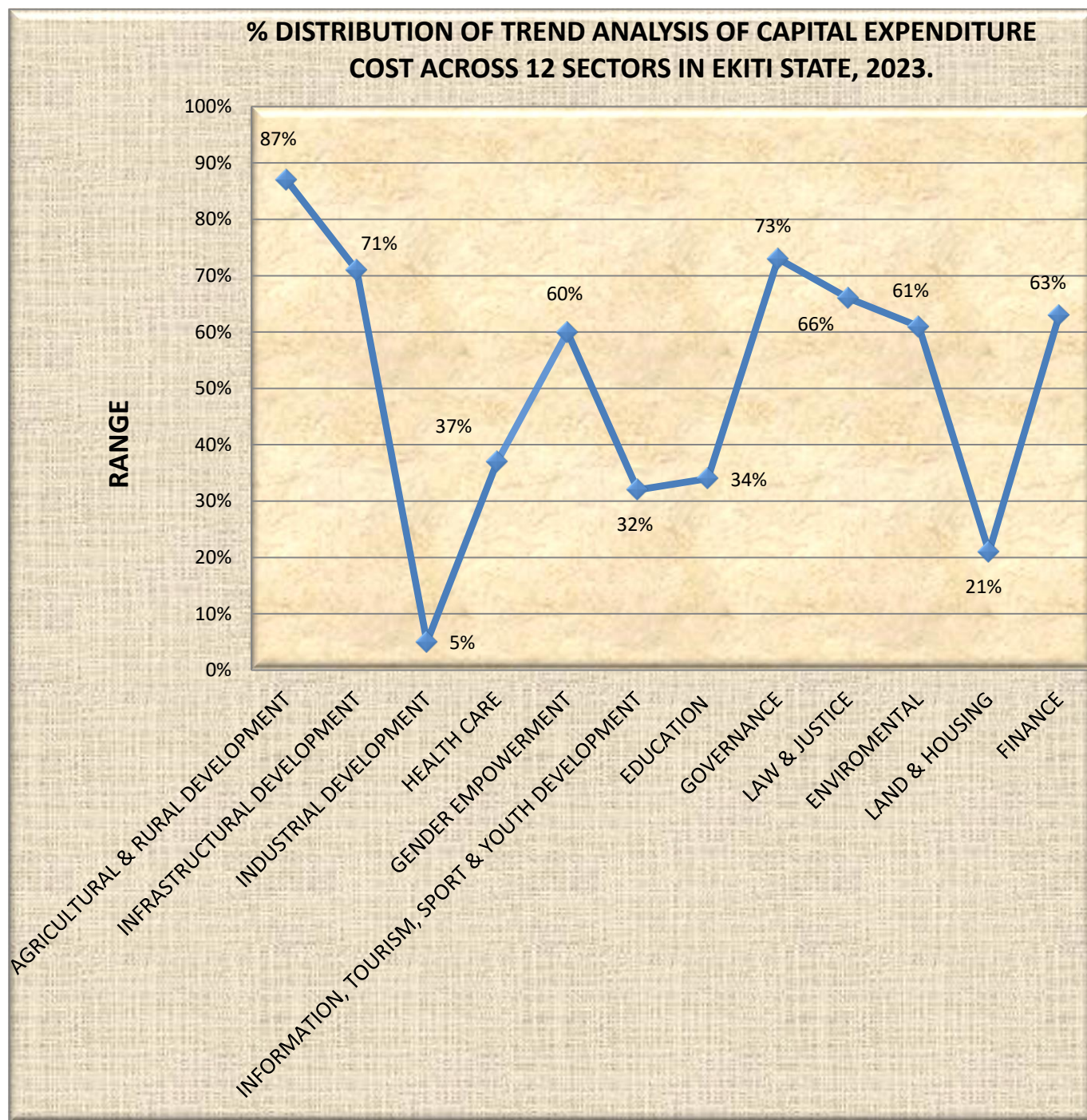


TABLE 14
RECURRENT GRANTS TO MDAs, PARASTATALS AND TERTIARY INSTITUTIONS IN, 2023.

S/N	IPSAS CODE	MDAs/PARASTATALS & CORPORATIONS	DETAILS	SOURCES	APPROVED/ REVISED BUDGET	TOTAL ACTUAL EXPENDITURE JAN - DEC., 2023.	% PERFORMANCE	REMARKS
1	052100200100	EKITI STATE HEALTH INSURANCE SCHEME	BASIC HEALTH CARE PROVISION FUND (BHCPF)	FEDERAL GOVERNMENT	384,257,466.00	255,833,400.94	67%	
2	51300100100	MINISTRY OF YOUTH AND SPORTS DEVELOPMENT	EKITI UNITED FOOTBALL CLUB	SUBVENTION (EKITI STATE)	81,400,000.00	81,400,000.00	100%	
			EKITI QUEENS FOOTBALL CLUB	SUBVENTION (EKITI STATE)	33,653,000.00	33,653,000.00	100%	
3	2200070100	MINISTRY OF FINANCE AND ECONOMIC DEVELOPMENT	NSCDC	EKITI STATE GOVERNMENT	10,055,189.00	8,749,995.00	87%	
4	13010101	LOCAL GOVERNMENT SERVICE LOANS BOARD	EKITI STATE GOVERNMENT	RECAPITALIZATION FUND	60,000,000.00	60,000,000.00	100%	
5	51702600200	EKITI STATE UNIVERSITY	SUBVENTION	STATE GOVT.	3,185,402,870.50	3,640,000,000.00	114%	
6	52110600100	COLLEGE OF HEALTH, SCIENCE AND TECHNOLOGY IJERO-EKITI	SUBVENTION	STATE GOVT.	364,000,000.00	309,678,618.60	85%	
			ACCREDITATION	ETF	25,000,000.00	25,000,000.00	100%	
7	13000040103	THE JUDICIARY	SUBVENTION	STATE GOVT.	1,589,933,048.01	1,531,435,986.77	96%	
8	51701800100	BAMIDELE OLUMILUA UNIVERSITY OF EDUCATION, SCIENCE & TECHNOLOGY IKERE-EKITI.	SUPPLEMENTARY	STATE GOVT.	44,760,000.00	44,760,000.00	100%	

9	051702200100	EKITI STATE POLYTECHNIC ISAN- EKITI	(ANNUAL,ZONAL & SPECIAL) INTERVENTIONS	TETFUND	1,370,000,000.00	575,333,333.33	42%	
10	052100100000	MINISTRY OF HEALTH & HUMAN SERVICES	GLOBAL FUND	HEALTH PROGRAMME	18,294,100.00	17,661,210.42	97%	
			WORLD BANK ASSITED PROJECTS SOML	(SAVING ONE MILLION LIVES)	79,879,445.79	76,289,111.10	96%	
			UNICEF	SPECIAL PROGRAMME	56,349,660.00	56,349,660.00	100%	
11	052102600100	EKITI STATE UNIVERSITY TEACHING HOSPITAL	SUBVENTION	STATE GOVT.	3,704,273,428.08	3,504,273,428.06	95%	
12	052100300100	STATE PRIMARY HEALTH CARE DEVELOPMENT AGENCY	BHCPF OPERATION	NPHCDA	10,228,650.00	10,228,650.00	100%	
			BHCPF PROGRAMME	NPHCDA	234,595,001.00	234,595,001.00	100%	
			UNICEF	UNICEF	78,440,413.00	78,440,413.00	100%	
13	022205200200	EKITI STATE COMMUNITY AND SOCIAL DEVELOPMENT AGENCY	WORLD BANK ASSITED PROJECTS	COMMUNITY DEVELOPMENT	1,458,600,000.00	900,000,000.00	62%	
14	051700100600	STATE UNIVERSAL BASIC EDUCATION BOARD (SUBEB)	ETF PROJECT, DRAW DOWN & GCCC	FEDERAL GOVERNMENT/W ORLD & UNICEF	2,413,904,707.52	122,695,053.53	5%	
TOTAL					15,203,026,978.90	11,566,376,861.75	76%	

TABLE 15
LOCAL GOVERNMENT AREAs INTERNALLY GENERATED REVENUE
JANUARY TO DECEMBER, 2023.

S/N	IPSAS CODE	LOCAL GOVERNMENT AREAs/LCDAs	BUDGET PROVISION 2023	TOTAL ACTUAL REVENUE JAN.-DEC. 2023.	% PERFORMANCE	REMARKS
1	1200000	ADO-EKITI	102,200,000.00	11,234,350.00	11%	
i	1202020	ADO CENTRAL LCDA	28,000,000.00	17,243,700.00	62%	
ii	12000	ADO NORTH LCDA	36,070,000.00	11,439,430.00	32%	
iii	1200000	ADO WEST LCDA	13,550,000.00	11,272,700.00	83%	
2	120101	EFON-ALAAAYE	13,435,000.00	5,966,950.48	44%	
3	120101	EKITI EAST	8,890,000.00	6,900,000.00	78%	
i	1200000	EKITI SOUTH EAST LCDA	12,000,000.00	6,275,300.00	52%	
4	120100	EKITI SOUTH/WEST	8,766,973.33	8,873,450.00	101%	
i	120000	IGBARA ODO/OGOTUN LCDA	7,100,000.00	6,134,500.00	86%	
5	12020	EKITI WEST	28,412,670.00	15,892,911.64	56%	
i	120000	EKAMETA LCDA	4,910,000.00	3,749,250.00	76%	
ii	1201020	OKEMESI/IDO-ILE LCDA	10,370,000.00	4,893,950.41	47%	
6	120000	EMURE	15,000,000.00	6,824,401.00	45%	
7	120204	AIYEKIRE	10,360,000.00	6,497,330.53	63%	
i	120000	GBONYIN LCDA	7,530,000.00	12,881,300.00	171%	
8	120000	IDO/OSI	20,900,000.00	13,618,361.90	65%	
i	120107	ISOKAN LCDA	11,480,000.00	3,847,450.00	34%	
9	120101	IJERO	15,975,000.00	10,000,600.00	63%	
i	1200000	IREDE LCDA	4,590,000.00	3,300,000.00	72%	
ii	2022	IREWOLEDE LCDA	22,600,150.00	3,040,250.00	13%	
iii	1200000	ESO-OBE LCDA	5,000,000.00	2,770,800.00	55%	
10	12020	IKERE	30,744,600.00	20,974,450.00	68%	
i	120101	IKERE WEST LCDA	14,266,000.00	3,417,900.00	24%	
11	1202204	IKOLE	16,973,000.00	16,484,155.13	97%	
i	12020	AJONI LCDA	17,950,500.00	4,326,350.00	24%	
ii	1200000	IKOLE WEST LCDA	357,150,000.00	54,712,019.72	15%	
iii	1201010	KAJOLA LCDA	4,650,000.00	4,259,960.00	92%	
12	120101	ILEJEMEJE	6,480,000.00	2,464,900.00	38%	
13	120101	IREPODUN/IFELODUN	25,000,000.00	8,137,100.00	33%	
i	2022	ARAROMI LCDA	4,970,000.00	10,334,069.00	208%	
ii	1200000	IFEDARA LCDA	6,700,000.00	8,024,550.00	120%	
14	1201	ISE/ORUN	12,270,000.00	8,634,300.00	70%	
15	110101	MOBA	9,489,281.21	6,929,250.00	73%	
i	1200000	ERO LCDA	5,992,000.00	3,896,650.00	65%	
16	120201	OYE	15,700,000.00	23,530,326.88	150%	
i	120204	IFELOJU LCDA	7,937,000.00	3,919,730.00	49%	
ii	120102	IFESOWAPO LCDA	10,799,209.40	1,436,500.00	13%	
iii	120101	AYEDE LCDA	835,000.00	2,276,600.00	273%	
		TOTAL	935,046,383.94	356,415,796.69	38%	

Fig; 13

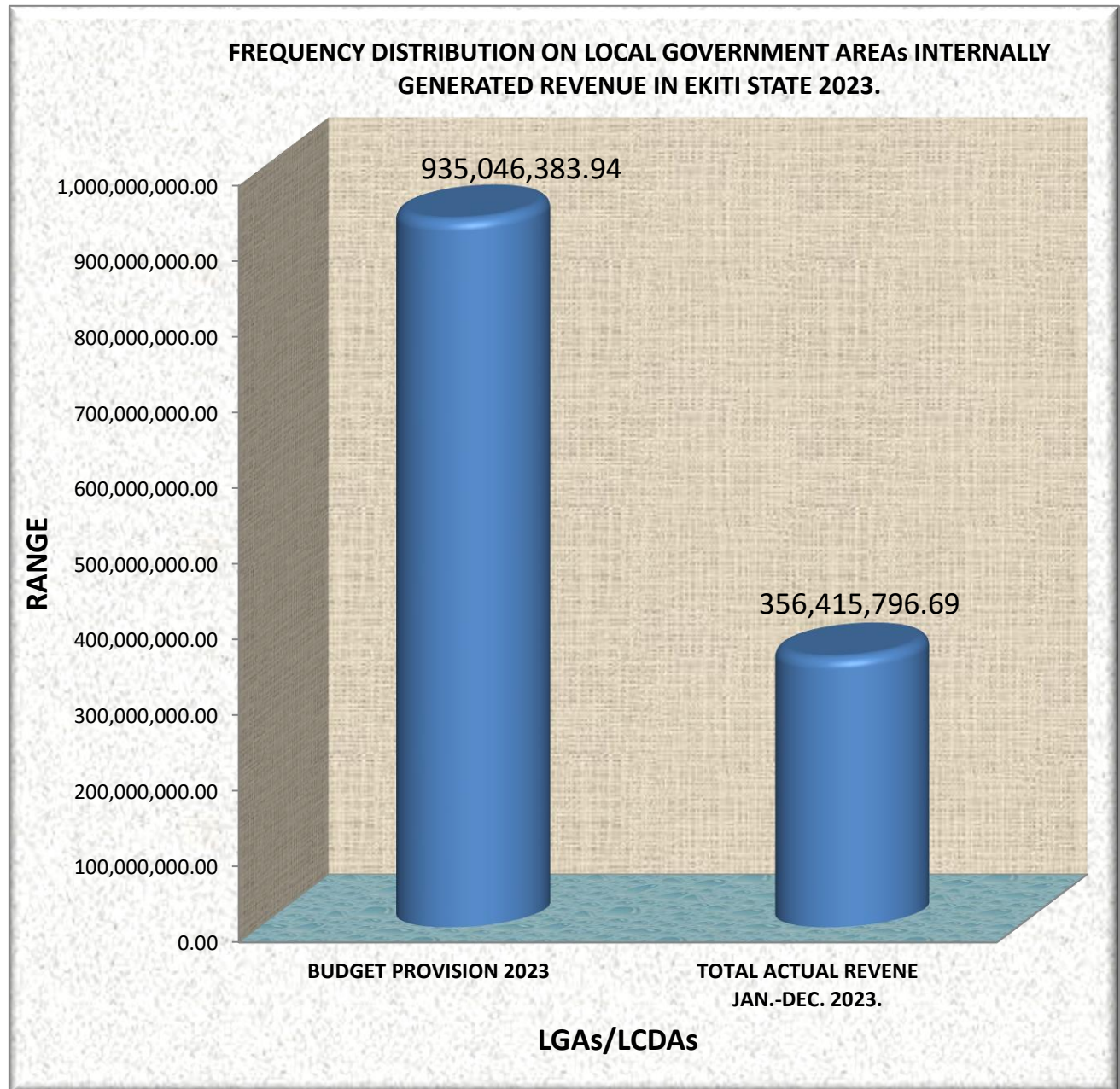


TABLE 16
ANALYSIS OF LOCAL GOVERNMENT AREAs TOTAL INTERNALLY GENERATED REVENUE
(IGR + JAAC+OTHERS) PLUS JAAC RECEIPT FROM STATE GOVERNMENT
JAN TO DEC, 2023.

S/N	IPSAS CODE	LOCAL GOVERNMENT AREAs	BUDGET PROVISION 2023	TOTAL ACTUAL REVENUE/JAAC JAN.-DEC. 2023.	% PERFORMANCE	REMARKS
1	120000	ADO-EKITI	4,102,200,000.00	3,684,261,772.76	90%	
i	120202	ADO CENTRAL LCDA	293,110,000.00	97,247,848.39	33%	
ii	120101	ADO NORTH LCDA	298,690,000.00	72,263,090.75	24%	
iii	120000	ADO WEST LCDA	197,720,000.00	71,729,214.71	36%	
2	120101	EFON-ALAAAYE	2,300,166,853.04	1,742,294,544.08	76%	
3	120101	EKITI EAST	2,020,907,671.60	2,015,093,763.18	100%	
i	1200000	EKITI SOUTH EAST LCDA	500,000,000.00	211,198,931.99	42%	
4	1101010	EKITI SOUTH/WEST	3,812,095,129.53	2,470,573,708.43	65%	
i	1200000	IGBARA ODO/OGOTUN LCDA	264,000,000.00	244,865,997.92	93%	
5	120000	EKITI WEST	7,285,437,910.94	2,569,949,165.71	35%	
i	1200000	EKAMETA LCDA	171,710,000.00	111,357,004.08	65%	
ii	1200000	OKEMESI/IDO-ILE LCDA	399,260,494.56	85,606,876.63	21%	
6	1100000	EMURE	1,671,490,571.06	1,600,648,697.89	96%	
7	120101	AIYEKIRE	2,394,128,459.44	2,136,683,010.90	89%	
i	120100	GBONYIN LCDA	819,530,000.00	767,188,749.16	94%	
8	1200000	IDO/OSI	2,663,453,274.10	1,761,877,596.63	66%	
i	120107	ISOKAN LCDA	230,000,000.00	57,339,788.35	25%	
9	120101	IJERO	2,518,510,220.00	2,170,766,463.62	86%	
i	1200000	IREDE LCDA	1,121,072,666.00	180,997,090.22	16%	
ii	1200000	IREWOLEDE LCDA	532,770,150.00	78,941,016.00	15%	
iii	1200000	ESO-OBE LCDA	145,000,000.00	50,859,550.42	35%	
10	120101	IKERE	2,647,086,559.75	2,622,506,234.75	99%	
i	120101	IKERE WEST LCDA	688,300,000.00	62,192,374.26	9%	
11	110101	IKOLE	2,715,713,900.12	2,317,696,411.30	85%	
i	120000	AJONI LCDA	329,220,500.00	117,100,608.46	36%	
ii	120000	IKOLE WEST LCDA	357,150,000.00	54,712,019.72	15%	
iii	120101	KAJOLA LCDA	180,350,000.00	46,746,532.26	26%	
12	120101	ILEJEMEJE	1,905,080,000.00	1,390,774,511.28	73%	
13	110101	IREPODUN/IFELODUN	4,226,601,675.25	2,513,725,658.21	59%	
i	120000	ARAROMI LCDA	151,436,304.00	81,059,542.76	54%	
ii	120000	IFEDARA LCDA	204,600,000.00	129,812,359.01	63%	
14	1201	ISE/ORUN	2,771,151,288.66	1,956,432,963.39	71%	
15	21010	MOBA	2,070,814,281.21	1,778,127,750.36	86%	
i	120101	ERO LCDA	57,988,020.00	146,240,627.00	17%	
16	120101	OYE	2,118,726,944.16	2,024,792,086.19	96%	
i	1200000	IFELOJU LCDA	142,587,000.00	107,424,663.77	75%	
ii	1200000	IFESOWAPO LCDA	969,559,200.90	106,124,221.73	11%	
iii	120101	AYEDE	66,065,000.00	51,785,921.00	78%	
		TOTAL	56,143,684,074.32	37,688,998,367.27	67%	

TABLE 17
ANALYSIS OF TOTAL AMOUNT OF RECEIPT JAAC DISTRIBUTABLE AT LOCAL
GOVERNMENT AREAs OF EKITI STATE JANUARY TO DECEMBER, 2023.

S/ N	IPSAS CODE	LOCAL GOVERNMENT AREAs/LCDAs	APPROVED BUDGET	TOTAL ACTUAL RECEIPT FROM JAAC JAN.-DEC. 2023.	% PERFORMANCE	REMARKS
1	1110101	ADO-EKITI	4,000,000,000.00	3,627,941,876.00	91%	
i	1101010	ADO CENTRAL LCDA	228,500,000.00	80,004,148.39	35%	
ii	110101	ADO NORTH LCDA	227,620,000.00	50,270,917.73	22%	
iii	110101	ADO WEST LCDA	112,670,000.00	45,390,195.87	40%	
2	110101	EFON-ALAAYE	1,992,000,000.00	1,664,167,747.40	84%	
3	110101	EKITI EAST	2,000,709,615.52	1,996,885,707.10	100%	
i	110101	EKITI SOUTH EAST LCDA	418,000,000.00	159,691,342.68	38%	
4	110101	EKITI SOUTH/WEST	3,367,925,417.05	2,451,288,151.46	73%	
i	1100000	IGBARA ODO/OGOTUN LCDA	207,000,000.00	181,133,593.82	88%	
5	110101	EKITI WEST	7,191,096,894.00	2,514,985,882.48	35%	
i	110101	EKAMETA LCDA	101,800,000.00	88,161,675.00	87%	
ii	110101	OKEMESI/IDO-ILE LCDA	290,027,675.00	60,681,481.40	21%	
6	1100000	EMURE	1,616,490,570.06	1,513,426,513.56	94%	
7	2101	AIYEKIRE	2,248,768,459.44	2,051,192,661.13	91%	
i	110101	GBONYIN LCDA	752,000,000.00	732,961,361.53	97%	
8	1100000	IDO/OSI	2,642,553,274.10	1,698,884,992.25	64%	
i	110101	ISOKAN LCDA	23,950,000.00	20,358,000.00	85%	
9	110101	IJERO	2,447,335,220.00	2,114,097,261.68	86%	
i	110101	IREDE LCDA	1,011,816,333.00	62,814,213.86	6%	
ii	110101	IREWOLEDE LCDA	473,535,000.00	61,126,640.00	13%	
iii	110101	ESO-OBE LCDA	115,000,000.00	41,048,446.14	36%	
10	110101	IKERE	2,619,466,842.25	2,563,161,634.75	98%	
i	110101	IKERE WEST LCDA	564,434,000.00	55,926,502.44	10%	
11	1101010	IKOLE	2,578,740,900.12	2,301,212,256.17	89%	
i	1101010	AJONI LCDA	266,270,000.00	86,754,880.46	33%	
ii	1100000	IKOLE WEST LCDA	340,000,000.00	42,512,993.16	13%	
iii	110101	KAJOLA LCDA	165,700,000.00	35,969,215.13	22%	
12	110101	ILEJEMEJE	1,728,600,000.00	1,296,722,000.81	75%	
13	110101	IREPODUN/IFELODUN	4,081,601,675.25	2,338,625,443.59	57%	
i	110000	ARAROMI LCDA	111,466,304.00	58,386,002.19	52%	
ii	1100000	IFEDARA LCDA	187,900,000.00	115,551,618.00	61%	
14	110101	ISE/ORUN	2,758,881,288.66	1,883,261,009.28	68%	
15	210101	MOBA	1,971,325,000.00	1,725,266,156.92	88%	
i	110101	ERO LCDA	792,626,020.00	108,671,596.46	14%	
16	110101	OYE	1,973,026,944.16	1,956,665,462.69	99%	
i	110101	IFELOJU LCDA	112,650,000.00	88,381,672.73	78%	
ii	110101	IFESOWAPO LCDA	874,259,991.50	101,005,463.79	12%	
iii	110101	AYEDE	58,530,000.00	43,368,181.21	74%	
		TOTAL	52,654,277,424.11	36,017,954,899.26	68%	

Fig; 14

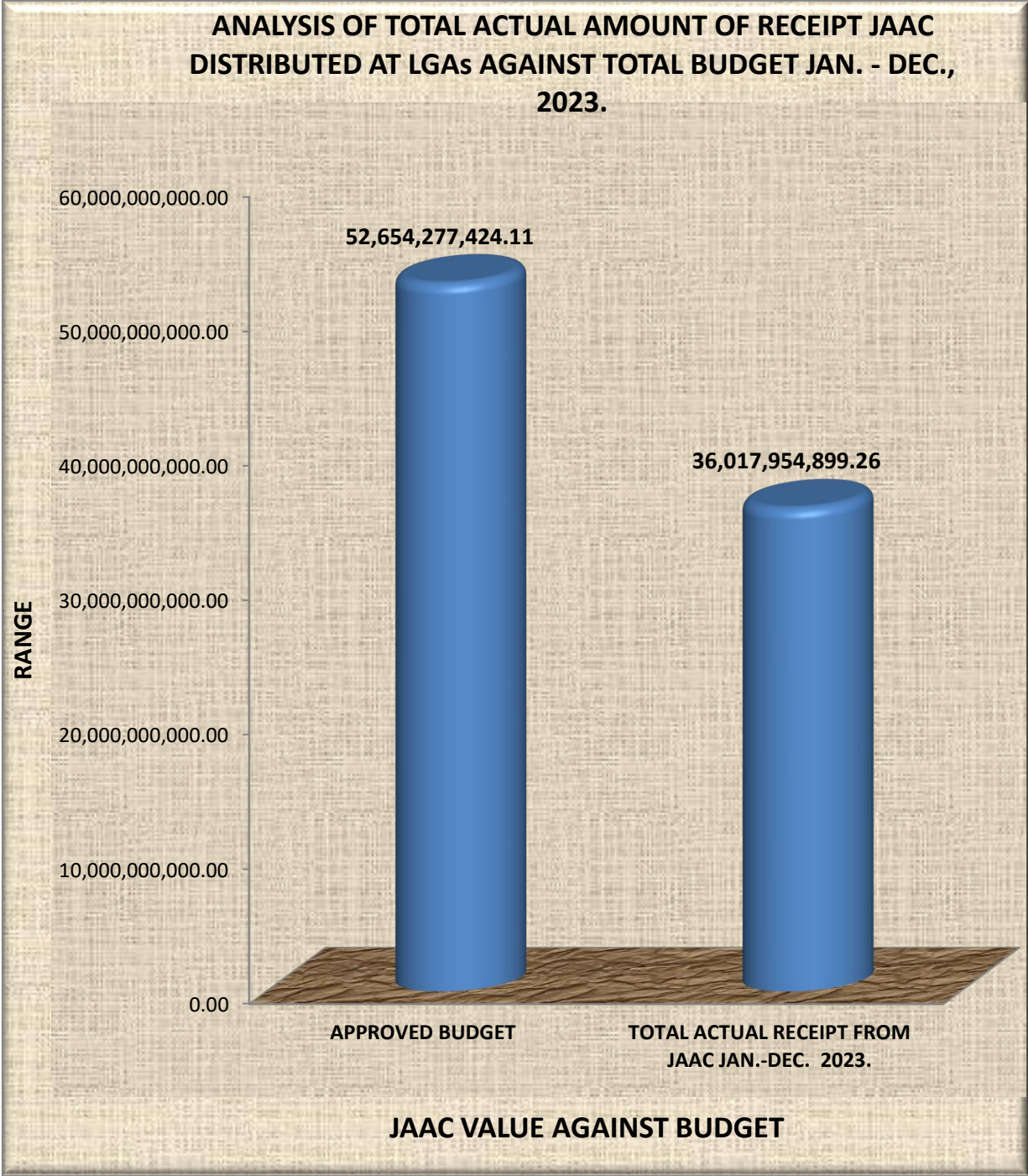


TABLE 18
REVENUE REVIEW OF RECURRENT GRANTS TO 16 LGAs/22 LCDAs, 2023.

S/N	IPSAS CODE	LOCAL GOVERNMENT AREAs	DETAILS	SOURCES	APPROVED BUDGET	TOTAL ACTUAL JAN - DEC., 2023.	% PERFORMANCE	REMARKS
1	2301	ADO-EKITI	ECOLOGICAL FUND	FGN	15,456,303.54	15,456,303.54	100%	
			SURE-P	FGN	18,458,767.30	18,458,767.30	100%	
i	23030	ADO CENTRAL LCDA	ECOLOGICAL FUND	FGN	21,973,057.03	21,973,057.03	100%	
			SURE-P	FGN	50,764,330.40	50,764,330.40	100%	
ii	2301	ADO NORTH LCDA	ECOLOGICAL FUND	FGN	9,280,958.44	9,280,958.44	100%	
			SURE-P	FGN	20,269,484.21	20,269,484.21	100%	
iii	2301	ADO WEST LCDA	ECOLOGICAL FUND	FGN	10,273,701.52	10,273,701.52	100%	
			SURE-P	FGN	15,213,269.27	15,213,269.27	100%	
2	2301	EFON-ALAAAYE	ECOLOGICAL FUND	FGN	67,951,767.11	67,951,767.11	100%	
			SURE-P	FGN	35,320,994.98	35,320,994.98	100%	
3	23030	EKITI EAST	ECOLOGICAL FUND	FGN	4,308,056.08	4,308,056.08	100%	
			SURE-P	FGN	14,588,337.94	14,588,337.94	100%	
i	2303012	EKITI SOUTH EAST LCDA	ECOLOGICAL FUND	FGN	26,548,495.84	26,548,495.84	100%	
			SURE-P	FGN	45,588,556.06	45,588,556.06	100%	
4	230101	EKITI SOUTH/WEST	ECOLOGICAL FUND	FGN	22,579,563.43	22,579,563.43	100%	
			SURE-P	FGN	52,311,095.16	52,311,095.16	100%	
i	2301	IGBARA ODO/OGOTUN LCDA	ECOLOGICAL FUND	FGN	16,435,037.10	16,435,037.10	100%	
			SURE-P	FGN	28,167,512.78	28,167,512.78	100%	
5	23301	EKITI WEST	ECOLOGICAL FUND	FGN	19,146,992.86	19,146,992.86	100%	
			SURE-P	FGN	32,816,173.22	32,816,173.22	100%	
i	20301	EKAMETA LCDA	ECOLOGICAL FUND	FGN	21,430,600.78	21,430,600.78	100%	
			SURE-P	FGN	24,612,167.41	24,612,167.41	100%	
ii	20301	OKEMESI/IDO-ILE LCDA	ECOLOGICAL FUND	FGN	7,127,683.68	7,127,683.68	100%	
			SURE-P	FGN	11,813,840.36	11,813,840.36	100%	

6	2022	EMURE	ECOLOGICAL FUND	FGN	29,433,186.20	29,433,186.20	100%	
			SURE-P	FGN	45,164,448.78	45,164,448.78	100%	
			CAPITAL RESERVE FUND	STATE GOV.	45,164,448.78	45,164,448.78	100%	
7	2301	AIYEKIRE	ECOLOGICAL FUND	FGN	15,211,342.65	15,211,342.65	100%	
			SURE-P	FGN	26,085,195.68	26,085,195.68	100%	
i	22040	GBONYIN LCDA	ECOLOGICAL FUND	FGN	69,658,926.56	69,658,926.56	100%	
			SURE-P	FGN	77,011,297.33	77,011,297.33	100%	
8	230101	IDO/OSI	ECOLOGICAL FUND	FGN	50,183,981.99	50,183,981.99	100%	
			SURE-P	FGN	54,306,077.50	54,306,077.50	100%	
i	230101	ISOKAN LCDA	ECOLOGICAL FUND	FGN	12,368,089.26	12,368,089.26	100%	
			SURE-P	FGN	29,148,059.12	29,148,059.12	100%	
9	2301	IJERO	ECOLOGICAL FUND	FGN	15,491,153.56	15,491,153.56	100%	
			SURE-P	FGN	35,642,588.23	35,642,588.23	100%	
i	2301	IREDE LCDA	ECOLOGICAL FUND	FGN	6,541,388.47	6,541,388.47	100%	
			SURE-P	FGN	11,583,841.17	11,583,841.17	100%	
ii	23030	IREWOLEDE LCDA	SECURITY INTERVENTION	FGN	415,000,000.00	6,000,000.00	1%	
			ECOLOGICAL FUND	FGN	14,882,876.36	14,882,876.36	100%	
iii	23010	ESO-OBE LCDA	ECOLOGICAL FUND	FGN	3,879,604.28	3,879,604.28	100%	
			SURE-P	FGN	8,910,467.06	8,910,467.06	100%	
10	230101	IKERE	ECOLOGICAL FUND	FGN	23,713,716.79	23,713,716.79	100%	
			SURE-P	FGN	54,466,661.68	54,466,661.68	100%	
i	230101	IKERE WEST LCDA	ECOLOGICAL FUND	FGN	6,760,090.81	6,760,090.81	100%	
			SURE-P	FGN	0.00	0.00	0%	
11	230501	IKOLE	ECOLOGICAL FUND	FGN	8,334,445.05	8,334,445.05	100%	
			SURE-P	FGN	40,025,148.86	40,025,148.86	100%	
i	230201	AJONI LCDA	ECOLOGICAL FUND	FGN	13,962,713.27	13,962,713.27	100%	
			SURE-P	FGN	33,187,292.18	33,187,292.18	100%	

ii	230101	IKOLE WEST LCDA	ECOLOGICAL FUND	FGN	12,507,859.00	12,507,858.42	100%	
			SURE-P	FGN	6,642,800.00	6,642,800.00	100%	
iii	220201	KAJOLA LCDA	ECOLOGICAL FUND	FGN	3,631,978.32	3,631,978.32	100%	
			SURE-P	FGN	8,338,572.36	8,338,572.36	100%	
12	2302	ILEJEMEJE	ECOLOGICAL FUND	FGN	34,007,655.00	34,007,655.00	100%	
			SURE-P	FGN	58,517,601.48	58,517,601.48	100%	
13	22203	IREPODUN/IFELODUN	ECOLOGICAL FUND	FGN	4,325,061.57	4,325,061.57	100%	
			SURE-P	FGN	15,426,545.55	15,426,545.55	100%	
i	230101	ARAROMI LCDA	ECOLOGICAL FUND	FGN	144,817,569.50	144,817,569.50	100%	
			SURE-P	FGN	18,541,521.10	18,541,521.10	100%	
ii	230301	IFEDARA LCDA	ECOLOGICAL FUND	FGN	7,586,447.00	7,586,447.00	100%	
			SURE-P	FGN	22,400,902.18	22,400,902.18	100%	
14	2301011	ISE/ORUN	ECOLOGICAL FUND	FGN	31,667,912.18	31,667,912.18	100%	
			SURE-P	FGN	72,373,529.46	72,373,529.46	100%	
15	230101	MOBA	ECOLOGICAL FUND	FGN	20,381,197.22	20,381,197.22	100%	
			SURE-P	FGN	34,929,950.54	34,929,950.54	100%	
i	230101	ERO LCDA	ECOLOGICAL FUND	FGN	23,733,650.92	23,733,650.92	100%	
			SURE-P	FGN	38,750,000.00	42,692,161.75	110%	
16	230201	OYE	ECOLOGICAL FUND	FGN	12,938,827.34	12,938,827.34	100%	
			SURE-P	FGN	30,181,899.02	30,181,899.02	100%	
i	220203	IFELOJU LCDA	ECOLOGICAL FUND	FGN	9,907,896.30	9,907,896.30	100%	
			SURE-P	FGN	22,636,424.27	22,636,424.27	100%	
ii	230101	IFESOWAPO LCDA	ECOLOGICAL FUND	FGN	8,770,444.54	8,770,444.54	100%	
			SURE-P	FGN	15,090,949.55	15,090,949.55	100%	
iii	2301	AYEDE LCDA	ECOLOGICAL FUND	FGN	3,127,349.92	3,127,349.92	100%	
			SURE-P	FGN	7,545,474.75	7,545,474.75	100%	
	TOTAL				2,407,333,807.19	2,002,275,968.36	83%	

TABLE 19
ANALYSIS OF LOCAL GOVERNMENT AREAs OVERHEAD EXPENDITURE
JANUARY TO DECEMBER, 2023.

S/N	IPSAS CODE	LOCAL GOVERNMENT AREAs/LCDAs	BUDGET PROVISION 2023	TOTAL ACTUAL OVERHEAD JAN.-DEC., 2023.	% PERFORMANCE	REMARKS
1	220201	ADO-EKITI	310,450,000.00	214,477,890.00	69%	
i	22020	ADO CENTRAL LCDA	111,100,000.00	69,211,960.00	62%	
ii	2202	ADO NORTH LCDA	95,470,000.00	52,595,767.00	55%	
iii	2202	ADO WEST LCDA	76,345,000.00	45,263,450.00	59%	
2	22020	EFON-ALAAYE	138,920,000.00	103,509,284.27	75%	
3	22020	EKITI EAST	89,618,900.00	64,805,600.00	72%	
i	220201	EKITI SOUTH EAST LCDA	114,860,000.00	71,570,025.00	62%	
4	120100	EKITI SOUTH/WEST	207,625,070.00	180,606,121.88	87%	
i	20220	IGBARA ODO/OGOTUN LCDA	95,720,000.00	44,308,570.14	46%	
5	22020	EKITI WEST	106,150,000.00	63,420,313.31	60%	
i	220201	EKAMETA LCDA	84,580,000.00	51,784,676.01	61%	
ii	22020	OKEMESI/IDO-ILE LCDA	104,025,000.00	47,493,099.31	46%	
6	2022	EMURE	103,575,000.00	92,272,900.00	89%	
7	220201	AIYEKIRE	245,300,000.00	232,656,130.19	95%	
i	220200	GBONYIN LCDA	69,825,000.00	56,651,996.57	81%	
8	220201	IDO/OSI	142,610,560.00	100,657,323.25	71%	
i	220202	ISOKAN LCDA	80,278,000.00	70,954,932.81	88%	
9	2202	IJERO	102,080,000.00	78,761,894.32	77%	
i	22021	IREDE LCDA	128,480,000.00	50,438,800.00	39%	
ii	22020	IREWOLEDE LCDA	175,000,000.00	33,135,578.81	19%	
iii	220201	ESO-OBE LCDA	70,000,000.00	33,364,158.73	48%	
10	2102	IKERE	173,918,000.00	159,710,649.84	92%	
i	220201	IKERE WEST LCDA	89,948,000.00	52,945,796.21	59%	
11	220201	IKOLE	1,190,014,000.00	207,236,094.52	17%	
i	22020	AJONI LCDA	666,290,000.00	75,319,341.00	11%	
ii	220201	IKOLE WEST LCDA	167,670,000.00	14,892,176.77	9%	
iii	220201	KAJOLA LCDA	67,254,700.00	43,042,900.00	64%	
12	2202	ILEJEMEJE	144,870,000.00	103,916,835.44	72%	
13	220201	IREPODUN/IFELODUN	90,255,000.00	69,461,163.30	77%	
i	210201	ARAROMI LCDA	147,245,900.00	54,198,615.00	37%	
ii	220201	IFEDARA LCDA	80,629,100.00	60,759,030.41	75%	
14	220220	ISE/ORUN	270,005,000.00	123,704,153.46	46%	
15	22020	MOBA	122,040,000.00	66,430,154.50	54%	
i	220201	ERO LCDA	91,910,000.00	70,781,637.00	77%	
16	2101010	OYE	10,114,713,417.24	326,621,388.91	3%	
i	220201	IFELOJU LCDA	88,800,000.00	63,377,725.40	71%	
ii	2202	IFESOWAPO LCDA	40,637,016.00	39,738,496.63	98%	
iii	21020	AYEDE LCDA	59,080,500.00	48,253,743.19	82%	
		TOTAL	16,257,293,163.24	3,338,330,373.18	21%	

Fig; 15

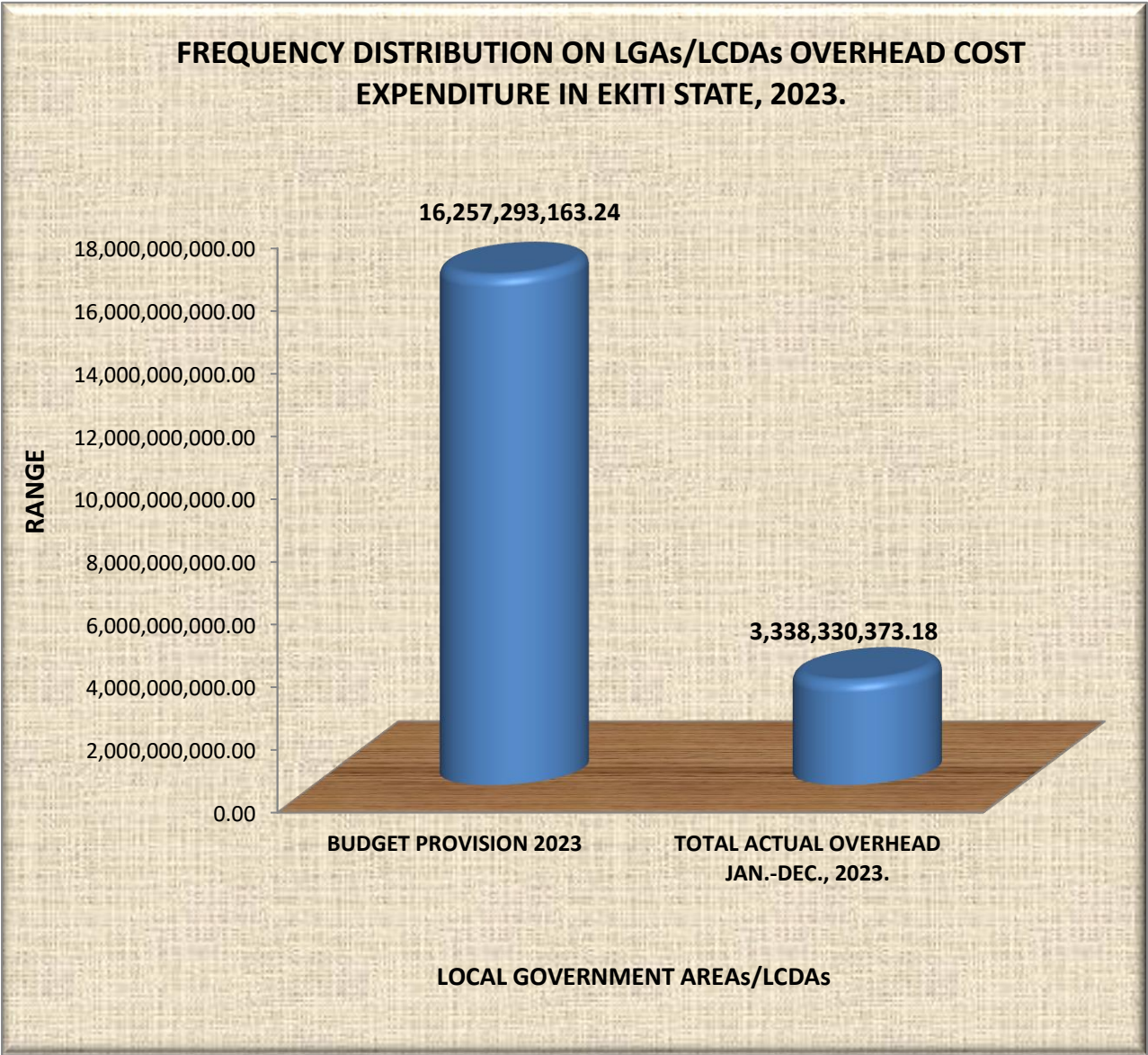


TABLE 20
ANALYSIS OF LOCAL GOVERNMENT AREAs CAPITAL EXPENDITURE
COST IN JANUARY TO DECEMBER, 2023.

S/N	IPSAS CODE	LOCAL GOVERNMENT AREAs/LCDAs	BUDGET PROVISION 2023	TOTAL ACTUAL CAPITAL JAN.- DEC., 2023.	% PERFORMANCE	REMARKS
1	2301	ADO-EKITI	620,250,000.00	200,168,546.00	32%	
i	23030	ADO CENTRAL LCDA	194,200,000.00	60,197,838.12	31%	
ii	2301	ADO NORTH LCDA	117,980,000.00	49,698,350.00	42%	
iii	2301	ADO WEST LCDA	157,700,000.00	40,046,886.00	25%	
2	2301	EFON-ALAAYE	433,855,000.00	260,897,986.07	60%	
3	23030	EKITI EAST	455,050,000.00	223,717,708.04	49%	
i	2303012	EKITI SOUTH EAST LCDA	281,000,000.00	193,727,465.27	69%	
4	230101	EKITI SOUTH/WEST	318,100,000.00	115,879,301.90	36%	
i	2301	IGBARA ODO/OGOTUN LCDA	294,750,000.00	98,608,526.25	33%	
5	23301	EKITI WEST	303,155,161.15	98,458,861.10	32%	
i	20301	EKAMETA LCDA	83,230,000.00	79,190,781.32	95%	
ii	20301	OKEMESI/IDO-ILE LCDA	368,179,093.52	52,522,540.00	14%	
6	2022	EMURE	570,950,000.00	195,142,984.76	34%	
7	2301	AIYEKIRE	312,450,000.00	124,222,500.00	40%	
i	22040	GBONYIN LCDA	114,500,000.00	96,036,097.27	84%	
8	230101	IDO/OSI	772,400,400.00	625,739,311.09	81%	
i	230101	ISOKAN LCDA	186,597,000.00	88,126,289.44	47%	
9	2301	IJERO	129,200,000.00	107,991,970.35	84%	
i	2301	IREDE LCDA	575,882,666.00	52,924,323.91	9%	
ii	23030	IREWOLEDE LCDA	111,800,000.00	41,541,784.27	37%	
iii	23010	ESO-OBE LCDA	24,700,000.00	12,603,700.47	51%	
10	230101	IKERE	674,210,500.00	104,899,067.50	16%	
i	230101	IKERE WEST LCDA	581,052,000.00	71,013,884.93	12%	
11	230501	IKOLE	119,640,000.00	86,558,750.29	72%	
i	230201	AJONI LCDA	381,000,000.00	90,437,146.77	24%	
ii	230101	IKOLE WEST LCDA	158,930,000.00	96,353,361.10	61%	
iii	220201	KAJOLA LCDA	103,500,000.00	15,849,458.84	15%	
12	2302	ILEJEMEJE	384,700,000.00	192,702,391.64	50%	
13	22203	IREPODUN/IFELODUN	451,360,000.00	100,792,198.67	22%	
i	230101	ARAROMI LCDA	377,245,000.00	47,454,885.96	13%	
ii	230301	IFEDARA LCDA	120,000,000.00	77,121,436.39	64%	
14	2301011	ISE/ORUN	331,050,000.00	232,835,369.59	70%	
15	230101	MOBA	268,850,000.00	128,045,386.74	48%	
i	230101	ERO LCDA	374,650,000.00	142,212,730.49	38%	
16	230201	OYE	753,325,000.00	84,853,823.52	11%	
i	220203	IFELOJU LCDA	117,500,000.00	77,990,222.71	66%	
ii	230101	IFESOWAPO LCDA	69,229,000.00	46,330,000.00	67%	
iii	2301	AYEDE LCDA	86,235,000.00	14,119,616.47	16%	
		TOTAL	11,778,405,820.67	4,427,013,483.24	38%	

TABLE 21
SUMMARY OF LOCAL GOVERNMENT AREAs EXPENDITURE ON
PERSONNEL COST JANUARY TO DECEMBER, 2023.

S/N	IPSAS CODE	LOCAL GOVERNMENT AREAs/LCDAs	APPROVED BUDGET	TOTAL ACTUAL EXPENDITURE JAN-DEC, 2023.	% PERFORMANCE	REMARKS
1	210101	ADO-EKITI	2,912,703,836.69	2,652,874,798.01	91%	
i	210120	ADO CENTRAL LCDA	0.00	0.00	0%	
ii	210120	ADO NORTH LCDA	0.00	0.00	0%	
iii	210120	ADO WEST LCDA	0.00	0.00	0%	
2	101101	EFON-ALAAYE	968,096,213.28	840,929,221.94	87%	
3	210101	EKITI EAST	1,159,595,558.81	1,158,494,358.56	100%	
i	210101	EKITI SOUTH EAST LCDA	0.00	0.00	0%	
4	210101	EKITI SOUTH/WEST	2,743,640,616.69	1,453,659,952.42	53%	
i	210101	IGBARA ODO/OGOTUN LCDA	0.00	0.00	0%	
5	210101	EKITI WEST	2,105,606,004.00	1,517,958,192.37	72%	
i	210101	EKAMETA LCDA	0.00	0.00	0%	
ii	210101	OKEMESI/IDO-ILE LCDA	0.00	0.00	0%	
6	2022	EMURE	818,335,570.00	805,813,277.82	98%	
7	210101	AIYEKIRE	1,192,244,900.24	1,169,153,109.79	98%	
i	210101	GBONYIN LCDA	0.00	0.00	0%	
8	210101	IDO/OSI	2,216,308,262.97	1,329,916,200.91	60%	
i	210101	ISOKAN LCDA	0.00	0.00	0%	
9	110101	IJERO	1,500,000,000.00	1,201,872,014.56	80%	
i	11010	IREDE LCDA	0.00	0.00	0%	
ii	110101	IREWOLEDE LCDA	0.00	0.00	0%	
iii	110101	ESO-OBE LCDA	0.00	0.00	0%	
10	110101	IKERE	1,806,104,836.48	1,687,759,010.50	93%	
i	110101	IKERE WEST LCDA	0.00	0.00	0%	
11	210101	IKOLE	1,400,000,000.00	684,237,482.89	49%	
i	1101010	AJONI LCDA	0.00	0.00	0%	
ii	110101	IKOLE WEST LCDA	0.00	0.00	0%	
iii	1101010	KAJOLA LCDA	0.00	0.00	0%	
12	210101	ILEJEMEJE	800,000,000.00	596,184,082.38	75%	
13	110101	IREPODUN/IFELODUN	1,785,976,675.25	1,492,882,091.57	84%	
i	110101	ARAROMI LCDA	0.00	0.00	0%	
ii	110101	IFEDARA LCDA	0.00	0.00	0%	
14	110101	ISE/ORUN	1,217,217,150.00	980,458,384.77	81%	
15	210101	MOBA	1,214,500,000.00	931,210,229.76	77%	
i	110101	ERO LCDA	0.00	0.00	0%	
16	110101	OYE	1,299,615,020.36	1,180,046,133.09	91%	
i	110101	IFELOJU LCDA	0.00	0.00	0%	
ii	110101	IFESOWAPO LCDA	0.00	0.00	0%	
iii	11010	AYEDE	0.00	0.00	0%	
		TOTAL	25,139,944,644.77	19,683,448,541.34	78%	

TABLE 22
ANALYSIS OF LOCAL GOVERNMENT AREAs TOTAL EXPENDITURE ON
PENSION AND GRATUITY IN 2023.

S/N	IPSAS CODE	LOCAL GOVERNMENT AREAs	BUDGET PROVISION 2023	TOTAL ACTUAL PENSION/ GRATUITY JAN.-DEC. 2023.	% PERFORMANCE	REMARKS
1	120000	ADO-EKITI	654,821,374.00	637,180,562.80	97%	
i	120202	ADO CENTRAL LCDA	0.00	0.00	0%	
ii	120101	ADO NORTH LCDA	0.00	0.00	0%	
iii	120000	ADO WEST LCDA	0.00	0.00	0%	
2	120101	EFON-ALAAYE	465,000,000.00	462,329,394.72	99%	
3	120101	EKITI EAST	476,166,858.14	476,166,858.13	100%	
i	1200000	EKITI SOUTH EAST LCDA	0.00	0.00	0%	
4	1101010	EKITI SOUTH/WEST	464,713,286.00	204,477,589.78	44%	
i	1200000	IGBARA ODO/OGOTUN LCDA	0.00	0.00	0%	
5	120000	EKITI WEST	1,800,230,000.00	468,511,838.22	26%	
i	1200000	EKAMETA LCDA	0.00	0.00	0%	
ii	1200000	OKEMESI/IDO-ILE LCDA	0.00	0.00	0%	
6	1100000	EMURE	450,000,000.00	414,016,798.58	92%	
7	120101	AIYEKIRE	500,000,000.00	480,398,219.99	96%	
i	120100	GBONYIN LCDA	0.00	0.00	0%	
8	1200000	IDO/OSI	0.00	0.00	0%	
i	120107	ISOKAN LCDA	0.00	0.00	0%	
9	120101	IJERO	600,000,000.00	565,600,655.60	94%	
i	1200000	IREDE LCDA	0.00	0.00	0%	
ii	1200000	IREWOLEDE LCDA	0.00	0.00	0%	
iii	1200000	ESO-OBE LCDA	0.00	0.00	0%	
10	120101	IKERE	0.00	0.00	0%	
i	120101	IKERE WEST LCDA	0.00	0.00	0%	
11	110101	IKOLE	600,000,000.00	523,906,276.92	87%	
i	120000	AJONI LCDA	0.00	0.00	0%	
ii	120000	IKOLE WEST LCDA	0.00	0.00	0%	
iii	120101	KAJOLA LCDA	0.00	0.00	0%	
12	120101	ILEJEMEJE	500,000,000.00	366,720,349.13	73%	
13	110101	IREPODUN/IFELODUN	0.00	0.00	0%	
i	120000	ARAROMI LCDA	0.00	0.00	0%	
ii	120000	IFEDARA LCDA	0.00	0.00	0%	
14	1201	ISE/ORUN	480,000,000.00	454,720,545.93	95%	
15	21010	MOBA	932,000,000.00	475,177,846.23	51%	
i	120101	ERO LCDA	0.00	0.00	0%	
16	120101	OYE	450,000,000.00	433,371,665.59	96%	
i	1200000	IFELOJU LCDA	0.00	0.00	0%	
ii	1200000	IFESOWAPO LCDA	0.00	0.00	0%	
iii	120101	AYEDE	0.00	0.00	0%	
		TOTAL	8,372,931,518.14	5,962,578,601.62	71%	

TABLE 23
COMPARATIVE ANALYSIS OF 2023 & 2022 APPROVED BUDGET AND ACTUAL AMOUNT
RECEIVED OR EXPENDED OVER (REVENUE, OVERHEAD & CAPITAL)
ACROSS 16 LGAs & 22 LCDAs IN EKITI STATE.

S/N	LGAs ANNUAL BUDGET	JAN. - DEC., 2023		%	JAN. - DEC., 2022		%	ACTUAL 2023 & 2022	%
		APPROVED BUDGET	TOTAL ACTUAL	PERFOM	APPROVED BUDGET	TOTAL ACTUAL	PERFOM	VARIANCE	ARCHIEVED
1	REVENUE	935,046,383.94	356,415,796.69	38%	662,073,437.37	269,481,646.79	41%	86,934,149.90	9%
2	OVERHEAD EXPENDITURE COST	16,257,293,163.24	3,338,330,373.18	21%	8,831,509,350.80	2,467,127,733.25	28%	871,202,639.93	5%
3	CAPITAL EXPENDITURE	11,778,405,820.67	4,427,013,483.24	38%	8,493,864,333.96	1,086,390,263.59	13%	3,340,623,219.65	28%

TABLE 24
MOST FREQUENCY CLASS OF VARIANCE AND PERCENTAGE ACHIEVED ANALYSIS OF APPROVED BUDGET
AGAINST ACTUAL AMOUNT RECEIVED OR EXPENDED OVER (JAAC+REVENUE+10% SHARE+EXCESS
CRUDE OIL, REVENUE, OVERHEAD & CAPITAL) AROSS 16 LGAs/22 LCDAs IN EKITI STATE, 2023.

S/N	LGAs BUDGET	APPROVED BUDGET	TOTAL ACTUAL JAN-DEC, 2023	%	TOTAL DIFFERENCE	%
				PERFOM	JAN-DEC, 2023	ACHIEVED
1	REVENUE+JAAC+OTHERS	56,143,684,074.32	37,688,998,367.27	67%	18,454,685,707.05	33%
2	REVENUE	935,046,383.94	356,415,796.69	38%	578,630,587.25	62%
3	OVERHEAD EXPENDITURE	16,257,293,163.24	3,338,330,373.18	21%	12,918,962,790.06	79%
4	CAPITAL EXPENDITURE	11,778,405,820.67	4,427,013,483.24	38%	7,351,392,337.43	62%

CHAPTER FIVE

FINANCE AND ACCOUNTS

The financial and books of account of the Commission were properly kept by the Finance and Accounts Department. The account had been audited by the office of the State Auditor General.

A copy of the audited account forms part of this report in compliance with the provisions of the Fiscal Responsibility Law.

CAPITAL EXPENDITURE

In the year 2023 the approval capital budget of the Commission was 10,000,000.00. we are unable to accessed the Capital in which we had Nil returns as a result of paucity of fund in the State.

RECURRENT EXPENDITURE

In the year 2023, the total approved Overhead budget of the Commission was 12,938,282.15. However, a sum of 9,555.000 was accessed by the Commission as monthly Running Grant and Monitoring and Evaluation activities for the year under review due to paucity of funds.

**EKITI STATE FISCAL RESPONSIBILITY COMMISSION ADO-EKITI
STATE OF INCOME AND EXPENDITURE FOR THE YEAR
ENDED 31ST DECEMBER, 2023**

OVERHEAD ACCOUNT

ASSET

CURRENT ASSET

Cash and Bank Balance	717,278.50
-----------------------	------------

FINANCE BY

CURRENT LIABILITY

General Revenue Balance:	717,278.50
--------------------------	------------

STATEMENT OF REVENUE AND EXPENDITURE

REVENUE

EXPENDITURE

G.R.B 1/1/2021	2,903.50	9,555,000.00
Total Revenue	<u>10,269,375.00</u> <u>10,272,278.50</u>	<u>717,278.50</u> <u>10,272,278.50</u>

TABLE 21

**EKITI STATE FISCAL RESPONSIBILITY COMMISSION ADO-EKITI
STATE OF INCOME AND EXPENDITURE FOR THE
YEAR ENDED 31ST DECEMBER 2023.**

S/N	MONTHS	REVENUE	EXPENDITURE
1	JANUARY	1,854,375.00	1,905,000.00
2	FEBRUARY	765,000.00	0.00
3	MARCH	765,000.00	765,000.00
4	APRIL	765,000.00	0.00
5	MAY	765,000.00	765,000.00
6	JUNE	765,000.00	765,000.00
7	JULY	765,000.00	765,000.00
8	AUGUST	765,000.00	765,000.00
9	SEPTEMBER	765,000.00	765,000.00
10	OCTOBER	765,000.00	1,530,000.00
11	NOVEMBER	765,000.00	765,000.00
12	DECEMBER	765,000.00	765,000.00
	TOTAL	10,269,375	9,555,000.00

TABLE 22

**EKITI STATE FISCAL REPOSIBILITY COMMISSION ADO-EKITI,
ANALYSIS OF EXPENDITURE FOR THE YEAR ENDED 31ST DECEMBER, 2023.**

S/N	MONTHS	TRANSPORT AND TRAVELLING	COMPUTER AND CONSUMABLE	MAINTANANCE OF OFFICE FURNITURE	MAINTANANCE OF VEHICLE	TRANNNING OF STAFF	REFRESHMENT	PRINTING AND ADVERTISEMENT	TOTAL
1	JANUARY	989,400.00	81,000.00	149,000.00	102,850.00	0	153,250.00	429,500.00	1,905,000.00
2	FEBRUARY	0	0	0	0	0	0	0	0.00
3	MARCH	434,500.00	77,000.00	30,000.00	7,000.00	0	182,000.00	34,500.00	765,000.00
4	APRIL	0	0	0	0	0	0	0	0.00
5	MAY	419,500.00	30,000.00	9,000.00	62,000.00	75,500.00	70,500.00	98,500.00	765,000.00
6	JUNE	419,500.00	30,000.00	9,000.00	62,000.00	75,500.00	125,000.00	44,000.00	765,000.00
7	JULY	449,500.00	0	0	60,000.00	110,000.00	135,500.00	10,000.00	765,000.00
8	AUGUST	450,500.00	0	0	60,000.00	120,000.00	114,500.00	20,000.00	765,000.00
9	SEPTEMBER	493,500.00	0	0	30,000.00	160,000.00	74,500.00	7,000.00	765,000.00
10	OCTOMBER	982,491.83	52,000.00	53,000.00	0	169758.17	272,750.00	0	1,530,000.00
11	NOVEMBER	542,241.82	0	0	31,516.35	136,741.83	54,500.00	0	765,000.00
12	DECEMBER	558,000.00	0	0	0	152,500.00	54,500.00	0	765,000.00
	TOTAL	5,739,133.65	270,000.00	250,000.00	415,366.35	1,000,000.00	1,236,500.00	643,500.00	9,555,000.00

CHAPTER SIX

CHALLENGIES OF THE COMMISSION

1. More than before, the responsibility of the Commission increased within the year in view doing to the fact that the present Administration made seamless effort to increase the Internally Generated Revenue in order to boost the economy of the State which made the Commission put in much effort to achieve the mandate. The Commission's key activities as a regulatory agency involved various monitoring exercises such as revenue monitoring, capital project verification/monitoring, monitoring & implementation of MTEF and debt profile of the state.
2. However, the Commission faced some challenges in carrying out its responsibility in year, 2022 due to lack of government funding. The Commission, no doubt had several challenges during the year under review and till date, some of which are highlighted below:
 - i. The major challenge faced in year 2022 was shortage of office accommodation. The General Administration Department allocated more office space for the Commission however, some were still not conducive for office use despite the minor renovation embarked upon by the Commission;
 - ii. Lack of ICT unit and equipment hindered the Commission from operating in line with international best practice. The ICT equipment needed are laptops, scanner, and photocopy machine etc;
 - iii. Lack of adequate and modern office furniture and equipment; the items in use are obsolete and in need of replacement;
 - iv. Short supply of adequate manpower to enhance the effectiveness and efficiency of the Commission;
 - v. Paucity of funds to implement advocacy programmes to enlighten the public on its activities;
 - vi. MDAs/LGAs/LCDAs and Tertiary Institutions did not respond promptly to call in the State a situation circulars;

- vii. Lack of utility vehicles to monitor capital project across the State (MDAs/LGAs/LCDAs & Tertiary Institutions). The Commission only has one utility vehicle.

GENERAL OBSERVATIONS

The following are the committee's observation about challenges affecting MDAs optimal performances with regards to revenue generation:

- (i) that there were no utility vehicles to carry out official assignment in most MDAs;
- (ii) that some MDAs complained that their budgetary targets were high at budget planning stage which resulted in unrealistic budget actualisation;
- (iii) that devolution of the responsibilities of some Agencies to another greatly affected their IGR;
- (iv) that funds to execute necessary projects as reflected in the Budget Heads were difficult to access;.
- (v) that there were no working tools/equipment in some technical offices;
- (vi) that Capital votes were not maximally accessed due to lack of approval and non-release of funds;
- (vii) that there were no provisions for some of the approved budget under some MDAs IGR;
- (viii) that some of the revenue Heads were not clearly defined in the revenue generated;
- (ix) that given Direct labour jobs instead of contracts affected revenue generation for State contractors cannot pay revenue on such directed contracts;
- (x) that there were revenue leakages in some MDAs due to inadequate personnel's and other logistics such as vehicles and required materials;
- (xi) that the political office holders have taken over MDAs activities that were to bring Revenue to MDAs;
- (xii) that many MDAs did not access their capitals votes due to lack of approval for such capital projects and or non-release of fund;

- (xiii) that some MDAs were yet to revalidate various requests for funds approved under the past administration;
- (xiv) Budgetary target/provision should be a mutual agreement between the Ministry of Budget and MDAs.
- (xv) One of the Commission's challenges is that its circulars did not receive 100% response from MDAs, LGAs and stakeholders.
- (xvi) that there were lack of adequate man power and brain-drain at EKSUTH due to low income compared to other Health Institutions across the Nation Larger percentages of qualified Nurses and Doctors have migrated to other Health Institutions within and outside in the country;
- (xvii) that subventions has not been able to cater for tertiary institutions' needs in the State;
- (xviii) Primary Health Care facilities were fraught with a lot of infractions due to the structural design of the facilities which did not make them accountable LGAs/LCDAs but to Primary Health Care Development Agency (PHCDA);
- (xix) that security personnels were needed for protecting the Revenue Collection officers at some Agencies and LGAs/LCDAs level;
- (xx) consumables for patients in some Hospital Management (HMB) facilities were gotten on credit due to lack of funds to procure drugs. This does not give enough opportunities for revenue generation;
- (xxi) that roads to some areas were not accessible, thereby hampering revenue collection by revenue officers
- (xxii) State printing press had been abandoned due to non-patronage by the State Government. The printing press promised to generate more revenue if the necessary patronage and funding is accorded her;
- (xxiii) that BIR needed more tax stations to function effectively. It was also noted that the BIR does not have adequate vehicles to aid their performance;
- (xxiv) that the menace of land grabbers in some Government lands in the State had been hindering revenue performance at Bureau of lands. The State Government should take immediate action to check this trend;

- (xxv) that College of Health Sciences & Technology lacked Government support on the issue of course accreditation. This does not encourage admission of students to study some courses;
- (xxvi) that Bureau of Statistics underperformed due to lack of open data platform which could be used to generate revenue for the State Government;
- (xxvii) that the automation of Hospitals Management facilities was full of infractions;
- (xxviii) that loans had been difficult to retrieve from Creditors who obtained loans from Microfinance Banks;
- (xxix) that Primary Health Care facilities in LGAs/LCDAs had not been contributing to the development of their LG despite the latter's financial contribution to it;
- (xxx) All equipment/working tools at Agricultural Development Programme (ADP) Ikole-Ekiti were obsolete and there has not been any special support for the programme, this has been a great hindrance to revenue generation;
- (xxxi) that Forestry Commission had shortage of forestry guards to adequately monitor Government Plantains; which could automatically boost IGR. Leakages in IGR exist a lot due to this problems.

RECOMMENDATIONS

Fiscal Responsibility Commission thereafter recommended that:

- (i) Revenue generation is optimal and necessary for the achievement of 6 points agenda of the current administration;
- (ii) Budgetary target/provision should be a mutual agreement between the Ministry of Budget and individual MDA;
- (iii) All MDAs must be proactive in accessing their capital votes in the year 2023 Approved Budget;
- (iv) All pressing issues that have been affecting revenue performances of MDAs should be put down and forwarded to appropriate quarters for Mr. Governor's attention;
- (v) Project description in the revenue list should be clearly defined;
- (vi) State Government should acquire more lands to construct modern multiple Hall for lease/rentage to generate more income to the State;
- (vii) Budgetary target/provision should be a mutual task between the Ministry of Budget and MDAs;
- (viii) MDAs that generate Revenue should review their rates and charges to meet current economic realities;

- (ix) MDAs multipurpose Hall given out free of charge should be commercialized by the State Government;
- (x) Communities should be properly sensitised on the significance of revenue;
- (xi) All LGAs/LCDAs should meet and take specific decisions on the issue of revenue generation in communities.
- (xii) Ekiti State Agricultural Development Programme (ADP) should collaborate with partners in other States, seek assistance of development partners;
- (xiii) Office of the surveyor general needs to produce the Ekiti State map for easy survey to generate more revenue for the State;
- (xiv) there is the need for proper planning by all MDAs/LCDAs in order to generate more revenue;
- (xv) Ministry of Justice should enlighten the public about their services to generate more revenue for the State;
- (xvi) Board for Technical and Vocational Education Hall should be commercialized for revenue generation purposes;
- (xvii) problem of land grabbers at the Bureau of lands should be tackled by the State Government;
- (xviii) there is the need for proper assessment of the automation standard of the HMB facilities across the State;
- (xix) Waste collection/payment should be mandatory for all households in the State;
- (xx) Waste management should utilize smaller trucks for easy accessibility of some interior areas of the State;
- (xxi) Boundary Commission to generate revenue through payment of demarcation fees and dispute settlement fees;
- (xxii) More lock-up shops should be built by LGAs/LCDAs and properly monitored to boost revenue in the State.

OBSERVATIONS ON LGAs /LCDAs PERFORMANCE

- (i) that there were no utility vehicles for revenue officers;
- (ii) that there was shortage of staffs at both LGAs/LCDAs due to the devolution of LGAs;
- (iii) that there was the challenge of insecurity which has disabled revenue officer from exploring interior parts of some of communities;
- (iv) that some communities have a negative disposition to revenue collection;
- (v) that government needs to invest more in LGAs;

- (vi) that State had encroached into revenue areas of LGAs, thereby reducing LGA's revenue generation e.g Tenement rate, signage and Mast fees;
- (vii) IGR often 'hijacked' by neighbouring communities in some LCDAs/LGAs with Boundary with other or neighbouring States;
- (viii) communal disputes in some communities in LCDAs make it impossible to obtain revenue;
- (ix) that they were unable to access capital votes despite concerted efforts;
- (x) that the budgetary provision quoted for some of the LGAs/LCDAs were low;
- (xi) political office holders has negative influence on budget implementation performance and percentage.

RECOMMENDATIONS ON (LGAs/LCDAs)

The Commission made the following recommendations:

- (i) that all LGAs/LCDAs should constitute a revenue generating committee that would comprise at least one representative of the Community Head with a popular/vocal individual as the Chairman;
- (ii) that communities in the State should be properly sensitized on the significance of revenue;
- (iii) that infrastructural development/capital projects must be executed as LGAs/LCDAs contributions to the communities to encourage revenue collection;
- (iv) that appropriate checks should be put in place to avoid leakages in revenue generation for instance, there should be proper monitoring of customized receipts used for rates collection;
- (v) that Ministry of Local Government needs to organize revenue performance workshop/seminar for career officers in LGAs/LCDAs and politicians;
- (vi) that appropriate plans to generate more revenue in year 2023 budget should be put in place;

- (vii) that Ministry of Local Government should expedite action and put in place policy guidelines in respect of the revenue of LGAs/LCDAs of the local communities;
- (viii) that there is urgent need to deploy infrastructural to monitored and regulate the financial activities of schedule MDAs, LGAs and other Agencies of Government in line with International best practices;
- (ix) All LCDAs/LCDAs should meet and take specific decisions on the issue of revenue generation in communities.

CHAPTER SEVEN

CONCLUSION

The Commission reviewed the fiscal activities of the State for year 2023 and therefore come up with the following recommendations:

- i. Continue effort to encourage investment in certain critical industries, and stimulation of local production to enhance the boost in State economy;
- ii. Revenue generating Agencies should improve their revenue efforts in the informal sector while expenditure should be directed towards sustenance of infrastructural development in a bid to accelerate economic growth;
- iii. Continuous training and retraining of members of staff in the Public Service of Ekiti State as a tool for promoting workers' productivity;
Acquisition of more skills, knowledge and abilities that would make officers in the public sector function effectively on their job and keep them abreast of international standard and best practices in the implementation of fiscal policy of Government;
- iv. The provision of modern office equipment which is germane to boosting timely delivery of service;
- v. Political office holders particular at the Local Government level should have the political will to transform the State into a better one through encouragement of tax payments by the citizens in their areas;
- vi. Strengthening accountability framework and monitoring mechanism in respect of revenue generating MDAs and LGAs to contribute to the efficiency of government in revenue generation;
- vii. However, despite a catalogue of challenges as indicated in the report, the Commission has a robust future outlook. In the years ahead, the Commission intends to execute the following plans;
- viii. Ensure quarterly and annual Revenue Collection Reports/returns on budget performance are produced and sent to FRC not later than 30 days after each

quarter and 30 days after the end of the year to boost the fiscal profile in the State.

- ii. Committed to continue collaboration with MDAs and LGAs particularly in the area of improved IGR for the achievement of a robust Public Financial Management in the State.
- iii. Continuous physical verification of capital projects to ensure that government gets value for money both at State and Local Government levels.
- iv. Regular and timely budget performance reconciliation exercise which will make MDAs and LGEAs to be better informed about the provision of FRL, its implication and expectations.
- v. Capacity building/training for all stakeholders and staff of the Commission.
- vi. Adequate publicity/sensitization on the activities of the Commission and its mandates.
- vii. Investigating violations of the provisions of the FRL, 2020 and reporting same to the Attorney General of the State for possible prosecution.
- viii. Establishment of ICT for the Commission in order to computerize the activities of the Commission and the development of its website.
- ix. Continuous efforts for technical and financial assistant from Development partners and other Donors.
- x. Building human capacity that would operate the tools to monitor hi-tech organizations, Revenue and project monitoring under ERGP, GIFMIS and zero-based Budgeting process management.

CHAPTER EIGHT

FUTURE PLANS

Looking ahead, the Commission intends to execute the following:

- i. Ensure quarterly and annual Revenue Collection Reports/returns on budget performance are produced and sent to FRC not later than 30days after each quarter and 30 days after the year to boost the fiscal profile of the State;
- ii. To continue collaboration with MDAs, LGAs and LCDAs particularly in the area of improved IGR for the achievement of a robust Public Financial Management in the State;
- iii. Continuous physical verification of capital projects to ensure that government gets value for money both at State and Local Government levels;
- iv. Regular and timely budget performance reconciliation exercise which will make MDAs, LGAs and LCDAs to be better informed about the provision of FRL, its implications expectations;
- v. Capacity building/training for all stakeholders and staff of the Commission;
- vi. Adequate publicity/sensitization on the activities of the Commission and its mandates;
- vii. Investigating violations of the provisions of the FRL, 2020 and reporting same to the Attorney General of the State for possible prosecution;
- viii. Establishment of ICT for the Commission in order to computerize the activities of the Commission ad the development of its website;
- ix. Continuous efforts for technical and financial assistance from Development partners and other Donors; and
- x. Building human capacity that would operate the tools to monitor hi-tech organizations, revenue and Project Monitoring under ERGP, GIFMIS and zero-based Budgeting process management.






...Ilẹ̀ Iyì, Ilẹ̀ Èyẹ

PILLARS OF THE ADMINISTRATION

ROADMAP TO KEEPING EKITI WORKING



YOUTH DEVELOPMENT & JOB CREATION




HUMAN CAPITAL DEVELOPMENT



AGRICULTURE & RURAL DEVELOPMENT



INFRASTRUCTURE & INDUSTRIALIZATION



ARTS, CULTURE & TOURISM



GOOD GOVERNANCE