



...Ile Iya, Ile Eye

EKITI STATE OF NIGERIA

OFFICE OF THE STATE  
ACCOUNTANT GENERAL


STATE JOINT LOCAL GOVERNMENT



ACCOUNTS & FINANCIAL  
STATEMENTS

for the

MID-YEAR ENDED 30TH JUNE, 2024



**EKITI STATE OF NIGERIA**

**OFFICE OF THE STATE  
ACCOUNTANT GENERAL**

**STATE JOINT LOCAL GOVERNMENT**

**ACCOUNTS & FINANCIAL  
STATEMENTS**  
*for the*

**MID-YEAR ENDED 30TH JUNE, 2024**

TABLE OF CONTENTS

	PAGES
Table of Contents.....	2-3
Reports of the Accountant-General.....	4-5
Audit Certificate.....	6
Statement Number 1: Sources and Application of Funds.....	7
Statement Number 2: Net Allocation to Local Govt. Councils.....	8
Statement Number 3: Gross Allocation to Local Govt. Councils.....	9
Statement Number 4: Analysis of Total Allocation to L.G.Cs.....	10
Note Number 1: Statutory allocation .....	11
Note Number 2: Value added Tax.....	12
0. Note Number 3: Exchange Rate Gains.....	13
1. Note Number 4: Augmentation Revenue .....	14
2. Note Number 5: Electronic Money Transfer .....	15
3. Note Number 6: Ecological Fund .....	16
4. Note Number 7: Salary Refund .....	17
5. Note Number 8: 10% IGR to Local Govt .....	18
6. Note Number 9: Ecological Fund Deductions .....	19
7. Note Number 10(a): Primary School Teachers' Salary & Allowance (By Months) .....	20
8. Note Number 10(b): Pry Sch Trs' Salary & Allowances (By LGCs) .....	21
9. Note Number 11(a): Local Govt. Workers' Salary and Allowance.....	22
0. Note Number 11(b): L.G Workers' Salary & Allowances (By LGCs) .....	23
1. Note Number 12(a): Political Office Holders' Salary (By Months) .....	24
2. Note Number 12(b): Political Office Holders' Salary (By LGCs) .....	25
3. Note Number 13(a): Traditional Councils' Allocation (By Months) .....	26
4. Note Number 13(b): Traditional Councils' Allocation (By LGCs) .....	27
5. Note Number 14: Pension & Gratuity .....	28
6. Note Number 14(b): Pension & Gratuity .....	29
7. Note Number 15(a): Agencies & Parastatals (By Months) .....	30
8. Note Number 15(b): Agencies & Parastatals (By Departments) .....	31

1. Note Number 15(c): Agencies & Parastatals (By LGAs).....	32
2. Note Number 16(a): Running Grants to Peace Corps (By Months) .....	33
3. Note Number 16(b): Running Grants to Peace Corps (By LGCs).....	34
4. Note Number 17(a): Capital Expenditure (By Months) .....	35
5. Note Number 17(b): Capital Expenditure (By LGCs) .....	36
6. Note Number 18: Fund Transfer Charges .....	37
7. Note Number 19(a): Bail Out Repayment .....	38
8. Note Number 19(b): Bail Out Repayment .....	39
9. Note Number 20: Other Releases to Local Governments .....	40
10. Note Number 20(b): Other Allocations to Local Governments .....	41
11. Note Number 21: Security Fund .....	42
12. Note Number 22: Special Security Fund .....	43
13. Note Number 23(a): Security and House Grants .....	44
14. Note Number 23(b): Security and House Grants .....	45
15. Note Number 24: Provision for Leave Bonus .....	46
16. Note Number 29: Reserve Funds .....	47
17. Note Number 30: Purchase of Vehicle .....	48
18. Note Number 30(b): Purchase of Vehicle .....	49
19. Note Number 31(a): Net Distributable Fund (By Months) .....	50
20. Note Number 31(b): Net Distributable Fund (By LGCs) .....	51
21. Annexure I: Bases of Allocation.....	52-54
22. Annexure II: Components of Sources and Application of Funds.....	55-56
23. Annexure III: Four-year Financial Summary.....	57
24. Annexure IV: Bar Charts showing Components of Sources of Funds.....	58
25. Annexure V: Bar Chart of Components of Application of Funds.....	59
26. Annexure VI: Statement of Outstanding Liabilities .....	60
27. Annexure VII: Sharing Formulae.....	61

**EKITI STATE OF NIGERIA**  
**OFFICE OF THE ACCOUNTANT-GENERAL**  
**ACCOUNTS AND FINANCIAL STATEMENTS**  
**FOR THE MID-YEAR ENDED 30TH JUNE, 2024**

**REPORT OF THE ACCOUNTANT-GENERAL**

These financial Statements have been prepared in accordance with the provisions of the Finance (Control and Management) Act cap 144 LFN and Ekiti State Joint Local Government Accounts and Financial Statements of Funds to Local Governments Law, 2021 as amended. The Financial Statements were prepared on cash basis of accounting and comply with the generally accepted accounting practice.

To fulfill accounting reporting responsibilities, the Accountant-General is responsible for establishing and maintaining an adequate system of internal controls designed to provide reasonable assurance that the transactions recorded are within statutory authority and properly record the use of all public financial resources by the State Joint Local Governments Accounts and Allocation Committee (JAAC). Responsibility for the allocation of funds and objectivity of the Financial Statements rest entirely with the JAAC.

Therefore, these Financial Statements reflect the financial position of the State Joint Local Governments Accounts Allocation Committee and its operations as at 30th June, 2024.

## **RESPONSIBILITY FOR FINANCIAL STATEMENTS**

I accept responsibility for the integrity of these Financial Statements, the information contained therein and their compliance with the Finance (Control and Management) Act 1958 as amended, the Monitoring of Revenue Allocation to Local Governments Acts 2005 and Ekiti State Joint Local Governments Accounts and Allocation of Funds to Local Governments Law, 2021 as amended.

In my view, these Financial Statements fairly reflect the financial position of Ekiti State Joint Local Governments Accounts Allocation Committee, for the Mid-Year ended 30th June, 2024 and its operations as at that date.

.....  
Olayinka O. T (Mrs) FCA.

**Accountant-General**


Dated this 11 day of October 2024

## AUDIT CERTIFICATE

I have examined the Statements of Receipts and Payments of Ekiti State Joint Local Governments Accounts and Allocation of Funds as at 30th June, 2024 prepared and submitted by the State Accountant-General in accordance with Section 316 (1) of the Constitution of the Federal Republic of Nigeria, 1999 (as amended), and section 27(2) of Ekiti State Audit Service Commission Law, 2021 (as amended).

The Audit was conducted in accordance with the International Standards of Supreme Audit Institutions (ISSAIs) and I have obtained appropriate information and explanations as I required for the audit.

In my opinion, the Financial Statements give a true and fair view of the State of affairs of Ekiti State Joint Local Governments Accounts and Allocation of Funds as at 30<sup>th</sup> June, 2024.

 30/9/24

**Oke Iyadunni Victoria, Ph.D, FCNA, CFIP, FRC**

**FRC/2014/ANAN/00000010298**

**Auditor-General for Local Governments,  
Ekiti State.**

**EKITI STATE OF NIGERIA**  
**OFFICE OF THE STATE ACCOUNTANT-GENERAL**

**STATE JOINT LOCAL GOVERNMENTS ACCOUNT**  
**AND FINANCIAL STATEMENTS**

**STATEMENT 1**  
**SOURCES AND APPLICATION OF FUNDS**  
**FOR THE MID-YEAR ENDED 30TH JUNE, 2024**

		<b>MID-YEAR ENDED</b>	
		<b>30/06/2024</b>	<b>30/06/2023</b>
		N	N
<b>SOURCES</b>			
Statutory Allocation	1	4,883,900,190.04	9,489,879,508.06
Value Added Tax	2	15,587,320,067.32	7,574,375,131.92
Exchange Rate Gains	3	7,520,045,605.30	79,828,106.25
Equalization Fund		-	524,060,152.02
Augmentation Revenue	4	2,149,865,161.24	578,063,459.08
Non Oil Revenue		-	492,524,416.03
Electronic Money Transfer	5	590,651,445.72	1,038,467,470.70
Sure P		-	2,823,787,439.17
Refunds		-	1,500,000.00
Ecological Fund	6	438,622,326.56	265,473,929.41
Judgment Debt Refunds		-	-
Excess Bank Charges Refund		-	-
Total Federal Allocation (a)		<u>31,170,404,796.18</u>	<u>22,867,959,612.64</u>
Salary Refund	7	49,000,000.00	-
Other Incomes		-	-
10% IGR to the LGs	8	716,764,295.81	339,131,388.91
Balance B/F		-	<u>3,073,143,872.20</u>
Local Augmentation (b)		<u>765,764,295.81</u>	<u>3,412,275,261.11</u>
Judgment Debt Deductions		-	-
Software Book Deductions		-	-
Primary Health Care Deductions		-	-
Ecological Fund Deductions	9	143,511,215.53	276,404,257.51
Total Deduction (c)		<u>143,511,215.53</u>	<u>276,404,257.51</u>
Grand-total (a+b-c)		<u>31,792,657,876.46</u>	<u>26,003,830,616.24</u>
<b>APPLICATION</b>			
<b>(A) First Line Charges</b>			
Primary Education Fund	10	6,695,322,216.07	3,832,669,903.06
Local Govt. Workers' Emoluments	11	10,775,770,634.04	5,801,298,047.30
Political Office Holders	12	1,013,974,670.26	675,386,256.25
Traditional Councils' Allocation	13	608,466,945.22	397,775,800.43
Pension/Gratuity	14	4,611,539,820.30	3,370,368,218.38
Agencies & Parastatals	15	229,134,781.07	137,777,502.61
Running Grants to Peace Corps	16	115,200,000.00	115,200,000.00
Capital Expenditure	17	1,505,452,961.71	30,000,000.00
NEFT Charges	18	600,000.00	600,000.00
Sub - Total		<u>25,555,462,028.67</u>	<u>14,361,075,728.03</u>
<b>(B) Other First Line Items</b>			
Bail-out Repayment	19	47,184,729.72	47,184,729.72
Other Releases	20	1,243,453,395.00	45,576,933.61
Security Fund	21	229,774,000.00	67,200,000.00
Security Intervention Funds	22	1,473,600,000.00	-
Security Fund and House Grants	23	356,502,000.00	201,515,000.00
Provision for Leave Bonus	24	240,000,000.00	120,000,000.00
Ecological Fund Reserves	25	438,622,326.56	-
Purchase of Vehicle for chairmen	26	718,559,396.51	-
		<u>4,747,695,847.79</u>	<u>313,692,285.00</u>
Sub-total (A+B)		30,303,157,876.46	15,156,244,676.36
Net Distributable Funds	27	1,489,500,000.00	402,500,000.00
Balance c/f		-	-
Total Disbursement		<u>31,792,657,876.46</u>	<u>15,558,744,676.36</u>



**EKITI STATE OF NIGERIA**  
**OFFICE OF THE STATE ACCOUNTANT-GENERAL**  
**STATE JOINT LOCAL GOVERNMENT ACCOUNT**  
**AND FINANCIAL STATEMENTS**

**STATEMENT 2**

**NET DISTRIBUTABLE TO LOCAL GOVERNMENT COUNCILS**  
**(AFTER FIRST LINE CHARGES)**  
**FOR THE**  
**MID-YEAR ENDED 30TH JUNE, 2024**

<b><u>S/NO</u></b>	<b><u>LOCAL GOVERNMENT COUNCILS</u></b>	<b><u>NET ALLOCATION</u></b>	<b><u>NET ALLOCATION</u></b>
		<b><u>MID-YEAR ENDED</u></b> <b><u>30/06/2024</u></b> <b><u>N</u></b>	<b><u>MID-YEAR ENDED</u></b> <b><u>30/06/2023</u></b> <b><u>N</u></b>
1	ADO-EKITI	120,854,214.88	67,303,505.36
2	AYEKIRE	91,961,891.06	51,213,419.69
3	EFON	87,684,370.03	48,831,275.55
4	EKITI EAST	90,538,872.36	50,420,943.02
5	EKITI SOUTH WEST	95,898,309.22	53,405,604.23
6	EKITI WEST	97,759,528.97	54,442,114.32
7	EMURE	80,554,458.91	44,860,640.26
8	IDO/OSI	99,236,649.28	55,264,720.09
9	IJERO	106,179,270.32	59,131,053.87
10	IKERE	92,717,820.07	51,634,395.27
11	IKOLE	99,362,432.05	55,334,768.30
12	ILEJEMEJE	69,728,608.56	38,831,742.73
13	IREPODUN/IFELODUN	88,376,306.19	49,216,613.62
14	ISE/ORUN	86,240,881.89	48,027,399.48
15	MOBA	92,494,509.03	51,510,033.73
16	OYE	89,911,877.18	50,071,770.47
		<b><u>1,489,500,000.00</u></b>	<b><u>829,500,000.00</u></b>

**EKITI STATE OF NIGERIA**  
**OFFICE OF THE STATE ACCOUNTANT-GENERAL**

**STATE JOINT LOCAL GOVERNMENTS ACCOUNT**

**AND FINANCIAL STATEMENTS**

**STATEMENT 2**

**SUMMARY OF GROSS ALLOCATION TO LOCAL GOVERNMENT COUNCILS**  
**FOR THE**  
**MID-YEAR ENDED 30TH JUNE, 2024**

<b><u>SNO</u></b>	<b><u>LOCAL GOVERNMENT COUNCILS</u></b>	<b><u>GROSS ALLOCATION</u></b>	<b><u>GROSS ALLOCATION</u></b>
		<b><u>MID-YEAR ENDED</u></b> <b><u>30/06/2024</u></b> <b><u>N</u></b>	<b><u>MID-YEAR ENDED</u></b> <b><u>30/06/2023</u></b> <b><u>N</u></b>
1	ADO-EKITI	3,317,325,198.37	2,619,731,420.79
2	AYEKIRE	1,896,983,272.85	1,532,968,673.90
3	EFON	1,538,648,155.79	1,305,786,253.08
4	EKITI EAST	1,836,830,740.83	1,534,063,581.13
5	EKITI SOUTH WEST	2,183,589,079.08	1,756,322,223.88
6	EKITI WEST	2,212,632,531.87	1,834,324,935.07
7	EMURE	1,467,994,111.10	1,235,762,104.45
8	IDO/OSI	2,092,813,967.27	1,714,591,673.22
9	IJERO	2,084,657,975.63	1,719,293,762.10
10	IKERE	2,380,817,125.58	1,875,099,472.07
11	IKOLE	2,061,268,019.56	1,686,494,512.82
12	ILEJEMEJE	1,206,377,238.45	1,047,888,975.98
13	IREPODUN/IFELODUN	2,251,433,845.48	1,761,723,418.03
14	ISE/ORUN	1,610,747,546.51	1,370,367,659.40
15	MOBA	1,733,329,125.57	1,449,991,472.55
16	OYE	1,917,209,942.52	1,559,420,477.77
		<b><u>31,792,657,876.46</u></b>	<b><u>26,003,830,616.24</u></b>

**EXITI STATE OF NIGERIA**  
**OFFICE OF THE STATE ACCOUNTANT-GENERAL**

**STATE JOINT LOCAL GOVERNMENTS**  
**REPORT AND FINANCIAL STATEMENTS**  
**FOR THE MID-YEAR ENDED 30TH JUNE, 2024**  
**STATEMENTS 1**

**ANALYSIS OF TOTAL ALLOCATION TO THE LOCAL GOVERNMENT COUNCILS**

S/N	LOCAL GOVERNMENT	C	D	E	F	G	H	I	J	K	L	M	N	O	P	Q	R	S	
																			FINANCIAL EDUCATION
1	ADAMI	1,094,124,287.24	1,079,004,296.27	110,080,252.87	48,268,449.44	374,158,528.24	18,591,409.24	25,843,273.43	3,828,448.11	122,148,997.23	48,682.46	101,297,211.25	120,854,214.48	25,588,692.13	58,208,088.46	1,484,499,798.77	18,672,823.28	3,217,208,798.48	1
2	AKURE	218,894,794.20	794,512,427.47	54,110,719.40	27,268,614.99	284,718,967.23	14,146,808.16	21,286,271.61	2,913,190.31	92,946,628.64	27,044.06	76,782,726.74	91,961,891.06	27,080,288.87	44,963,594.46	112,990,696.27	14,271,682.88	1,296,490,272.48	2
3	AKURE	282,110,828.47	462,798,261.82	58,860,719.54	22,815,429.88	271,473,624.76	13,488,780.75	20,726,410.20	2,777,686.00	88,622,494.16	25,320.99	73,172,412.82	87,664,370.02	20,820,261.82	42,200,288.06	127,798,088.28	14,128,287.28	1,028,484,188.79	3
4	AKURE	278,472,209.42	298,632,841.24	54,110,719.40	28,082,208.42	280,211,282.62	13,927,898.42	21,164,753.18	2,868,111.60	91,508,649.01	26,470.84	75,520,628.87	90,528,872.26	26,461,244.71	48,677,447.12	111,248,278.86	14,288,287.26	1,028,484,188.79	4
5	AKURE	282,681,822.08	868,898,814.42	47,288,412.20	28,174,828.18	298,908,244.21	14,782,258.47	21,943,513.23	3,027,689.09	96,282,408.94	28,629.72	85,012,949.82	92,898,209.22	28,229,771.02	46,282,927.86	117,807,249.87	14,680,287.26	1,028,484,188.79	5
6	AKURE	88,228,827.79	708,447,878.17	68,528,028.78	29,825,174.12	202,646,640.22	18,028,878.22	22,280,629.75	3,096,449.22	98,808,560.88	29,279.47	81,264,991.01	97,789,528.87	28,787,284.26	47,180,211.11	120,114,671.02	18,787,284.26	1,028,484,188.79	6
7	AKURE	229,818,720.61	479,628,020.20	40,918,124.24	42,928,821.51	249,298,121.02	12,281,962.61	18,428,522.58	2,581,822.01	81,417,218.70	22,448.92	67,233,624.12	80,204,488.61	22,721,277.20	28,890,281.28	98,794,798.76	14,271,277.20	1,028,484,188.79	7
8	AKURE	418,628,423.20	752,822,494.11	23,280,824.24	40,528,582.98	207,228,822.20	18,280,824.24	22,528,494.02	3,142,441.81	100,299,201.25	28,874.48	82,794,124.61	99,298,448.28	28,222,822.16	47,872,284.24	122,828,284.24	14,271,277.20	1,028,484,188.79	8
9	AKURE	278,467,442.24	471,428,482.24	47,128,048.24	42,378,872.24	228,724,428.88	18,222,812.20	22,879,480.12	3,282,871.78	107,218,480.01	42,871.11	88,878,629.14	108,179,270.21	31,287,284.24	41,222,822.24	120,484,188.79	14,271,277.20	1,028,484,188.79	9
10	AKURE	828,081,498.02	940,298,247.82	24,110,719.40	27,872,815.14	287,087,247.74	14,282,082.28	21,922,822.11	2,917,128.81	84,710,822.88	27,248.87	77,248,284.21	84,717,280.08	27,287,128.81	44,728,627.86	118,872,484.02	14,288,287.26	1,028,484,188.79	10
11	AKURE	428,947,284.86	660,898,240.24	47,128,048.24	40,588,498.77	207,628,278.72	18,280,228.20	22,827,897.28	3,147,428.29	100,428,421.20	40,028.12	82,898,898.22	94,282,422.09	29,287,272.12	47,282,872.82	128,828,284.24	14,271,277.20	1,028,484,188.79	11
12	AKURE	188,480,128.78	207,118,221.41	28,087,228.24	28,484,428.42	218,882,020.78	18,728,582.74	17,288,428.77	2,208,878.19	70,478,421.46	28,088.08	68,218,881.08	69,728,428.24	20,222,418.88	28,888,222.22	88,872,284.24	14,271,277.20	1,028,484,188.79	12
13	AKURE	222,484,278.12	860,117,481.98	78,747,228.48	28,120,088.88	273,618,881.24	13,898,222.61	20,822,120.20	2,798,428.22	88,222,441.12	20,288.72	73,748,688.48	84,278,228.12	28,028,228.48	42,822,128.48	128,828,284.24	14,271,277.20	1,028,484,188.79	13
14	AKURE	212,228,881.24	488,298,287.20	28,880,218.24	22,228,728.88	207,108,428.12	13,888,728.12	20,822,120.20	2,712,088.28	87,184,488.88	24,728.22	71,872,278.77	80,228,881.24	28,228,888.72	42,822,128.48	128,828,284.24	14,271,277.20	1,028,484,188.79	14
15	AKURE	207,228,428.48	248,298,028.82	24,110,719.40	27,798,281.82	208,288,888.24	14,228,780.27	21,488,428.24	2,810,082.71	84,488,121.10	27,288.61	77,128,280.20	84,488,428.48	27,227,428.20	44,822,128.48	118,822,128.48	14,271,277.20	1,028,484,188.79	15
16	AKURE	402,484,284.24	528,021,112.80	47,128,048.24	28,272,278.80	278,270,888.48	18,822,488.88	21,020,021.22	2,848,288.20	90,872,828.20	28,228.22	78,028,428.22	88,228,428.24	28,428,284.24	48,228,284.24	128,828,284.24	14,271,277.20	1,028,484,188.79	16
17	AKURE	8,888,228,272.22	19,728,728,828.28	1,812,872,872.28	488,488,488.22	4,812,828,828.22	228,128,272.22	248,872,828.22	47,184,728.12	1,888,488,272.22	888,288.22	1,288,488,272.22	1,888,888,888.22	428,128,284.24	728,888,284.24	3,288,488,284.24	288,888,284.24	31,788,272,284.24	17

**EKITI STATE OF NIGERIA**  
**OFFICE OF THE STATE ACCOUNTANT-GENERAL**  
**NOTES TO FINANCIAL STATEMENTS**  
**FOR THE MID-YEAR ENDED 30TH JUNE, 2024**

**NOTE 1**

**STATUTORY ALLOCATION**

<b>MONTH</b>	<b>AMOUNT</b>
	<b>N</b>
January	1,203,586,028.72
February	1,501,685,769.36
March	50,930,223.33
April	928,067,133.06
May	776,959,062.94
June	422,671,972.63
July	-
August	-
September	-
October	-
November	-
December	-
<b>TOTAL</b>	<b><u>4,883,900,190.04</u></b>

**ENITI STATE OF NIGERIA**  
**OFFICE OF THE STATE ACCOUNTANT GENERAL**  
**NOTES TO FINANCIAL STATEMENTS**  
**FOR THE MID-YEAR ENDED 30TH JUNE, 2024**

**NOTE 3**

**VALUE ADDED TAX**

<b>MONTH</b>	<b>AMOUNT</b>
	<b>N</b>
January	2,537,973,606.50
February	2,238,554,674.85
March	2,444,497,312.47
April	2,922,046,346.78
May	2,748,819,408.82
June	2,695,428,717.90
July	-
August	-
September	-
October	-
November	-
December	-
<b>TOTAL</b>	<b><u>15,587,320,067.32</u></b>

**EKITI STATE OF NIGERIA**  
**OFFICE OF THE STATE ACCOUNTANT GENERAL**  
**NOTES TO FINANCIAL STATEMENTS**  
**FOR THE MID-YEAR ENDED 30TH JUNE, 2024**

**NOTE 3**

**EXCHANGE RATE GAINS**

<b>MONTH</b>	<b>AMOUNT</b>
	<b>N</b>
January	932,728,121.47
February	870,043,877.70
March	1,872,989,440.70
April	894,139,132.80
May	1,382,837,887.10
June	1,567,307,145.53
July	-
August	-
September	-
October	-
November	-
December	-
<b>TOTAL</b>	<b><u>7,520,045,605.30</u></b>

**EKITI STATE OF NIGERIA**  
**OFFICE OF THE STATE ACCOUNTANT-GENERAL**  
**NOTES TO FINANCIAL STATEMENTS**  
**FOR THE MID-YEAR ENDED 30TH JUNE, 2024**

**NOTE 4**

**AUGMENTATION REVENUE**

<b>MONTH</b>	<b>AMOUNT</b>
	<b>N</b>
January	-
February	-
March	-
April	-
May	2,100,418,342.48
June	49,446,818.76
July	-
August	-
September	-
October	-
November	-
December	-
<b>TOTAL</b>	<b><u>2,149,865,161.24</u></b>

**EKITI STATE OF NIGERIA**  
**OFFICE OF THE STATE ACCOUNTANT-GENERAL**  
**NOTES TO FINANCIAL STATEMENTS**  
**FOR THE MID-YEAR ENDED 30TH JUNE, 2024**

**NOTE 5**

**ELECTRONIC MONEY TRANSFER**

<b>MONTH</b>	<b>AMOUNT</b>
	<b>N</b>
January	110,339,613.42
February	96,417,499.54
March	91,917,744.74
April	89,810,632.06
May	110,023,058.87
June	92,142,897.09
July	-
August	-
September	-
October	-
November	-
December	-
<b>TOTAL</b>	<b><u>590,651,445.72</u></b>



**EKITI STATE OF NIGERIA**  
**OFFICE OF THE STATE ACCOUNTANT-GENERAL**  
**NOTES TO FINANCIAL STATEMENTS**  
**FOR THE MID-YEAR ENDED 30TH JUNE, 2024**

**NOTE 6**

**ECOLOGICAL FUND**

<b>MONTH</b>	<b>AMOUNT</b>
	<b>N</b>
January	70,771,138.51
February	63,037,747.39
March	69,840,036.80
April	57,673,087.78
May	53,855,255.53
June	123,445,060.55
July	-
August	-
September	-
October	-
November	-
December	-
<b>TOTAL</b>	<b><u>438,622,326.56</u></b>

**EKITI STATE OF NIGERIA**  
**OFFICE OF THE STATE ACCOUNTANT-GENERAL**  
**NOTES TO FINANCIAL STATEMENTS**  
**FOR THE MID-YEAR ENDED 30TH JUNE, 2024**

**NOTE 7**

**SALARY REFUNDS**

<b>MONTH</b>	<b>AMOUNT</b>
	<b>N</b>
January	-
February	-
March	30,000,000.00
April	-
May	-
June	19,000,000.00
July	-
August	-
September	-
October	-
November	-
December	-
<b>TOTAL</b>	<b><u>49,000,000.00</u></b>

**EKITI STATE OF NIGERIA**  
**OFFICE OF THE STATE ACCOUNTANT GENERAL**  
**NOTES TO FINANCIAL STATEMENTS**  
**FOR THE MID-YEAR ENDED 30TH JUNE, 2024**

**NOTE 8**

**10% IGR to LGAs**

<b>MONTH</b>	<b>AMOUNT</b>
	<b>N</b>
January	103,754,591.79
February	106,988,174.01
March	123,007,122.36
April	126,813,852.60
May	126,498,960.32
June	129,701,594.73
July	-
August	-
September	-
October	-
November	-
December	-
<b>TOTAL</b>	<b><u>716,764,295.81</u></b>

**EKITI STATE OF NIGERIA**  
**OFFICE OF THE STATE ACCOUNTANT-GENERAL**  
**NOTES TO FINANCIAL STATEMENTS**  
**FOR THE MID-YEAR ENDED 30TH JUNE, 2024**

**NOTE 9**

**ECOLOGICAL FUND DEDUCTIONS**

<b>MONTH</b>	<b>AMOUNT</b>
	<b>N</b>
January	35,055,903.75
February	43,738,420.47
March	2,745,100.09
April	27,031,081.55
May	22,629,875.52
June	12,310,834.15
July	-
August	-
September	-
October	-
November	-
December	-
<b>TOTAL</b>	<b><u>143,511,215.53</u></b>

**EKITI STATE OF NIGERIA**  
**OFFICE OF THE STATE ACCOUNTANT-GENERAL**  
**NOTES TO FINANCIAL STATEMENTS**  
**FOR THE MID-YEAR ENDED 30TH JUNE, 2024**

**NOTE 10(a)**

**PRIMARY EDUCATION FUND**

<b>MONTH</b>	<b>AMOUNT</b>
	<b>N</b>
January	937,434,677.90
February	1,104,857,692.78
March	961,603,752.66
April	956,874,278.98
May	1,678,470,675.88
June	1,056,081,137.87
July	-
August	-
September	-
October	-
November	-
December	-
<b>TOTAL</b>	<b><u>6,695,322,216.07</u></b>

**EKITI STATE OF NIGERIA**  
**OFFICE OF THE STATE ACCOUNTANT-GENERAL**  
**NOTES TO FINANCIAL STATEMENTS**  
**FOR THE MID-YEAR ENDED 30TH JUNE,2024**

**NOTE 10(b)**

**PRIMARY EDUCATION FUND**  
**(BY LOCAL GOVERNMENT COUNCILS)**

<b>S/NO</b>	<b>LOCAL GOVT COUNCILS</b>	<b>TOTAL</b>
		<b>N</b>
1	ADO-EKITI	1,054,134,297.28
2	AYEKIRE	316,694,748.05
3	EFON	255,210,856.87
4	EKITI EAST	376,972,806.42
5	EKITI SOUTH WEST	392,881,832.08
6	EKITI WEST	561,256,537.78
7	EMURE	229,816,723.61
8	IDO/OSI	418,628,433.20
9	IJERO	376,467,443.24
10	IKERE	558,051,996.00
11	IKOLE	425,997,208.86
12	ILEJEMEJE	185,400,135.75
13	IREPODUN/IFELODUN	521,454,573.15
14	ISE/ORUN	313,334,881.62
15	MOBA	307,528,658.66
16	OYE	401,491,083.50
	<b>TOTAL</b>	<b><u>6,695,322,216.07</u></b>

**EKITI STATE OF NIGERIA**  
**OFFICE OF THE STATE ACCOUNTANT-GENERAL**  
**NOTES TO FINANCIAL STATEMENTS**  
**FOR THE MID-YEAR ENDED 30TH JUNE, 2024**

**NOTE 11(a)**

**LOCAL GOVERNMENT WORKERS' EMOLUMENTS**

<b>MONTH</b>	<b>AMOUNT</b>
	<b>N</b>
January	1,498,655,875.75
February	1,783,251,673.10
March	1,552,692,115.16
April	1,523,731,052.21
May	2,615,544,970.12
June	1,801,894,947.70
July	-
August	-
September	-
October	-
November	-
December	-
<b>TOTAL</b>	<b><u>10,775,770,634.04</u></b>

**EKITI STATE OF NIGERIA**  
**OFFICE OF THE STATE ACCOUNTANT-GENERAL**  
**NOTES TO FINANCIAL STATEMENTS**  
**FOR THE MID-YEAR ENDED 30TH JUNE,2024**

**NOTE 11(b)**

**L.G WORKERS' WORKERS' EMOLUMENTS**  
**(BY LOCAL GOVERNMENT COUNCILS)**

S/NO	LOCAL GOVT. COUNCILS	TOTAL  N
1	ADO-EKITI	1,036,100,213.01
2	AYEKIRE	674,910,047.48
3	EFON	434,562,855.16
4	EKITI EAST	567,538,244.28
5	EKITI SOUTH WEST	836,026,265.05
6	EKITI WEST	676,978,286.01
7	EMURE	450,675,383.22
8	IDO/OSI	700,907,792.32
9	IJERO	639,276,378.46
10	IKERE	910,449,627.32
11	IKOLE	628,913,557.91
12	ILEJEMEJE	334,672,939.82
13	IREPODUN/IFELODUN	831,868,514.69
14	ISE/ORUN	461,784,852.67
15	MOBA	515,534,250.10
16	OYE	596,087,651.86
17	L.G Service Comm	278,516,388.03
18	Loans Board	39,409,261.40
19	PENCOM	59,219,564.23
20	Training School	49,391,720.80
21	PHCDA(LG)	52,946,840.22
	<b>TOTAL</b>	<b><u>10,775,770,634.04</u></b>



**EKITI STATE OF NIGERIA**  
**OFFICE OF THE STATE ACCOUNTANT-GENERAL**  
**NOTES TO FINANCIAL STATEMENTS**  
**FOR THE MID-YEAR ENDED 30TH JUNE, 2024**

**NOTE 12(a)**

**POLITICAL OFFICE HOLDERS' SALARY**

<b>MONTH</b>	<b>AMOUNT</b>
	<b>N</b>
January	340,637,274.68
February	198,475,712.68
March	79,594,383.68
April	103,853,131.94
May	150,852,764.40
June	140,561,402.88
July	-
August	-
September	-
October	-
November	-
December	-
<b>TOTAL</b>	<b><u>1,013,974,670.26</u></b>

**EKITI STATE OF NIGERIA**  
**OFFICE OF THE STATE ACCOUNTANT-GENERAL**  
**NOTES TO FINANCIAL STATEMENTS**  
**FOR THE MID-YEAR ENDED 30TH JUNE, 2024**

**NOTE 12(b)**

**POLITICAL OFFICE HOLDERS' SALARY**  
**(BY LOCAL GOVERNMENT COUNCILS)**

S/NO	LOCAL GOVT. COUNCILS	TOTAL
		N
1	ADO-EKITI	110,083,252.67
2	AYEKIRE	54,110,710.40
3	EFON	36,860,719.54
4	EKITI EAST	54,110,710.40
5	EKITI SOUTH WEST	67,289,412.20
6	EKITI WEST	69,926,058.76
7	EMURE	40,918,194.54
8	IDO/OSI	55,250,824.54
9	IJERO	87,176,049.59
10	IKERE	54,110,710.40
11	IKOLE	87,176,049.59
12	ILEJEMEJE	39,067,238.56
13	IREPODUN/IFELODUN	79,747,259.48
14	ISE/ORUN	36,860,719.54
15	MOBA	54,110,710.40
16	OYE	87,176,049.65
	<b>TOTAL</b>	<b><u>1,013,974,670.26</u></b>

**EKITI STATE OF NIGERIA**  
**OFFICE OF THE STATE ACCOUNTANT-GENERAL**  
**NOTES TO FINANCIAL STATEMENTS**  
**FOR THE MID-YEAR ENDED 30TH JUNE, 2024**

**NOTE 13(a)**

**TRADITIONAL COUNCILS' ALLOCATION AND CHIEFTANCY AFFAIRS**

<b>MONTH</b>	<b>AMOUNT</b>
	<b>N</b>
January	101,168,530.13
February	101,457,947.35
March	100,048,185.12
April	100,901,036.05
May	104,480,885.43
June	100,410,361.14
July	-
August	-
September	-
October	-
November	-
December	-
<b>TOTAL</b>	<b><u>608,466,945.22</u></b>

**EKITI STATE OF NIGERIA**  
**OFFICE OF THE STATE ACCOUNTANT-GENERAL**  
**NOTES TO FINANCIAL STATEMENTS**  
**FOR THE MID-YEAR ENDED 30TH JUNE, 2024**

**NOTE 13(b)**

**TRADITIONAL COUNCILS' ALLOCATION**  
**(BY LOCAL GOVERNMENT COUNCILS)**

S/NO	LOCAL GOVT. COUNCILS	TOTAL  N
1	ADO-EKITI	49,369,449.44
2	AYEKIRE	37,566,814.99
3	EFON	35,819,429.86
4	EKITI EAST	36,985,505.93
5	EKITI SOUTH WEST	39,174,858.18
6	EKITI WEST	39,935,174.19
7	EMURE	32,906,831.51
8	IDO/OSI	40,538,583.98
9	IJERO	43,374,673.55
10	IKERE	37,875,615.14
11	IKOLE	40,589,966.77
12	ILEJEMEJE	28,484,426.62
13	IREPODUN/IFELODUN	36,102,088.66
14	ISE/ORUN	35,229,758.95
15	MOBA	37,784,391.65
16	OYE	<u>36,729,375.80</u>
	<b>TOTAL</b>	<b><u>608,466,945.22</u></b>

**EKITI STATE OF NIGERIA**  
**OFFICE OF THE STATE ACCOUNTANT-GENERAL**  
**NOTES TO FINANCIAL STATEMENTS**  
**FOR THE MID-YEAR ENDED 30TH JUNE, 2024**

**NOTE 14**

**PENSION & GRATUITY**

<b>MONTH</b>	<b>AMOUNT</b>
	<b>N</b>
January	692,532,568.88
February	701,427,975.82
March	702,166,104.98
April	785,923,157.56
May	878,257,494.81
June	851,232,518.25
July	-
August	-
September	-
October	-
November	-
December	-
<b>TOTAL</b>	<b><u>4,611,539,820.30</u></b>

**EKITI STATE OF NIGERIA**  
**OFFICE OF THE STATE ACCOUNTANT-GENERAL**  
**NOTES TO FINANCIAL STATEMENTS**  
**FOR THE MID-YEAR ENDED 30TH JUNE, 2024**

**NOTE 14(b)**

**PENSION AND GRATUITY**  
**(BY LOCAL GOVERNMENT COUNCILS)**

<b>S/NO</b>	<b>LOCAL GOVT. COUNCILS</b>	<b>TOTAL</b>
		<b>N</b>
1	ADO-EKITI	374,168,528.38
2	AYEKIRE	284,716,967.23
3	EFON	271,473,624.76
4	EKITI EAST	280,311,255.63
5	EKITI SOUTH WEST	296,904,244.21
6	EKITI WEST	302,666,640.32
7	EMURE	249,399,191.03
8	IDO/OSI	307,239,852.20
9	IJERO	328,734,429.86
10	IKERE	287,057,347.74
11	IKOLE	307,629,279.73
12	ILEJEMEJE	215,882,010.78
13	IREPODUN/IFELODUN	273,615,881.33
14	ISE/ORUN	267,004,539.14
15	MOBA	286,365,969.54
16	OYE	278,370,058.42
	<b>TOTAL</b>	<b>4,611,539,820.30</b>

**EKITI STATE OF NIGERIA**  
**OFFICE OF THE STATE ACCOUNTANT-GENERAL**  
**NOTES TO FINANCIAL STATEMENTS**  
**FOR THE MID-YEAR ENDED 30TH JUNE, 2024**

**NOTE 18(a)**

**PARASTATALS & AGENCIES**

<b>MONTH</b>	<b>AMOUNT</b>
	<b>N</b>
January	44,404,144.75
February	55,401,999.26
March	31,831,034.68
April	34,239,369.96
May	28,664,509.12
June	34,593,723.30
July	-
August	-
September	-
October	-
November	-
December	-
<b>TOTAL</b>	<b><u>229,134,781.07</u></b>

**EKITI STATE OF NIGERIA**

**OFFICE OF THE STATE ACCOUNTANT-GENERAL  
NOTES TO JAAC FINANCIAL STATEMENTS  
FOR THE MID-YEAR ENDED 30TH JUNE, 2024**

**NOTE 15(b)**

**AGENCIES/PARASTATALS**

S/N	Month	Auditor-Gen for		Acct-Gen/		LGSC: Training		Local Govt Service		Min of Local Govts		L. G Staff		Local Govt		Pension		Total
		Local Govt	N	JAAC Office	N	N	N	Commission	N	N	Training School	Loans Board	N	Commission(PTAD)	N			
1	January	2,673,129.51		2,673,129.51	10,701,398.88	10,701,398.88	12,308,828.94	1,336,564.76	1,336,564.76	1,336,564.76	1,336,564.76	2,673,129.51	2,673,129.51		44,404,144.75			
2	February	3,335,200.36		3,335,200.36	13,351,881.82	13,351,881.82	15,357,434.18	1,667,600.18	1,667,600.18	1,667,600.18	1,667,600.18	3,335,200.36	3,335,200.36		55,401,999.26			
3	March	1,916,228.29		1,916,228.29	7,671,279.36	7,671,279.36	8,823,562.81	958,114.14	958,114.14	958,114.14	958,114.14	1,916,228.29	1,916,228.29		31,831,034.68			
4	April	2,061,210.07		2,061,210.07	8,251,688.16	8,251,688.16	9,491,153.35	1,030,605.04	1,030,605.04	1,030,605.04	1,030,605.04	2,061,210.07	2,061,210.07		34,239,369.96			
5	May	1,725,603.45		1,725,603.45	6,908,146.70	6,908,146.70	7,945,801.93	862,801.72	862,801.72	862,801.72	862,801.72	1,725,603.45	1,725,603.45		28,664,509.12			
6	June	2,082,542.14		2,082,542.14	8,337,087.32	8,337,087.32	9,589,380.10	1,041,271.07	1,041,271.07	1,041,271.07	1,041,271.07	2,082,542.14	2,082,542.14		34,593,723.30			
7	July																	
8	August																	
9	September																	
10	October																	
11	November																	
12	December																	
	<b>TOTAL</b>	<b>13,793,913.82</b>		<b>13,793,913.82</b>	<b>55,221,482.24</b>	<b>55,221,482.24</b>	<b>63,516,161.31</b>	<b>6,896,956.91</b>	<b>6,896,956.91</b>	<b>6,896,956.91</b>	<b>6,896,956.91</b>	<b>13,793,913.82</b>	<b>13,793,913.82</b>		<b>229,134,781.07</b>			



**EKITI STATE OF NIGERIA**  
**OFFICE OF THE STATE ACCOUNTANT-GENERAL**  
**NOTES TO FINANCIAL STATEMENTS**  
**FOR THE MID-YEAR ENDED 30TH JUNE,2024**

**NOTE 15(c)**

**PARASTATALS AND AGENCIES**  
**(BY LOCAL GOVERNMENT COUNCILS)**

S/NO	LOCAL GOVT. COUNCILS	TOTAL
		N
1	ADO-EKITI	18,591,409.24
2	AYEKIRE	14,146,806.16
3	EFON	13,488,780.75
4	EKITI EAST	13,927,898.42
5	EKITI SOUTH WEST	14,752,358.57
6	EKITI WEST	15,038,676.25
7	EMURE	12,391,962.61
8	IDO/OSI	15,265,906.62
9	IJERO	16,333,913.30
10	IKERE	14,263,093.26
11	IKOLE	15,285,256.20
12	ILEJEMEJE	10,726,585.74
13	IREPODUN/IFELODUN	13,595,223.61
14	ISE/ORUN	13,266,724.13
15	MOBA	14,228,740.57
16	OYE	13,831,445.65
	<b>TOTAL</b>	<b>229,134,781.07</b>

**EKITI STATE OF NIGERIA**  
**OFFICE OF THE STATE ACCOUNTANT-GENERAL**  
**NOTES TO FINANCIAL STATEMENTS**  
**FOR THE MID-YEAR ENDED 30TH JUNE, 2024**

**NOTE 16(a)**

**RUNNING GRANTS TO PEACE CORPS**

<b>MONTH</b>	<b>AMOUNT</b>
	<b>N</b>
January	19,200,000.00
February	19,200,000.00
March	19,200,000.00
April	19,200,000.00
May	19,200,000.00
June	19,200,000.00
July	-
August	-
September	-
October	-
November	-
December	-
<b>TOTAL</b>	<b><u>115,200,000.00</u></b>

**EKITI STATE OF NIGERIA**

**OFFICE OF THE STATE ACCOUNTANT-GENERAL**

**NOTES TO FINANCIAL STATEMENTS**

**FOR THE MID-YEAR ENDED 30TH JUNE,2024**

**NOTE 16(b)**

**RUNNING GRANTS TO PEACE CORPS**

**(BY LOCAL GOVERNMENT COUNCILS)**

<b>S/NO</b>	<b>LOCAL GOVT. COUNCILS</b>	<b>TOTAL  N</b>
1	ADO-EKITI	7,200,000.00
2	AYEKIRE	7,200,000.00
3	EFON	7,200,000.00
4	EKITI EAST	7,200,000.00
5	EKITI SOUTH WEST	7,200,000.00
6	EKITI WEST	7,200,000.00
7	EMURE	7,200,000.00
8	IDO/OSI	7,200,000.00
9	IJERO	7,200,000.00
10	IKERE	7,200,000.00
11	IKOLE	7,200,000.00
12	ILEJEMEJE	7,200,000.00
13	IREPODUN/IFELODUN	7,200,000.00
14	ISE/ORUN	7,200,000.00
15	MOBA	7,200,000.00
16	OYE	7,200,000.00
	<b>TOTAL</b>	<b>115,200,000.00</b>

**EKITI STATE OF NIGERIA**  
**OFFICE OF THE STATE ACCOUNTANT-GENERAL**  
**NOTES TO FINANCIAL STATEMENTS**  
**FOR THE MID-YEAR ENDED 30TH JUNE, 2024**

**NOTE 17(a)**

**CAPITAL EXPENDITURE**

<b>MONTH</b>	<b>AMOUNT</b>
	<b>N</b>
January	153,754,591.79
February	163,635,258.38
March	134,320,695.61
April	126,813,852.60
May	797,226,968.60
June	129,701,594.73
July	-
August	-
September	-
October	-
November	-
December	-
<b>TOTAL</b>	<b><u>1,505,452,961.71</u></b>

**EKITI STATE OF NIGERIA**  
**OFFICE OF THE STATE ACCOUNTANT-GENERAL**  
**NOTES TO FINANCIAL STATEMENTS**  
**FOR THE MID-YEAR ENDED 30TH JUNE,2024**

**NOTE 17(b)**

**CAPITAL EXPENDITURE**  
**(BY LOCAL GOVERNMENT COUNCILS)**

S/NO	LOCAL GOVT. COUNCILS	TOTAL  N
1	ADO-EKITI	122,148,597.34
2	AYEKIRE	92,946,828.64
3	EFON	88,623,494.16
4	EKITI EAST	91,508,569.01
5	EKITI SOUTH WEST	96,925,406.94
6	EKITI WEST	98,806,560.88
7	EMURE	81,417,219.70
8	IDO/OSI	100,299,501.55
9	LJERO	107,316,480.01
10	IKERE	93,710,853.88
11	IKOLE	100,426,631.50
12	ILEJEMEJE	70,475,421.46
13	IREPODUN/IFELODUN	89,322,841.15
14	ISE/ORUN	87,164,545.86
15	MOBA	93,485,151.10
16	OYE	90,874,858.53
	<b>TOTAL</b>	<b><u>1,505,452,961.71</u></b>

**EKITI STATE OF NIGERIA**  
**OFFICE OF THE STATE ACCOUNTANT-GENERAL**  
**NOTES TO FINANCIAL STATEMENTS**  
**FOR THE MID-YEAR ENDED 30TH JUNE, 2024**

**NOTE 18**

**FUND TRANSFER CHARGES**

<b>MONTH</b>	<b>PROVISION</b>	<b>ACTUAL</b>	<b>VARIANCE</b>
	<b>N</b>	<b>N</b>	<b>N</b>
January	100,000.00	20,640.41	79,359.59
February	100,000.00	19,215.84	80,784.16
March	100,000.00	69,425.87	30,574.13
April	100,000.00	21,476.87	78,523.13
May	100,000.00	23,153.45	76,846.55
June	100,000.00	39,936.77	60,063.23
July	-	-	-
August	-	-	-
September	-	-	-
October	-	-	-
November	-	-	-
December	-	-	-
<b>TOTAL</b>	<b><u>600,000.00</u></b>	<b><u>193,849.21</u></b>	<b><u>406,150.79</u></b>

**EKITI STATE OF NIGERIA**  
**OFFICE OF THE STATE ACCOUNTANT GENERAL**  
**NOTES TO FINANCIAL STATEMENTS**  
**FOR THE MID-YEAR ENDED 30TH JUNE, 2024**

**NOTE 19**

**RAIL-OUT REPAYMENT**

<b>MONTH</b>	<b>AMOUNT</b>
	<b>N</b>
January	7,864,121.62
February	7,864,121.62
March	7,864,121.62
April	7,864,121.62
May	7,864,121.62
June	7,864,121.62
July	-
August	-
September	-
October	-
November	-
December	-
<b>TOTAL</b>	<b><u>47,184,729.72</u></b>

**EKITI STATE OF NIGERIA**  
**OFFICE OF THE STATE ACCOUNTANT-GENERAL**  
**NOTES TO FINANCIAL STATEMENTS**  
**FOR THE MID-YEAR ENDED 30TH JUNE,2024**

**NOTE 19(b)**

**BAIL OUT REPAYMENT**  
**(BY LOCAL GOVERNMENT COUNCILS)**

<b>S/NO</b>	<b>LOCAL GOVT. COUNCILS</b>	<b>TOTAL  N</b>
1	ADO-EKITI	3,828,448.11
2	AYEKIRE	2,913,190.31
3	EFON	2,777,686.00
4	EKITI EAST	2,868,111.60
5	EKITI SOUTH WEST	3,037,889.09
6	EKITI WEST	3,096,849.25
7	EMURE	2,551,823.01
8	IDO/OSI	3,143,641.81
9	IJERO	3,363,571.78
10	IKERE	2,937,136.81
11	IKOLE	3,147,626.39
12	ILEJEMEJE	2,208,879.19
13	IREPODUN/IFELODUN	2,799,605.32
14	ISE/ORUN	2,731,958.85
15	MOBA	2,930,062.71
16	OYE	2,848,249.50
	<b>TOTAL</b>	<b><u>47,184,729.72</u></b>



**EKITI STATE OF NIGERIA**  
**OFFICE OF THE STATE ACCOUNTANT-GENERAL**  
**NOTES TO FINANCIAL STATEMENTS**  
**FOR THE MID-YEAR ENDED 30TH JUNE, 2024**

**NOTE 20**

**OTHER RELEASES TO LOCAL GOVERNMENTS**

*(Stipend to Iyalojas, Workshop/Seminars, Renovation)*

<b>MONTH</b>	<b>AMOUNT</b>
	<b>N</b>
January	286,688,140.00
February	78,990,000.00
March	400,042,750.00
April	172,890,000.00
May	148,990,000.00
June	155,852,505.00
July	-
August	-
September	-
October	-
November	-
December	-
<b>TOTAL</b>	<b><u>1,243,453,395.00</u></b>

NOTES TO JAAC FINANCIAL STATEMENTS  
FOR THE MID-YEAR ENDED 30TH JUNE, 2024

NOTE 20(b)

OTHER ALLOCATIONS TO LOCAL GOVERNMENT COUNCILS

S/N	MONTH	PROVISION FOR		STIPEND	CHRISTMAS		PROVISION FOR		PROVISION FOR	ALGON	OTHER		COMMUNITY		PROCUREMENT		TOTAL
		PROVISION FOR	SIEC		TO IVALOJAS	GIFT	Y LOAN WELFARE	BAR & HOUSING LOA			DUES	EXPENSES	MOBILIZATION	EDUCATIONAL	MATERIALS		
	COUNCIL	N	N	N	N	N	N	N	N	N	N	N	N	N	N	N	N
1	ADO-EKITI	90,000.00	750,000.00	5,679,620.71	16,227,487.73	9,736,492.64	1,582,180.05	28,842,808.91	24,341,231.60	14,120,551.70	101,370,373.33						
2	AYEKIRE	90,000.00	150,000.00	4,321,807.57	12,348,021.63	7,408,812.98	1,203,932.11	21,947,428.59	18,522,032.44	10,744,785.68	76,736,820.98						
3	E FON	90,000.00	150,000.00	4,120,782.75	11,773,664.99	7,064,199.00	1,147,932.34	20,926,564.55	17,660,497.49	10,245,002.06	73,178,643.17						
4	EKITI EAST	90,000.00	150,000.00	4,254,931.90	12,156,948.29	7,294,168.97	1,185,302.46	21,607,813.98	18,235,422.43	10,578,520.82	75,553,108.84						
5	EKITI S. WEST	90,000.00	150,000.00	4,506,802.04	12,876,577.27	7,725,946.36	1,255,466.28	22,886,885.74	19,314,865.91	11,204,714.99	80,011,258.59						
6	EKITI WEST	90,000.00	150,000.00	4,594,271.25	13,126,489.29	7,875,893.57	1,279,832.71	23,331,080.47	19,689,733.93	11,422,179.06	81,559,480.28						
7	EMURE	90,000.00	150,000.00	3,785,708.04	10,816,308.68	6,489,785.21	1,054,590.10	19,224,955.18	16,224,463.02	9,411,946.47	67,247,756.71						
8	IDO-OSI	90,000.00	150,000.00	4,663,689.46	13,324,827.03	7,994,896.22	1,299,170.64	23,683,606.85	19,987,240.54	11,594,765.13	82,788,195.86						
9	IJERO	90,000.00	150,000.00	4,989,962.35	14,257,035.29	8,554,221.17	1,390,060.94	25,340,517.97	21,385,552.94	12,405,937.83	88,563,288.48						
10	IKERE	90,000.00	150,000.00	4,357,332.93	12,449,522.67	7,469,713.60	1,213,828.46	22,127,836.99	18,674,284.01	10,833,108.08	77,365,626.74						
11	IKOLE	90,000.00	150,000.00	4,669,600.70	13,341,716.29	8,005,029.77	1,300,817.34	23,713,625.90	20,012,574.43	11,609,461.53	82,892,825.96						
12	ILEJEMLEJE	90,000.00	150,000.00	3,276,940.32	9,362,686.61	5,617,611.97	912,861.94	16,641,280.85	14,044,029.92	8,147,059.02	58,242,470.64						
13	IREPODUN	90,000.00	150,000.00	4,153,300.73	11,866,573.51	7,119,944.10	1,156,990.92	21,091,700.56	17,799,860.26	10,325,847.57	73,754,217.64						
14	ISE-ORUN	90,000.00	150,000.00	4,052,945.10	11,579,843.15	6,947,905.89	1,129,034.71	20,582,064.75	17,369,764.73	10,076,345.56	71,977,903.90						
15	MOBA	90,000.00	150,000.00	4,346,838.29	12,419,537.97	7,451,722.78	1,210,904.95	22,074,542.05	18,629,306.96	10,807,016.52	77,179,869.52						
16	OYE	90,000.00	150,000.00	4,225,465.86	12,072,759.61	7,243,655.76	1,177,094.06	21,458,176.65	18,109,139.41	10,505,262.98	75,031,554.34						
	<b>TOTAL</b>	<b>1,440,000.00</b>	<b>3,000,000.00</b>	<b>70,000,000.00</b>	<b>200,000,000.00</b>	<b>120,000,000.00</b>	<b>19,500,000.00</b>	<b>355,480,890.00</b>	<b>300,000,000.00</b>	<b>174,032,505.00</b>	<b>1,243,453,395.00</b>						

**EKITI STATE OF NIGERIA**  
**OFFICE OF THE STATE ACCOUNTANT GENERAL**  
**NOTES TO FINANCIAL STATEMENTS**  
**FOR THE MID-YEAR ENDED 30TH JUNE, 2024**

**NOTE 21**

**SECURITY FUND**

<b>MONTH</b>	<b>AMOUNT</b>
	<b>N</b>
January	16,829,000.00
February	16,829,000.00
March	16,829,000.00
April	117,629,000.00
May	30,829,000.00
June	30,829,000.00
July	-
August	-
September	-
October	-
November	-
December	-
<b>TOTAL</b>	<b><u>229,774,000.00</u></b>

**EKITI STATE OF NIGERIA**  
**OFFICE OF THE STATE ACCOUNTANT-GENERAL**  
**NOTES TO FINANCIAL STATEMENTS**  
**FOR THE MID-YEAR ENDED 30TH JUNE, 2024**

**NOTE 22**

**SPECIAL SECURITY INTERVENTION**

<b>MONTH</b>	<b>AMOUNT</b>
	<b>N</b>
January	200,000,000.00
February	200,000,000.00
March	268,400,000.00
April	268,400,000.00
May	268,400,000.00
June	268,400,000.00
July	
August	
September	
October	
November	
December	-
<b>TOTAL</b>	<b><u>1,473,600,000.00</u></b>

**EKITI STATE OF NIGERIA**  
**OFFICE OF THE STATE ACCOUNTANT-GENERAL**  
**NOTES TO FINANCIAL STATEMENTS**  
**FOR THE MID-YEAR ENDED 30TH JUNE, 2024**

**NOTE 23(b)**

**SECURITY AND HOUSE GRANTS**  
**(BY LOCAL GOVERNMENT COUNCILS)**

<b>S/NO LOCAL GOVT. COUNCILS</b>	<b>TOTAL</b>
	<b>N</b>
1 ADO-EKITI	28,925,659.16
2 AYEKIRE	22,010,472.03
3 EFON	20,986,675.58
4 EKITI EAST	21,669,881.89
5 EKITI SOUTH WEST	22,952,627.75
6 EKITI WEST	23,398,098.42
7 EMURE	19,280,178.39
8 IDO/OSI	23,751,637.42
9 IJERO	25,413,307.97
10 IKERE	22,191,398.65
11 IKOLE	23,781,742.70
12 ILEJEMEJE	16,689,082.52
13 IREPODUN/IFELODUN	21,152,285.94
14 ISE/ORUN	20,641,186.22
15 MOBA	22,137,950.63
16 OYE	21,519,814.73
<b>TOTAL</b>	<b><u>356,502,000.00</u></b>

**EKITI STATE OF NIGERIA**  
**OFFICE OF THE STATE ACCOUNTANT-GENERAL**  
**NOTES TO FINANCIAL STATEMENTS**  
**FOR THE MID-YEAR ENDED 30TH JUNE, 2024**

**NOTE 24(b)**

**PROVISION FOR LEAVE BONUS**  
**(BY LOCAL GOVERNMENT COUNCILS)**

S/NO	LOCAL GOVT. COUNCILS	TOTAL  N
1	ADO-EKITI	19,472,985.28
2	AYEKIRE	14,817,625.95
3	EFON	14,128,397.99
4	EKITI EAST	14,588,337.94
5	EKITI SOUTH WEST	15,451,892.72
6	EKITI WEST	15,751,787.15
7	EMURE	12,979,570.42
8	IDO/OSI	15,989,792.43
9	IJERO	17,108,442.35
10	IKERE	14,939,427.20
11	IKOLE	16,010,059.55
12	ILEJEMEJE	11,235,223.94
13	IREPODUN/IFELODUN	14,239,888.21
14	ISE/ORUN	13,895,811.78
15	MOBA	14,903,445.56
16	OYE	14,487,311.53
	<b>TOTAL</b>	<b>240,000,000.00</b>

**EKITI STATE OF NIGERIA**  
**OFFICE OF THE STATE ACCOUNTANT-GENERAL**  
**NOTES TO FINANCIAL STATEMENTS**  
**FOR THE MID-YEAR ENDED 30TH JUNE, 2024**

**NOTE 29**

**ECOLOGICAL FUND TRANSFERRED TO RESERVE ACCOUNT**

<b>MONTH</b>	<b>AMOUNT</b>
	<b>N</b>
January	70,771,138.51
February	63,037,747.39
March	69,840,036.80
April	57,673,087.78
May	53,855,255.53
June	123,445,060.55
July	-
August	-
September	-
October	-
November	-
December	-
<b>TOTAL</b>	<b><u>438,622,326.56</u></b>

EKITI STATE OF NIGERIA  
OFFICE OF THE STATE ACCOUNTANT-GENERAL  
NOTES TO FINANCIAL STATEMENTS  
FOR THE MID-YEAR ENDED 30TH JUNE, 2024

NOTE 30

PURCHASE OF VEHICLE

<b>MONTH</b>	<b>AMOUNT</b>
	<b>N</b>
January	225,390,132.65
February	9,793,194.00
March	7,237,600.00
April	348,760,014.83
May	127,378,455.03
June	-
July	-
August	-
September	-
October	-
November	-
December	-
<b>TOTAL</b>	<u><u>718,559,396.51</u></u>



**EKITI STATE OF NIGERIA**  
**OFFICE OF THE STATE ACCOUNTANT-GENERAL**  
**NOTES TO FINANCIAL STATEMENTS**  
**FOR THE MID-YEAR ENDED 30TH JUNE, 2024**

**NOTE 31(a)**

**NET DISTRIBUTABLE FUND**

<b>MONTH</b>	<b>AMOUNT</b>
	<b>N</b>
January	248,250,000.00
February	248,250,000.00
March	248,250,000.00
April	248,250,000.00
May	248,250,000.00
June	248,250,000.00
July	-
August	-
September	-
October	-
November	-
December	-
<b>TOTAL</b>	<b><u>1,489,500,000.00</u></b>

**EKITI STATE OF NIGERIA**  
**OFFICE OF THE STATE ACCOUNTANT-GENERAL**  
**NOTES TO FINANCIAL STATEMENTS**  
**FOR THE MID-YEAR ENDED 30TH JUNE,2024**

**NOTE 31(b)**

**NET DISTRIBUTABLE FUND**  
**(BY LOCAL GOVERNMENT COUNCILS)**

S/NO LOCAL GOVT. COUNCILS	TOTAL
	N
1 ADO-EKITI	120,854,214.88
2 AYEKIRE	91,961,891.06
3 EFON	87,684,370.03
4 EKITI EAST	90,538,872.36
5 EKITI SOUTH WEST	95,898,309.22
6 EKITI WEST	97,759,528.97
7 EMURE	80,554,458.91
8 IDO/OSI	99,236,649.28
9 IJERO	106,179,270.32
10 IKERE	92,717,820.07
11 IKOLE	99,362,432.05
12 ILEJEMEJE	69,728,608.56
13 IREPODUN/IFELODUN	88,376,306.19
14 ISE/ORUN	86,240,881.89
15 MOBA	92,494,509.03
16 OYE	<u>89,911,877.18</u>
<b>TOTAL</b>	<b><u>1,489,500,000.00</u></b>

**EKITI STATE OF NIGERIA**  
**OFFICE OF THE STATE ACCOUNTANT-GENERAL**  
**NOTES TO FINANCIAL STATEMENTS**  
**FOR THE MID-YEAR ENDED 30TH JUNE, 2024**

**NOTE 31(b)**

**NET DISTRIBUTABLE FUND**  
**(BY LOCAL GOVERNMENT COUNCILS)**

<b>S/NO LOCAL GOVT. COUNCILS</b>	<b>TOTAL</b>
	<b>N</b>
1 ADO-EKITI	120,854,214.88
2 AYEKIRE	91,961,891.06
3 EFON	87,684,370.03
4 EKITI EAST	90,538,872.36
5 EKITI SOUTH WEST	95,898,309.22
6 EKITI WEST	97,759,528.97
7 EMURE	80,554,458.91
8 IDO/OSI	99,236,649.28
9 IJERO	106,179,270.32
10 IKERE	92,717,820.07
11 IKOLE	99,362,432.05
12 ILEJEMEJE	69,728,608.56
13 IREPODUN/IFELODUN	88,376,306.19
14 ISE/ORUN	86,240,881.89
15 MOBA	92,494,509.03
16 OYE	<u>89,911,877.18</u>
<b>TOTAL</b>	<b><u>1,489,500,000.00</u></b>

**EKITI STATE OF NIGERIA**  
**STATE JOINT ACCOUNT ALLOCATION COMMITTEE**  
**ACCOUNTS FOR THE MID-YEAR ENDED 30 JUNE, 2024**

**ANNEXURE I**

**BASES OF ALLOCATION**

Pursuant to Section 162 (5) (7) & (8) of the 1999 Constitution of the Federal Republic of Nigeria as amended and Local Government Account Allocation of Revenue Law, 2021, as amended, funds accruing to the Local Government Councils were pooled into the Joint Account and appropriated as follows:

**A. FIRST LINE CHARGES**

**ITEMS**

**BENCHMARK**

- |                                     |  |
|-------------------------------------|--|
| a. Pry. School Teachers' Salary     | Based biometric payroll report   |
| b. Local Government Workers' Salary | -do-   |
| c. Political Office Holders' Salary | Based on approved prerequisites  |
| d. Traditional Councils' Allocation | 4.90% of Statutory Allocation<br><i>(i.e 98% of 5% of Statutory Allocation)</i> , subject to JAAC appropriation. |
| e. Bureau of Chieftaincy            | 0.1% of Statutory Allocation<br><i>(i.e 2% of 5% of Statutory Allocation)</i> , subject to JAAC appropriation    |
| f. Pension Commission               | Based on approved return from PENCOR   |
| g. Agencies & Parastatals           | 1.80% of Statutory Allocation  |

**B. STATUTORY PAYMENTS**

a. **Revenue Sharing Ratio:**

The fund sharing ratio was as contained in annexure vii on page 61.

<b><u>OTHER PAYMENTS</u></b>		<b>N</b>
a. Bail-out Repayment		47,184,729.72
b. Security and House Grants		356,502,000.00
c. Security Fund		100,974,000.00
d. Other Releases		<u>424,662,467.00</u>
<b>TOTAL</b>		<b><u>929,323,196.72</u></b>

**EKSG JAAC Account (Zenith Bank Account No: 1227021221):** This is distributable pool account that warehouses all revenues, federal allocations in particular, accruable to the State Local Government Councils. The balance standing to the credit of the account as at 30th June, 2024 amounts to **₦5,253,686,009.96** which consisted of the following items:

	<b>N</b>
i. Subeb and Local Govt. salary for month of June 2024	2,857,976,085.57
ii. Capital Reserve	129,701,594.73
iii. Ecological fund Reserve	347,683,140.55
iv. Provision for 2018 Deductions	734,069,285.52
v. Pension Funds	868,352,519.25
v. Provision for 2018 Staff Salary	<u>315,903,384.34</u>
<b>Total</b>	<b><u>5,253,686,009.96</u></b>

	<b>N</b>
<b>B. Balance brought forward as at 30th June, 2024</b>	00.00
<b>Balance carried forward to July, 2024</b>	<b><u>00.00</u></b>
<b>C. EKSG JAAC Leave Bonus at FCMB Account Number 1976859019 Balance as at 30th June, 2024.</b>	<b><u>₦225,669.24</u></b>
<b>D. EKSG Local Govt. Leave Bonus at FCMB Account Number 2502338011 Balance as at 30th June, 2024</b>	<b><u>₦4,970,701.48</u></b>
<b>E. EKS Local Government Joint Salary Account (Zenith Bank Account No. 1016203155).</b> The account dedicated for payment of salary has balance of <b>₦72,202,698.30</b> as at 30 <sup>th</sup> June, 2024 due to June failed salaries returned.	

**F. EKS Local Government Pension Account (Zenith Bank Account No. 1016203124).** The account dedicated for payment of pension has balance of **₦73,640,900.67** as at 30<sup>th</sup> June, 2024.

**G. Ekiti-State JAAC Account (FBN Account No. 2016518661)**

Formerly warehouses all funds accruable to Local Government Councils with a balance of **₦577,427.34** as at 30<sup>th</sup> June, 2024.

**H. EKS Local Government Salary Refund Account (Sterling Bank Account No. 041390231).** An account where wrong payments arising from Local Governments and LGEAs salaries are remitted. The amount standing to the credit of the account as at 30<sup>th</sup> June, 2024 amounts to **₦25,829,579.70**

**I. EKS Local Government Capital Account No 4030015190 with the balance of ₦2,251,877.36 as at 30th June, 2024 domiciled with Skye Bank plc.**

**J. Local Govt. Sure-P Capital Account No 0030045063 with the balance of ₦17,559,542.38 as at 30th June, 2024 domiciled with Sterling Bank plc.**

**K. Ekiti Local Govt. Ecological Fund Account No 2038397727 with the balance of ₦678,424,033.21 as at 30<sup>th</sup> June, 2024 domiciled with First Bank plc.**

**L. Ekiti State Local Government Joint Account No 0058016978 with the balance of ₦821,600,932.23 domiciled with Unity Bank Plc**

**M. OPENING AND CLOSING BALANCES**

The balance of **₦00.00** represents closing balance brought forward from 30<sup>th</sup> June, 2024 to July, 2024.

## ANNEXURE II

### COMPONENTS OF SOURCES AND APPLICATION OF FUNDS COMPONENTS OF TOTAL REVENUE

A.

	<u>Revenue Head</u>	<u>%</u>
1.	Statutory Allocation	15.36
2.	Value Added Tax	49.03
3.	Exchange Rate Gain	23.65
4.	Augmentation Revenue	6.76
5.	Electronic Money Transfer	1.86
6.	Ecological Fund	1.38
7.	Salary Refund	0.15
8.	10% IGR	2.25
9.	Ecological Fund Deducted	<u>0.48</u>
	<b>Total</b>	<b><u>100.00</u></b>

**COMPONENTS OF FUNDS APPLICATION**

<b>B.</b>		<b><u>%</u></b>
<b><u>Expenditure Head</u></b>		
1.	Primary School Staff Salary	21.12
2.	LG Workers' Salary/Emoluments	33.99
3.	Political Office Holders' Salary	3.20
4.	Traditional Council's Allocation	1.92
5.	Pension/Gratuity	14.55
6.	Agencies/Parastatals	0.72
7.	Running Grant to Peace Corps	0.36
8.	Capital Expenditure	4.75
9.	Leave Bonus	0.75
10.	Purchase of Car	2.27
11.	Neft Charges	0.00
12.	Bail-out Fund Repayment	0.15
13.	Security Intervention Fund	0.72
14.	LG Joint Security Fund	4.65
15.	Security and House Grants	1.12
15.	Net Distributable Fund	4.70
16.	Other Releases to Local Governments	3.92
17.	Ecological Fund	<u>0.18</u>
	<b>Total</b>	<b><u>100.00</u></b>



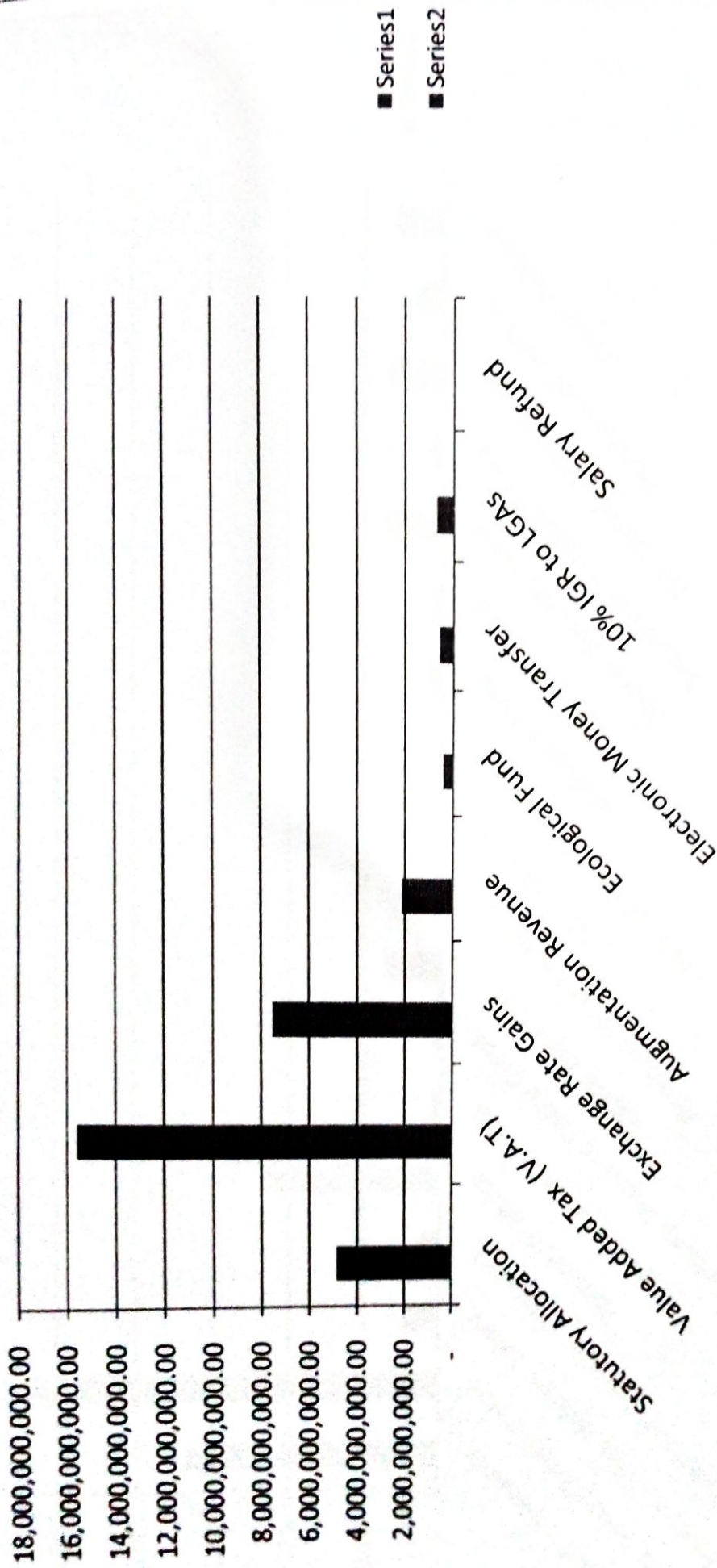
**EXITI STATE OF NIGERIA**  
**OFFICE OF THE ACCOUNTANT GENERAL**  
**MINISTRY OF FINANCE AND ECONOMIC DEVELOPMENT**

**STATE JOINT LOCAL GOVERNMENT ACCOUNTS**  
**AND FINANCIAL STATEMENTS**  
**FOR THE MID-YEAR ENDED, 30TH JUNE, 2024**  
**ANNEXURE III**

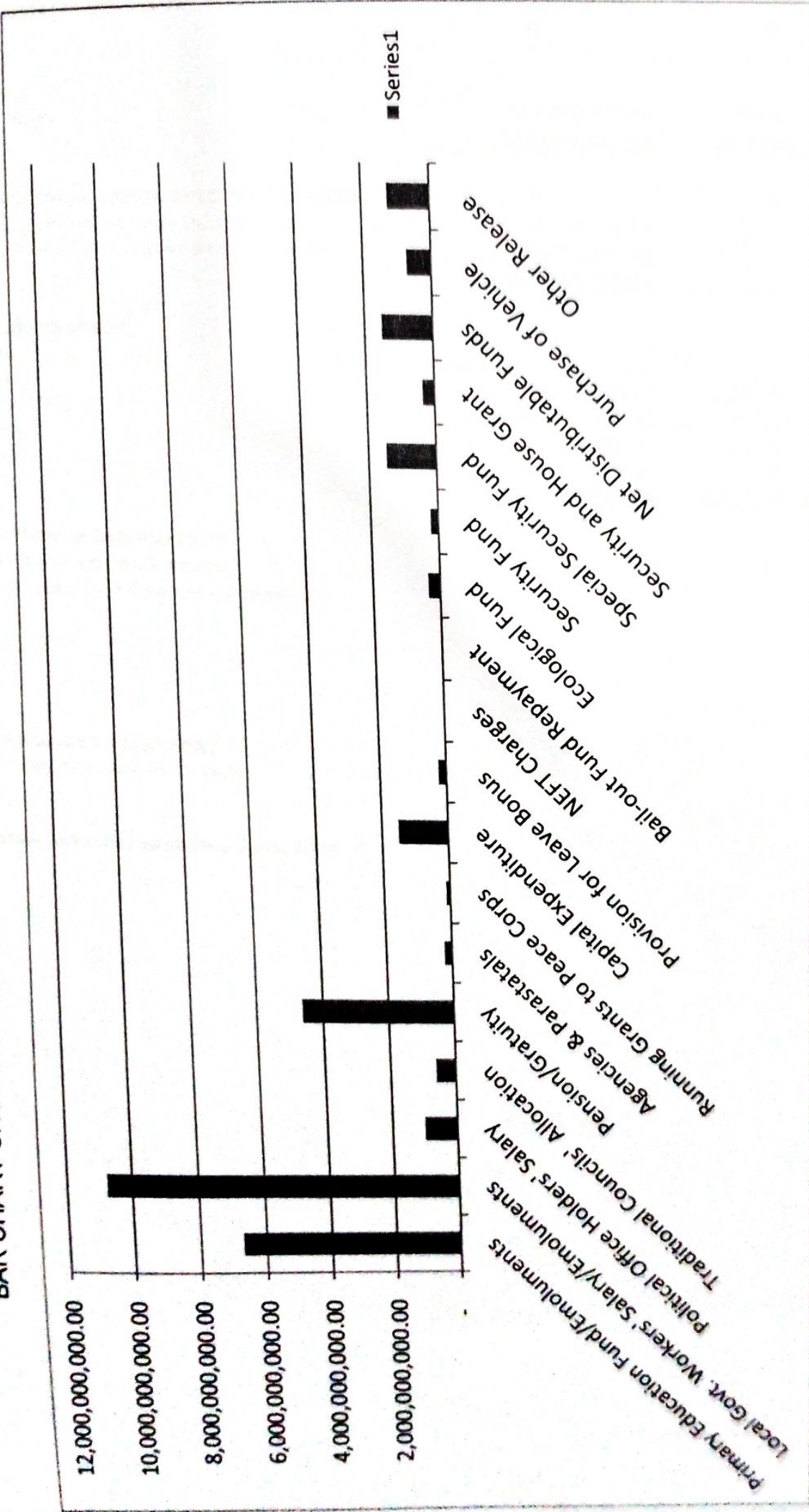
**FOUR YEAR FINANCIAL SUMMARY**

	MID-YEAR ENDED	MID-YEAR ENDED	MID-YEAR ENDED	MID-YEAR ENDED
	30/06/2024	30/06/2022	30/06/2022	30/06/2021
	N	N	N	N
<b>SOURCES</b>				
Statutory Allocation	4,883,900,190.04	8,172,216,384.51	8,172,216,384.51	8,172,216,384.51
Value Added Tax (V.A.T)	15,587,320,067.32	6,199,043,363.47	6,199,043,363.47	6,199,043,363.47
Exchange Rate Gains	7,520,045,605.30	32,971,359.42	32,971,359.42	32,971,359.42
Capitalization Fund	-	-	-	-
Augmentation Revenue	2,149,865,161.24	147,587,098.04	147,587,098.04	147,587,098.04
Non Oil Revenue	-	708,668,224.50	708,668,224.50	708,668,224.50
Gold Mineral	-	-	-	-
Electronic Money Transfer	590,651,445.72	-	-	-
Don P	-	-	-	-
Business Crude Oil	-	-	-	-
Goods and Valuables	-	-	-	-
OSB Refund	-	-	-	-
Biological Fund	438,622,326.56	222,851,941.62	222,851,941.62	222,851,941.62
FD ILMG Intervention Fund	-	-	-	-
Judgment Debt Refunds	-	21,267,289.76	21,267,289.76	21,267,289.76
Business Bank Charges Refund	-	58,007,021.98	58,007,021.98	58,007,021.98
Total Federal Allocation (a)	<u>31,170,404,796.18</u>	<u>15,562,612,653.30</u>	<u>15,562,612,653.30</u>	<u>15,562,612,653.30</u>
Salary Refund	49,000,000.00	17,892,833.10	17,892,833.10	17,892,833.10
10% IGR to LGAs	716,764,295.81	194,939,538.61	194,939,538.61	194,939,538.61
Balance BIF	-	-	-	-
Local Augmentation (b)	<u>765,764,295.81</u>	<u>212,832,371.71</u>	<u>212,832,371.71</u>	<u>212,832,371.71</u>
Judgment Debt Deductions	-	21,267,289.76	21,267,289.76	21,267,289.76
Software Book Deductions	-	-	-	-
Primary Health Deductions	-	-	-	-
Biological Fund Deductions	143,511,215.53	195,433,058.89	195,433,058.89	195,433,058.89
Total Deductions (c)	<u>143,511,215.53</u>	<u>216,700,348.65</u>	<u>216,700,348.65</u>	<u>216,700,348.65</u>
Grand-total (a+b - c)	<u>31,792,657,876.46</u>	<u>15,558,744,676.36</u>	<u>15,558,744,676.36</u>	<u>15,558,744,676.36</u>
<b>APPLICATION</b>				
<b>(a) First Line Charges</b>				
Primary Education Fund/Emoluments	6,695,322,216.07	3,832,669,903.06	3,832,669,903.06	3,832,669,903.06
Local Govt. Workers' Salary/Emoluments	10,775,770,634.04	5,801,298,047.30	5,801,298,047.30	5,801,298,047.30
Political Office Holders' Salary	1,013,974,670.26	675,386,256.25	675,386,256.25	675,386,256.25
Constitutional Councils' Allocation	608,466,945.22	397,775,800.43	397,775,800.43	397,775,800.43
Pension/Gratuity	4,611,539,820.30	3,370,368,218.38	3,370,368,218.38	3,370,368,218.38
Agencies & Perquisites	229,134,781.07	137,777,502.61	137,777,502.61	137,777,502.61
Training Grants to Peace Corps	115,200,000.00	115,200,000.00	115,200,000.00	115,200,000.00
COVID-19 Support Fund	-	-	-	-
Capital Expenditure	1,505,452,961.71	30,000,000.00	30,000,000.00	30,000,000.00
Consultancy Fees on Tax Liabilities	-	-	-	-
Finance Cost on Overdraft	-	-	600,000.00	600,000.00
IGBT Charges	600,000.00	600,000.00	-	-
Sub-total (a)	<u>25,555,462,028.67</u>	<u>14,361,075,728.03</u>	<u>14,361,075,728.03</u>	<u>14,361,075,728.03</u>
<b>(b) Allocation to Local Govt. Councils</b>				
Hand-out Repayment	47,184,729.72	47,184,729.72	47,184,729.72	31,456,486.48
Electronic Contract Fund	-	-	45,576,933.61	33,990,563.99
Other Releases	1,243,453,395.00	45,576,933.61	201,515,000.00	-
Security and House Grants	356,502,000.00	201,515,000.00	120,000,000.00	-
Pension for Leave Bonus	240,000,000.00	120,000,000.00	67,200,000.00	67,200,000.00
Security Fund	229,774,000.00	67,200,000.00	-	-
Security Intervention	1,473,600,000.00	-	313,692,285.00	-
Purchase of Vehicle for chairmen	718,559,396.51	313,692,285.00	-	-
Biological Funds Reserves	438,622,326.56	-	795,168,948.33	132,647,050.47
Sub-total (b)	<u>4,747,695,947.79</u>	<u>795,168,948.33</u>	<u>15,156,244,676.36</u>	<u>14,493,722,778.50</u>
Sub-total (a+b)	<u>30,303,157,876.46</u>	<u>15,156,244,676.36</u>	<u>402,500,000.00</u>	<u>409,200,000.00</u>
Net Distributable Funds	1,489,500,000.00	402,500,000.00	-	1,200,000.00
Balance c/d	-	-	15,558,744,676.36	14,904,122,778.50
Total Disbursement	<u>31,792,657,876.46</u>	<u>15,558,744,676.36</u>	<u>15,558,744,676.36</u>	<u>15,558,744,676.36</u>

**ANNEXURE IV  
BAR CHART SHOWING COMPONENTS OF SOURCES OF FUNDS**



**ANNEXURE V  
BAR CHART SHOWING COMPONENTS OF APPLICATION OF FUNDS**



**EKITI STATE OF NIGERIA**  
**STATE JOINT ACCOUNT ALLOCATION COMMITTEE**  
**ACCOUNTS FOR THE MID-YEAR ENDED 30TH JUNE, 2024**  
**ANNEXURE VI**  
**STATEMENT OF OUTSTANDING LIABILITIES**

<b>OUTSTANDING SALARIES AND ALLOWANCES</b>	<b>LOCAL GOVERNMENT</b>	<b>SUBEB</b>	<b>TOTAL</b>
	<b>N</b>	<b>N</b>	<b>N</b>
July, 2018 Salary	-	-	-
August, 2018 Salary	-	-	-
September, 2018 Salary	915,579,331.72	665,025,369.45	1,580,604,701.17
<b>SUB-TOTAL</b>	<b>915,579,331.72</b>	<b>665,025,369.45</b>	<b>1,580,604,701.17</b>
<b>OUTSTANDING POLITICAL OFFICE HOLDERS SALARIES</b>	<b>N</b>	<b>N</b>	<b>N</b>
July, 2018 - July, 2019 Political Office Holders Salary	1,018,430,735.55	-	1,018,430,735.55
November, 2019 Political Office Holders Salary( 20 days)	28,498,993.38	-	28,498,993.38
<b>SUB-TOTAL</b>	<b>1,046,929,728.93</b>	<b>-</b>	<b>1,046,929,728.93</b>
<b>OUTSTANDING LEAVE BONUS</b>			
2018 Leave Bonus	-	-	-
2019 Leave Bonus	540,235,126.31	440,263,125.32	980,498,251.63
2020 Leave Bonus	546,875,782.17	442,456,722.14	989,332,504.31
2021 Leave Bonus	574,282,146.47	461,892,352.64	1,036,174,499.11
2022 Leave Bonus	592,567,827.91	472,971,329.23	1,065,539,157.14
<b>SUB-TOTAL</b>	<b>2,253,960,882.86</b>	<b>1,817,583,529.33</b>	<b>4,071,544,412.19</b>
<b>OUTSTANDING PENSION AND GRATUITY</b>			<b>N</b>
February, 2018 - September, 2018 Pension			2,750,718,113.59
April, 2018 - September, 2018 Contributory Pension			12,203,090.41
Gratuity			10,270,341,784.62
<b>SUB-TOTAL</b>			<b>13,033,262,988.62</b>
<b>OUTSTANDING BAIL-OUT REPAYMENT</b>			<b>N</b>
Balance Outstanding as at 30th June, 2024			1,258,259,459.20
<b>SUB-TOTAL</b>			<b>1,258,259,459.20</b>
<b>Total Outstanding Liabilities as at 30th June, 2024</b>			<b>20,990,601,290.11</b>

**ANNEXURE VII**  
**SHARING FORMULEA**  
*of* **LOCAL GOVERNMENT COUNCILS**

S/N	L.G.Cs	NEW INDECIES w.e.f Nov, 2013	OLD INDECIES	VARIANCES
a	b	c	d	e=c-d
1	ADO-EKITI	0.08113743866	0.07986620800	0.00127123066
2	AYEKIRE	0.06174010813	0.06273321500	-0.00099310687
3	EFON	0.05886832496	0.05776515600	0.00110316896
4	EKITI EAST	0.06078474143	0.06148562300	-0.00070088157
5	EKITI S. WEST	0.06438288635	0.06302944600	0.00135344035
6	EKITI WEST	0.06563244644	0.06424021200	0.00139223444
7	EMURE	0.05408154341	0.05404992900	0.00003161441
8	IDO-OSI	0.06662413513	0.06478946300	0.00183467213
9	IJERO	0.07128517645	0.07032474100	0.00096043545
10	IKERE	0.06224761335	0.06320615300	-0.00095853965
11	IKOLE	0.06670858144	0.06845188100	-0.00174329956
12	ILEJEMEJE	0.04681343307	0.04809769500	-0.00128426193
13	IREPODUN	0.05933286753	0.06014789500	-0.00081502747
14	ISE-ORUN	0.05789921577	0.05858168300	-0.00068246723
15	MOBA	0.06209768985	0.06140401500	0.00069367485
16	OYE	0.06036379803	0.06182668500	-0.00146288697
	<b>TOTAL</b>	<b>1.00000000000</b>	<b>1.000000000</b>	<b>0.00000000000</b>

**EKITI STATE OF NIGERIA**  
**OFFICE OF THE STATE ACCOUNTANT-GENERAL**  
**FOR THE MID-YEAR ENDED 30TH JUNE, 2024**

**DISTRIBUTIONS OF REVENUES TO EKITI-STATE JAAC ACCOUNT**

S/N	Items	January	February	March	April	May	June	TOTAL
1	Statutory Allocation	1,168,530,124.97	1,457,947,348.89	48,185,123.24	901,036,051.51	754,329,187.42	410,361,139.48	4,740,388,975.51
2	Value Added Tax	2,537,973,606.50	2,238,554,674.85	2,444,497,312.47	2,922,046,346.78	2,748,819,408.82	2,695,428,717.90	15,587,320,067.32
3	Exchange Rate Gain	932,728,121.47	870,043,877.70	1,872,989,440.70	894,139,132.80	1,382,837,887.10	1,567,307,145.53	7,520,045,605.30
4	Excess Crude Oil	-	-	-	-	-	-	-
5	Goods and Valuables	-	-	-	-	-	-	-
6	Excess Bank Charges	-	-	-	-	2,100,418,342.48	-	2,100,418,342.48
7	Electronic Money Transfer	110,339,613.42	96,417,499.54	91,917,744.74	89,810,632.06	110,023,058.87	92,142,897.09	590,651,445.72
8	Forex Equalization	-	-	-	-	-	-	-
9	Intervention Funds	-	-	-	-	-	49,446,818.76	49,446,818.76
10	Additional Funds	-	-	30,000,000.00	-	-	19,000,000.00	49,000,000.00
11	Non Oil Revenue	-	-	-	-	-	-	-
12	Ecological Fund	70,771,138.51	63,037,747.39	69,840,036.80	57,673,087.78	53,855,255.53	123,445,060.55	438,622,325.56
13	10% IGR to LG	103,754,591.79	106,988,174.01	123,007,122.36	126,813,852.60	126,498,960.32	129,701,594.73	716,764,295.81
14	Refund	-	-	-	-	-	-	-
15	Balance B/F	-	-	-	-	-	-	-
	<b>TOTAL</b>	<b>4,924,097,196.66</b>	<b>4,832,989,322.38</b>	<b>4,680,436,780.31</b>	<b>4,991,519,103.53</b>	<b>7,276,782,100.54</b>	<b>5,086,833,374.04</b>	<b>31,792,657,877.46</b>