



EKITI STATE GOVERNMENT

BUDGET IMPLEMENTATION REPORT FOR 2026 QUARTER 1

APRIL, 2026

Contents

1	Summary of Performance	3
1.A	Introduction	3
1.A.1	Revenue Performance	3
1.A.4	Conclusions	5
1.B	Summary Budget Implementation Graphs	7
1.C	Summary Budget Implementation Report.....	9
2	Budget Implementation Reports by NCOA Segments	10
2.A	Revenue by Administrative Classification	10
2.B	Revenue by Economic Classification	13
2.C	Expenditure by Administrative Classification.....	17
2.D	Expenditure by Economic Classification.....	43
2.E	Expenditure by Functional Classification	50
2.F	Expenditure by Programme Classification	64
3	Capital Expenditure Details	70
4	Primary Healthcare Budget Performance	103
4.A	Overview	103
4.B	Budget Implementation Reports by NCOA Segment	105
5	Basic Education Budget Performance	108
5.A	Overview	108
5.B	Budget Implementation Reports by NCOA Segment	110

List of Graphical Presentations

Figure 1: Fiscal Performance Overview for Quarter	7
Figure 2: Summary of Primary Health Care Budget Performance Year to Date.....	104
Figure 3: Summary of Basic Education Budget Performance Year to Date.....	109

List of Reports

Table 1: Budget Implementation Summary	9
Table 2: Total Revenue by Administrative Classification.....	10
Table 3: Total Revenue by Economic Classification.....	13
Table 4: Total Expenditure by Administrative Classification	17
Table 5: Personnel Expenditure by Administrative Classification	26
Table 6: Overhead Expenditure by Administrative Classification	30
Table 7: Capital Expenditure by Administrative Classification	38
Table 8: Other Expenditure by Administrative Classification.....	42
Table 9: Total Expenditure by Economic Classification	43
Table 10: Total Expenditure by Functional Classification.....	50
Table 11: Personnel Expenditure by Functional Classification.....	54
Table 12: Overhead Expenditure by Functional Classification	57
Table 13: Capital Expenditure by Functional Classification.....	60
Table 14: Other Expenditure by Functional Classification	63
Table 15: Total Expenditure by Programme Classification.....	64
Table 16: Personnel Expenditure by Programme Classification.....	66
Table 17: Overhead Expenditure by Programme Classification	67
Table 18: Capital Expenditure by Programme Classification.....	68
Table 19: Other Expenditure by Programme Classification	69
Table 20: Capital Expenditure by Project	70
Table 21: Primary Healthcare Expenditure by Administrative Classification	105
Table 22: Primary Healthcare Expenditure by Functional Classification.....	105
Table 23: Primary Healthcare Expenditure by Programme Classification.....	106
Table 24: Primary Healthcare Expenditure by Economic Classification	107
Table 25: Basic Education Expenditure by Administrative Classification.....	110
Table 26: Basic Education Expenditure by Functional Classification.....	110
Table 27: Basic Education Expenditure by Programme Classification.....	111
Table 28: Basic Education Expenditure by Economic Classification	112

1 Summary of Performance

1.A Introduction

This Budget Implementation Report for Ekiti State is prepared and published quarterly within four (4) weeks from the end of each quarter.

This Report includes the approved Original Budget for the year 2026 against each organizational unit for each of the core economic classification of expenditure (Personnel, Overheads, Capital and Others), the actual expenditure for the Quarter (Q1) attributed to each organizational unit, as well as balances against each of the approved revenue and expenditure lines.

This Q1 Report is assessed against the 2026 Original Approved Budget. No Budget revisions were made in the quarter.

The core economic classifications are:

- Personnel – Economic Sub-Account Type 21
- Overheads – Economic Account Class 2202
- Capital - Economic Sub-Account Type 23
- Others - Economic Account Classes 2203-2209 as applicable

The Report also includes sections 4 and 5 containing detailed Reports on Primary Healthcare and Basic Education expenditures, respectively.

This Budget Implementation Report is produced by the Ministry of Budget and Economic Planning in conjunction with the Ministry of Finance, Office of the State Accountant-General, Office of the State Auditor-General and the Internal Revenue Service, being the MDAs that constitute the Fiscal Coordinating Agencies. It is also published on the Ekiti State website at <http://www.ekitistate.gov.ng/>

QUARTER 1 2026 BUDGET PERFORMANCE:

1.A.1 Revenue Performance

- i. **OPENING BALANCE:** The sum of **₦33,574,233,808.29** was budgeted as the opening balance for the 2026 fiscal year. Meanwhile, the actual figure at the beginning of the 2026 fiscal year was **₦59,072,927,393.18**. The figure was obtained from the 2025 Audited Financial Statements. The bulk of the Opening Balance was unspent revenue obtained from Development Partners in 2025 for the implementation of specific projects which spilled over to year 2026. The implementation of these projects is in phases (subjects to the approval of the Donor Partners). These projects include L-PRES, RAAMP, NEWMAP, UBEC etc.
- ii. **STATUTORY ALLOCATION (Federal Allocation and Value Added Tax):** The sum of **₦206,786,293,246.66** was projected as the Government Share of

Statutory Allocation (Federal Allocation and Value Added Tax) in the 2026 Approved Budget. However, the sum of **₦49,573,844,357.27** was realized in Quarter 1, 2026, thus implying **24%** performance of the full year Budget. Meanwhile, the revenue from FAAC is expected to improve in subsequent Quarters when the State receives revenue from Exchange Rate Gains, Solid Mineral, NLNG Dividend etc.

- iii. INDEPENDENT REVENUE (IGR):** The sum of **₦45,455,732,246.66** was budgeted as Independent Revenue in the 2026 Final Budget. However, the sum of **₦15,401,052,724.02** was realized in Q1, representing **33.9%** performance. The impressive performance in Q1 was attributed to the enhancement of the monitoring and collection procedures by the Ekiti State Internal Revenue Service and the Revenue Generating MDAs in the State. Meanwhile, some revenue lines exceeded their Budget targets due to the following reasons:
- i. Private School Licence – Increase in the number of Schools established in the State.
 - ii. Court Fee - Increase in the number of applicants for affidavits, filing of cases and probates.
 - iii. Entrance Examination Fee - Increase in the number of candidates that applied for the entrance examination into Junior Secondary Schools.
- iv. AIDS AND GRANTS:** The sum of **₦40,575,601,634.45** was budgeted as revenue from Aids and Grants in the 2026 approved Budget. However, the sum of **₦100,395,529.09** was received in the Quarter (Q1). The YTD total of **₦100,395,529.09** represents **0.2%** performance. Meanwhile, it is imperative to note that the performance is expected to improve in subsequent quarters when the State obtains the connected receipts from the Donor Partners.
- v. CAPITAL DEVELOPMENT FUND (CDF) RECEIPTS:** Under this revenue Head, the sum of **₦89,180,209,205.00** was budgeted as revenue in the 2026 Budget. However, the sum of **₦3,010,240,865.68** was realized in the First Quarter (Q1). This implies **3.4%** performance. Meanwhile, it is imperative to note that the performance is expected to improve in subsequent quarters when the State obtains the connected receipts from the Donor Partners.

In conclusion, the **Total Revenue** performance (including the Opening Balance) in the period under review, was **₦127,158,460,869.23** as against the budgeted amount for the full year of **₦415,572,070,139.44**. This represents **30.6%** year-to-date performance. Meanwhile, the State will prepare the 2026 Revised Budget to cater for the Budget lines that have exceeded their revenue targets in Q1 for presentation to the State House of Assembly for legislation.

1. A.2 Recurrent Expenditure Performance

This is made up of Personnel Costs and Other Recurrent Costs.

- **Personnel Costs:** Under this Expenditure head, the sum of **₦64,764,450,601.74** was estimated in the full year 2026 Budget. The sum of **₦15,133,049,386.42** was expended on Personnel Costs in the First Quarter (Q1). This represents **23.4%** performance. This performance could be attributed to the timely payment of salaries of workers and pensions to retirees. Furthermore, the State Government committed substantial amounts to offset the arrears on Gratuities to retirees in Q1. Meanwhile, the projections of MDAs that exceeded their target in the Q1 will be reviewed upward in the 2026 Revised Budget.
- **Other Recurrent Costs:** The sum of **₦157, 108,388,470.10** was projected for Other Recurrent Costs in the 2026 Budget. The sum of **₦36, 619,021,146.84** was spent in Q1 on this Expenditure Head, thus implying **23.3%** performance. It is imperative to note that the State was mindful of not exceeding the 25% target in Q1.
- **Public Debt Charges:** The sum of **₦32, 000,000,000.00** was projected for Public Debts Charges in the 2026 Approved Budget. However, the sum of **₦4, 196,541,945.30** was spent in Q1 on this Expenditure Head, thus implying 13.1% year-to-date performance. Meanwhile, the performance is expected to improve in subsequent quarters when the moratorium period agreed on some facilities would have elapsed.

1.A.3 Capital Expenditure:

- The sum of **₦193, 699,231,067.60** was budgeted for Capital Projects in the 2026 Final Budget. In Quarter 1, the actual Capital Expenditure was **₦16,921,126,367.67**. This depicts 8.7% performance in the first quarter of 2026. The relatively low performance of Capital Expenditure could be attributed to the fact that the projects have been strategically planned to commence in the later part of the year.

In conclusion, the 2026 Total Expenditure performance of the Budget in Q1 was **₦68,673,196,900.93**, as against the approved full year budgeted amount of **₦415,572,070,139.44**. This represents 16.5% year-to-date performance.

1.A.4 Conclusions

- The First Quarter (Q1) 2026 Budget Implementation Report (BIR) was carried out in line with the uniform Template as agreed with the Sub-nationals. It is also in line with the National Chart of Accounts (NCOA) with a view to determining the actual level of performances on Revenue and Expenditure by MDAs in the First Quarter of the year.

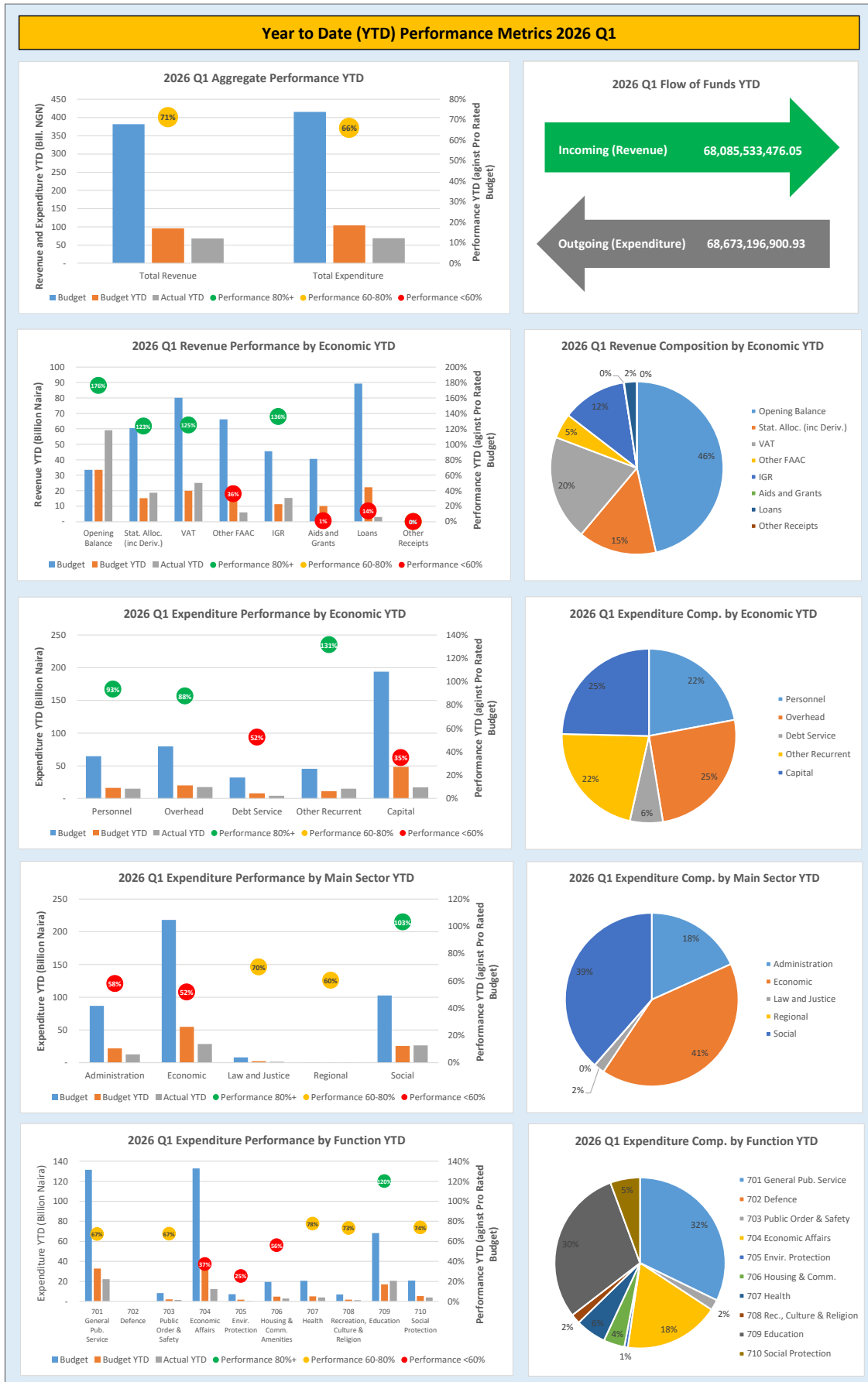
It also contains the details of the Basic Education and Primary Care Health actuals on Recurrent and Capital expenditure in line with the HOPE.GOV requirements.

1.B Summary Budget Implementation Graphs

Figure 1: Fiscal Performance Overview for Quarter



Figure 2: Fiscal Performance Overview for Full Year 2026



1.C Summary Budget Implementation Report

Table 1: Budget Implementation Summary

Ekiti State Government 2026 Q1 Budget Performance Report - Summary

Item	2026 Original Budget	2026 Q1 Performance	2026 Performance Year to Date (Q1)	% Performance Year to Date against 2026 Original Budget	Balance (against Original Budget)
Opening Balance	33,574,233,808.29	59,072,927,393.18	59,072,927,393.18	175.9%	- 25,498,693,584.89
Recurrent Revenue	252,242,025,491.70	64,974,897,081.29	64,974,897,081.29	25.8%	187,267,128,410.41
11 - GOVERNMENT SHARE OF FAAC	206,786,293,245.04	49,573,844,357.27	49,573,844,357.27	24.0%	157,212,448,887.77
12 - Independent Revenue	45,455,732,246.66	15,401,052,724.02	15,401,052,724.02	33.9%	30,054,679,522.64
Recurrent Expenditure	221,872,839,071.84	51,752,070,533.26	51,752,070,533.26	23.3%	170,120,768,538.58
21 - PERSONNEL COST (INCLUDING 2201 WHERE APPROPRIATE)	64,764,450,601.74	15,133,049,386.42	15,133,049,386.42	23.4%	49,631,401,215.32
22 - OTHER RECURRENT COSTS (EXCLUDING 2201)	157,108,388,470.10	36,619,021,146.84	36,619,021,146.84	23.3%	120,489,367,323.26
<i>Breakdown of Other Recurrent Costs</i>					
2202 - OVERHEAD COST	79,511,189,086.68	17,434,986,822.78	17,434,986,822.78	21.9%	62,076,202,263.90
OTHER RECURRENT (2203-2209)	77,597,199,383.42	19,184,034,324.06	19,184,034,324.06	24.7%	58,413,165,059.36
Transfer to Capital Account	63,943,420,228.15	72,295,753,941.21	72,295,753,941.21	113.1%	- 8,352,333,713.06
Other Receipts	129,755,810,839.45	3,110,636,394.76	3,110,636,394.76	2.4%	126,645,174,444.69
13 - Aid And Grants	40,575,601,634.45	100,395,529.09	100,395,529.09	0.2%	40,475,206,105.36
14 - Capital Developmentfund (Cdf) Receipts	89,180,209,205.00	3,010,240,865.67	3,010,240,865.67	3.4%	86,169,968,339.33
Capital Expenditure	193,699,231,067.60	16,921,126,367.67	16,921,126,367.67	8.7%	176,778,104,699.94
23 - Capital Expenditure	193,699,231,067.60	16,921,126,367.67	16,921,126,367.67	8.7%	176,778,104,699.94
Total Revenue (including OB)	415,572,070,139.44	127,158,460,869.23	127,158,460,869.23	30.6%	288,413,609,270.21
Total Expenditure	415,572,070,139.44	68,673,196,900.93	68,673,196,900.93	16.5%	346,898,873,238.52

2 Budget Implementation Reports by NCOA Segments

2.A Revenue by Administrative Classification

Table 2: Total Revenue by Administrative Classification

Ekiti State Government Budget Performance Report 2026 Q1 - Total Revenue by Administrative Classification

Code	Administrative Unit	2026 Original Budget	2026 Q1 Performance	2026 Performance Year to Date (Q1)	% Performance Year to Date against 2026 Original Budget	Balance (against Original Budget)
	Total Revenue	381,997,836,331.15	68,085,533,476.05	68,085,533,476.05	17.8%	313,912,302,855.10
01000000000	Administration Sector	212,942,221.10	19,107,250.00	19,107,250.00	9.0%	193,834,971.10
01110000000	Governor's Office	87,024,170.61	16,846,500.00	16,846,500.00	19.4%	70,177,670.61
011100400100	Ekiti State Sustainable Development Goals Office	500,000.00	-	-	0.0%	500,000.00
011103700100	Muslim Pilgrims Welfare Board	1,500,000.00	-	-	0.0%	1,500,000.00
011103800100	Christian Pilgrims Welfare Board	1,500,000.00	60,000.00	60,000.00	4.0%	1,440,000.00
011100700100	Ekiti State Bureau of Public Procurement	58,000,000.00	15,170,000.00	15,170,000.00	26.2%	42,830,000.00
011111300200	Pension Transition Arrangement Department	3,024,170.61	679,500.00	679,500.00	22.5%	2,344,670.61
011110100100	Bureau of Special Projects	12,000,000.00	-	-	0.0%	12,000,000.00
011111200100	General Administration Department	3,500,000.00	250,000.00	250,000.00	7.1%	3,250,000.00
011111200200	Petroleum Product Consumer Protection Agency	1,000,000.00	-	-	0.0%	1,000,000.00
011111400500	Ekiti State Liaison Office, Lagos	3,000,000.00	232,000.00	232,000.00	7.7%	2,768,000.00
011111900100	Ekiti State Bureau of Local Content	3,000,000.00	455,000.00	455,000.00	15.2%	2,545,000.00
01610000000	Secretary to the State Government	1,000,000.00	218,700.00	218,700.00	21.9%	781,300.00
016101300100	Cabinet and Special Services	1,000,000.00	218,700.00	218,700.00	21.9%	781,300.00
01120000000	Ekiti State House of Assembly	7,718,050.49	19,500.00	19,500.00	0.3%	7,698,550.49
011200300100	Ekiti State House of Assembly	5,600,000.00	-	-	0.0%	5,600,000.00
011200400100	House of Assembly Service Commission	618,050.49	3,500.00	3,500.00	0.6%	614,550.49
011200500100	Ekiti State Legislative Service Loans Board	1,500,000.00	16,000.00	16,000.00	1.1%	1,484,000.00
01230000000	Ministry of Information	110,000,000.00	-	-	0.0%	110,000,000.00
012300300100	Broadcasting Service of Ekiti State	110,000,000.00	-	-	0.0%	110,000,000.00
01250000000	Head of Service	3,000,000.00	1,043,550.00	1,043,550.00	34.8%	1,956,450.00
012500600100	Office of Establishments and Service Matters	3,000,000.00	1,043,550.00	1,043,550.00	34.8%	1,956,450.00
01620000000	Ministry of Capacity Development and Training	1,500,000.00	291,500.00	291,500.00	19.4%	1,208,500.00
016200100100	Ministry of Capacity Development and Training	500,000.00	59,500.00	59,500.00	11.9%	440,500.00
016200400100	Staff Development Centre	1,000,000.00	232,000.00	232,000.00	23.2%	768,000.00
01400000000	Ekiti State Auditor General's Office	700,000.00	90,000.00	90,000.00	12.9%	610,000.00
014000100100	Ekiti State Auditor General's Office	400,000.00	90,000.00	90,000.00	22.5%	310,000.00
014000300100	Ekiti State Audit Service Commission	300,000.00	-	-	0.0%	300,000.00
01470000000	Ekiti State Civil Service Commission	2,000,000.00	597,500.00	597,500.00	29.9%	1,402,500.00
014700100100	Ekiti State Civil Service Commission	2,000,000.00	597,500.00	597,500.00	29.9%	1,402,500.00
02000000000	Economic Sector	352,341,701,378.99	58,277,580,016.64	58,277,580,016.64	16.5%	294,064,121,362.35
02150000000	Ministry of Agriculture and Food Security	29,745,500,000.00	2,292,316,260.00	2,292,316,260.00	7.7%	27,453,183,740.00
021500100100	Ministry of Agriculture and Food Security	29,703,000,000.00	2,289,255,260.00	2,289,255,260.00	7.7%	27,413,744,740.00
021510200100	Agricultural Development Programme	500,000.00	52,000.00	52,000.00	10.4%	448,000.00
021511000100	Fountain Agricultural Marketing Agency	4,000,000.00	334,000.00	334,000.00	8.4%	3,666,000.00
021511700100	Farm Settlement and Peasant Farmer Development Programme	28,000,000.00	2,675,000.00	2,675,000.00	9.6%	25,325,000.00
021511800100	Ekiti State Rural Access and Agricultural Marketing Project (RAAMP) Office	10,000,000.00	-	-	0.0%	10,000,000.00
02200000000	Ministry of Finance	298,978,217,577.34	55,248,452,179.35	55,248,452,179.35	18.5%	243,729,765,397.99
022000100100	Ministry of Finance	500,024.37	7,500.00	7,500.00	1.5%	492,524.37
022000700100	Office of the Accountant General	274,129,293,245.04	49,641,193,425.14	49,641,193,425.14	18.1%	224,488,099,819.90
022000800100	Ekiti State Internal Revenue Service	24,568,424,307.93	5,518,029,452.34	5,518,029,452.34	22.5%	19,050,394,855.59
022000900100	Signage and Advertisement Agency	150,000,000.00	36,902,002.00	36,902,002.00	24.6%	113,097,998.00
022001000100	Ekiti State Lotteries Commission	130,000,000.00	52,319,799.87	52,319,799.87	40.2%	77,680,200.13
02220000000	Ministry of Trade, Investment, Industries and Cooperatives	10,647,369,794.85	72,587,150.00	72,587,150.00	0.7%	10,574,782,644.85
022200100100	Ministry of Trade, Investment, Industries and Cooperatives	100,000,000.00	48,301,150.00	48,301,150.00	48.3%	51,698,850.00
022200600100	Cooperative Department & Coop. College, Ijero Ekiti	1,492,146.24	-	-	0.0%	1,492,146.24

Code	Administrative Unit	2026 Original Budget	2026 Q1 Performance	2026 Performance Year to Date (Q1)	% Performance Year to Date against 2026 Original Budget	Balance (against Original Budget)
022200900100	Knowledge Zone Projects Unit	10,474,267,000.00	13,786,000.00	13,786,000.00	0.1%	10,460,481,000.00
022205200100	Ekiti State Development and Investment Promotion Agency	100,000.00	-	-	0.0%	100,000.00
022205400200	Ekiti State Enterprise Development Agency	1,510,648.61	-	-	0.0%	1,510,648.61
022205500100	Ekiti State Mineral Resources Development Agency	70,000,000.00	10,500,000.00	10,500,000.00	15.0%	59,500,000.00
022900000000	Ministry of Transportation	262,048,000.30	75,273,400.00	75,273,400.00	28.7%	186,774,600.30
022900100100	Ministry of Transportation	250,000,000.00	72,766,900.00	72,766,900.00	29.1%	177,233,100.00
022900200100	Ekiti State Traffic Management Agency	12,048,000.30	2,506,500.00	2,506,500.00	20.8%	9,541,500.30
023600000000	Ministry of Arts, Culture and Creative Economic	8,000,000.00	1,625,900.00	1,625,900.00	20.3%	6,374,100.00
023600100100	Ministry of Arts, Culture and Tourism Development	3,000,000.00	150,000.00	150,000.00	5.0%	2,850,000.00
023600200100	Bureau of Tourism	5,000,000.00	1,475,900.00	1,475,900.00	29.5%	3,524,100.00
023800000000	Ministry of Budget and Economic Planning	10,753,530,000.00	2,492,800.00	2,492,800.00	0.0%	10,751,037,200.00
023800100100	Ministry of Budget and Economic Planning	10,753,530,000.00	2,492,800.00	2,492,800.00	0.0%	10,751,037,200.00
025200000000	Ekiti State Water Cooperation	37,500,000.00	6,629,600.00	6,629,600.00	17.7%	30,870,400.00
025200100100	Ekiti State Water Cooperation	32,500,000.00	6,629,600.00	6,629,600.00	20.4%	25,870,400.00
025200100200	Ekiti State Small Towns and Rural Water Supply and Sanitation Agency	5,000,000.00	-	-	0.0%	5,000,000.00
025300000000	Ministry of Physical Planning and Urban Development	1,739,266,006.50	512,890,670.71	512,890,670.71	29.5%	1,226,375,335.79
025300100100	Ministry of Physical Planning and Urban Development	200,266,006.50	37,488,493.00	37,488,493.00	18.7%	162,777,513.50
025300200100	Ekiti State Housing Corporation	300,000,000.00	79,843,782.69	79,843,782.69	26.6%	220,156,217.31
025300300200	Bureau of Land Services	1,200,000,000.00	390,027,049.02	390,027,049.02	32.5%	809,972,950.98
025300300300	Geospatial Data Centre	3,000,000.00	150,000.00	150,000.00	5.0%	2,850,000.00
025300400100	Office of Surveyor General	36,000,000.00	5,381,346.00	5,381,346.00	14.9%	30,618,654.00
026300000000	Ministry of Infrastructure and Public Utilities	170,270,000.00	65,312,056.58	65,312,056.58	38.4%	104,957,943.42
026300100100	Ministry of Infrastructure and Public Utilities	162,000,000.00	9,758,000.00	9,758,000.00	6.0%	152,242,000.00
026300200100	Ekiti State Electricity Board	2,120,000.00	55,504,056.58	55,504,056.58	2618.1%	53,384,056.58
026300600100	Ekiti State Electricity Regulatory Bureau	1,150,000.00	50,000.00	50,000.00	4.3%	1,100,000.00
026300900100	Ekiti State Water and Sanitation Regulatory Agency	5,000,000.00	-	-	0.0%	5,000,000.00
030000000000	Law & Justice Sector	838,000,000.00	266,604,532.55	266,604,532.55	31.8%	571,395,467.45
031800000000	Judicial Council	38,000,000.00	43,889,431.92	43,889,431.92	115.5%	5,889,431.92
031800100100	The Judiciary	35,000,000.00	42,980,881.92	42,980,881.92	122.8%	7,980,881.92
031801100100	Ekiti State Judicial Service Commission	1,000,000.00	117,500.00	117,500.00	11.8%	882,500.00
031805200200	Ekiti State Customary Court of Appeal	2,000,000.00	791,050.00	791,050.00	39.6%	1,208,950.00
032600000000	Ministry of Justice	800,000,000.00	222,715,100.63	222,715,100.63	27.8%	577,284,899.37
032600100100	Ministry of Justice	800,000,000.00	222,715,100.63	222,715,100.63	27.8%	577,284,899.37
050000000000	Social Sector	28,605,192,731.06	9,522,241,676.86	9,522,241,676.86	33.3%	19,082,951,054.20
051300000000	Ministry of Youth	13,000,000.00	1,801,000.00	1,801,000.00	13.9%	11,199,000.00
051300100100	Ministry of Youth Development	10,000,000.00	1,720,000.00	1,720,000.00	17.2%	8,280,000.00
051305100100	Ekiti State Sport Commission	3,000,000.00	81,000.00	81,000.00	2.7%	2,919,000.00
051400000000	Ministry of Women Affairs and Social Development	2,007,500,000.00	2,160,000.00	2,160,000.00	0.1%	2,005,340,000.00
051400100100	Ministry of Women Affairs and Social Development	2,007,500,000.00	2,160,000.00	2,160,000.00	0.1%	2,005,340,000.00
051700000000	Ministry of Education	20,329,589,151.06	8,363,494,160.58	8,363,494,160.58	41.1%	11,966,094,990.48
051700100100	Ministry of Education	1,169,442,205.00	190,529,800.00	190,529,800.00	16.3%	978,912,405.00
051700200100	Ekiti State Libabry Board	500,000.00	-	-	0.0%	500,000.00
051700300100	Education Trust Fund	1,800,000,000.00	662,542,921.73	662,542,921.73	36.8%	1,137,457,078.27
051700400100	State Universal Basic Education Board (SUBEB)	3,569,642,584.45	-	-	0.0%	3,569,642,584.45
051700500100	Agency for Adult and Non Formal Education	600,000.00	270,000.00	270,000.00	45.0%	330,000.00
051702600100	School of Agriculture and Enterprise Agency	112,000.00	-	-	0.0%	112,000.00
051702600200	Ekiti State University, Ado Ekiti	8,509,578,114.41	5,270,879,648.14	5,270,879,648.14	61.9%	3,238,698,466.27
051702600300	Bamidele Olumilua University of Education, Science and Technology, Ikere Ekiti	4,025,786,000.00	1,636,772,731.27	1,636,772,731.27	40.7%	2,389,013,268.73
051702600400	Ekiti State College Of Health Science and Technology, Tjero Ekiti	1,200,412,812.50	575,452,152.50	575,452,152.50	47.9%	624,960,660.00
051702600500	Ekiti State Polytechnic, Isan Ekiti	50,065,434.70	25,634,035.00	25,634,035.00	51.2%	24,431,399.70
051705300100	Ekiti State Board for Technical And Vocational Education	450,000.00	115,000.00	115,000.00	25.6%	335,000.00
051705500100	Ekiti State Teaching Service Commission	3,000,000.00	1,297,871.94	1,297,871.94	43.3%	1,702,128.06
052100000000	Ministry of Health and Human Services	2,938,603,580.00	1,106,387,470.28	1,106,387,470.28	37.7%	1,832,216,109.72
052100100100	Ministry of Health and Human Services	1,023,000,000.00	794,184,927.14	794,184,927.14	77.6%	228,815,072.86
052100200100	Ekiti State Health Insurance Scheme	600,000,000.00	-	-	0.0%	600,000,000.00
052100300100	Primary Healthcare Development	208,429,050.00	40,436,840.00	40,436,840.00	19.4%	167,992,210.00
052102600100	Ekiti State University Teaching Hospital, Ado Ekiti	800,000,000.00	165,700,714.57	165,700,714.57	20.7%	634,299,285.43

Code	Administrative Unit	2026 Original Budget	2026 Q1 Performance	2026 Performance Year to Date (Q1)	% Performance Year to Date against 2026 Original Budget	Balance (against Original Budget)
052110200100	Hospitals Management Board	300,174,530.00	103,369,028.80	103,369,028.80	34.4%	196,805,501.20
052110400100	Ekiti State Drugs Health Supplies Management Agency (EKSDMA)	7,000,000.00	2,695,959.77	2,695,959.77	38.5%	4,304,040.23
053500000000	Ministry of Environment	3,313,500,000.00	44,499,550.00	44,499,550.00	1.3%	3,269,000,450.00
053500100100	Ministry of Environment	3,073,500,000.00	4,670,000.00	4,670,000.00	0.2%	3,068,830,000.00
053501600100	State Environmental Protection Agency	30,000,000.00	2,084,000.00	2,084,000.00	6.9%	27,916,000.00
053505300100	Ekiti State Waste Management Authority	100,000,000.00	1,878,860.00	1,878,860.00	1.9%	98,121,140.00
053505400100	Ekiti State Forestry Commission	110,000,000.00	35,866,690.00	35,866,690.00	32.6%	74,133,310.00
055100000000	Ministry of Local Government Affairs	1,500,000.00	2,846,996.00	2,846,996.00	189.8%	- 1,346,996.00
055100100100	Ministry of Local Government Affairs	1,500,000.00	2,846,996.00	2,846,996.00	189.8%	- 1,346,996.00
056600000000	Ministry of Chieftaincy and Home Affairs	1,500,000.00	1,052,500.00	1,052,500.00	70.2%	447,500.00
056600100100	Ministry of Chieftaincy and Home Affairs	1,500,000.00	1,052,500.00	1,052,500.00	70.2%	447,500.00

2.B Revenue by Economic Classification

Table 3: Total Revenue by Economic Classification

Ekiti State Government Budget Performance Report 2026 Q1 - Total Revenue by Economic Classification

Code	Economic	2026 Original Budget	2026 Q1 Performance	2026 Performance Year to Date (Q1)	% Performance Year to Date against 2026 Original Budget	Balance (against Original Budget)
1	Revenue	381,997,836,331.15	68,085,533,476.05	68,085,533,476.05	17.8%	313,912,302,855.10
11	GOVERNMENT SHARE OF FAAC	206,786,293,245.04	49,573,844,357.27	49,573,844,357.27	24.0%	157,212,448,887.77
1101	GOVERNMENT SHARE OF FAAC	206,786,293,245.04	49,573,844,357.27	49,573,844,357.27	24.0%	157,212,448,887.77
110101	STATE GOVERNMENT SHARE OF STATUTORY REVENUES	60,524,328,653.82	18,643,847,245.58	18,643,847,245.58	30.8%	41,880,481,408.24
11010101	Statutory Allocation	60,524,328,653.82	18,643,847,245.58	18,643,847,245.58	30.8%	41,880,481,408.24
110102	STATE GOVERNMENT SHARE OF VAT	80,101,820,588.58	25,003,834,739.33	25,003,834,739.33	31.2%	55,097,985,849.25
11010201	Share Of VAT	80,101,820,588.58	25,003,834,739.33	25,003,834,739.33	31.2%	55,097,985,849.25
110103	STATE GOVERNMENT SHARE OF OTHER FAAC REVENUES	66,160,144,002.64	5,926,162,372.36	5,926,162,372.36	9.0%	60,233,981,630.28
11010301	Excess Crude	3,000,000,000.00	-	-	0.0%	3,000,000,000.00
11010303	Exchange Gain	5,502,564,633.17	-	-	0.0%	5,502,564,633.17
11010304	Ecological Fund	2,602,613,216.73	167,839,010.20	167,839,010.20	6.4%	2,434,774,206.53
11010305	Electronic Money Transfer Levy (EMTL)	2,054,966,152.74	379,161,681.08	379,161,681.08	18.5%	1,675,804,471.66
11010306	FOREX Equalisation Mineral	3,000,000,000.00	-	-	0.0%	3,000,000,000.00
11010308	Solid Mineral	1,000,000,000.00	-	-	0.0%	1,000,000,000.00
11010399	Other FAAC Distributions	49,000,000,000.00	5,379,161,681.08	5,379,161,681.08	11.0%	43,620,838,318.92
12	Independent Revenue	45,455,732,246.66	15,401,052,724.02	15,401,052,724.02	33.9%	30,054,679,522.64
1201	Tax Revenue	20,850,300,000.00	5,410,878,240.09	5,410,878,240.09	26.0%	15,439,421,759.91
120101	Personal Taxes	16,999,300,000.00	4,614,130,087.17	4,614,130,087.17	27.1%	12,385,169,912.83
12010101	Personal Taxes	15,699,300,000.00	4,196,654,929.17	4,196,654,929.17	26.7%	11,502,645,070.83
12010112	Direct Assessment	1,300,000,000.00	417,475,158.00	417,475,158.00	32.1%	882,524,842.00
120103	OTHER TAXES	3,851,000,000.00	796,748,152.92	796,748,152.92	20.7%	3,054,251,847.08
12010301	Capital Gain Tax	1,000,000.00	330,200.00	330,200.00	33.0%	669,800.00
12010302	Tax Audit	1,000,000,000.00	64,564,427.58	64,564,427.58	6.5%	935,435,572.42
12010303	Stamp Duties	200,000,000.00	20,181,698.92	20,181,698.92	10.1%	179,818,301.08
12010304	Withholding Tax	1,550,000,000.00	457,469,699.50	457,469,699.50	29.5%	1,092,530,300.50
12010305	Development Tax/Levy	1,100,000,000.00	254,202,126.92	254,202,126.92	23.1%	845,797,873.08
1202	Non-Tax Revenue	24,605,432,246.66	9,990,174,483.93	9,990,174,483.93	40.6%	14,615,257,762.73
120201	Licences - General	580,300,000.00	141,655,750.00	141,655,750.00	24.4%	438,644,250.00
12020115	Cattle Dealer Licenses	1,600,000.00	-	-	0.0%	1,600,000.00
12020119	Fishing Permits	500,000.00	-	-	0.0%	500,000.00
12020126	Tractor Hiring Services	200,000.00	-	-	0.0%	200,000.00
12020131	Motor Vehicle License	400,000,000.00	77,109,650.00	77,109,650.00	19.3%	322,890,350.00
12020132	Drivers' Licenses	150,000,000.00	20,527,300.00	20,527,300.00	13.7%	129,472,700.00
12020133	Patent Medicine & Drug Stores Licenses	1,000,000.00	-	-	0.0%	1,000,000.00
12020134	Private Schools Licenses	10,000,000.00	36,853,300.00	36,853,300.00	368.5%	26,853,300.00
12020143	Sawmill Licences	6,000,000.00	2,740,000.00	2,740,000.00	45.7%	3,260,000.00
12020144	Power Chain Licences	6,000,000.00	2,175,500.00	2,175,500.00	36.3%	3,824,500.00
12020145	Hammer Registration/Renewal	4,000,000.00	2,250,000.00	2,250,000.00	56.3%	1,750,000.00
12020153	Store Keeper Licence	1,000,000.00	-	-	0.0%	1,000,000.00
120204	Fees - General	19,388,660,827.11	8,323,605,417.31	8,323,605,417.31	42.9%	11,065,055,409.80
12020401	Court Fees	27,000,000.00	43,194,831.92	43,194,831.92	160.0%	16,194,831.92
12020402	Vehicle Inspection/Motor Vehicle Examination Fees	162,000,000.00	45,766,900.00	45,766,900.00	28.3%	116,233,100.00
12020403	Examinations Documents Contract Tender Fees	2,500,000.00	250,000.00	250,000.00	10.0%	2,250,000.00
12020404	Renewal Of Private Vocational Institutions Fees	100,000.00	100,000.00	100,000.00	100.0%	-
12020405	Up-Grading Fees Of Private Secondary School Fees	10,000,000.00	-	-	0.0%	10,000,000.00
12020406	Registration/Annual Renewal Of Private Tertiary Institution Fees	1,300,000.00	240,000.00	240,000.00	18.5%	1,060,000.00
12020407	Registration/Inspection fees	10,000,000.00	1,170,000.00	1,170,000.00	11.7%	8,830,000.00
12020408	Compilation of Certificates Fees	10,000,000.00	5,000.00	5,000.00	0.1%	9,995,000.00
12020409	Acceptance Fees	2,500,000.00	3,620,000.00	3,620,000.00	144.8%	1,120,000.00
12020410	Dressing And Drug Fees	10,000,000.00	170,832.00	170,832.00	1.7%	9,829,168.00

Code	Economic	2026 Original Budget	2026 Q1 Performance	2026 Performance Year to Date (Q1)	% Performance Year to Date against 2026 Original Budget	Balance (against Original Budget)
12020411	Certificate Of Occupancy Fees	14,000,000.00	-	-	0.0%	14,000,000.00
12020412	Medical Services Fees	103,732,389.69	81,204,447.44	81,204,447.44	78.3%	22,527,942.25
12020413	Food Vendors Fees	100,000.00	-	-	0.0%	100,000.00
12020415	Control Post Fees	3,000,000.00	-	-	0.0%	3,000,000.00
12020416	Evaluation Of Certificates Fees	10,000,000.00	60,000.00	60,000.00	0.6%	9,940,000.00
12020417	Contractor Registration Fees	8,500,000.00	320,000.00	320,000.00	3.8%	8,180,000.00
12020418	Marriage Fees	5,900,000.00	1,815,000.00	1,815,000.00	30.8%	4,085,000.00
12020419	Identification of State of Origin Fees (State and Other Offices)	1,000,000.00	218,700.00	218,700.00	21.9%	781,300.00
12020420	Environmental Health & Sanitation Fees	3,900,000.00	1,295,500.00	1,295,500.00	33.2%	2,604,500.00
12020421	General Service Fees	48,500,000.00	5,725,460.00	5,725,460.00	11.8%	42,774,540.00
12020422	Entrance Examination Fees	21,500,000.00	150,128,500.00	150,128,500.00	698.3%	128,628,500.00
12020423	Legal Documents Fees	792,000,000.00	223,116,454.88	223,116,454.88	28.2%	568,883,545.12
12020424	Accreditation Fees	100,000.00	50,000.00	50,000.00	50.0%	50,000.00
12020425	New Identification Marks Fees	10,000,000.00	-	-	0.0%	10,000,000.00
12020426	Registration/Renewal Fees	4,800,000.00	2,776,500.00	2,776,500.00	57.8%	2,023,500.00
12020427	Contract Document And Tender Fees	52,212,170.61	59,011,556.58	59,011,556.58	113.0%	6,799,385.97
12020428	Fire Safety Certificate Fees	4,500,000.00	1,265,000.00	1,265,000.00	28.1%	3,235,000.00
12020430	Professional Registration Fees	3,400,000.00	90,000.00	90,000.00	2.6%	3,310,000.00
12020431	Environmental Impact Assessment Fees	5,000,000.00	510,000.00	510,000.00	10.2%	4,490,000.00
12020434	Model Estate Allocation Form Fees	10,000,000.00	-	-	0.0%	10,000,000.00
12020435	Hospital Registration Cards Fees	27,000,000.00	3,719,682.00	3,719,682.00	13.8%	23,280,318.00
12020438	Survey/ Planning/ Building Fees	31,500,000.00	4,265,746.00	4,265,746.00	13.5%	27,234,254.00
12020439	Regularization Fees On Government Land	3,000,000.00	-	-	0.0%	3,000,000.00
12020440	Farming Fees	25,000,000.00	1,814,800.00	1,814,800.00	7.3%	23,185,200.00
12020443	Categorization Of Contract Fees	48,000,000.00	15,170,000.00	15,170,000.00	31.6%	32,830,000.00
12020444	Registration Of Contract Fees	11,020,000.00	-	-	0.0%	11,020,000.00
12020445	Street Name And Others Fees	7,500,000.00	-	-	0.0%	7,500,000.00
12020446	Agricultural/Vetinary Services Fees	285,849.00	4,700,000.00	4,700,000.00	1644.2%	4,414,151.00
12020447	Land Use Fees	5,000,000.00	-	-	0.0%	5,000,000.00
12020448	Administrative Fees	4,600,000.00	2,861,996.00	2,861,996.00	62.2%	1,738,004.00
12020449	Business/Trade Operating Fees	35,050,000.00	23,590,300.00	23,590,300.00	67.3%	11,459,700.00
12020450	Registration/Grading/Classification And Cert. Of Hospitality & Tourism Ent Fee	300,000.00	-	-	0.0%	300,000.00
12020451	Timber & Forest Fees	3,500,000.00	3,500,000.00	3,500,000.00	100.0%	-
12020452	Renewal Of Cooperative Certificate Fees	1,219,562,812.50	584,437,152.50	584,437,152.50	47.9%	635,125,660.00
12020453	Applications Fees	10,110,000.00	154,000.00	154,000.00	1.5%	9,956,000.00
12020456	School Tuition/Registration/Examination Fees	7,456,532,765.05	5,577,857,029.25	5,577,857,029.25	74.8%	1,878,675,735.80
12020457	Compulsory Examination For Civil Servants Fees	10,000,000.00	6,500.00	6,500.00	0.1%	9,993,500.00
12020458	Confirmation Of Primary Six Certificates Fee	10,000,000.00	597,500.00	597,500.00	6.0%	9,402,500.00
12020460	Building Plan Approval Fees	132,500,000.00	22,876,621.00	22,876,621.00	17.3%	109,623,379.00
12020461	Title Transfer Fees	127,000,000.00	7,804,250.00	7,804,250.00	6.1%	119,195,750.00
12020464	Dental Services Fee	265,137,942.05	1,136,908.31	1,136,908.31	0.4%	264,001,033.74
12020467	Mortuary Services Fee	60,000.00	-	-	0.0%	60,000.00
12020468	Day Care Centre/Orphanages Fee	50,000.00	155,000.00	155,000.00	310.0%	105,000.00
12020469	Inspection Fees For Private Primary and Nursery Schools	8,000,000.00	180,000.00	180,000.00	2.3%	7,820,000.00
12020470	Property Valuation Fees	12,000,000.00	-	-	0.0%	12,000,000.00
12020471	Cocoa Grading Fees	29,700,000.00	4,330,000.00	4,330,000.00	14.6%	25,370,000.00
12020472	Registration Of Stores	1,500,000.00	260,000.00	260,000.00	17.3%	1,240,000.00
12020473	Approval Fees For Private Primary School	10,000,000.00	545,000.00	545,000.00	5.5%	9,455,000.00
12020476	Registration Of Practicing Panners/ Draughtsmen's Fees	1,000,000.00	100,000.00	100,000.00	10.0%	900,000.00
12020477	Ratification Fees	12,000,000.00	2,595,199.00	2,595,199.00	21.6%	9,404,801.00
12020478	Staff Clinic and Registration Card Fee	500,000.00	-	-	0.0%	500,000.00
12020480	Public Tap / Rivers And Reservoirs Fees	1,000,000.00	-	-	0.0%	1,000,000.00
12020482	Haulage Fees	66,000,000.00	10,500,000.00	10,500,000.00	15.9%	55,500,000.00
12020483	Oath Fees	3,700,000.00	35,500.00	35,500.00	1.0%	3,664,500.00
12020484	Registration Place Of Worship Fees	220,000.00	40,000.00	40,000.00	18.2%	180,000.00
12020485	Produce Fees	6,000,000.00	-	-	0.0%	6,000,000.00
12020490	Toll Fee	20,000,000.00	6,300,000.00	6,300,000.00	31.5%	13,700,000.00
12020492	Service Connection Fees	500,000.00	-	-	0.0%	500,000.00

Code	Economic	2026 Original Budget	2026 Q1 Performance	2026 Performance Year to Date (Q1)	% Performance Year to Date against 2026 Original Budget	Balance (against Original Budget)
12020495	Other Fees/Levies	8,286,056,898.21	1,376,456,548.43	1,376,456,548.43	16.6%	6,909,600,349.78
12020498	Annual Renewal Fee-Others	10,230,000.00	8,609,000.00	8,609,000.00	84.2%	1,621,000.00
12020499	Signage Fees	150,000,000.00	36,902,002.00	36,902,002.00	24.6%	113,097,998.00
120205	Fines - General	74,600,000.00	10,018,058.00	10,018,058.00	13.4%	64,581,942.00
12020501	Fines/Penalties	64,600,000.00	9,440,958.00	9,440,958.00	14.6%	55,159,042.00
12020502	Court Fines	10,000,000.00	577,100.00	577,100.00	5.8%	9,422,900.00
120206	Sales - General	859,910,304.89	151,229,309.22	151,229,309.22	17.6%	708,680,995.67
12020601	Sales Of Journal & Publications	3,000,000.00	190,000.00	190,000.00	6.3%	2,810,000.00
12020604	Sales Of Stores/Scraps/Unserviceable Items	500,000.00	-	-	0.0%	500,000.00
12020608	Sales Of Improved Seeds/Chemical	2,000,000.00	144,000.00	144,000.00	7.2%	1,856,000.00
12020609	Proceeds From Sales Of Farm Produce	6,000,000.00	232,000.00	232,000.00	3.9%	5,768,000.00
12020612	Proceeds From Sales Of Drugs And Medications	7,500,000.00	3,195,959.77	3,195,959.77	42.6%	4,304,040.23
12020613	Sales Of Employment Forms	6,700,000.00	65,750.00	65,750.00	1.0%	6,634,250.00
12020614	Proceeds From Sales Of Govt. Buildings	112,000.00	-	-	0.0%	112,000.00
12020616	Sales Of Other Government Properties	6,900,411.74	2,700,000.00	2,700,000.00	39.1%	4,200,411.74
12020617	Sales Of Other Forms	174,524,819.22	57,472,171.81	57,472,171.81	32.9%	117,052,647.41
12020618	Sales Of Plan Phostat Print/Map	2,500,000.00	-	-	0.0%	2,500,000.00
12020621	Sales Of Government Panapharella (Flags, Portraits, Art Works Etc)	200,000.00	-	-	0.0%	200,000.00
12020623	Sales Of Other Agric Inputs	100,000.48	-	-	0.0%	100,000.48
12020626	Sales Of Production Units Items In Govt. Technical Colleges	100,000.00	-	-	0.0%	100,000.00
12020627	Sales Of Unservicable Vehicles	627,638.75	-	-	0.0%	627,638.75
12020628	Sales Of Hansards And Other Publications	1,000,000.00	-	-	0.0%	1,000,000.00
12020629	Sales from Commercial Broadcasting Activities	110,000,000.00	-	-	0.0%	110,000,000.00
12020640	Sales Of Corporation Houses	177,000,000.00	38,134,629.64	38,134,629.64	21.5%	138,865,370.36
12020642	Sales Of Form For C Of O	217,000,000.00	13,928,733.00	13,928,733.00	6.4%	203,071,267.00
12020643	Sales of Agricultural Produce	2,000,000.00	360,000.00	360,000.00	18.0%	1,640,000.00
12020645	Sales from Cashew Nuts	1,000,000.00	260,000.00	260,000.00	26.0%	740,000.00
12020646	Sales of Kolanuts, Cocoa and Food Items	1,000,000.00	4,500,000.00	4,500,000.00	450.0%	3,500,000.00
12020648	Sales Of Fish	1,000,000.00	15,000.00	15,000.00	1.5%	985,000.00
12020652	Sales Of Admission Forms	65,434.70	590,000.00	590,000.00	901.7%	524,565.30
12020655	Sales Of Study Leave, Apper And Other Forms	800,000.00	330,300.00	330,300.00	41.3%	469,700.00
12020657	Saleas Of Waste Dustbin	30,080,000.00	-	-	0.0%	30,080,000.00
12020661	Sales Of Seedling	5,200,000.00	800,000.00	800,000.00	15.4%	4,400,000.00
12020665	Sales Of Civil Service Regulatory Books	500,000.00	-	-	0.0%	500,000.00
12020667	Sale of Tree Crops	2,000,000.00	-	-	0.0%	2,000,000.00
12020668	Sale of Motor Car/Motor Vehicle Stickers	85,000,000.00	25,500,000.00	25,500,000.00	30.0%	59,500,000.00
12020669	Pole Production Sales	8,000,000.00	1,803,630.00	1,803,630.00	22.5%	6,196,370.00
12020670	Pulp Wood Production Sales	7,500,000.00	1,007,135.00	1,007,135.00	13.4%	6,492,865.00
120207	Earnings -General	2,752,906,484.35	979,868,553.60	979,868,553.60	35.6%	1,773,037,930.75
12020709	Earnings From Tourism/Culture/Arts Centres	2,400,000.00	150,000.00	150,000.00	6.3%	2,250,000.00
12020711	Earnings From Commercial Activities	13,500,000.00	11,015,585.00	11,015,585.00	81.6%	2,484,415.00
12020713	Earnings From Library Services	700,000.00	11,000.00	11,000.00	1.6%	689,000.00
12020726	Earning From Livestock Technology	7,200,000.00	7,109,135.00	7,109,135.00	98.7%	90,865.00
12020728	Earning From Crop Demonstration/Mtp/Ofar	50,000.00	-	-	0.0%	50,000.00
12020737	Earning from Institutional/Domestic/Consumers Tanker Service	28,800,000.00	6,629,600.00	6,629,600.00	23.0%	22,170,400.00
12020743	Earning From Government Assets	22,657,520.00	24,830,850.00	24,830,850.00	109.6%	2,173,330.00
12020744	Earning From Ekifest	300,000.00	-	-	0.0%	300,000.00
12020745	Earning From Arinta Water Fall	5,000,000.00	1,475,900.00	1,475,900.00	29.5%	3,524,100.00
12020746	Earning From Government Physical Structure	50,000.00	-	-	0.0%	50,000.00
12020747	Earning From Laboratory Revolving Funds	1,920,815,956.00	686,102,629.22	686,102,629.22	35.7%	1,234,713,326.78
12020748	Earning From Emergency Department Revolving Funds	13,384,157.91	1,069,263.63	1,069,263.63	8.0%	12,314,894.28
12020749	Earning From Radiology Revolving Funds	42,924,584.34	12,897,312.79	12,897,312.79	30.0%	30,027,271.55

Code	Economic	2026 Original Budget	2026 Q1 Performance	2026 Performance Year to Date (Q1)	% Performance Year to Date against 2026 Original Budget	Balance (against Original Budget)
12020750	Earning From Dental Revolving Funds	11,359,860.92	1,033,506.71	1,033,506.71	9.1%	10,326,354.21
12020751	Earning From Operations & Produce Revolving Funds	61,150,002.99	19,356,273.20	19,356,273.20	31.7%	41,793,729.79
12020752	Earning From Department Of Medicine Revolving Funds	10,736,952.83	7,127,731.12	7,127,731.12	66.4%	3,609,221.71
12020753	Earning From Ophthalmology Revolving Funds	35,274,959.25	1,155,280.50	1,155,280.50	3.3%	34,119,678.75
12020755	Earning From Orthopedic Revolving Funds	36,630,570.39	584,967.08	584,967.08	1.6%	36,045,603.31
12020756	Earning From Drug Revolving Funds	50,136,959.65	11,361,468.23	11,361,468.23	22.7%	38,775,491.42
12020757	Earning From Wellness Centre Revolving Fund	1,856,757.01	493,954.70	493,954.70	26.6%	1,362,802.31
12020758	Earning From Maternity Complex Revolving Fund	35,575,998.72	3,256,931.35	3,256,931.35	9.2%	32,319,067.37
12020759	Earning From Ear, Nose And Throat	5,182,384.01	1,829,055.65	1,829,055.65	35.3%	3,353,328.36
12020760	Earning From J.T. Daramola Memorial	187,397,658.32	84,821,668.09	84,821,668.09	45.3%	102,575,990.23
12020767	Earning From Food Processing	100,000.00	-	-	0.0%	100,000.00
12020769	Earning From Marketing Agro Product (Bulk Purchase)	2,000,000.00	190,000.00	190,000.00	9.5%	1,810,000.00
12020770	Earning From Seed Multiplication	150,000.00	-	-	0.0%	150,000.00
12020772	Earning From Eliza Revolving Fund	1,557,395.92	-	-	0.0%	1,557,395.92
12020774	Earning From Installation Communication Masts	21,266,006.50	-	-	0.0%	21,266,006.50
12020779	Earning from Medical Laboratory	70,000,000.00	15,933,761.08	15,933,761.08	22.8%	54,066,238.92
12020782	Earning from Scanning / ECG	8,000,000.00	536,892.00	536,892.00	6.7%	7,463,108.00
12020786	Earning from Hiring Of Plants	10,000,000.00	-	-	0.0%	10,000,000.00
12020791	Earning from Other Sundry Incomes	135,748,759.59	77,080,788.25	77,080,788.25	56.8%	58,667,971.34
12020792	Earning from Palm Kernels Grading	9,000,000.00	3,815,000.00	3,815,000.00	42.4%	5,185,000.00
12020793	Earning from De-Infestation Of Store	2,000,000.00	-	-	0.0%	2,000,000.00
120208	Rent on Government Buildings - General	7,100,000.00	1,720,000.00	1,720,000.00	24.2%	5,380,000.00
12020804	Rent From Government Commercial Shops/Stores	5,100,000.00	1,720,000.00	1,720,000.00	33.7%	3,380,000.00
12020805	Rent From Conference Centres	2,000,000.00	-	-	0.0%	2,000,000.00
120209	Rent On Land & Others - General	894,372,150.30	381,157,395.80	381,157,395.80	42.6%	513,214,754.50
12020903	Rents & Premium On The Allocation Of Land	688,000,000.00	339,516,032.63	339,516,032.63	49.3%	348,483,967.37
12020905	Lease /Rent	1,000,000.00	-	-	0.0%	1,000,000.00
12020906	Rents On Govt. Properties	19,548,000.30	1,831,000.00	1,831,000.00	9.4%	17,717,000.30
12020907	Land Use Charge	166,010,000.00	32,902,200.00	32,902,200.00	19.8%	133,107,800.00
12020908	Rent On Land Etc	500,000.00	2,921,711.52	2,921,711.52	584.3%	2,421,711.52
12020909	Rent Of Farm Land	18,000,000.00	3,986,451.65	3,986,451.65	22.1%	14,013,548.35
12020917	Ground Rent	1,314,150.00	-	-	0.0%	1,314,150.00
120211	Investment Income	4,500,000.00	920,000.00	920,000.00	20.4%	3,580,000.00
12021103	Other Investment Income	4,500,000.00	920,000.00	920,000.00	20.4%	3,580,000.00
120212	Interest Earned	43,082,480.00	-	-	0.0%	43,082,480.00
12021209	Interest On Loans To Government Owned Companies	43,082,480.00	-	-	0.0%	43,082,480.00
13	Aid And Grants	40,575,601,634.45	100,395,529.09	100,395,529.09	0.2%	40,475,206,105.36
1302	Grants	40,575,601,634.45	100,395,529.09	100,395,529.09	0.2%	40,475,206,105.36
130201	Domestic Grants	37,036,952,584.45	42,929,640.00	42,929,640.00	0.1%	36,994,022,944.45
13020102	Capital Grants from FGN	37,036,952,584.45	42,929,640.00	42,929,640.00	0.1%	36,994,022,944.45
130202	Foreign Grants	3,538,649,050.00	57,465,889.09	57,465,889.09	1.6%	3,481,183,160.91
13020201	Current Foreign Grants	1,388,649,050.00	57,465,889.09	57,465,889.09	4.1%	1,331,183,160.91
13020202	Capital Foreign Grants	2,150,000,000.00	-	-	0.0%	2,150,000,000.00
14	Capital Developmentfund (Cdf) Receipts	89,180,209,205.00	3,010,240,865.67	3,010,240,865.67	3.4%	86,169,968,339.33
1403	Loans/ Borrowings Receipt	89,180,209,205.00	3,010,240,865.67	3,010,240,865.67	3.4%	86,169,968,339.33
140301	Domestic Loans/ Borrowings Receipt	10,000,000,000.00	-	-	0.0%	10,000,000,000.00
14030101	Domestic Loans/ Borrowings From Financial Institutions	10,000,000,000.00	-	-	0.0%	10,000,000,000.00
140302	International Loans/ Borrowings Receipt	79,180,209,205.00	3,010,240,865.67	3,010,240,865.67	3.8%	76,169,968,339.33
14030201	International Loans/ Borrowings From Financial Institutions	79,180,209,205.00	3,010,240,865.67	3,010,240,865.67	3.8%	76,169,968,339.33

2.C Expenditure by Administrative Classification

Table 4: Total Expenditure by Administrative Classification

Ekiti State Government Budget Performance Report 2026 Q1 - Total Expenditure by Administrative Classification

Code	Administrative Unit	2026 Original Budget	2026 Q1 Performance	2026 Performance Year to Date (Q1)	% Performance Year to Date against 2026 Original Budget	Balance (against Original Budget)
	Total Expenditure	415,572,070,139.44	68,673,196,900.93	68,673,196,900.93	16.5%	346,898,873,238.52
01000000000	Administration Sector	86,638,245,431.53	12,556,489,700.02	12,556,489,700.02	14.5%	74,081,755,731.51
01110000000	Governor's Office	59,261,605,451.14	9,528,777,118.62	9,528,777,118.62	16.1%	49,732,828,332.52
011100100100	Ekiti State Governor's Office	27,315,872,514.98	5,306,989,917.85	5,306,989,917.85	19.4%	22,008,882,597.13
011100100200	Deputy Governor's Office	423,048,689.54	99,751,122.56	99,751,122.56	23.6%	323,297,566.98
011100200200	Special Adviser Corporate Sector Relations and Federal Matters	5,500,000.00	-	-	0.0%	5,500,000.00
011100201400	Technical Adviser on Sports Development	1,270,000,000.00	-	-	0.0%	1,270,000,000.00
011100201500	Special Adviser on Social Investment Programme	4,860,000.00	1,200,000.00	1,200,000.00	24.7%	3,660,000.00
011100201900	Special Adviser on Capital Development Authority	200,000,000.00	-	-	0.0%	200,000,000.00
011100202000	Special Adviser on Ekiti State Mortgage Board	70,000,000.00	1,500,000.00	1,500,000.00	2.1%	68,500,000.00
011100300100	Ekiti State Boundary Commission	46,773,490.28	8,233,224.84	8,233,224.84	17.6%	38,540,265.44
011100300200	Boundary Technical Committee	2,500,000.00	600,000.00	600,000.00	24.0%	1,900,000.00
011100400100	Ekiti State Sustainable Development Goals Office	113,835,332.34	12,753,589.48	12,753,589.48	11.2%	101,081,742.86
011100400300	Conditional Grants Scheme (CGS) Unit	3,364,000.00	840,000.00	840,000.00	25.0%	2,524,000.00
011100202400	Special Adviser on Human Capital Development	150,107,675.77	1,750,000.00	1,750,000.00	1.2%	148,357,675.77
011103700100	Muslim Pilgrims Welfare Board	215,283,423.56	70,405,833.10	70,405,833.10	32.7%	144,877,590.46
011103800100	Christian Pilgrims Welfare Board	225,307,972.86	8,250,384.03	8,250,384.03	3.7%	217,057,588.83
011100600100	Ekiti State Emergency Management Agency	418,013,893.64	52,121,380.73	52,121,380.73	12.5%	365,892,512.91
011100600200	Control Monitoring and Disaster Management Department	3,000,000.00	750,000.00	750,000.00	25.0%	2,250,000.00
011100700100	Ekiti State Bureau of Public Procurement	716,292,057.71	54,171,009.17	54,171,009.17	7.6%	662,121,048.54
011100700200	Supervision and Monitoring Unit for Projects	4,800,000.00	1,200,000.00	1,200,000.00	25.0%	3,600,000.00
011100900100	Cordinating Units for National Council of Public Procurement and Heads of Procurement at	6,000,000.00	3,000,000.00	3,000,000.00	50.0%	3,000,000.00
011103300100	Ekiti State AIDS Control Agency	49,950,926.98	7,349,696.61	7,349,696.61	14.7%	42,601,230.37
011101000100	Office of Transformation and Service Delivery	156,962,373.05	62,406,674.38	62,406,674.38	39.8%	94,555,698.67
011101000200	Civil Service Transformation	5,000,000.00	420,000.00	420,000.00	8.4%	4,580,000.00
011101000300	Transformation Monitoring and Compliance	12,000,000.00	3,000,000.00	3,000,000.00	25.0%	9,000,000.00
011111300100	Ekiti State Pension Commission	899,096,050.58	281,875,203.28	281,875,203.28	31.4%	617,220,847.30
011111300200	Pension Transition Arrangement Department	13,388,449,708.08	3,037,087,571.76	3,037,087,571.76	22.7%	10,351,362,136.32
011111300300	Pension Department	2,450,000.00	600,000.00	600,000.00	24.5%	1,850,000.00
011110100100	Bureau of Special Projects	1,030,100,000.00	2,800,000.00	2,800,000.00	0.3%	1,027,300,000.00
011110500100	Office of the Chief Of Staff	9,680,800,000.00	121,500,000.00	121,500,000.00	1.3%	9,559,300,000.00
011100202500	Office of the Chief Press Secretary	250,200,000.00	53,400,000.00	53,400,000.00	21.3%	196,800,000.00
011111200100	General Administration Department	2,264,055,666.57	273,401,231.63	273,401,231.63	12.1%	1,990,654,434.94
011111200200	Petroleum Product Consumer Protection Agency	2,000,000.00	300,000.00	300,000.00	15.0%	1,700,000.00
011111200300	Utility Service Department	6,200,000.00	595,000.00	595,000.00	9.6%	5,605,000.00
011111200400	Government Asset Unit	2,400,000.00	400,000.00	400,000.00	16.7%	2,000,000.00
011111200700	Secretariat, Office of the Governor	36,000,000.00	9,000,000.00	9,000,000.00	25.0%	27,000,000.00
011111200800	AUDA-NEPAD	700,000.00	165,000.00	165,000.00	23.6%	535,000.00

Ekiti State Government Budget Performance Report 2026 Q1 - Total Expenditure by Administrative Classification

Code	Administrative Unit	2026 Original Budget	2026 Q1 Performance	2026 Performance Year to Date (Q1)	% Performance Year to Date against 2026 Original Budget	Balance (against Original Budget)
011111400100	Ekiti State Liaison Office, Abuja	90,542,617.50	29,291,639.66	29,291,639.66	32.4%	61,250,977.84
011111400500	Ekiti State Liaison Office, Lagos	64,139,057.70	14,083,139.54	14,083,139.54	22.0%	50,055,918.16
011111400600	Ekiti State Liaison Office, Akure	1,800,000.00	450,000.00	450,000.00	25.0%	1,350,000.00
011111500100	Open Governor Programme (OGP) Secretariat	3,000,000.00	300,000.00	300,000.00	10.0%	2,700,000.00
011111700100	Director General Development Partnership	20,000,000.00	2,250,000.00	2,250,000.00	11.3%	17,750,000.00
011111900100	Ekiti State Bureau of Local Content	76,200,000.00	1,585,500.00	1,585,500.00	2.1%	74,614,500.00
011112000100	Ekiti State Consumer Protection Commission	25,000,000.00	3,000,000.00	3,000,000.00	12.0%	22,000,000.00
016100000000	Secretary to the State Government	7,220,974,539.84	1,272,889,484.89	1,272,889,484.89	17.6%	5,948,085,054.95
016100100100	Secretary to the State Government	90,000,000.00	27,526,000.00	27,526,000.00	30.6%	62,474,000.00
016101200100	Political and Economic Affairs Department	6,827,691,968.27	1,176,712,118.97	1,176,712,118.97	17.2%	5,650,979,849.30
016101200200	Economic Department	1,250,000.00	300,000.00	300,000.00	24.0%	950,000.00
016101200300	Political and Inter-Party Unit	81,000,000.00	25,500,000.00	25,500,000.00	31.5%	55,500,000.00
016101200600	Nigeria Inter-Religious Council (NIREC) Office	3,500,000.00	800,000.00	800,000.00	22.9%	2,700,000.00
016101200700	Parastatals Affair Department	16,400,000.00	1,500,000.00	1,500,000.00	9.1%	14,900,000.00
016101300100	Cabinet and Special Services	182,047,771.57	37,300,165.92	37,300,165.92	20.5%	144,747,605.65
016101300200	Safe City Surveillance Unit	12,000,000.00	1,920,000.00	1,920,000.00	16.0%	10,080,000.00
016101300300	Ekiti State Security Trust Fund	4,800,000.00	760,000.00	760,000.00	15.8%	4,040,000.00
016101300400	Maintenance Unit EXCO Chamber	2,284,800.00	571,200.00	571,200.00	25.0%	1,713,600.00
011200000000	Ekiti State House of Assembly	16,132,376,270.86	1,234,435,701.61	1,234,435,701.61	7.7%	14,897,940,569.25
011200300100	Ekiti State House of Assembly	15,054,620,000.00	1,207,313,701.61	1,207,313,701.61	8.0%	13,847,306,298.39
011200400100	House of Assembly Service Commission	713,656,270.86	25,500,000.00	25,500,000.00	3.6%	688,156,270.86
011200500100	Ekiti State Legislative Service Loans Board	364,100,000.00	1,622,000.00	1,622,000.00	0.4%	362,478,000.00
012300000000	Ministry of Information	1,499,379,396.58	210,599,415.70	210,599,415.70	14.0%	1,288,779,980.88
012300100100	Ministry of Information	655,130,101.74	70,529,226.01	70,529,226.01	10.8%	584,600,875.73
012300300100	Broadcasting Service of Ekiti State	794,249,294.84	138,570,189.69	138,570,189.69	17.4%	655,679,105.15
012300400100	Bureau of Civic Orientation	50,000,000.00	1,500,000.00	1,500,000.00	3.0%	48,500,000.00
012500000000	Head of Service	969,653,774.30	75,794,617.38	75,794,617.38	7.8%	893,859,156.92
012500100100	Head of Service	593,250,000.00	12,478,976.00	12,478,976.00	2.1%	580,771,024.00
012500500100	Public Service Coordinating Unit	2,280,000.00	570,000.00	570,000.00	25.0%	1,710,000.00
012500600100	Office of Establishments and Service Matters	308,023,774.30	55,195,641.38	55,195,641.38	17.9%	252,828,132.92
012500600200	Establishment and Management Services	3,600,000.00	900,000.00	900,000.00	25.0%	2,700,000.00
012500600300	Staff Matters and Industrial Relations	3,600,000.00	900,000.00	900,000.00	25.0%	2,700,000.00
012500600400	Labour and Industrial Relation	50,000,000.00	3,750,000.00	3,750,000.00	7.5%	46,250,000.00
012500600500	Public Service Games Office	1,200,000.00	300,000.00	300,000.00	25.0%	900,000.00
012500600600	Peer Review Secretariat	3,600,000.00	900,000.00	900,000.00	25.0%	2,700,000.00

Ekiti State Government Budget Performance Report 2026 Q1 - Total Expenditure by Administrative Classification

Code	Administrative Unit	2026 Original Budget	2026 Q1 Performance	2026 Performance Year to Date (Q1)	% Performance Year to Date against 2026 Original Budget	Balance (against Original Budget)
012500600700	Staff Housing Loan Board	1,200,000.00	200,000.00	200,000.00	16.7%	1,000,000.00
012500600800	Nigeria Legion	2,900,000.00	600,000.00	600,000.00	20.7%	2,300,000.00
016200000000	Ministry of Capacity Development and Training	226,065,192.29	15,773,539.93	15,773,539.93	7.0%	210,291,652.36
016200100100	Ministry of Capacity Development and Training	222,665,192.29	15,173,539.84	15,173,539.84	6.8%	207,491,652.45
016200300100	Training and Man Power Department	1,200,000.00	300,000.09	300,000.09	25.0%	899,999.91
016200400100	Staff Development Centre	2,200,000.00	300,000.00	300,000.00	13.6%	1,900,000.00
014000000000	Ekiti State Auditor General's Office	873,097,742.19	145,473,542.72	145,473,542.72	16.7%	727,624,199.47
014000100100	Ekiti State Auditor General's Office	430,779,755.21	72,338,197.22	72,338,197.22	16.8%	358,441,557.99
014000100200	Pension and Gratuities Department	670,000.00	167,500.11	167,500.11	25.0%	502,499.89
014000100300	Government Account Management Units	670,000.00	167,500.11	167,500.11	25.0%	502,499.89
014000100400	Auditing of Secondary Schools in Ekiti	4,100,000.00	1,024,999.89	1,024,999.89	25.0%	3,075,000.11
014000100500	Monitoring and Special Audit Department	1,400,000.00	349,999.89	349,999.89	25.0%	1,050,000.11
014000300100	Ekiti State Audit Service Commission	198,997,167.70	25,382,574.73	25,382,574.73	12.8%	173,614,592.97
014000200100	Auditor General for Local Governments	236,480,819.28	46,042,770.77	46,042,770.77	19.5%	190,438,048.51
014500000000	Public Complaint Commission/Ombudsman	3,250,000.00	388,000.00	388,000.00	11.9%	2,862,000.00
014500100100	Public Complaint Commission	3,250,000.00	388,000.00	388,000.00	11.9%	2,862,000.00
014700000000	Ekiti State Civil Service Commission	114,760,690.78	21,939,996.96	21,939,996.96	19.1%	92,820,693.82
014700100100	Ekiti State Civil Service Commission	108,760,690.78	20,939,996.96	20,939,996.96	19.3%	87,820,693.82
014700100200	Personnel Department	3,000,000.00	500,000.00	500,000.00	16.7%	2,500,000.00
014700100300	Appointment Department	3,000,000.00	500,000.00	500,000.00	16.7%	2,500,000.00
014800000000	Ekiti State Independence Electoral Commission	302,082,373.55	48,168,282.21	48,168,282.21	15.9%	253,914,091.34
014800100100	Ekiti State Independent Electoral Commission	302,082,373.55	48,168,282.21	48,168,282.21	15.9%	253,914,091.34
016500000000	Ministry of Special Duties	35,000,000.00	2,250,000.00	2,250,000.00	6.4%	32,750,000.00
016500100100	Ministry of Special Duties	35,000,000.00	2,250,000.00	2,250,000.00	6.4%	32,750,000.00
020000000000	Economic Sector	218,256,300,051.78	28,235,175,280.49	28,235,175,280.49	12.9%	190,021,124,771.29
021500000000	Ministry of Agriculture and Food Security	40,358,584,160.25	794,635,267.74	794,635,267.74	2.0%	39,563,948,892.51
021500100100	Ministry of Agriculture and Food Security	12,995,266,334.56	411,917,908.79	411,917,908.79	3.2%	12,583,348,425.77
021510200100	Agricultural Development Programme	827,548,902.73	77,931,467.94	77,931,467.94	9.4%	749,617,434.79
021511000100	Fountain Agricultural Marketing Agency	263,945,771.58	83,525,302.47	83,525,302.47	31.6%	180,420,469.11
021511600100	FADAMA Project	505,000,000.00	2,450,000.00	2,450,000.00	0.5%	502,550,000.00
021511700100	Farm Settlement and Peasant Farmer Development Programme	554,048,151.38	12,384,771.89	12,384,771.89	2.2%	541,663,379.49
021511800100	Ekiti State Rural Access and Agricultural Marketing Project (RAAMP) Office	12,006,075,000.00	1,500,000.00	1,500,000.00	0.0%	12,004,575,000.00
021512000100	Livestock Productivity and Resilience Support (L-PRES) Projects Office	11,212,500,000.00	128,419,034.96	128,419,034.96	1.1%	11,084,080,965.04
021512200100	Ekiti State Rural Access Road Authority (EKRARARA)	1,550,000,000.00	75,506,781.69	75,506,781.69	4.9%	1,474,493,218.31
021512300100	Ekiti State Roads Fund (ESRF)	444,200,000.00	1,000,000.00	1,000,000.00	0.2%	443,200,000.00

Ekiti State Government Budget Performance Report 2026 Q1 - Total Expenditure by Administrative Classification

Code	Administrative Unit	2026 Original Budget	2026 Q1 Performance	2026 Performance Year to Date (Q1)	% Performance Year to Date against 2026 Original Budget	Balance (against Original Budget)
02200000000	Ministry of Finance	64,247,417,367.87	13,061,051,166.46	13,061,051,166.46	20.3%	51,186,366,201.41
022000100100	Ministry of Finance	20,518,013,797.96	7,384,016,242.99	7,384,016,242.99	36.0%	13,133,997,554.97
022000100200	State Revenue and Investment	2,500,000.00	510,000.00	510,000.00	20.4%	1,990,000.00
022000100300	Fiscal Committee Secretariat	18,000,000.00	4,500,000.00	4,500,000.00	25.0%	13,500,000.00
022000100400	Expenditure Department	8,400,000.00	2,100,000.00	2,100,000.00	25.0%	6,300,000.00
022000100500	State Finance Department	6,000,000.00	1,500,000.00	1,500,000.00	25.0%	4,500,000.00
022000100600	State Wide Revenue Committee	5,600,000.00	1,350,000.00	1,350,000.00	24.1%	4,250,000.00
022000100700	State Fiscal Efficiency Unit	3,600,000.00	750,000.00	750,000.00	20.8%	2,850,000.00
022000100800	Committee of Public Finances	3,500,000.00	750,000.00	750,000.00	21.4%	2,750,000.00
022000100900	SABER Unit	3,500,000.00	750,000.00	750,000.00	21.4%	2,750,000.00
022000200100	Debt Management Office	3,600,000.00	900,000.00	900,000.00	25.0%	2,700,000.00
022000700100	Office of the Accountant General	36,689,666,977.22	4,596,450,226.09	4,596,450,226.09	12.5%	32,093,216,751.13
022000700200	Main Accounts Department	4,800,000.00	1,200,000.00	1,200,000.00	25.0%	3,600,000.00
022000700300	IPSAS Implementation Units	3,000,000.00	360,000.00	360,000.00	12.0%	2,640,000.00
022000700400	Central Pay Office	4,000,000.00	750,000.00	750,000.00	18.8%	3,250,000.00
022000700500	Management Services Department	4,200,000.00	1,050,000.00	1,050,000.00	25.0%	3,150,000.00
022000700600	Treasury Single Accounts Implementation Unit	5,400,000.00	1,350,000.00	1,350,000.00	25.0%	4,050,000.00
022000700700	Funds Management	4,200,000.00	1,050,000.00	1,050,000.00	25.0%	3,150,000.00
022000700800	State Integrated Financial Management	4,200,000.00	1,050,000.00	1,050,000.00	25.0%	3,150,000.00
022000700900	Projects Financial Management Units	3,000,000.00	300,000.00	300,000.00	10.0%	2,700,000.00
022000701100	Central Internal Audit	104,993,954.64	20,850,992.93	20,850,992.93	19.9%	84,142,961.71
022000800100	Ekiti State Internal Revenue Service	6,427,569,484.61	1,008,233,339.54	1,008,233,339.54	15.7%	5,419,336,145.07
022000900100	Signage and Advertisement Agency	78,943,622.71	19,430,364.91	19,430,364.91	24.6%	59,513,257.80
022001000100	Ekiti State Lotteries Commission	57,479,530.73	3,000,000.00	3,000,000.00	5.2%	54,479,530.73
022005600100	Nigerian Civil Defence Corps	12,000,000.00	3,000,000.00	3,000,000.00	25.0%	9,000,000.00
022005700100	Bureau of Assets Management	265,250,000.00	4,500,000.00	4,500,000.00	1.7%	260,750,000.00
022005800100	Financial Reporting Management Centre	6,000,000.00	1,350,000.00	1,350,000.00	22.5%	4,650,000.00
02220000000	Ministry of Trade, Investment, Industries and Cooperatives	7,247,246,687.69	199,093,413.44	199,093,413.44	2.7%	7,048,153,274.25
022200100100	Ministry of Trade, Investment, Industries and Cooperatives	3,500,637,903.36	116,297,872.13	116,297,872.13	3.3%	3,384,340,031.23
022200100200	Steering Committee on Social Investment	1,200,000.00	-	-	0.0%	1,200,000.00
022200100300	Ekiti State Export Promotion Council	1,000,000.00	-	-	0.0%	1,000,000.00
022200100400	Public Private Partnership Unit	900,000.00	210,000.00	210,000.00	23.3%	690,000.00
022200600100	Cooperative Department & Coop. College, Ijero Ekiti	6,000,000.00	1,500,000.00	1,500,000.00	25.0%	4,500,000.00
022200900100	Knowledge Zone Projects Unit	611,219,639.77	750,000.00	750,000.00	0.1%	610,469,639.77
022201000100	Monitoring And Supervision of Cooperative Societies	1,200,000.00	300,000.00	300,000.00	25.0%	900,000.00
022201800100	State Cooperative Advisory Board	1,200,000.00	300,000.00	300,000.00	25.0%	900,000.00

Ekiti State Government Budget Performance Report 2026 Q1 - Total Expenditure by Administrative Classification

Code	Administrative Unit	2026 Original Budget	2026 Q1 Performance	2026 Performance Year to Date (Q1)	% Performance Year to Date against 2026 Original Budget	Balance (against Original Budget)
022205200100	Ekiti State Development and Investment Promotion Agency	264,970,114.30	13,802,000.00	13,802,000.00	5.2%	251,168,114.30
022205300100	Ekiti State Community and Social Development Agency	2,000,000,000.00	43,803,000.00	43,803,000.00	2.2%	1,956,197,000.00
022205400100	Ekiti State Microfinance and Enterprise Development Agency	616,439,241.63	9,064,800.10	9,064,800.10	1.5%	607,374,441.53
022205400200	Ekiti State Enterprise Development Agency	1,900,000.00	340,000.00	340,000.00	17.9%	1,560,000.00
022205500100	Ekiti State Mineral Resources Development Agency	237,779,788.63	12,325,741.21	12,325,741.21	5.2%	225,454,047.42
022205500200	Mineral Resources and Environmental Committee Unit	2,800,000.00	400,000.00	400,000.00	14.3%	2,400,000.00
022700000000	Ministry of Employment and Wealth Creation	763,669,608.20	20,193,371.42	20,193,371.42	2.6%	743,476,236.78
022700100100	Ministry of Employment and Wealth Creation	384,941,570.61	13,172,727.39	13,172,727.39	3.4%	371,768,843.22
022700100200	Ekiti State Social Security Scheme	2,000,000.00	390,000.00	390,000.00	19.5%	1,610,000.00
022700100300	Ekiti State Employment Automation Centre	1,250,000.00	300,000.00	300,000.00	24.0%	950,000.00
022700200100	Job Creation and Employment Agency	375,478,037.59	6,330,644.03	6,330,644.03	1.7%	369,147,393.56
023400000000	Ministry of Works	59,565,028,416.00	7,685,943,699.72	7,685,943,699.72	12.9%	51,879,084,716.28
023400100100	Ministry of Works	59,563,828,416.00	7,685,643,699.72	7,685,643,699.72	12.9%	51,878,184,716.28
023400100200	Planning Research and Statistics	1,200,000.00	300,000.00	300,000.00	25.0%	900,000.00
022900000000	Ministry of Transportation	8,210,305,951.65	1,880,321,958.29	1,880,321,958.29	22.9%	6,329,983,993.36
022900100100	Ministry of Transportation	6,150,232,000.00	1,828,988,752.20	1,828,988,752.20	29.7%	4,321,243,247.80
022900200100	Ekiti State Traffic Management Agency	202,939,069.28	28,919,699.21	28,919,699.21	14.3%	174,019,370.07
022900300100	Ekiti State Public Works Corporation	1,844,634,882.37	19,413,506.88	19,413,506.88	1.1%	1,825,221,375.49
022900500100	Department of Public Transportation	2,000,000.00	450,000.00	450,000.00	22.5%	1,550,000.00
022900600100	Ekiti State International Cargo Airport	4,500,000.00	1,050,000.00	1,050,000.00	23.3%	3,450,000.00
022900700100	Vehicle Inspection Office	6,000,000.00	1,500,000.00	1,500,000.00	25.0%	4,500,000.00
023600000000	Ministry of Arts, Culture and Creative Economic	2,891,320,401.20	58,730,036.62	58,730,036.62	2.0%	2,832,590,364.58
023600100100	Ministry of Arts, Culture and Tourism Development	2,341,299,145.16	46,582,755.37	46,582,755.37	2.0%	2,294,716,389.79
023600100200	Council for Art and Culture Unit	3,000,000.00	500,000.00	500,000.00	16.7%	2,500,000.00
023600200100	Bureau of Tourism	547,021,256.04	11,647,281.25	11,647,281.25	2.1%	535,373,974.79
023800000000	Ministry of Budget and Economic Planning	10,903,259,454.10	136,794,724.03	136,794,724.03	1.3%	10,766,464,730.07
023800100100	Ministry of Budget and Economic Planning	9,515,517,814.06	86,525,508.38	86,525,508.38	0.9%	9,428,992,305.68
023800100200	Multi-Lateral Relations Department	1,280,000.00	240,000.00	240,000.00	18.8%	1,040,000.00
023800100300	Project Evaluation Committee	1,200,000.00	225,000.00	225,000.00	18.8%	975,000.00
023800100400	Economic Development Council	1,200,000.00	225,000.00	225,000.00	18.8%	975,000.00
023800100500	Development Planning & Strategy Committee	640,000.00	150,000.00	150,000.00	23.4%	490,000.00
023800100600	Budget Department	4,000,000.00	810,000.00	810,000.00	20.3%	3,190,000.00
023800100700	Budget Monitoring Committee	4,000,000.00	746,250.00	746,250.00	18.7%	3,253,750.00
023800100800	State Projects Monitoring & Evaluation	1,500,000.00	300,000.00	300,000.00	20.0%	1,200,000.00
023800100900	Sustainable IGR Committee	3,400,000.00	840,000.00	840,000.00	24.7%	2,560,000.00
023800101000	Development Partners & Aids Coordinating Secretariat	1,000,000.00	150,000.00	150,000.00	15.0%	850,000.00
023800101100	Medium Term Expenditure Framework Secretariat	2,083,778.81	300,000.00	300,000.00	14.4%	1,783,778.81
023800101200	State Committee on Food and Nutrition	251,000,000.00	1,890,000.00	1,890,000.00	0.8%	249,110,000.00

Ekiti State Government Budget Performance Report 2026 Q1 - Total Expenditure by Administrative Classification

Code	Administrative Unit	2026 Original Budget	2026 Q1 Performance	2026 Performance Year to Date (Q1)	% Performance Year to Date against 2026 Original Budget	Balance (against Original Budget)
023800101300	Budget Tracking and Automation Unit	1,000,000.00	150,000.00	150,000.00	15.0%	850,000.00
023800101400	Home Grown Programme School Feeding Office	3,000,000.00	750,000.00	750,000.00	25.0%	2,250,000.00
023800101500	Ekiti State National Cash Transfer Office	71,270,275.00	300,000.00	300,000.00	0.4%	70,970,275.00
023800101600	National Social Safety Net Programme (NASSP) Office	3,000,000.00	225,000.00	225,000.00	7.5%	2,775,000.00
023800101700	Interface with Allied Body on Fiscal Strategy Paper/Medium Term Expenditure Framework	2,560,000.00	600,000.00	600,000.00	23.4%	1,960,000.00
023800101800	Ekiti State N-Power Office	1,300,000.00	1,200,000.00	1,200,000.00	92.3%	100,000.00
023800101900	Budget Reconciliation Committee	1,000,000.00	150,000.00	150,000.00	15.0%	850,000.00
023800102000	NCOA Platform Development Unit	2,500,000.00	450,000.00	450,000.00	18.0%	2,050,000.00
023800102100	Ekiti State Secretariat on National Economic Council (NEC) Office	4,000,000.00	750,000.00	750,000.00	18.8%	3,250,000.00
023800102200	Inter-Ministerial Project Monitoring Task Force	1,280,000.00	300,000.00	300,000.00	23.4%	980,000.00
023800102300	Automated Project Monitoring Information System	1,000,000.00	150,000.00	150,000.00	15.0%	850,000.00
023800102400	Project Monitoring Committee	2,560,000.00	600,000.00	600,000.00	23.4%	1,960,000.00
023800102600	State CARES Coordinating Units (SCCU)	80,016,000.00	1,880,000.00	1,880,000.00	2.3%	78,136,000.00
023800102500	Ministry Department and Agency (MDAs) Coordinating Secretariat	167,621,457.31	-	-	0.0%	167,621,457.31
023800102700	State Operations Coordinating Unit (SOCU)	700,000.00	150,000.00	150,000.00	21.4%	550,000.00
023800102800	Activities of Joint Planning Board (JPB)	5,000,000.00	1,350,000.00	1,350,000.00	27.0%	3,650,000.00
023800103200	Steering Committee on National Social Safety Net Programme (NASSP)	2,900,000.00	450,000.00	450,000.00	15.5%	2,450,000.00
023800103000	Economic Management Team	5,480,000.00	-	-	0.0%	5,480,000.00
023800200100	State Bureau of Statistics	486,809,172.54	30,937,965.65	30,937,965.65	6.4%	455,871,206.89
023800300100	Ekiti State Social Investment Coordinating Agency	273,440,956.38	4,000,000.00	4,000,000.00	1.5%	269,440,956.38
025000000000	Fiscal Responsibility Commission	74,659,386.37	13,601,431.16	13,601,431.16	18.2%	61,057,955.21
025000100100	Fiscal Responsibility Commission	71,659,386.37	13,151,431.16	13,151,431.16	18.4%	58,507,955.21
025000100200	Monitoring and Evaluation (Fiscal Responsibility Commission)	3,000,000.00	450,000.00	450,000.00	15.0%	2,550,000.00
025200000000	Ekiti State Water Corporation	9,446,355,223.80	2,242,456,404.39	2,242,456,404.39	23.7%	7,203,898,819.41
025200100100	Ekiti State Water Corporation	3,008,309,612.30	433,825,906.75	433,825,906.75	14.4%	2,574,483,705.55
025200100200	Ekiti State Small Towns and Rural Water Supply and Sanitation Agency	6,438,045,611.50	1,808,630,497.64	1,808,630,497.64	28.1%	4,629,415,113.86
025300000000	Ministry of Physical Planning and Urban Development	4,713,825,453.41	325,971,747.50	325,971,747.50	6.9%	4,387,853,705.91
025300100100	Ministry of Physical Planning and Urban Development	468,130,477.32	49,884,411.99	49,884,411.99	10.7%	418,246,065.33
025300100200	Planning Permit Agency	2,400,000.00	600,000.00	600,000.00	25.0%	1,800,000.00
025300100300	Physical Planning and Development Matters	2,400,000.00	600,000.00	600,000.00	25.0%	1,800,000.00
025300100400	Deeds Registry	1,200,000.00	300,000.00	300,000.00	25.0%	900,000.00
025300100500	Development/Building Control Department	6,000,000.00	1,500,000.00	1,500,000.00	25.0%	4,500,000.00
025300200100	Ekiti State Housing Corporation	528,922,278.39	117,320,235.72	117,320,235.72	22.2%	411,602,042.67
025300300100	Urban Renewal Agency	486,440,102.01	8,772,508.47	8,772,508.47	1.8%	477,667,593.54
025300300200	Bureau of Land Services	2,012,705,203.39	121,582,399.16	121,582,399.16	6.0%	1,891,122,804.23
025300300300	Geospatial Data Centre	1,005,000,000.00	200,000.00	200,000.00	0.0%	1,004,800,000.00
025300400100	Office of Surveyor General	199,377,392.30	24,912,192.16	24,912,192.16	12.5%	174,465,200.14
025300400200	Control Monitoring and Field Charting	1,250,000.00	300,000.00	300,000.00	24.0%	950,000.00

Ekiti State Government Budget Performance Report 2026 Q1 - Total Expenditure by Administrative Classification

Code	Administrative Unit	2026 Original Budget	2026 Q1 Performance	2026 Performance Year to Date (Q1)	% Performance Year to Date against 2026 Original Budget	Balance (against Original Budget)
026300000000	Ministry of Infrastructure and Public Utilities	7,514,855,718.76	1,596,396,453.95	1,596,396,453.95	21.2%	5,918,459,264.81
026300100100	Ministry of Infrastructure and Public Utilities	969,623,701.81	71,854,069.16	71,854,069.16	7.4%	897,769,632.65
026300100400	Water Supply, Sanitation and Hygiene Dept	10,062,000.00	1,000,000.00	1,000,000.00	9.9%	9,062,000.00
026300200100	Ekiti State Electricity Board	6,160,440,016.95	1,511,475,384.79	1,511,475,384.79	24.5%	4,648,964,632.16
026300200300	Ekiti State office of Energy Matters	5,130,000.00	1,050,000.00	1,050,000.00	20.5%	4,080,000.00
026300600100	Ekiti State Electricity Regulatory Bureau	33,100,000.00	1,500,000.00	1,500,000.00	4.5%	31,600,000.00
026300700100	Ekiti State Fire Services	45,000,000.00	6,517,000.00	6,517,000.00	14.5%	38,483,000.00
026300800100	Transmission Company of Nigeria Projects (TCN)	24,500,000.00	1,500,000.00	1,500,000.00	6.1%	23,000,000.00
026300900100	Ekiti State Water and Sanitation Regulatory Agency	267,000,000.00	1,500,000.00	1,500,000.00	0.6%	265,500,000.00
022800000000	Ministry of Innovation, Science and Technology	2,319,772,222.48	219,985,605.77	219,985,605.77	9.5%	2,099,786,616.71
022800100100	Ministry of Innovation, Science and Technology	1,682,000,000.00	16,500,000.00	16,500,000.00	1.0%	1,665,500,000.00
022800200100	Bureau of Information, Communication & Technology (ICT)	637,772,222.48	203,485,605.77	203,485,605.77	31.9%	434,286,616.71
030000000000	Law & Justice Sector	7,857,585,073.13	1,380,188,730.88	1,380,188,730.88	17.6%	6,477,396,342.25
031800000000	Judicial Council	6,494,827,631.93	1,205,580,278.28	1,205,580,278.28	18.6%	5,289,247,353.65
031800100100	The Judiciary	3,690,000,000.00	773,205,726.72	773,205,726.72	21.0%	2,916,794,273.28
031801100100	Ekiti State Judicial Service Commission	1,000,140,215.00	141,168,522.63	141,168,522.63	14.1%	858,971,692.37
031805200200	Ekiti State Customary Court of Appeal	1,804,687,416.93	291,206,028.93	291,206,028.93	16.1%	1,513,481,388.00
032600000000	Ministry of Justice	1,362,757,441.20	174,608,452.60	174,608,452.60	12.8%	1,188,148,988.60
032600100100	Ministry of Justice	1,034,257,207.45	167,381,548.55	167,381,548.55	16.2%	866,875,658.90
032600100200	Ekiti State Citizen's Right Unit	2,400,000.00	600,000.00	600,000.00	25.0%	1,800,000.00
032600200100	Ekiti State Law Reform Commission	239,457,000.09	500,000.00	500,000.00	0.2%	238,957,000.09
032600300100	Office of Public Defender	86,643,233.66	6,126,904.05	6,126,904.05	7.1%	80,516,329.61
040000000000	Regional	93,506,295.26	14,130,634.28	14,130,634.28	15.1%	79,375,660.98
046400000000	Ministry of Regional and Inter-Governmental Affairs	93,506,295.26	14,130,634.28	14,130,634.28	15.1%	79,375,660.98
046400100100	Ministry of Regional and Inter-Governmental Affairs	47,571,295.26	12,870,634.28	12,870,634.28	27.1%	34,700,660.98
046400200100	Serve EKS Steering Committee	635,000.00	150,000.00	150,000.00	23.6%	485,000.00
046400200200	Serve EKS	1,300,000.00	300,000.00	300,000.00	23.1%	1,000,000.00
046400300100	DAWN Commission Unit	40,000,000.00	-	-	0.0%	40,000,000.00
046400400100	Inter-Governmental And Integration Affairs Department	4,000,000.00	810,000.00	810,000.00	20.3%	3,190,000.00
050000000000	Social Sector	102,726,433,287.74	26,487,212,555.26	26,487,212,555.26	25.8%	76,239,220,732.48
051300000000	Ministry of Youth	2,783,108,174.98	963,581,657.65	963,581,657.65	34.6%	1,819,526,517.33
051300100100	Ministry of Youth Development	485,691,866.25	49,447,020.18	49,447,020.18	10.2%	436,244,846.07
051300200100	Youth Development Department	1,700,000.00	420,000.00	420,000.00	24.7%	1,280,000.00
051305100100	Ekiti State Sport Commission	2,127,716,308.73	847,714,637.47	847,714,637.47	39.8%	1,280,001,671.26
051305200100	Ekiti State United Football Club	72,000,000.00	30,000,000.00	30,000,000.00	41.7%	42,000,000.00
051305300100	Ekiti State Queen Football Club	96,000,000.00	36,000,000.00	36,000,000.00	37.5%	60,000,000.00

Ekiti State Government Budget Performance Report 2026 Q1 - Total Expenditure by Administrative Classification

Code	Administrative Unit	2026 Original Budget	2026 Q1 Performance	2026 Performance Year to Date (Q1)	% Performance Year to Date against 2026 Original Budget	Balance (against Original Budget)
05140000000	Ministry of Women Affairs and Social Development	4,115,511,697.57	368,213,864.57	368,213,864.57	8.9%	3,747,297,833.00
051400100100	Ministry of Women Affairs and Social Development	2,966,316,655.81	120,482,194.84	120,482,194.84	4.1%	2,845,834,460.97
051400100200	Women Development Centre	6,000,000.00	1,500,000.00	1,500,000.00	25.0%	4,500,000.00
051400100300	State Child's Right Implementation	2,500,000.00	600,000.00	600,000.00	24.0%	1,900,000.00
051400100400	Government Pupils in Children Home Nur/Pry	1,900,000.00	450,000.00	450,000.00	23.7%	1,450,000.00
051400100500	Sexual Assaulted Centre (SAC)	6,000,000.00	1,500,000.00	1,500,000.00	25.0%	4,500,000.00
051400700100	Nigeria for Women Projects	550,540,000.00	219,130,790.50	219,130,790.50	39.8%	331,409,209.50
051400800100	Office of Special Education and Social Inclusion	582,255,041.76	24,550,879.23	24,550,879.23	4.2%	557,704,162.53
05170000000	Ministry of Education	67,438,764,039.79	20,465,756,939.38	20,465,756,939.38	30.3%	46,973,007,100.41
051700100100	Ministry of Education	7,029,417,138.41	1,269,631,663.53	1,269,631,663.53	18.1%	5,759,785,474.88
051700100200	Monitoring of Public Schools	6,000,000.00	1,500,000.00	1,500,000.00	25.0%	4,500,000.00
051700100300	Monitoring of Technical Colleges	1,800,000.00	450,000.00	450,000.00	25.0%	1,350,000.00
051700200100	Ekiti State Libabry Board	163,306,445.50	11,349,712.40	11,349,712.40	6.9%	151,956,733.10
051700300100	Education Trust Fund	97,216,287.14	11,283,639.24	11,283,639.24	11.6%	85,932,647.90
051700400100	State Universal Basic Education Board (SUBEB)	8,168,890,253.31	2,652,389,092.42	2,652,389,092.42	32.5%	5,516,501,160.89
051700400200	SUBEB Staff Housing Loans Board	1,300,000.00	200,000.00	200,000.00	15.4%	1,100,000.00
051700100800	Adolescent Girls Initiative for learning and Empowerment Project (AGILE) - Projects Office	30,000,000.00	-	-	0.0%	30,000,000.00
051700500100	Agency for Adult and Non Formal Education	150,539,737.62	45,310,879.23	45,310,879.23	30.1%	105,228,858.39
051702600100	School of Agriculture and Enterprise Agency	145,331,088.24	10,960,146.55	10,960,146.55	7.5%	134,370,941.69
051702600200	Ekiti State University, Ado Ekiti	14,683,428,456.53	6,788,842,233.66	6,788,842,233.66	46.2%	7,894,586,222.87
051702600300	Bamidele Olumilua University of Education, Science and Technology, Ikere Ekiti	8,252,902,627.20	2,668,551,888.07	2,668,551,888.07	32.3%	5,584,350,739.13
051702600400	Ekiti State College Of Health Science and Technology, Ijero Ekiti	2,458,984,105.34	852,594,975.71	852,594,975.71	34.7%	1,606,389,129.63
051702600500	Ekiti State Polytechnic, Isan Ekiti	2,055,067,434.70	367,509,907.36	367,509,907.36	17.9%	1,687,557,527.34
051705300100	Ekiti State Board for Technical And Vocational Education	1,218,213,700.11	98,731,829.18	98,731,829.18	8.1%	1,119,481,870.93
051705400100	Ekiti State Scholarship Board	343,424,348.28	8,766,494.38	8,766,494.38	2.6%	334,657,853.90
051705500100	Ekiti State Teaching Service Commission	22,628,007,417.41	5,676,484,477.65	5,676,484,477.65	25.1%	16,951,522,939.76
051705500200	Office of the Tutor General (Ekiti Central Senatorial District)	1,245,000.00	300,000.00	300,000.00	24.1%	945,000.00
051705500300	Office of the Tutor General (Ekiti South Senatorial District)	1,245,000.00	300,000.00	300,000.00	24.1%	945,000.00
051705500400	Office of the Tutor General (Ekiti North Senatorial District)	1,245,000.00	300,000.00	300,000.00	24.1%	945,000.00
051705600100	Teaching Service Commission Loans Board	1,200,000.00	300,000.00	300,000.00	25.0%	900,000.00
05210000000	Ministry of Health and Human Services	19,651,920,767.38	3,962,873,067.92	3,962,873,067.92	20.2%	15,689,047,699.46
052100100100	Ministry of Health and Human Services	4,978,434,550.21	765,446,718.02	765,446,718.02	15.4%	4,212,987,832.19
052100100200	Maintenance of Health Data Bank Unit	2,000,000.00	300,000.00	300,000.00	15.0%	1,700,000.00
052100200100	Ekiti State Health Insurance Scheme	1,322,214,610.42	115,482,821.95	115,482,821.95	8.7%	1,206,731,788.47
052100200200	Ekiti State Health Insurance Scheme Committee Members	1,200,000.00	300,000.00	300,000.00	25.0%	900,000.00
052100300100	Primary Healthcare Development	572,413,991.83	93,622,071.14	93,622,071.14	16.4%	478,791,920.69

Ekiti State Government Budget Performance Report 2026 Q1 - Total Expenditure by Administrative Classification

Code	Administrative Unit	2026 Original Budget	2026 Q1 Performance	2026 Performance Year to Date (Q1)	% Performance Year to Date against 2026 Original Budget	Balance (against Original Budget)
052100300200	Monitoring of Health Centre	1,200,000.00	300,000.00	300,000.00	25.0%	900,000.00
052102600100	Ekiti State University Teaching Hospital, Ado Ekiti	7,234,794,119.16	1,701,539,213.75	1,701,539,213.75	23.5%	5,533,254,905.41
052110200100	Hospitals Management Board	5,429,511,507.03	1,270,058,836.08	1,270,058,836.08	23.4%	4,159,452,670.95
052110200200	Medical Mission	1,200,000.00	300,000.00	300,000.00	25.0%	900,000.00
052110400100	Ekiti State Drugs Health Supplies Management Agency (EKSDMA)	108,951,988.73	15,523,406.98	15,523,406.98	14.2%	93,428,581.75
053500000000	Ministry of Environment	6,805,319,809.69	526,724,971.36	526,724,971.36	7.7%	6,278,594,838.33
053500100100	Ministry of Environment	521,845,441.92	121,997,501.86	121,997,501.86	23.4%	399,847,940.06
053500100200	Monthly Sanitation Exercise	28,205,000.00	6,945,000.00	6,945,000.00	24.6%	21,260,000.00
053501600100	State Environmental Protection Agency	477,772,231.52	8,454,019.46	8,454,019.46	1.8%	469,318,212.06
053501600200	Ekiti State Green Economy and Environment Matters - Projects	604,452,780.41	-	-	0.0%	604,452,780.41
053501600300	Ekiti State Nigeria Erosion and Watershed Management Project (NEWMAP) - Projects	3,528,500,000.00	153,239,134.19	153,239,134.19	4.3%	3,375,260,865.81
053505300100	Ekiti State Waste Management Authority	1,316,833,795.64	166,554,389.22	166,554,389.22	12.6%	1,150,279,406.42
053505400100	Ekiti State Forestry Commission	325,910,560.20	69,084,926.63	69,084,926.63	21.2%	256,825,633.57
053505400200	Monitoring and Task Force on Forestry Activities	1,800,000.00	450,000.00	450,000.00	25.0%	1,350,000.00
055100000000	Ministry of Local Government Affairs	174,131,571.30	32,174,729.15	32,174,729.15	18.5%	141,956,842.15
055100100100	Ministry of Local Government Affairs	174,131,571.30	32,174,729.15	32,174,729.15	18.5%	141,956,842.15
056600000000	Ministry of Chieftaincy and Home Affairs	159,475,538.85	43,453,354.72	43,453,354.72	27.2%	116,022,184.13
056600100100	Ministry of Chieftaincy and Home Affairs	74,475,538.85	22,535,354.72	22,535,354.72	30.3%	51,940,184.13
056600200100	Ekiti State Council of Obas	85,000,000.00	20,918,000.00	20,918,000.00	24.6%	64,082,000.00
057000000000	Ministry of Rural and Community Development	1,598,201,688.18	124,433,970.51	124,433,970.51	7.8%	1,473,767,717.67
057000100100	Ministry of Rural and Community Development	1,593,401,688.18	123,233,970.51	123,233,970.51	7.7%	1,470,167,717.67
057000200100	Community Development	2,400,000.00	600,000.00	600,000.00	25.0%	1,800,000.00
057000300100	Rural Development	2,400,000.00	600,000.00	600,000.00	25.0%	1,800,000.00

Table 5: Personnel Expenditure by Administrative Classification

Ekiti State Government Budget Performance Report 2026 Q1 - Personnel Expenditure by Administrative Classification

Code	Administrative Unit	2026 Original Budget	2026 Q1 Performance	2026 Performance Year to Date (Q1)	% Performance Year to Date against 2026 Original Budget	Balance (against Original Budget)
	Total Personnel Expenditure	64,764,450,601.74	15,133,049,386.42	15,133,049,386.42	23.4%	49,631,401,215.32
01000000000	Administration Sector	23,745,998,403.90	5,354,979,313.64	5,354,979,313.64	22.6%	18,391,019,090.26
01110000000	Governor's Office	15,149,215,239.48	3,545,052,705.99	3,545,052,705.99	23.4%	11,604,162,533.49
011100100100	Ekiti State Governor's Office	307,168,749.19	76,086,722.85	76,086,722.85	24.8%	231,082,026.34
011100100200	Deputy Governor's Office	95,048,689.54	26,488,377.56	26,488,377.56	27.9%	68,560,311.98
011100300100	Ekiti State Boundary Commission	35,773,490.28	7,033,224.84	7,033,224.84	19.7%	28,740,265.44
011100400100	Ekiti State Sustainable Development Goals Office	45,835,332.34	9,753,589.48	9,753,589.48	21.3%	36,081,742.86
011103700100	Muslim Pilgrims Welfare Board	20,260,423.56	5,876,699.10	5,876,699.10	29.0%	14,383,724.46
011103800100	Christian Pilgrims Welfare Board	25,284,972.86	6,500,384.03	6,500,384.03	25.7%	18,784,588.83
011100600100	Ekiti State Emergency Management Agency	39,900,698.54	11,164,380.73	11,164,380.73	28.0%	28,736,317.81
011100700100	Ekiti State Bureau of Public Procurement	124,292,057.71	30,932,441.54	30,932,441.54	24.9%	93,359,616.17
011103300100	Ekiti State AIDS Control Agency	24,950,926.98	6,749,696.61	6,749,696.61	27.1%	18,201,230.37
011101000100	Office of Transformation and Service Delivery	48,962,373.05	11,242,674.38	11,242,674.38	23.0%	37,719,698.67
011111300100	Ekiti State Pension Commission	732,950,475.58	254,199,568.28	254,199,568.28	34.7%	478,750,907.30
011111300200	Pension Transition Arrangement Department	13,370,449,708.08	3,034,087,571.76	3,034,087,571.76	22.7%	10,336,362,136.32
011111200100	General Administration Department	214,055,666.57	48,618,595.63	48,618,595.63	22.7%	165,437,070.94
011111400100	Ekiti State Liaison Office, Abuja	28,542,617.50	6,617,639.66	6,617,639.66	23.2%	21,924,977.84
011111400500	Ekiti State Liaison Office, Lagos	35,739,057.70	9,701,139.54	9,701,139.54	27.1%	26,037,918.16
01610000000	Secretary to the State Government	4,996,739,739.84	1,116,206,660.09	1,116,206,660.09	22.3%	3,880,533,079.75
016101200100	Political and Economic Affairs Department	4,927,691,968.27	1,098,584,894.17	1,098,584,894.17	22.3%	3,829,107,074.10
016101300100	Cabinet and Special Services	69,047,771.57	17,621,765.92	17,621,765.92	25.5%	51,426,005.65
01120000000	Ekiti State House of Assembly	2,130,000,000.00	347,857,474.86	347,857,474.86	16.3%	1,782,142,525.14
011200300100	Ekiti State House of Assembly	2,130,000,000.00	347,857,474.86	347,857,474.86	16.3%	1,782,142,525.14
01230000000	Ministry of Information	660,237,802.15	158,499,415.70	158,499,415.70	24.0%	501,738,386.45
012300100100	Ministry of Information	209,500,737.48	50,929,226.01	50,929,226.01	24.3%	158,571,511.47
012300300100	Broadcasting Service of Ekiti State	450,737,064.67	107,570,189.69	107,570,189.69	23.9%	343,166,874.98
01250000000	Head of Service	168,023,774.30	37,195,641.38	37,195,641.38	22.1%	130,828,132.92
012500600100	Office of Establishments and Service Matters	168,023,774.30	37,195,641.38	37,195,641.38	22.1%	130,828,132.92
01620000000	Ministry of Capacity Development and Training	52,665,192.29	12,049,539.84	12,049,539.84	22.9%	40,615,652.45
016200100100	Ministry of Capacity Development and Training	52,665,192.29	12,049,539.84	12,049,539.84	22.9%	40,615,652.45
01400000000	Ekiti State Auditor General's Office	328,273,591.51	78,107,596.61	78,107,596.61	23.8%	250,165,994.90
014000100100	Ekiti State Auditor General's Office	229,070,224.37	50,182,251.11	50,182,251.11	21.9%	178,887,973.26
014000300100	Ekiti State Audit Service Commission	8,853,682.72	6,882,574.72	6,882,574.72	77.7%	1,971,108.00
014000200100	Auditor General for Local Governments	90,349,684.42	21,042,770.78	21,042,770.78	23.3%	69,306,913.64

Ekiti State Government Budget Performance Report 2026 Q1 - Personnel Expenditure by Administrative Classification

Code	Administrative Unit	2026 Original Budget	2026 Q1 Performance	2026 Performance Year to Date (Q1)	% Performance Year to Date against 2026 Original Budget	Balance (against Original Budget)
014700000000	Ekiti State Civil Service Commission	73,760,690.78	16,341,996.96	16,341,996.96	22.2%	57,418,693.82
014700100100	Ekiti State Civil Service Commission	73,760,690.78	16,341,996.96	16,341,996.96	22.2%	57,418,693.82
014800000000	Ekiti State Independence Electoral Commission	187,082,373.55	43,668,282.21	43,668,282.21	23.3%	143,414,091.34
014800100100	Ekiti State Independent Electoral Commission	187,082,373.55	43,668,282.21	43,668,282.21	23.3%	143,414,091.34
020000000000	Economic Sector	7,322,036,229.70	1,407,944,785.16	1,407,944,785.16	19.2%	5,914,091,444.54
021500000000	Ministry of Agriculture and Food Security	1,313,609,160.25	340,111,451.09	340,111,451.09	25.9%	973,497,709.16
021500100100	Ministry of Agriculture and Food Security	895,266,334.56	244,127,908.79	244,127,908.79	27.3%	651,138,425.77
021510200100	Agricultural Development Programme	312,548,902.73	72,023,467.94	72,023,467.94	23.0%	240,525,434.79
021511000100	Fountain Agricultural Marketing Agency	59,745,771.58	12,475,302.47	12,475,302.47	20.9%	47,270,469.11
021511700100	Farm Settlement and Peasant Farmer Development Programme	46,048,151.38	11,484,771.89	11,484,771.89	24.9%	34,563,379.49
022000000000	Ministry of Finance	2,325,277,221.24	157,366,236.39	157,366,236.39	6.8%	2,167,910,984.85
022000100100	Ministry of Finance	147,220,075.56	34,401,584.78	34,401,584.78	23.4%	1,128,818,490.78
022000700100	Office of the Accountant General	2,081,475,616.04	104,060,293.77	104,060,293.77	5.0%	1,977,415,322.27
022000701100	Central Internal Audit	52,473,719.28	11,350,992.93	11,350,992.93	21.6%	41,122,726.35
022000800100	Ekiti State Internal Revenue Service	18,869,072.74	-	-	0.0%	18,869,072.74
022000900100	Signage and Advertisement Agency	25,238,737.62	7,553,364.91	7,553,364.91	29.9%	17,685,372.71
022200000000	Ministry of Trade, Investment, Industries and Cooperatives	520,267,245.08	127,803,413.44	127,803,413.44	24.6%	392,463,831.64
022200100100	Ministry of Trade, Investment, Industries and Cooperatives	440,637,903.36	107,272,872.13	107,272,872.13	24.3%	333,365,031.23
022205400100	Ekiti State Microfinance and Enterprise Development Agency	35,957,228.86	8,604,800.10	8,604,800.10	23.9%	27,352,428.76
022205500100	Ekiti State Mineral Resources Development Agency	43,672,112.86	11,925,741.21	11,925,741.21	27.3%	31,746,371.65
022700000000	Ministry of Employment and Wealth Creation	63,708,184.10	15,728,371.42	15,728,371.42	24.7%	47,979,812.68
022700100100	Ministry of Employment and Wealth Creation	39,333,509.47	9,922,727.39	9,922,727.39	25.2%	29,410,782.08
022700200100	Job Creation and Employment Agency	24,374,674.63	5,805,644.03	5,805,644.03	23.8%	18,569,030.60
023400000000	Ministry of Works	666,236,656.87	162,852,182.65	162,852,182.65	24.4%	503,384,474.22
023400100100	Ministry of Works	666,236,656.87	162,852,182.65	162,852,182.65	24.4%	503,384,474.22
022900000000	Ministry of Transportation	170,573,951.65	45,707,279.44	45,707,279.44	26.8%	124,866,672.21
022900100100	Ministry of Transportation	20,000,000.00	6,504,073.35	6,504,073.35	32.5%	13,495,926.65
022900200100	Ekiti State Traffic Management Agency	77,939,069.28	21,289,699.21	21,289,699.21	27.3%	56,649,370.07
022900300100	Ekiti State Public Works Corporation	72,634,882.37	17,913,506.88	17,913,506.88	24.7%	54,721,375.49
023600000000	Ministry of Arts, Culture and Creative Economic	213,414,395.30	49,655,036.62	49,655,036.62	23.3%	163,759,358.68
023600100100	Ministry of Arts, Culture and Tourism Development	191,299,145.16	44,332,755.37	44,332,755.37	23.2%	146,966,389.79
023600200100	Bureau of Tourism	22,115,250.14	5,322,281.25	5,322,281.25	24.1%	16,792,968.89
023800000000	Ministry of Budget and Economic Planning	274,237,448.26	72,833,850.03	72,833,850.03	26.6%	201,403,598.23
023800100100	Ministry of Budget and Economic Planning	187,428,275.72	50,479,884.38	50,479,884.38	26.9%	136,948,391.34
023800200100	State Bureau of Statistics	86,809,172.54	22,353,965.65	22,353,965.65	25.8%	64,455,206.89
025000000000	Fiscal Responsibility Commission	34,589,386.37	7,558,431.16	7,558,431.16	21.9%	27,030,955.21
025000100100	Fiscal Responsibility Commission	34,589,386.37	7,558,431.16	7,558,431.16	21.9%	27,030,955.21

Ekiti State Government Budget Performance Report 2026 Q1 - Personnel Expenditure by Administrative Classification

Code	Administrative Unit	2026 Original Budget	2026 Q1 Performance	2026 Performance Year to Date (Q1)	% Performance Year to Date against 2026 Original Budget	Balance (against Original Budget)
02520000000	Ekiti State Water Corporation	545,355,223.80	128,120,369.54	128,120,369.54	23.5%	417,234,854.26
025200100100	Ekiti State Water Corporation	467,309,612.30	108,713,474.75	108,713,474.75	23.3%	358,596,137.55
025200100200	Ekiti State Small Towns and Rural Water Supply and Sanitation Agency	78,045,611.50	19,406,894.79	19,406,894.79	24.9%	58,638,716.71
02530000000	Ministry of Physical Planning and Urban Development	641,931,415.54	161,686,403.85	161,686,403.85	25.2%	480,245,011.69
025300100100	Ministry of Physical Planning and Urban Development	197,714,669.45	45,734,411.99	45,734,411.99	23.1%	151,980,257.46
025300200100	Ekiti State Housing Corporation	193,922,278.39	47,870,104.22	47,870,104.22	24.7%	146,052,174.17
025300300100	Urban Renewal Agency	26,230,102.01	7,722,508.47	7,722,508.47	29.4%	18,507,593.54
025300300200	Bureau of Land Services	146,686,973.39	36,497,187.01	36,497,187.01	24.9%	110,189,786.38
025300400100	Office of Surveyor General	77,377,392.30	23,862,192.16	23,862,192.16	30.8%	53,515,200.14
02630000000	Ministry of Infrastructure and Public Utilities	475,063,718.76	118,228,641.76	118,228,641.76	24.9%	356,835,077.00
026300100100	Ministry of Infrastructure and Public Utilities	274,623,701.81	69,604,069.16	69,604,069.16	25.3%	205,019,632.65
026300200100	Ekiti State Electricity Board	200,440,016.95	48,624,572.60	48,624,572.60	24.3%	151,815,444.35
02280000000	Ministry of Innovation, Science and Technology	77,772,222.48	20,293,117.77	20,293,117.77	26.1%	57,479,104.71
022800200100	Bureau of Information, Communication & Technology (ICT)	77,772,222.48	20,293,117.77	20,293,117.77	26.1%	57,479,104.71
03000000000	Law & Justice Sector	446,947,422.21	118,261,952.60	118,261,952.60	26.5%	328,685,469.61
03260000000	Ministry of Justice	446,947,422.21	118,261,952.60	118,261,952.60	26.5%	328,685,469.61
032600100100	Ministry of Justice	429,111,150.55	113,635,048.55	113,635,048.55	26.5%	315,476,102.00
032600300100	Office of Public Defender	17,836,271.66	4,626,904.05	4,626,904.05	25.9%	13,209,367.61
04000000000	Regional	37,571,295.26	10,370,634.28	10,370,634.28	27.6%	27,200,660.98
04640000000	Ministry of Regional and Inter-Governmental Affairs	37,571,295.26	10,370,634.28	10,370,634.28	27.6%	27,200,660.98
046400100100	Ministry of Regional and Inter-Governmental Affairs	37,571,295.26	10,370,634.28	10,370,634.28	27.6%	27,200,660.98
05000000000	Social Sector	33,211,897,250.67	8,241,492,700.74	8,241,492,700.74	24.8%	24,970,404,549.93
05130000000	Ministry of Youth	216,798,000.84	51,218,687.65	51,218,687.65	23.6%	165,579,313.19
051300100100	Ministry of Youth Development	63,381,692.11	11,147,021.18	11,147,021.18	17.6%	52,234,670.93
051305100100	Ekiti State Sport Commission	153,416,308.73	40,071,666.47	40,071,666.47	26.1%	113,344,642.26
05140000000	Ministry of Women Affairs and Social Development	280,294,442.26	68,079,903.47	68,079,903.47	24.3%	212,214,538.79
051400100100	Ministry of Women Affairs and Social Development	218,068,371.24	53,129,024.24	53,129,024.24	24.4%	164,939,347.00
051400800100	Office of Special Education and Social Inclusion	62,226,071.02	14,950,879.23	14,950,879.23	24.0%	47,275,191.79
05170000000	Ministry of Education	25,641,127,077.05	6,463,900,257.21	6,463,900,257.21	25.2%	19,177,226,819.84
051700100100	Ministry of Education	1,539,333,502.70	386,570,763.53	386,570,763.53	25.1%	1,152,762,739.17
051700200100	Ekiti State Libabry Board	43,306,445.50	9,849,712.40	9,849,712.40	22.7%	33,456,733.10
051700300100	Education Trust Fund	37,365,752.80	10,083,639.24	10,083,639.24	27.0%	27,282,113.56
051700400100	State Universal Basic Education Board (SUBEB)	1,019,605,084.39	264,926,815.05	264,926,815.05	26.0%	754,678,269.34
051700500100	Agency for Adult and Non Formal Education	65,539,737.62	14,950,879.23	14,950,879.23	22.8%	50,588,858.39
051702600100	School of Agriculture and Enterprise Agency	28,331,088.24	7,960,146.55	7,960,146.55	28.1%	20,370,941.69
051705300100	Ekiti State Board for Technical And Vocational Education	391,213,700.11	93,334,829.18	93,334,829.18	23.9%	297,878,870.93
051705400100	Ekiti State Scholarship Board	23,424,348.28	6,166,494.38	6,166,494.38	26.3%	17,257,853.90
051705500100	Ekiti State Teaching Service Commission	22,493,007,417.41	5,670,056,977.65	5,670,056,977.65	25.2%	16,822,950,439.76

Ekiti State Government Budget Performance Report 2026 Q1 - Personnel Expenditure by Administrative Classification

Code	Administrative Unit	2026 Original Budget	2026 Q1 Performance	2026 Performance Year to Date (Q1)	% Performance Year to Date against 2026 Original Budget	Balance (against Original Budget)
05210000000	Ministry of Health and Human Services	6,084,122,011.95	1,418,357,615.90	1,418,357,615.90	23.3%	4,665,764,396.05
052100100100	Ministry of Health and Human Services	550,536,060.05	134,082,603.42	134,082,603.42	24.4%	416,453,456.63
052100200100	Ekiti State Health Insurance Scheme	50,807,520.10	13,771,978.56	13,771,978.56	27.1%	37,035,541.54
052100300100	Primary Healthcare Development	253,891,805.23	62,704,981.14	62,704,981.14	24.7%	191,186,824.09
052110200100	Hospitals Management Board	5,173,829,137.87	1,193,474,645.80	1,193,474,645.80	23.1%	3,980,354,492.07
052110400100	Ekiti State Drugs Health Supplies Management Agency (EKSDMA)	55,057,488.70	14,323,406.98	14,323,406.98	26.0%	40,734,081.72
05350000000	Ministry of Environment	731,646,921.25	177,795,182.13	177,795,182.13	24.3%	553,851,739.12
053500100100	Ministry of Environment	306,845,441.92	78,656,301.86	78,656,301.86	25.6%	228,189,140.06
053501600100	State Environmental Protection Agency	40,791,119.35	7,854,019.46	7,854,019.46	19.3%	32,937,099.89
053505300100	Ekiti State Waste Management Authority	128,154,625.03	29,626,889.23	29,626,889.23	23.1%	98,527,735.80
053505400100	Ekiti State Forestry Commission	255,855,734.95	61,657,971.58	61,657,971.58	24.1%	194,197,763.37
05510000000	Ministry of Local Government Affairs	124,131,570.29	28,924,729.15	28,924,729.15	23.3%	95,206,841.14
055100100100	Ministry of Local Government Affairs	124,131,570.29	28,924,729.15	28,924,729.15	23.3%	95,206,841.14
05660000000	Ministry of Chieftaincy and Home Affairs	54,375,538.85	13,232,354.72	13,232,354.72	24.3%	41,143,184.13
056600100100	Ministry of Chieftaincy and Home Affairs	54,375,538.85	13,232,354.72	13,232,354.72	24.3%	41,143,184.13
05700000000	Ministry of Rural and Community Development	79,401,688.18	19,983,970.51	19,983,970.51	25.2%	59,417,717.67
057000100100	Ministry of Rural and Community Development	79,401,688.18	19,983,970.51	19,983,970.51	25.2%	59,417,717.67

Table 6: Overhead Expenditure by Administrative Classification

Ekiti State Government Budget Performance Report 2026 Q1 - Overhead Expenditure by Administrative Classification

Code	Administrative Unit	2026 Original Budget	2026 Q1 Performance	2026 Performance Year to Date (Q1)	% Performance Year to Date against 2026 Original Budget	Balance (against Original Budget)
	Total Overhead Expenditure	79,511,189,086.68	17,434,986,822.78	17,434,986,822.78	21.9%	62,076,202,263.90
01000000000	Administration Sector	37,785,167,916.65	6,291,284,747.38	6,291,284,747.38	16.7%	31,493,883,169.27
01110000000	Governor's Office	29,313,023,765.79	5,073,498,773.63	5,073,498,773.63	17.3%	24,239,524,992.16
011100100100	Ekiti State Governor's Office	25,008,703,765.79	4,517,274,256.00	4,517,274,256.00	18.1%	20,491,429,509.79
011100100200	Deputy Governor's Office	300,000,000.00	73,262,745.00	73,262,745.00	24.4%	226,737,255.00
011100200200	Special Adviser Corporate Sector Relations and Federal Matters	5,500,000.00	-	-	0.0%	5,500,000.00
011100201500	Special Adviser on Social Investment Programme	4,860,000.00	1,200,000.00	1,200,000.00	24.7%	3,660,000.00
011100202000	Special Adviser on Ekiti State Mortgage Board	10,000,000.00	1,500,000.00	1,500,000.00	15.0%	8,500,000.00
011100300100	Ekiti State Boundary Commission	6,000,000.00	1,200,000.00	1,200,000.00	20.0%	4,800,000.00
011100300200	Boundary Technical Committee	2,500,000.00	600,000.00	600,000.00	24.0%	1,900,000.00
011100400100	Ekiti State Sustainable Development Goals Office	18,000,000.00	3,000,000.00	3,000,000.00	16.7%	15,000,000.00
011100400300	Conditional Grants Scheme (CGS) Unit	3,364,000.00	840,000.00	840,000.00	25.0%	2,524,000.00
011100202400	Special Adviser on Human Capital Development	50,000,000.00	1,750,000.00	1,750,000.00	3.5%	48,250,000.00
011103700100	Muslim Pilgrims Welfare Board	195,023,000.00	64,529,134.00	64,529,134.00	33.1%	130,493,866.00
011103800100	Christian Pilgrims Welfare Board	195,023,000.00	1,750,000.00	1,750,000.00	0.9%	193,273,000.00
011100600100	Ekiti State Emergency Management Agency	70,000,000.00	6,957,000.00	6,957,000.00	9.9%	63,043,000.00
011100600200	Control Monitoring and Disaster Management Department	3,000,000.00	750,000.00	750,000.00	25.0%	2,250,000.00
011100700100	Ekiti State Bureau of Public Procurement	72,000,000.00	23,238,567.63	23,238,567.63	32.3%	48,761,432.37
011100700200	Supervision and Monitoring Unit for Projects	4,800,000.00	1,200,000.00	1,200,000.00	25.0%	3,600,000.00
011100900100	Cordinating Units for National Council of Public Procurement and Heads of Procurement at	6,000,000.00	3,000,000.00	3,000,000.00	50.0%	3,000,000.00
011103300100	Ekiti State AIDS Control Agency	25,000,000.00	600,000.00	600,000.00	2.4%	24,400,000.00
011101000100	Office of Transformation and Service Delivery	100,000,000.00	51,164,000.00	51,164,000.00	51.2%	48,836,000.00
011101000200	Civil Service Transformation	5,000,000.00	420,000.00	420,000.00	8.4%	4,580,000.00
011101000300	Transformation Monitoring and Compliance	12,000,000.00	3,000,000.00	3,000,000.00	25.0%	9,000,000.00
011111300100	Ekiti State Pension Commission	55,000,000.00	27,675,635.00	27,675,635.00	50.3%	27,324,365.00
011111300200	Pension Transition Arrangement Department	10,000,000.00	3,000,000.00	3,000,000.00	30.0%	7,000,000.00
011111300300	Pension Department	2,450,000.00	600,000.00	600,000.00	24.5%	1,850,000.00
011110100100	Bureau of Special Projects	30,100,000.00	2,800,000.00	2,800,000.00	9.3%	27,300,000.00
011110500100	Office of the Chief Of Staff	2,500,800,000.00	121,500,000.00	121,500,000.00	4.9%	2,379,300,000.00
011100202500	Office of the Chief Press Secretary	250,200,000.00	53,400,000.00	53,400,000.00	21.3%	196,800,000.00
011111200100	General Administration Department	200,000,000.00	62,185,936.00	62,185,936.00	31.1%	137,814,064.00
011111200200	Petroleum Product Consumer Protection Agency	2,000,000.00	300,000.00	300,000.00	15.0%	1,700,000.00
011111200300	Utility Service Department	1,200,000.00	595,000.00	595,000.00	49.6%	605,000.00
011111200400	Government Asset Unit	2,400,000.00	400,000.00	400,000.00	16.7%	2,000,000.00
011111200700	Secretariat, Office of the Governor	36,000,000.00	9,000,000.00	9,000,000.00	25.0%	27,000,000.00
011111200800	AUDA-NEPAD	700,000.00	165,000.00	165,000.00	23.6%	535,000.00

Ekiti State Government Budget Performance Report 2026 Q1 - Overhead Expenditure by Administrative Classification

Code	Administrative Unit	2026 Original Budget	2026 Q1 Performance	2026 Performance Year to Date (Q1)	% Performance Year to Date against 2026 Original Budget	Balance (against Original Budget)
011111400100	Ekiti State Liaison Office, Abuja	55,000,000.00	22,674,000.00	22,674,000.00	41.2%	32,326,000.00
011111400500	Ekiti State Liaison Office, Lagos	14,400,000.00	4,382,000.00	4,382,000.00	30.4%	10,018,000.00
011111400600	Ekiti State Liaison Office, Akure	1,800,000.00	450,000.00	450,000.00	25.0%	1,350,000.00
011111500100	Open Governor Programme (OGP) Secretariat	3,000,000.00	300,000.00	300,000.00	10.0%	2,700,000.00
011111700100	Director General Development Partnership	20,000,000.00	2,250,000.00	2,250,000.00	11.3%	17,750,000.00
011111900100	Ekiti State Bureau of Local Content	6,200,000.00	1,585,500.00	1,585,500.00	25.6%	4,614,500.00
011112000100	Ekiti State Consumer Protection Commission	25,000,000.00	3,000,000.00	3,000,000.00	12.0%	22,000,000.00
016100000000	Secretary to the State Government	1,189,234,800.00	156,682,824.80	156,682,824.80	13.2%	1,032,551,975.20
016100100100	Secretary to the State Government	90,000,000.00	27,526,000.00	27,526,000.00	30.6%	62,474,000.00
016101200100	Political and Economic Affairs Department	900,000,000.00	78,127,224.80	78,127,224.80	8.7%	821,872,775.20
016101200200	Economic Department	1,250,000.00	300,000.00	300,000.00	24.0%	950,000.00
016101200300	Political and Inter-Party Unit	81,000,000.00	25,500,000.00	25,500,000.00	31.5%	55,500,000.00
016101200600	Nigeria Inter-Religious Council (NIREC) Office	3,500,000.00	800,000.00	800,000.00	22.9%	2,700,000.00
016101200700	Parastatals Affair Department	11,400,000.00	1,500,000.00	1,500,000.00	13.2%	9,900,000.00
016101300100	Cabinet and Special Services	83,000,000.00	19,678,400.00	19,678,400.00	23.7%	63,321,600.00
016101300200	Safe City Surveillance Unit	12,000,000.00	1,920,000.00	1,920,000.00	16.0%	10,080,000.00
016101300300	Ekiti State Security Trust Fund	4,800,000.00	760,000.00	760,000.00	15.8%	4,040,000.00
016101300400	Maintenance Unit EXCO Chamber	2,284,800.00	571,200.00	571,200.00	25.0%	1,713,600.00
011200000000	Ekiti State House of Assembly	6,075,016,270.86	886,578,226.75	886,578,226.75	14.6%	5,188,438,044.11
011200300100	Ekiti State House of Assembly	5,764,500,000.00	859,456,226.75	859,456,226.75	14.9%	4,905,043,773.25
011200400100	House of Assembly Service Commission	246,916,270.86	25,500,000.00	25,500,000.00	10.3%	221,416,270.86
011200500100	Ekiti State Legislative Service Loans Board	63,600,000.00	1,622,000.00	1,622,000.00	2.6%	61,978,000.00
012300000000	Ministry of Information	525,000,000.00	52,100,000.00	52,100,000.00	9.9%	472,900,000.00
012300100100	Ministry of Information	325,000,000.00	19,600,000.00	19,600,000.00	6.0%	305,400,000.00
012300300100	Broadcasting Service of Ekiti State	150,000,000.00	31,000,000.00	31,000,000.00	20.7%	119,000,000.00
012300400100	Bureau of Civic Orientation	50,000,000.00	1,500,000.00	1,500,000.00	3.0%	48,500,000.00
012500000000	Head of Service	153,380,000.00	38,598,976.00	38,598,976.00	25.2%	114,781,024.00
012500100100	Head of Service	45,000,000.00	12,478,976.00	12,478,976.00	27.7%	32,521,024.00
012500500100	Public Service Coordinating Unit	2,280,000.00	570,000.00	570,000.00	25.0%	1,710,000.00
012500600100	Office of Establishments and Service Matters	40,000,000.00	18,000,000.00	18,000,000.00	45.0%	22,000,000.00
012500600200	Establishment and Management Services	3,600,000.00	900,000.00	900,000.00	25.0%	2,700,000.00
012500600300	Staff Matters and Industrial Relations	3,600,000.00	900,000.00	900,000.00	25.0%	2,700,000.00
012500600400	Labour and Industrial Relation	50,000,000.00	3,750,000.00	3,750,000.00	7.5%	46,250,000.00
012500600500	Public Service Games Office	1,200,000.00	300,000.00	300,000.00	25.0%	900,000.00
012500600600	Peer Review Secretariat	3,600,000.00	900,000.00	900,000.00	25.0%	2,700,000.00
012500600700	Staff Housing Loan Board	1,200,000.00	200,000.00	200,000.00	16.7%	1,000,000.00
012500600800	Nigeria Legion	2,900,000.00	600,000.00	600,000.00	20.7%	2,300,000.00

Ekiti State Government Budget Performance Report 2026 Q1 - Overhead Expenditure by Administrative Classification

Code	Administrative Unit	2026 Original Budget	2026 Q1 Performance	2026 Performance Year to Date (Q1)	% Performance Year to Date against 2026 Original Budget	Balance (against Original Budget)
01620000000	Ministry of Capacity Development and Training	83,400,000.00	3,724,000.09	3,724,000.09	4.5%	79,675,999.91
016200100100	Ministry of Capacity Development and Training	80,000,000.00	3,124,000.00	3,124,000.00	3.9%	76,876,000.00
016200300100	Training and Man Power Department	1,200,000.00	300,000.09	300,000.09	25.0%	899,999.91
016200400100	Staff Development Centre	2,200,000.00	300,000.00	300,000.00	13.6%	1,900,000.00
01400000000	Ekiti State Auditor General's Office	356,863,080.00	67,365,946.11	67,365,946.11	18.9%	289,497,133.89
014000100100	Ekiti State Auditor General's Office	140,023,080.00	22,155,946.11	22,155,946.11	15.8%	117,867,133.89
014000100200	Pension and Gratuities Department	670,000.00	167,500.11	167,500.11	25.0%	502,499.89
014000100300	Government Account Management Units	670,000.00	167,500.11	167,500.11	25.0%	502,499.89
014000100400	Auditing of Secondary Schools in Ekiti	4,100,000.00	1,024,999.89	1,024,999.89	25.0%	3,075,000.11
014000100500	Monitoring and Special Audit Department	1,400,000.00	349,999.89	349,999.89	25.0%	1,050,000.11
014000300100	Ekiti State Audit Service Commission	90,000,000.00	18,500,000.01	18,500,000.01	20.6%	71,499,999.99
014000200100	Auditor General for Local Governments	120,000,000.00	24,999,999.99	24,999,999.99	20.8%	95,000,000.01
01450000000	Public Complaint Commission/Ombudsman	3,250,000.00	388,000.00	388,000.00	11.9%	2,862,000.00
014500100100	Public Complaint Commission	3,250,000.00	388,000.00	388,000.00	11.9%	2,862,000.00
01470000000	Ekiti State Civil Service Commission	36,000,000.00	5,598,000.00	5,598,000.00	15.6%	30,402,000.00
014700100100	Ekiti State Civil Service Commission	30,000,000.00	4,598,000.00	4,598,000.00	15.3%	25,402,000.00
014700100200	Personnel Department	3,000,000.00	500,000.00	500,000.00	16.7%	2,500,000.00
014700100300	Appointment Department	3,000,000.00	500,000.00	500,000.00	16.7%	2,500,000.00
01480000000	Ekiti State Independence Electoral Commission	35,000,000.00	4,500,000.00	4,500,000.00	12.9%	30,500,000.00
014800100100	Ekiti State Independent Electoral Commission	35,000,000.00	4,500,000.00	4,500,000.00	12.9%	30,500,000.00
01650000000	Ministry of Special Duties	15,000,000.00	2,250,000.00	2,250,000.00	15.0%	12,750,000.00
016500100100	Ministry of Special Duties	15,000,000.00	2,250,000.00	2,250,000.00	15.0%	12,750,000.00
02000000000	Economic Sector	32,399,080,001.69	9,376,198,826.40	9,376,198,826.40	28.9%	23,022,881,175.29
02150000000	Ministry of Agriculture and Food Security	332,575,000.00	36,048,000.00	36,048,000.00	10.8%	296,527,000.00
021500100100	Ministry of Agriculture and Food Security	100,000,000.00	23,790,000.00	23,790,000.00	23.8%	76,210,000.00
021510200100	Agricultural Development Programme	15,000,000.00	5,908,000.00	5,908,000.00	39.4%	9,092,000.00
021511000100	Fountain Agricultural Marketing Agency	4,200,000.00	1,050,000.00	1,050,000.00	25.0%	3,150,000.00
021511600100	FADAMA Project	5,000,000.00	900,000.00	900,000.00	18.0%	4,100,000.00
021511700100	Farm Settlement and Peasant Farmer Development Programme	8,000,000.00	900,000.00	900,000.00	11.3%	7,100,000.00
021511800100	Ekiti State Rural Access and Agricultural Marketing Project (RAAMP) Office	6,075,000.00	1,500,000.00	1,500,000.00	24.7%	4,575,000.00
021512200100	Ekiti State Rural Access Road Authority (EKRRARA)	50,000,000.00	1,000,000.00	1,000,000.00	2.0%	49,000,000.00
021512300100	Ekiti State Roads Fund (ESRF)	144,300,000.00	1,000,000.00	1,000,000.00	0.7%	143,300,000.00
02200000000	Ministry of Finance	23,267,945,875.79	7,466,508,158.21	7,466,508,158.21	32.1%	15,801,437,717.58
022000100100	Ministry of Finance	20,204,252,481.69	7,349,614,658.21	7,349,614,658.21	36.4%	12,854,637,823.48
022000100200	State Revenue and Investment	2,500,000.00	510,000.00	510,000.00	20.4%	1,990,000.00
022000100300	Fiscal Committee Secretariat	18,000,000.00	4,500,000.00	4,500,000.00	25.0%	13,500,000.00
022000100400	Expenditure Department	8,400,000.00	2,100,000.00	2,100,000.00	25.0%	6,300,000.00

Ekiti State Government Budget Performance Report 2026 Q1 - Overhead Expenditure by Administrative Classification

Code	Administrative Unit	2026 Original Budget	2026 Q1 Performance	2026 Performance Year to Date (Q1)	% Performance Year to Date against 2026 Original Budget	Balance (against Original Budget)
022000100500	State Finance Department	6,000,000.00	1,500,000.00	1,500,000.00	25.0%	4,500,000.00
022000100600	State Wide Revenue Committee	5,600,000.00	1,350,000.00	1,350,000.00	24.1%	4,250,000.00
022000100700	State Fiscal Efficiency Unit	3,600,000.00	750,000.00	750,000.00	20.8%	2,850,000.00
022000100800	Committee of Public Finances	3,500,000.00	750,000.00	750,000.00	21.4%	2,750,000.00
022000100900	SABER Unit	3,500,000.00	750,000.00	750,000.00	21.4%	2,750,000.00
022000200100	Debt Management Office	3,600,000.00	900,000.00	900,000.00	25.0%	2,700,000.00
022000700100	Office of the Accountant General	462,000,000.00	66,446,500.00	66,446,500.00	14.4%	395,553,500.00
022000700200	Main Accounts Department	4,800,000.00	1,200,000.00	1,200,000.00	25.0%	3,600,000.00
022000700300	IPSAS Implementation Units	3,000,000.00	360,000.00	360,000.00	12.0%	2,640,000.00
022000700400	Central Pay Office	4,000,000.00	750,000.00	750,000.00	18.8%	3,250,000.00
022000700500	Management Services Department	4,200,000.00	1,050,000.00	1,050,000.00	25.0%	3,150,000.00
022000700600	Treasury Single Accounts Implementation Unit	5,400,000.00	1,350,000.00	1,350,000.00	25.0%	4,050,000.00
022000700700	Funds Management	4,200,000.00	1,050,000.00	1,050,000.00	25.0%	3,150,000.00
022000700800	State Integrated Financial Management	4,200,000.00	1,050,000.00	1,050,000.00	25.0%	3,150,000.00
022000700900	Projects Financial Management Units	3,000,000.00	300,000.00	300,000.00	10.0%	2,700,000.00
022000701100	Central Internal Audit	46,000,000.00	9,500,000.00	9,500,000.00	20.7%	36,500,000.00
022000800100	Ekiti State Internal Revenue Service	2,361,693,394.10	-	-	0.0%	2,361,693,394.10
022000900100	Signage and Advertisement Agency	45,500,000.00	11,877,000.00	11,877,000.00	26.1%	33,623,000.00
022001000100	Ekiti State Lotteries Commission	30,000,000.00	3,000,000.00	3,000,000.00	10.0%	27,000,000.00
022005700100	Bureau of Assets Management	25,000,000.00	4,500,000.00	4,500,000.00	18.0%	20,500,000.00
022005800100	Financial Reporting Management Centre	6,000,000.00	1,350,000.00	1,350,000.00	22.5%	4,650,000.00
022200000000	Ministry of Trade, Investment, Industries and Cooperatives	137,700,000.00	27,487,000.00	27,487,000.00	20.0%	110,213,000.00
022200100100	Ministry of Trade, Investment, Industries and Cooperatives	60,000,000.00	9,025,000.00	9,025,000.00	15.0%	50,975,000.00
022200100200	Steering Committee on Social Investment	1,200,000.00	-	-	0.0%	1,200,000.00
022200100300	Ekiti State Export Promotion Council	1,000,000.00	-	-	0.0%	1,000,000.00
022200100400	Public Private Partnership Unit	900,000.00	210,000.00	210,000.00	23.3%	690,000.00
022200600100	Cooperative Department & Coop. College, Ijero Ekiti	6,000,000.00	1,500,000.00	1,500,000.00	25.0%	4,500,000.00
022200900100	Knowledge Zone Projects Unit	3,100,000.00	750,000.00	750,000.00	24.2%	2,350,000.00
022201000100	Monitoring And Supervision of Cooperative Societies	1,200,000.00	300,000.00	300,000.00	25.0%	900,000.00
022201800100	State Cooperative Advisory Board	1,200,000.00	300,000.00	300,000.00	25.0%	900,000.00
022205200100	Ekiti State Development and Investment Promotion Agency	50,000,000.00	13,802,000.00	13,802,000.00	27.6%	36,198,000.00
022205400100	Ekiti State Microfinance and Enterprise Development Agency	3,400,000.00	460,000.00	460,000.00	13.5%	2,940,000.00
022205400200	Ekiti State Enterprise Development Agency	1,900,000.00	340,000.00	340,000.00	17.9%	1,560,000.00
022205500100	Ekiti State Mineral Resources Development Agency	5,000,000.00	400,000.00	400,000.00	8.0%	4,600,000.00
022205500200	Mineral Resources and Environmental Committee Unit	2,800,000.00	400,000.00	400,000.00	14.3%	2,400,000.00

Ekiti State Government Budget Performance Report 2026 Q1 - Overhead Expenditure by Administrative Classification

Code	Administrative Unit	2026 Original Budget	2026 Q1 Performance	2026 Performance Year to Date (Q1)	% Performance Year to Date against 2026 Original Budget	Balance (against Original Budget)
02270000000	Ministry of Employment and Wealth Creation	27,650,000.00	4,465,000.00	4,465,000.00	16.1%	23,185,000.00
022700100100	Ministry of Employment and Wealth Creation	22,000,000.00	3,250,000.00	3,250,000.00	14.8%	18,750,000.00
022700100200	Ekiti State Social Security Scheme	2,000,000.00	390,000.00	390,000.00	19.5%	1,610,000.00
022700100300	Ekiti State Employment Automation Centre	1,250,000.00	300,000.00	300,000.00	24.0%	950,000.00
022700200100	Job Creation and Employment Agency	2,400,000.00	525,000.00	525,000.00	21.9%	1,875,000.00
02340000000	Ministry of Works	26,200,000.00	4,900,000.00	4,900,000.00	18.7%	21,300,000.00
023400100100	Ministry of Works	25,000,000.00	4,600,000.00	4,600,000.00	18.4%	20,400,000.00
023400100200	Planning Research and Statistics	1,200,000.00	300,000.00	300,000.00	25.0%	900,000.00
02290000000	Ministry of Transportation	1,599,732,000.00	227,466,866.85	227,466,866.85	14.2%	1,372,265,133.15
022900100100	Ministry of Transportation	1,550,232,000.00	215,336,866.85	215,336,866.85	13.9%	1,334,895,133.15
022900200100	Ekiti State Traffic Management Agency	25,000,000.00	7,630,000.00	7,630,000.00	30.5%	17,370,000.00
022900300100	Ekiti State Public Works Corporation	12,000,000.00	1,500,000.00	1,500,000.00	12.5%	10,500,000.00
022900500100	Department of Public Transportation	2,000,000.00	450,000.00	450,000.00	22.5%	1,550,000.00
022900600100	Ekiti State International Cargo Airport	4,500,000.00	1,050,000.00	1,050,000.00	23.3%	3,450,000.00
022900700100	Vehicle Inspection Office	6,000,000.00	1,500,000.00	1,500,000.00	25.0%	4,500,000.00
02360000000	Ministry of Arts, Culture and Creative Economic	203,000,000.00	9,075,000.00	9,075,000.00	4.5%	193,925,000.00
023600100100	Ministry of Arts, Culture and Tourism Development	150,000,000.00	2,250,000.00	2,250,000.00	1.5%	147,750,000.00
023600100200	Council for Art and Culture Unit	3,000,000.00	500,000.00	500,000.00	16.7%	2,500,000.00
023600200100	Bureau of Tourism	50,000,000.00	6,325,000.00	6,325,000.00	12.7%	43,675,000.00
02380000000	Ministry of Budget and Economic Planning	1,716,955,125.90	63,960,874.00	63,960,874.00	3.7%	1,652,994,251.90
023800100100	Ministry of Budget and Economic Planning	678,463,614.78	36,045,624.00	36,045,624.00	5.3%	642,417,990.78
023800100200	Multi-Lateral Relations Department	1,280,000.00	240,000.00	240,000.00	18.8%	1,040,000.00
023800100300	Project Evaluation Committee	1,200,000.00	225,000.00	225,000.00	18.8%	975,000.00
023800100400	Economic Development Council	1,200,000.00	225,000.00	225,000.00	18.8%	975,000.00
023800100500	Development Planning & Strategy Committee	640,000.00	150,000.00	150,000.00	23.4%	490,000.00
023800100600	Budget Department	4,000,000.00	810,000.00	810,000.00	20.3%	3,190,000.00
023800100700	Budget Monitoring Committee	4,000,000.00	746,250.00	746,250.00	18.7%	3,253,750.00
023800100800	State Projects Monitoring & Evaluation	1,500,000.00	300,000.00	300,000.00	20.0%	1,200,000.00
023800100900	Sustainable IGR Committee	3,400,000.00	840,000.00	840,000.00	24.7%	2,560,000.00
023800101000	Development Partners & Aids Coordinating Secretariat	1,000,000.00	150,000.00	150,000.00	15.0%	850,000.00
023800101100	Medium Term Expenditure Framework Secretariat	2,083,778.81	300,000.00	300,000.00	14.4%	1,783,778.81
023800101200	State Committee on Food and Nutrition	251,000,000.00	1,890,000.00	1,890,000.00	0.8%	249,110,000.00
023800101300	Budget Tracking and Automation Unit	1,000,000.00	150,000.00	150,000.00	15.0%	850,000.00
023800101400	Home Grown Programme School Feeding Office	3,000,000.00	750,000.00	750,000.00	25.0%	2,250,000.00
023800101500	Ekiti State National Cash Transfer Office	71,270,275.00	300,000.00	300,000.00	0.4%	70,970,275.00
023800101600	National Social Safety Net Programme (NASSP) Office	3,000,000.00	225,000.00	225,000.00	7.5%	2,775,000.00
023800101700	Interface with Allied Body on Fiscal Strategy Paper/Medium Term Expenditure Framework	2,560,000.00	600,000.00	600,000.00	23.4%	1,960,000.00
023800101800	Ekiti State N-Power Office	1,300,000.00	1,200,000.00	1,200,000.00	92.3%	100,000.00

Ekiti State Government Budget Performance Report 2026 Q1 - Overhead Expenditure by Administrative Classification

Code	Administrative Unit	2026 Original Budget	2026 Q1 Performance	2026 Performance Year to Date (Q1)	% Performance Year to Date against 2026 Original Budget	Balance (against Original Budget)
023800101900	Budget Reconciliation Committee	1,000,000.00	150,000.00	150,000.00	15.0%	850,000.00
023800102000	NCOA Platform Development Unit	2,500,000.00	450,000.00	450,000.00	18.0%	2,050,000.00
023800102100	Ekiti State Secretariat on National Economic Council (NEC) Office	4,000,000.00	750,000.00	750,000.00	18.8%	3,250,000.00
023800102200	Inter-Ministerial Project Monitoring Task Force	1,280,000.00	300,000.00	300,000.00	23.4%	980,000.00
023800102300	Automated Project Monitoring Information System	1,000,000.00	150,000.00	150,000.00	15.0%	850,000.00
023800102400	Project Monitoring Committee	2,560,000.00	600,000.00	600,000.00	23.4%	1,960,000.00
023800102600	State CARES Coordinating Units (SCCU)	80,016,000.00	1,880,000.00	1,880,000.00	2.3%	78,136,000.00
023800102500	Ministry Department and Agency (MDAs) Coordinating Secretariat	167,621,457.31	-	-	0.0%	167,621,457.31
023800102700	State Operations Coordinating Unit (SOCU)	700,000.00	150,000.00	150,000.00	21.4%	550,000.00
023800102800	Activities of Joint Planning Board (JPB)	5,000,000.00	1,350,000.00	1,350,000.00	27.0%	3,650,000.00
023800103200	Steering Committee on National Social Safety Net Programme (NASSP)	2,900,000.00	450,000.00	450,000.00	15.5%	2,450,000.00
023800103000	Economic Management Team	5,480,000.00	-	-	0.0%	5,480,000.00
023800200100	State Bureau of Statistics	400,000,000.00	8,584,000.00	8,584,000.00	2.1%	391,416,000.00
023800300100	Ekiti State Social Investment Coordinating Agency	11,000,000.00	4,000,000.00	4,000,000.00	36.4%	7,000,000.00
025000000000	Fiscal Responsibility Commission	40,070,000.00	6,043,000.00	6,043,000.00	15.1%	34,027,000.00
025000100100	Fiscal Responsibility Commission	37,070,000.00	5,593,000.00	5,593,000.00	15.1%	31,477,000.00
025000100200	Monitoring and Evaluation (Fiscal Responsibility Commission)	3,000,000.00	450,000.00	450,000.00	15.0%	2,550,000.00
025200000000	Ekiti State Water Corporation	601,000,000.00	251,050,000.00	251,050,000.00	41.8%	349,950,000.00
025200100100	Ekiti State Water Corporation	541,000,000.00	195,000,000.00	195,000,000.00	36.0%	346,000,000.00
025200100200	Ekiti State Small Towns and Rural Water Supply and Sanitation Agency	60,000,000.00	56,050,000.00	56,050,000.00	93.4%	3,950,000.00
025300000000	Ministry of Physical Planning and Urban Development	223,460,000.00	101,334,627.15	101,334,627.15	45.3%	122,125,372.85
025300100100	Ministry of Physical Planning and Urban Development	48,000,000.00	4,150,000.00	4,150,000.00	8.6%	43,850,000.00
025300100200	Planning Permit Agency	2,400,000.00	600,000.00	600,000.00	25.0%	1,800,000.00
025300100300	Physical Planning and Development Matters	2,400,000.00	600,000.00	600,000.00	25.0%	1,800,000.00
025300100400	Deeds Registry	1,200,000.00	300,000.00	300,000.00	25.0%	900,000.00
025300100500	Development/Building Control Department	6,000,000.00	1,500,000.00	1,500,000.00	25.0%	4,500,000.00
025300200100	Ekiti State Housing Corporation	35,000,000.00	6,499,415.00	6,499,415.00	18.6%	28,500,585.00
025300300100	Urban Renewal Agency	10,210,000.00	1,050,000.00	1,050,000.00	10.3%	9,160,000.00
025300300200	Bureau of Land Services	100,000,000.00	85,085,212.15	85,085,212.15	85.1%	14,914,787.85
025300300300	Geospatial Data Centre	5,000,000.00	200,000.00	200,000.00	4.0%	4,800,000.00
025300400100	Office of Surveyor General	12,000,000.00	1,050,000.00	1,050,000.00	8.8%	10,950,000.00
025300400200	Control Monitoring and Field Charting	1,250,000.00	300,000.00	300,000.00	24.0%	950,000.00
026300000000	Ministry of Infrastructure and Public Utilities	3,940,792,000.00	978,167,812.19	978,167,812.19	24.8%	2,962,624,187.81
026300100100	Ministry of Infrastructure and Public Utilities	45,000,000.00	2,250,000.00	2,250,000.00	5.0%	42,750,000.00
026300100400	Water Supply, Sanitation and Hygiene Dept	10,062,000.00	1,000,000.00	1,000,000.00	9.9%	9,062,000.00
026300200100	Ekiti State Electricity Board	3,800,000,000.00	962,850,812.19	962,850,812.19	25.3%	2,837,149,187.81
026300200300	Ekiti State office of Energy Matters	5,130,000.00	1,050,000.00	1,050,000.00	20.5%	4,080,000.00
026300600100	Ekiti State Electricity Regulatory Bureau	17,100,000.00	1,500,000.00	1,500,000.00	8.8%	15,600,000.00

Ekiti State Government Budget Performance Report 2026 Q1 - Overhead Expenditure by Administrative Classification

Code	Administrative Unit	2026 Original Budget	2026 Q1 Performance	2026 Performance Year to Date (Q1)	% Performance Year to Date against 2026 Original Budget	Balance (against Original Budget)
026300700100	Ekiti State Fire Services	45,000,000.00	6,517,000.00	6,517,000.00	14.5%	38,483,000.00
026300800100	Transmission Company of Nigeria Projects (TCN)	8,500,000.00	1,500,000.00	1,500,000.00	17.6%	7,000,000.00
026300900100	Ekiti State Water and Sanitation Regulatory Agency	10,000,000.00	1,500,000.00	1,500,000.00	15.0%	8,500,000.00
022800000000	Ministry of Innovation, Science and Technology	282,000,000.00	199,692,488.00	199,692,488.00	70.8%	82,307,512.00
022800100100	Ministry of Innovation, Science and Technology	82,000,000.00	16,500,000.00	16,500,000.00	20.1%	65,500,000.00
022800200100	Bureau of Information, Communication & Technology (ICT)	200,000,000.00	183,192,488.00	183,192,488.00	91.6%	16,807,512.00
030000000000	Law & Justice Sector	705,600,000.00	56,346,500.00	56,346,500.00	8.0%	649,253,500.00
032600000000	Ministry of Justice	705,600,000.00	56,346,500.00	56,346,500.00	8.0%	649,253,500.00
032600100100	Ministry of Justice	480,000,000.00	53,746,500.00	53,746,500.00	11.2%	426,253,500.00
032600100200	Ekiti State Citizen's Right Unit	2,400,000.00	600,000.00	600,000.00	25.0%	1,800,000.00
032600200100	Ekiti State Law Reform Commission	203,200,000.00	500,000.00	500,000.00	0.2%	202,700,000.00
032600300100	Office of Public Defender	20,000,000.00	1,500,000.00	1,500,000.00	7.5%	18,500,000.00
040000000000	Regional	15,935,000.00	3,760,000.00	3,760,000.00	23.6%	12,175,000.00
046400000000	Ministry of Regional and Inter-Governmental Affairs	15,935,000.00	3,760,000.00	3,760,000.00	23.6%	12,175,000.00
046400100100	Ministry of Regional and Inter-Governmental Affairs	10,000,000.00	2,500,000.00	2,500,000.00	25.0%	7,500,000.00
046400200100	Serve EKS Steering Committee	635,000.00	150,000.00	150,000.00	23.6%	485,000.00
046400200200	Serve EKS	1,300,000.00	300,000.00	300,000.00	23.1%	1,000,000.00
046400400100	Inter-Governmental And Integration Affairs Department	4,000,000.00	810,000.00	810,000.00	20.3%	3,190,000.00
050000000000	Social Sector	8,605,406,168.34	1,707,396,749.00	1,707,396,749.00	19.8%	6,898,009,419.34
051300000000	Ministry of Youth	296,000,000.00	54,117,999.00	54,117,999.00	18.3%	241,882,001.00
051300100100	Ministry of Youth Development	150,000,000.00	38,299,999.00	38,299,999.00	25.5%	111,700,001.00
051300200100	Youth Development Department	1,700,000.00	420,000.00	420,000.00	24.7%	1,280,000.00
051305100100	Ekiti State Sport Commission	144,300,000.00	15,398,000.00	15,398,000.00	10.7%	128,902,000.00
051400000000	Ministry of Women Affairs and Social Development	2,037,540,000.00	300,133,961.10	300,133,961.10	14.7%	1,737,406,038.90
051400100100	Ministry of Women Affairs and Social Development	1,590,600,000.00	67,353,170.60	67,353,170.60	4.2%	1,523,246,829.40
051400100200	Women Development Centre	6,000,000.00	1,500,000.00	1,500,000.00	25.0%	4,500,000.00
051400100300	State Child's Right Implementation	2,500,000.00	600,000.00	600,000.00	24.0%	1,900,000.00
051400100400	Government Pupils in Children Home Nur/Pry	1,900,000.00	450,000.00	450,000.00	23.7%	1,450,000.00
051400100500	Sexual Assaulted Centre (SAC)	6,000,000.00	1,500,000.00	1,500,000.00	25.0%	4,500,000.00
051400700100	Nigeria for Women Projects	330,540,000.00	219,130,790.50	219,130,790.50	66.3%	111,409,209.50
051400800100	Office of Special Education and Social Inclusion	100,000,000.00	9,600,000.00	9,600,000.00	9.6%	90,400,000.00
051700000000	Ministry of Education	2,362,821,168.34	735,709,400.00	735,709,400.00	31.1%	1,627,111,768.34
051700100100	Ministry of Education	1,859,135,634.00	679,771,900.00	679,771,900.00	36.6%	1,179,363,734.00
051700100200	Monitoring of Public Schools	6,000,000.00	1,500,000.00	1,500,000.00	25.0%	4,500,000.00
051700100300	Monitoring of Technical Colleges	1,800,000.00	450,000.00	450,000.00	25.0%	1,350,000.00
051700200100	Ekiti State Libabry Board	20,000,000.00	1,500,000.00	1,500,000.00	7.5%	18,500,000.00
051700300100	Education Trust Fund	4,850,534.34	1,200,000.00	1,200,000.00	24.7%	3,650,534.34

Ekiti State Government Budget Performance Report 2026 Q1 - Overhead Expenditure by Administrative Classification

Code	Administrative Unit	2026 Original Budget	2026 Q1 Performance	2026 Performance Year to Date (Q1)	% Performance Year to Date against 2026 Original Budget	Balance (against Original Budget)
051700400100	State Universal Basic Education Board (SUBEB)	40,000,000.00	6,000,000.00	6,000,000.00	15.0%	34,000,000.00
051700400200	SUBEB Staff Housing Loans Board	1,300,000.00	200,000.00	200,000.00	15.4%	1,100,000.00
051700500100	Agency for Adult and Non Formal Education	40,000,000.00	30,360,000.00	30,360,000.00	75.9%	9,640,000.00
051702600100	School of Agriculture and Enterprise Agency	37,000,000.00	3,000,000.00	3,000,000.00	8.1%	34,000,000.00
051705300100	Ekiti State Board for Technical And Vocational Education	7,800,000.00	1,500,000.00	1,500,000.00	19.2%	6,300,000.00
051705400100	Ekiti State Scholarship Board	305,000,000.00	2,600,000.00	2,600,000.00	0.9%	302,400,000.00
051705500100	Ekiti State Teaching Service Commission	35,000,000.00	6,427,500.00	6,427,500.00	18.4%	28,572,500.00
051705500200	Office of the Tutor General (Ekiti Central Senatorial District)	1,245,000.00	300,000.00	300,000.00	24.1%	945,000.00
051705500300	Office of the Tutor General (Ekiti South Senatorial District)	1,245,000.00	300,000.00	300,000.00	24.1%	945,000.00
051705500400	Office of the Tutor General (Ekiti North Senatorial District)	1,245,000.00	300,000.00	300,000.00	24.1%	945,000.00
051705600100	Teaching Service Commission Loans Board	1,200,000.00	300,000.00	300,000.00	25.0%	900,000.00
052100000000	Ministry of Health and Human Services	2,218,140,000.00	380,584,599.67	380,584,599.67	17.2%	1,837,555,400.33
052100100100	Ministry of Health and Human Services	593,000,000.00	168,972,476.00	168,972,476.00	28.5%	424,027,524.00
052100100200	Maintenance of Health Data Bank Unit	2,000,000.00	300,000.00	300,000.00	15.0%	1,700,000.00
052100200100	Ekiti State Health Insurance Scheme	1,163,540,000.00	101,710,843.39	101,710,843.39	8.7%	1,061,829,156.61
052100200200	Ekiti State Health Insurance Scheme Committee Members	1,200,000.00	300,000.00	300,000.00	25.0%	900,000.00
052100300100	Primary Healthcare Development	250,000,000.00	30,917,090.00	30,917,090.00	12.4%	219,082,910.00
052100300200	Monitoring of Health Centre	1,200,000.00	300,000.00	300,000.00	25.0%	900,000.00
052110200100	Hospitals Management Board	200,000,000.00	76,584,190.28	76,584,190.28	38.3%	123,415,809.72
052110200200	Medical Mission	1,200,000.00	300,000.00	300,000.00	25.0%	900,000.00
052110400100	Ekiti State Drugs Health Supplies Management Agency (EKSDMA)	6,000,000.00	1,200,000.00	1,200,000.00	20.0%	4,800,000.00
053500000000	Ministry of Environment	1,557,005,000.00	198,929,789.23	198,929,789.23	12.8%	1,358,075,210.77
053500100100	Ministry of Environment	165,000,000.00	43,341,200.00	43,341,200.00	26.3%	121,658,800.00
053500100200	Monthly Sanitation Exercise	28,205,000.00	6,945,000.00	6,945,000.00	24.6%	21,260,000.00
053501600100	State Environmental Protection Agency	30,000,000.00	600,000.00	600,000.00	2.0%	29,400,000.00
053501600200	Ekiti State Green Economy and Environment Matters - Projects	12,000,000.00	-	-	0.0%	12,000,000.00
053501600300	Ekiti State Nigeria Erosion and Watershed Management Project (NEWMAP) - Projects	800,000,000.00	3,239,134.19	3,239,134.19	0.4%	796,760,865.81
053505300100	Ekiti State Waste Management Authority	500,000,000.00	136,927,499.99	136,927,499.99	27.4%	363,072,500.01
053505400100	Ekiti State Forestry Commission	20,000,000.00	7,426,955.05	7,426,955.05	37.1%	12,573,044.95
053505400200	Monitoring and Task Force on Forestry Activities	1,800,000.00	450,000.00	450,000.00	25.0%	1,350,000.00
055100000000	Ministry of Local Government Affairs	15,000,000.00	3,250,000.00	3,250,000.00	21.7%	11,750,000.00
055100100100	Ministry of Local Government Affairs	15,000,000.00	3,250,000.00	3,250,000.00	21.7%	11,750,000.00
056600000000	Ministry of Chieftaincy and Home Affairs	100,100,000.00	30,221,000.00	30,221,000.00	30.2%	69,879,000.00
056600100100	Ministry of Chieftaincy and Home Affairs	15,100,000.00	9,303,000.00	9,303,000.00	61.6%	5,797,000.00
056600200100	Ekiti State Council of Obas	85,000,000.00	20,918,000.00	20,918,000.00	24.6%	64,082,000.00
057000000000	Ministry of Rural and Community Development	18,800,000.00	4,450,000.00	4,450,000.00	23.7%	14,350,000.00
057000100100	Ministry of Rural and Community Development	14,000,000.00	3,250,000.00	3,250,000.00	23.2%	10,750,000.00
057000200100	Community Development	2,400,000.00	600,000.00	600,000.00	25.0%	1,800,000.00
057000300100	Rural Development	2,400,000.00	600,000.00	600,000.00	25.0%	1,800,000.00

Table 7: Capital Expenditure by Administrative Classification

Ekiti State Government Budget Performance Report 2026 Q1 - Capital Expenditure by Administrative Classification

Code	Administrative Unit	2026 Original Budget	2026 Q1 Performance	2026 Performance Year to Date (Q1)	% Performance Year to Date against 2026 Original Budget	Balance (against Original Budget)
	Total Capital Expenditure	193,699,231,067.60	16,921,126,367.67	16,921,126,367.67	8.7%	176,778,104,699.94
01000000000	Administration Sector	24,807,079,110.98	876,225,639.00	876,225,639.00	3.5%	23,930,853,471.98
01110000000	Governor's Office	14,699,366,445.87	876,225,639.00	876,225,639.00	6.0%	13,823,140,806.87
011100100100	Ekiti State Governor's Office	2,000,000,000.00	713,628,939.00	713,628,939.00	35.7%	1,286,371,061.00
011100100200	Deputy Governor's Office	28,000,000.00	-	-	0.0%	28,000,000.00
011100201400	Technical Adviser on Sports Development	1,270,000,000.00	-	-	0.0%	1,270,000,000.00
011100201900	Special Adviser on Capital Development Authority	200,000,000.00	-	-	0.0%	200,000,000.00
011100202000	Special Adviser on Ekiti State Mortgage Board	60,000,000.00	-	-	0.0%	60,000,000.00
011100300100	Ekiti State Boundary Commission	5,000,000.00	-	-	0.0%	5,000,000.00
011100400100	Ekiti State Sustainable Development Goals Office	50,000,000.00	-	-	0.0%	50,000,000.00
011100202400	Special Adviser on Human Capital Development	100,107,675.77	-	-	0.0%	100,107,675.77
011103800100	Christian Pilgrims Welfare Board	5,000,000.00	-	-	0.0%	5,000,000.00
011100600100	Ekiti State Emergency Management Agency	208,113,195.10	-	-	0.0%	208,113,195.10
011100700100	Ekiti State Bureau of Public Procurement	520,000,000.00	-	-	0.0%	520,000,000.00
011101000100	Office of Transformation and Service Delivery	8,000,000.00	-	-	0.0%	8,000,000.00
011111300100	Ekiti State Pension Commission	111,145,575.00	-	-	0.0%	111,145,575.00
011111300200	Pension Transition Arrangement Department	8,000,000.00	-	-	0.0%	8,000,000.00
011110100100	Bureau of Special Projects	1,000,000,000.00	-	-	0.0%	1,000,000,000.00
011110500100	Office of the Chief Of Staff	7,180,000,000.00	-	-	0.0%	7,180,000,000.00
011111200100	General Administration Department	1,850,000,000.00	162,596,700.00	162,596,700.00	8.8%	1,687,403,300.00
011111200300	Utility Service Department	5,000,000.00	-	-	0.0%	5,000,000.00
011111400100	Ekiti State Liaison Office, Abuja	7,000,000.00	-	-	0.0%	7,000,000.00
011111400500	Ekiti State Liaison Office, Lagos	14,000,000.00	-	-	0.0%	14,000,000.00
011111900100	Ekiti State Bureau of Local Content	70,000,000.00	-	-	0.0%	70,000,000.00
01610000000	Secretary to the State Government	1,035,000,000.00	-	-	0.0%	1,035,000,000.00
016101200100	Political and Economic Affairs Department	1,000,000,000.00	-	-	0.0%	1,000,000,000.00
016101200700	Parastatals Affair Department	5,000,000.00	-	-	0.0%	5,000,000.00
016101300100	Cabinet and Special Services	30,000,000.00	-	-	0.0%	30,000,000.00
01120000000	Ekiti State House of Assembly	7,727,360,000.00	-	-	0.0%	7,727,360,000.00
011200300100	Ekiti State House of Assembly	7,160,120,000.00	-	-	0.0%	7,160,120,000.00
011200400100	House of Assembly Service Commission	466,740,000.00	-	-	0.0%	466,740,000.00
011200500100	Ekiti State Legislative Service Loans Board	100,500,000.00	-	-	0.0%	100,500,000.00
01230000000	Ministry of Information	314,141,594.43	-	-	0.0%	314,141,594.43
012300100100	Ministry of Information	120,629,364.26	-	-	0.0%	120,629,364.26
012300300100	Broadcasting Service of Ekiti State	193,512,230.17	-	-	0.0%	193,512,230.17
01250000000	Head of Service	648,250,000.00	-	-	0.0%	648,250,000.00
012500100100	Head of Service	548,250,000.00	-	-	0.0%	548,250,000.00
012500600100	Office of Establishments and Service Matters	100,000,000.00	-	-	0.0%	100,000,000.00
01620000000	Ministry of Capacity Development and Training	90,000,000.00	-	-	0.0%	90,000,000.00
016200100100	Ministry of Capacity Development and Training	90,000,000.00	-	-	0.0%	90,000,000.00
01400000000	Ekiti State Auditor General's Office	187,961,070.68	-	-	0.0%	187,961,070.68
014000100100	Ekiti State Auditor General's Office	61,686,450.84	-	-	0.0%	61,686,450.84

Ekiti State Government Budget Performance Report 2026 Q1 - Capital Expenditure by Administrative Classification

Code	Administrative Unit	2026 Original Budget	2026 Q1 Performance	2026 Performance Year to Date (Q1)	% Performance Year to Date against 2026 Original Budget	Balance (against Original Budget)
014000300100	Ekiti State Audit Service Commission	100,143,484.98	-	-	0.0%	100,143,484.98
014000200100	Auditor General for Local Governments	26,131,134.86	-	-	0.0%	26,131,134.86
014700000000	Ekiti State Civil Service Commission	5,000,000.00	-	-	0.0%	5,000,000.00
014700100100	Ekiti State Civil Service Commission	5,000,000.00	-	-	0.0%	5,000,000.00
014800000000	Ekiti State Independence Electoral Commission	80,000,000.00	-	-	0.0%	80,000,000.00
014800100100	Ekiti State Independent Electoral Commission	80,000,000.00	-	-	0.0%	80,000,000.00
016500000000	Ministry of Special Duties	20,000,000.00	-	-	0.0%	20,000,000.00
016500100100	Ministry of Special Duties	20,000,000.00	-	-	0.0%	20,000,000.00
020000000000	Economic Sector	140,985,183,820.39	12,158,801,841.70	12,158,801,841.70	8.6%	128,826,381,978.69
021500000000	Ministry of Agriculture and Food Security	38,712,400,000.00	418,475,816.65	418,475,816.65	1.1%	38,293,924,183.35
021500100100	Ministry of Agriculture and Food Security	12,000,000,000.00	144,000,000.00	144,000,000.00	1.2%	11,856,000,000.00
021510200100	Agricultural Development Programme	500,000,000.00	-	-	0.0%	500,000,000.00
021511000100	Fountain Agricultural Marketing Agency	200,000,000.00	70,000,000.00	70,000,000.00	35.0%	130,000,000.00
021511600100	FADAMA Project	500,000,000.00	1,550,000.00	1,550,000.00	0.3%	498,450,000.00
021511700100	Farm Settlement and Peasant Farmer Development Programme	500,000,000.00	-	-	0.0%	500,000,000.00
021511800100	Ekiti State Rural Access and Agricultural Marketing Project (RAAMP) Office	12,000,000,000.00	-	-	0.0%	12,000,000,000.00
021512000100	Livestock Productivity and Resilience Support (L-PRES) Projects Office	11,212,500,000.00	128,419,034.96	128,419,034.96	1.1%	11,084,080,965.04
021512200100	Ekiti State Rural Access Road Authority (EKRAR)	1,500,000,000.00	74,506,781.69	74,506,781.69	5.0%	1,425,493,218.31
021512300100	Ekiti State Roads Fund (ESRF)	299,900,000.00	-	-	0.0%	299,900,000.00
022000000000	Ministry of Finance	1,104,194,270.84	144,946,944.63	144,946,944.63	13.1%	959,247,326.21
022000100100	Ministry of Finance	166,541,240.71	-	-	0.0%	166,541,240.71
022000700100	Office of the Accountant General	108,191,361.18	-	-	0.0%	108,191,361.18
022000701100	Central Internal Audit	6,520,235.36	-	-	0.0%	6,520,235.36
022000800100	Ekiti State Internal Revenue Service	547,007,017.77	144,946,944.63	144,946,944.63	26.5%	402,060,073.14
022000900100	Signage and Advertisement Agency	8,204,885.09	-	-	0.0%	8,204,885.09
022001000100	Ekiti State Lotteries Commission	27,479,530.73	-	-	0.0%	27,479,530.73
022005700100	Bureau of Assets Management	240,250,000.00	-	-	0.0%	240,250,000.00
022200000000	Ministry of Trade, Investment, Industries and Cooperatives	6,589,279,442.61	43,803,000.00	43,803,000.00	0.7%	6,545,476,442.61
022200100100	Ministry of Trade, Investment, Industries and Cooperatives	3,000,000,000.00	-	-	0.0%	3,000,000,000.00
022200900100	Knowledge Zone Projects Unit	608,119,639.77	-	-	0.0%	608,119,639.77
022205200100	Ekiti State Development and Investment Promotion Agency	214,970,114.30	-	-	0.0%	214,970,114.30
022205300100	Ekiti State Community and Social Development Agency	2,000,000,000.00	43,803,000.00	43,803,000.00	2.2%	1,956,197,000.00
022205400100	Ekiti State Microfinance and Enterprise Development Agency	577,082,012.77	-	-	0.0%	577,082,012.77
022205500100	Ekiti State Mineral Resources Development Agency	189,107,675.77	-	-	0.0%	189,107,675.77
022700000000	Ministry of Employment and Wealth Creation	672,311,424.10	-	-	0.0%	672,311,424.10
022700100100	Ministry of Employment and Wealth Creation	323,608,061.14	-	-	0.0%	323,608,061.14
022700200100	Job Creation and Employment Agency	348,703,362.96	-	-	0.0%	348,703,362.96
023400000000	Ministry of Works	58,872,591,759.13	7,518,191,517.07	7,518,191,517.07	12.8%	51,354,400,242.06
023400100100	Ministry of Works	58,872,591,759.13	7,518,191,517.07	7,518,191,517.07	12.8%	51,354,400,242.06
022900000000	Ministry of Transportation	6,440,000,000.00	1,607,147,812.00	1,607,147,812.00	25.0%	4,832,852,188.00
022900100100	Ministry of Transportation	4,580,000,000.00	1,607,147,812.00	1,607,147,812.00	35.1%	2,972,852,188.00
022900200100	Ekiti State Traffic Management Agency	100,000,000.00	-	-	0.0%	100,000,000.00
022900300100	Ekiti State Public Works Corporation	1,760,000,000.00	-	-	0.0%	1,760,000,000.00
023600000000	Ministry of Arts, Culture and Creative Economic	2,474,906,005.90	-	-	0.0%	2,474,906,005.90
023600100100	Ministry of Arts, Culture and Tourism Development	2,000,000,000.00	-	-	0.0%	2,000,000,000.00

Ekiti State Government Budget Performance Report 2026 Q1 - Capital Expenditure by Administrative Classification

Code	Administrative Unit	2026 Original Budget	2026 Q1 Performance	2026 Performance Year to Date (Q1)	% Performance Year to Date against 2026 Original Budget	Balance (against Original Budget)
023600200100	Bureau of Tourism	474,906,005.90	-	-	0.0%	474,906,005.90
023800000000	Ministry of Budget and Economic Planning	8,912,066,879.94	-	-	0.0%	8,912,066,879.94
023800100100	Ministry of Budget and Economic Planning	8,649,625,923.56	-	-	0.0%	8,649,625,923.56
023800300100	Ekiti State Social Investment Coordinating Agency	262,440,956.38	-	-	0.0%	262,440,956.38
025200000000	Ekiti State Water Corporation	8,300,000,000.00	1,863,286,034.85	1,863,286,034.85	22.4%	6,436,713,965.15
025200100100	Ekiti State Water Corporation	2,000,000,000.00	130,112,432.00	130,112,432.00	6.5%	1,869,887,568.00
025200100200	Ekiti State Small Towns and Rural Water Supply and Sanitation Agency	6,300,000,000.00	1,733,173,602.85	1,733,173,602.85	27.5%	4,566,826,397.15
025300000000	Ministry of Physical Planning and Urban Development	3,848,434,037.87	62,950,716.50	62,950,716.50	1.6%	3,785,483,321.37
025300100100	Ministry of Physical Planning and Urban Development	222,415,807.87	-	-	0.0%	222,415,807.87
025300200100	Ekiti State Housing Corporation	300,000,000.00	62,950,716.50	62,950,716.50	21.0%	237,049,283.50
025300300100	Urban Renewal Agency	450,000,000.00	-	-	0.0%	450,000,000.00
025300300200	Bureau of Land Services	1,766,018,230.00	-	-	0.0%	1,766,018,230.00
025300300300	Geospatial Data Centre	1,000,000,000.00	-	-	0.0%	1,000,000,000.00
025300400100	Office of Surveyor General	110,000,000.00	-	-	0.0%	110,000,000.00
026300000000	Ministry of Infrastructure and Public Utilities	3,099,000,000.00	500,000,000.00	500,000,000.00	16.1%	2,599,000,000.00
026300100100	Ministry of Infrastructure and Public Utilities	650,000,000.00	-	-	0.0%	650,000,000.00
026300200100	Ekiti State Electricity Board	2,160,000,000.00	500,000,000.00	500,000,000.00	23.1%	1,660,000,000.00
026300600100	Ekiti State Electricity Regulatory Bureau	16,000,000.00	-	-	0.0%	16,000,000.00
026300800100	Transmission Company of Nigeria Projects (TCN)	16,000,000.00	-	-	0.0%	16,000,000.00
026300900100	Ekiti State Water and Sanitation Regulatory Agency	257,000,000.00	-	-	0.0%	257,000,000.00
022800000000	Ministry of Innovation, Science and Technology	1,960,000,000.00	-	-	0.0%	1,960,000,000.00
022800100100	Ministry of Innovation, Science and Technology	1,600,000,000.00	-	-	0.0%	1,600,000,000.00
022800200100	Bureau of Information, Communication & Technology (ICT)	360,000,000.00	-	-	0.0%	360,000,000.00
030000000000	Law & Justice Sector	1,350,350,887.99	-	-	0.0%	1,350,350,887.99
031800000000	Judicial Council	1,140,140,869.00	-	-	0.0%	1,140,140,869.00
031800100100	The Judiciary	490,000,000.00	-	-	0.0%	490,000,000.00
031801100100	Ekiti State Judicial Service Commission	300,140,215.00	-	-	0.0%	300,140,215.00
031805200200	Ekiti State Customary Court of Appeal	350,000,654.00	-	-	0.0%	350,000,654.00
032600000000	Ministry of Justice	210,210,018.99	-	-	0.0%	210,210,018.99
032600100100	Ministry of Justice	125,146,056.90	-	-	0.0%	125,146,056.90
032600200100	Ekiti State Law Reform Commission	36,257,000.09	-	-	0.0%	36,257,000.09
032600300100	Office of Public Defender	48,806,962.00	-	-	0.0%	48,806,962.00
050000000000	Social Sector	26,556,617,248.24	3,886,098,886.97	3,886,098,886.97	14.6%	22,670,518,361.27
051300000000	Ministry of Youth	2,102,310,174.14	792,244,971.00	792,244,971.00	37.7%	1,310,065,203.14
051300100100	Ministry of Youth Development	272,310,174.14	-	-	0.0%	272,310,174.14
051305100100	Ekiti State Sport Commission	1,830,000,000.00	792,244,971.00	792,244,971.00	43.3%	1,037,755,029.00
051400000000	Ministry of Women Affairs and Social Development	1,797,677,255.31	-	-	0.0%	1,797,677,255.31
051400100100	Ministry of Women Affairs and Social Development	1,157,648,284.57	-	-	0.0%	1,157,648,284.57

Ekiti State Government Budget Performance Report 2026 Q1 - Capital Expenditure by Administrative Classification

Code	Administrative Unit	2026 Original Budget	2026 Q1 Performance	2026 Performance Year to Date (Q1)	% Performance Year to Date against 2026 Original Budget	Balance (against Original Budget)
051400700100	Nigeria for Women Projects	220,000,000.00	-	-	0.0%	220,000,000.00
051400800100	Office of Special Education and Social Inclusion	420,028,970.74	-	-	0.0%	420,028,970.74
051700000000	Ministry of Education	12,127,233,170.63	2,381,462,277.37	2,381,462,277.37	19.6%	9,745,770,893.26
051700100100	Ministry of Education	3,000,948,001.71	-	-	0.0%	3,000,948,001.71
051700200100	Ekiti State Libabry Board	100,000,000.00	-	-	0.0%	100,000,000.00
051700300100	Education Trust Fund	55,000,000.00	-	-	0.0%	55,000,000.00
051700400100	State Universal Basic Education Board (SUBEB)	7,109,285,168.92	2,381,462,277.37	2,381,462,277.37	33.5%	4,727,822,891.55
051700100800	Adolescent Girls Initiative for learning and Empowerment Project (AGILE) - Projects Office	30,000,000.00	-	-	0.0%	30,000,000.00
051700500100	Agency for Adult and Non Formal Education	45,000,000.00	-	-	0.0%	45,000,000.00
051702600100	School of Agriculture and Enterprise Agency	80,000,000.00	-	-	0.0%	80,000,000.00
051702600200	Ekiti State University, Ado Ekiti	100,000,000.00	-	-	0.0%	100,000,000.00
051702600300	Bamidele Olumilua University of Education, Science and Technology, Ikere Ekiti	100,000,000.00	-	-	0.0%	100,000,000.00
051702600400	Ekiti State College Of Health Science and Technology, Ijero Ekiti	150,000,000.00	-	-	0.0%	150,000,000.00
051702600500	Ekiti State Polytechnic, Isan Ekiti	500,000,000.00	-	-	0.0%	500,000,000.00
051705300100	Ekiti State Board for Technical And Vocational Education	742,000,000.00	-	-	0.0%	742,000,000.00
051705400100	Ekiti State Scholarship Board	15,000,000.00	-	-	0.0%	15,000,000.00
051705500100	Ekiti State Teaching Service Commission	100,000,000.00	-	-	0.0%	100,000,000.00
052100000000	Ministry of Health and Human Services	4,472,728,758.71	462,391,638.60	462,391,638.60	10.3%	4,010,337,120.11
052100100100	Ministry of Health and Human Services	3,834,898,490.16	462,391,638.60	462,391,638.60	12.1%	3,372,506,851.56
052100200100	Ekiti State Health Insurance Scheme	107,867,090.32	-	-	0.0%	107,867,090.32
052100300100	Primary Healthcare Development	68,522,186.60	-	-	0.0%	68,522,186.60
052102600100	Ekiti State University Teaching Hospital, Ado Ekiti	357,864,122.44	-	-	0.0%	357,864,122.44
052110200100	Hospitals Management Board	55,682,369.16	-	-	0.0%	55,682,369.16
052110400100	Ekiti State Drugs Health Supplies Management Agency (EKSDMA)	47,894,500.03	-	-	0.0%	47,894,500.03
053500000000	Ministry of Environment	4,516,667,888.44	150,000,000.00	150,000,000.00	3.3%	4,366,667,888.44
053500100100	Ministry of Environment	50,000,000.00	-	-	0.0%	50,000,000.00
053501600100	State Environmental Protection Agency	406,981,112.17	-	-	0.0%	406,981,112.17
053501600200	Ekiti State Green Economy and Environment Matters - Projects	592,452,780.41	-	-	0.0%	592,452,780.41
053501600300	Ekiti State Nigeria Erosion and Watershed Management Project (NEWMAP) - Projects	2,728,500,000.00	150,000,000.00	150,000,000.00	5.5%	2,578,500,000.00
053505300100	Ekiti State Waste Management Authority	688,679,170.61	-	-	0.0%	688,679,170.61
053505400100	Ekiti State Forestry Commission	50,054,825.25	-	-	0.0%	50,054,825.25
055100000000	Ministry of Local Government Affairs	35,000,001.01	-	-	0.0%	35,000,001.01
055100100100	Ministry of Local Government Affairs	35,000,001.01	-	-	0.0%	35,000,001.01
056600000000	Ministry of Chieftaincy and Home Affairs	5,000,000.00	-	-	0.0%	5,000,000.00
056600100100	Ministry of Chieftaincy and Home Affairs	5,000,000.00	-	-	0.0%	5,000,000.00
057000000000	Ministry of Rural and Community Development	1,500,000,000.00	100,000,000.00	100,000,000.00	6.7%	1,400,000,000.00
057000100100	Ministry of Rural and Community Development	1,500,000,000.00	100,000,000.00	100,000,000.00	6.7%	1,400,000,000.00

Table 8: Other Expenditure by Administrative Classification**Ekiti State Government Budget Performance Report 2026 Q1 - Other Expenditure by Administrative Classification**

Code	Administrative Unit	2026 Original Budget	2026 Q1 Performance	2026 Performance Year to Date (Q1)	% Performance Year to Date against 2026 Original Budget	Balance (against Original Budget)
	<i>Total Other Expenditure</i>	<i>77,597,199,383.42</i>	<i>19,184,034,324.06</i>	<i>19,184,034,324.06</i>	<i>24.7%</i>	<i>58,413,165,059.36</i>
01000000000	Administration Sector	300,000,000.00	34,000,000.00	34,000,000.00	11.3%	266,000,000.00
01110000000	Governor's Office	100,000,000.00	34,000,000.00	34,000,000.00	34.0%	66,000,000.00
011100600100	Ekiti State Emergency Management Agency	100,000,000.00	34,000,000.00	34,000,000.00	34.0%	66,000,000.00
01120000000	Ekiti State House of Assembly	200,000,000.00	-	-	0.0%	200,000,000.00
011200500100	Ekiti State Legislative Service Loans Board	200,000,000.00	-	-	0.0%	200,000,000.00
02000000000	Economic Sector	37,550,000,000.00	5,292,229,827.23	5,292,229,827.23	14.1%	32,257,770,172.77
02200000000	Ministry of Finance	37,550,000,000.00	5,292,229,827.23	5,292,229,827.23	14.1%	32,257,770,172.77
022000700100	Office of the Accountant General	34,038,000,000.00	4,425,943,432.32	4,425,943,432.32	13.0%	29,612,056,567.68
022000800100	Ekiti State Internal Revenue Service	3,500,000,000.00	863,286,394.91	863,286,394.91	24.7%	2,636,713,605.09
022005600100	Nigerian Civil Defence Corps	12,000,000.00	3,000,000.00	3,000,000.00	25.0%	9,000,000.00
03000000000	Law & Justice Sector	5,354,686,762.93	1,205,580,278.28	1,205,580,278.28	22.5%	4,149,106,484.65
03180000000	Judicial Council	5,354,686,762.93	1,205,580,278.28	1,205,580,278.28	22.5%	4,149,106,484.65
031800100100	The Judiciary	3,200,000,000.00	773,205,726.72	773,205,726.72	24.2%	2,426,794,273.28
031801100100	Ekiti State Judicial Service Commission	700,000,000.00	141,168,522.63	141,168,522.63	20.2%	558,831,477.37
031805200200	Ekiti State Customary Court of Appeal	1,454,686,762.93	291,206,028.93	291,206,028.93	20.0%	1,163,480,734.00
04000000000	Regional	40,000,000.00	-	-	0.0%	40,000,000.00
04640000000	Ministry of Regional and Inter-Governmental Affairs	40,000,000.00	-	-	0.0%	40,000,000.00
046400300100	DAWN Commission Unit	40,000,000.00	-	-	0.0%	40,000,000.00
05000000000	Social Sector	34,352,512,620.49	12,652,224,218.55	12,652,224,218.55	36.8%	21,700,288,401.94
05130000000	Ministry of Youth	168,000,000.00	66,000,000.00	66,000,000.00	39.3%	102,000,000.00
051305200100	Ekiti State United Football Club	72,000,000.00	30,000,000.00	30,000,000.00	41.7%	42,000,000.00
051305300100	Ekiti State Queen Football Club	96,000,000.00	36,000,000.00	36,000,000.00	37.5%	60,000,000.00
05170000000	Ministry of Education	27,307,582,623.77	10,884,685,004.80	10,884,685,004.80	39.9%	16,422,897,618.97
051700100100	Ministry of Education	630,000,000.00	203,289,000.00	203,289,000.00	32.3%	426,711,000.00
051702600200	Ekiti State University, Ado Ekiti	14,583,428,456.53	6,788,842,233.66	6,788,842,233.66	46.6%	7,794,586,222.87
051702600300	Bamidele Olumilua University of Education, Science and Technology, Ikere Ekiti	8,152,902,627.20	2,668,551,888.07	2,668,551,888.07	32.7%	5,484,350,739.13
051702600400	Ekiti State College Of Health Science and Technology, Ijero Ekiti	2,308,984,105.34	852,594,975.71	852,594,975.71	36.9%	1,456,389,129.63
051702600500	Ekiti State Polytechnic, Isan Ekiti	1,555,067,434.70	367,509,907.36	367,509,907.36	23.6%	1,187,557,527.34
051705300100	Ekiti State Board for Technical And Vocational Education	77,200,000.00	3,897,000.00	3,897,000.00	5.0%	73,303,000.00
05210000000	Ministry of Health and Human Services	6,876,929,996.72	1,701,539,213.75	1,701,539,213.75	24.7%	5,175,390,782.97
052102600100	Ekiti State University Teaching Hospital, Ado Ekiti	6,876,929,996.72	1,701,539,213.75	1,701,539,213.75	24.7%	5,175,390,782.97

2.D Expenditure by Economic Classification

Table 9: Total Expenditure by Economic Classification

Ekiti State Government Budget Performance Report 2026 Q1 - Total Expenditure by Economic Classification

Code	Economic	2026 Original Budget	2026 Q1 Performance	2026 Performance Year to Date (Q1)	% Performance Year to Date against 2026 Original Budget	Balance (against Original Budget)
	Total Expenditure	415,572,070,139.44	68,673,196,900.93	68,673,196,900.93	16.5%	346,898,873,238.52
2	Expenditures	415,572,070,139.44	68,673,196,900.93	68,673,196,900.93	16.5%	346,898,873,238.52
21	Personnel Cost	64,764,450,601.74	15,133,049,386.42	15,133,049,386.42	23.4%	49,631,401,215.32
2101	Salary	46,381,300,378.85	11,854,676,147.82	11,854,676,147.82	25.6%	34,526,624,231.03
210101	Salaries And Wages	46,381,300,378.85	11,854,676,147.82	11,854,676,147.82	25.6%	34,526,624,231.03
21010101	Salary	43,822,870,355.20	11,386,472,612.80	11,386,472,612.80	26.0%	32,436,397,742.40
21010103	CRFC Salaries	2,558,430,023.65	468,203,535.02	468,203,535.02	18.3%	2,090,226,488.63
2102	Allowances And Social Contribution	5,081,663,335.40	262,887,903.75	262,887,903.75	5.2%	4,818,775,431.65
210201	Allowances	4,414,712,859.82	24,363,396.20	24,363,396.20	0.6%	4,390,349,463.62
21020102	Severance Allowances	1,350,000,000.00	-	-	0.0%	1,350,000,000.00
21020103	Furniture Allowances	1,200,000,000.00	-	-	0.0%	1,200,000,000.00
21020104	Corper Allowance	52,160,180.52	13,886,299.93	13,886,299.93	26.6%	38,273,880.59
21020105	Repatriation Allowance	24,295,201.58	9,837,544.76	9,837,544.76	40.5%	14,457,656.82
21020106	Locum/Intern Allowance	1,435,605.91	639,551.51	639,551.51	44.5%	796,054.40
21020107	Leaves Bonus Allowance	1,786,821,871.81	-	-	0.0%	1,786,821,871.81
210202	Social Contributions	666,950,475.58	238,524,507.55	238,524,507.55	35.8%	428,425,968.03
21020202	Contributory Pension	533,809,850.38	205,239,351.25	205,239,351.25	38.4%	328,570,499.13
21020206	5% Contribution to Redeemable Retirement Fund Accounts	133,140,625.20	33,285,156.30	33,285,156.30	25.0%	99,855,468.90
2103	Social Benefits	13,301,486,887.49	3,015,485,334.85	3,015,485,334.85	22.7%	10,286,001,552.64
210301	Social Benefits	13,301,486,887.49	3,015,485,334.85	3,015,485,334.85	22.7%	10,286,001,552.64
21030101	Gratuity	3,397,510,935.90	200,000,000.00	200,000,000.00	5.9%	3,197,510,935.90
21030102	Pension	9,903,975,951.59	2,815,485,334.85	2,815,485,334.85	28.4%	7,088,490,616.74
22	Other Recurrent Costs	157,108,388,470.10	36,619,021,146.84	36,619,021,146.84	23.3%	120,489,367,323.26
2202	Overhead Cost	79,511,189,086.68	17,434,986,822.78	17,434,986,822.78	21.9%	62,076,202,263.90
220201	Travel & Transport - General	8,891,598,621.09	1,737,860,918.25	1,737,860,918.25	19.5%	7,153,737,702.84
22020101	Local Travel & Transport: Training	3,955,906,249.10	846,655,767.23	846,655,767.23	21.4%	3,109,250,481.87
22020102	Local Travel & Transport: Others	2,794,567,898.34	549,473,868.69	549,473,868.69	19.7%	2,245,094,029.65
22020103	International Travel & Transport: Training	32,000,000.00	1,300,976.00	1,300,976.00	4.1%	30,699,024.00
22020104	International Travel & Transport: Others	2,109,124,473.65	340,430,306.33	340,430,306.33	16.1%	1,768,694,167.32
220202	Utilities - General	3,913,896,652.58	851,925,702.01	851,925,702.01	21.8%	3,061,970,950.57
22020201	Electricity Charges	870,977,824.55	169,094,414.73	169,094,414.73	19.4%	701,883,409.82
22020202	Telephone Charges	130,286,764.91	23,207,020.42	23,207,020.42	17.8%	107,079,744.49
22020203	Internet Access Charges	449,843,677.19	80,695,571.48	80,695,571.48	17.9%	369,148,105.71
22020204	Satellite Broadcasting Access Charges	10,200,000.00	1,584,000.00	1,584,000.00	15.5%	8,616,000.00
22020205	Water Rates	220,000.00	6,000.00	6,000.00	2.7%	214,000.00
22020208	Software Charges/ License Renewal	225,000,000.00	179,442,488.00	179,442,488.00	79.8%	45,557,512.00
22020211	Utility Services	2,227,368,385.93	397,896,207.38	397,896,207.38	17.9%	1,829,472,178.55

Ekiti State Government Budget Performance Report 2026 Q1 - Total Expenditure by Economic Classification

Code	Economic	2026 Original Budget	2026 Q1 Performance	2026 Performance Year to Date (Q1)	% Performance Year to Date against 2026 Original Budget	Balance (against Original Budget)
220203	Materials & Supplies - General	6,052,747,731.71	790,207,516.48	790,207,516.48	13.1%	5,262,540,215.23
22020301	Office Stationeries / Computer Consumables	3,405,120,927.16	456,981,688.89	456,981,688.89	13.4%	2,948,139,238.27
22020302	Books	1,000,000.00	170,000.00	170,000.00	17.0%	830,000.00
22020303	Newspapers	60,823,402.95	3,393,600.61	3,393,600.61	5.6%	57,429,802.34
22020304	Magazines & Periodicals	10,054,402.95	1,627,149.61	1,627,149.61	16.2%	8,427,253.34
22020305	Printing Of Non Security Documents	1,231,495,174.10	172,947,939.15	172,947,939.15	14.0%	1,058,547,234.95
22020306	Printing Of Security Documents	667,153,824.55	113,480,102.11	113,480,102.11	17.0%	553,673,722.44
22020307	Drugs/Laboratory/Medical Supplies	205,000,000.00	33,992,090.00	33,992,090.00	16.6%	171,007,910.00
22020309	Uniforms & Other Clothing	3,200,000.00	1,611,000.00	1,611,000.00	50.3%	1,589,000.00
22020311	Food Stuff / Catering Materials Supplies	2,000,000.00	-	-	0.0%	2,000,000.00
22020312	Production, Publication And Circulation Of Annual Financial Statements	233,700,000.00	5,743,946.11	5,743,946.11	2.5%	227,956,053.89
22020313	Publication And Centralization Of Advert	23,200,000.00	260,000.00	260,000.00	1.1%	22,940,000.00
22020314	Water Treatment Chemicals / Reagents	210,000,000.00	-	-	0.0%	210,000,000.00
220204	Maintenance Services - General	6,642,513,831.80	1,048,077,912.86	1,048,077,912.86	15.8%	5,594,435,918.94
22020401	Maintenance Of Motor Vehicle / Transport Equipment	1,888,487,388.34	305,101,744.90	305,101,744.90	16.2%	1,583,385,643.44
22020402	Maintenance Of Office Furniture	883,258,517.40	132,267,139.30	132,267,139.30	15.0%	750,991,378.10
22020403	Maintenance Of Office Building	523,563,677.19	97,673,507.48	97,673,507.48	18.7%	425,890,169.71
22020404	Maintenance Of Office / It Equipments	933,730,276.95	111,488,894.25	111,488,894.25	11.9%	822,241,382.70
22020405	Maintenance Of Plants/Generators	660,610,442.10	131,999,591.90	131,999,591.90	20.0%	528,610,850.20
22020406	Other Maintenance Services	635,613,529.82	52,430,035.03	52,430,035.03	8.2%	583,183,494.79
22020407	Maintenance Of Residential Quarters	573,250,000.00	83,980,000.00	83,980,000.00	14.6%	489,270,000.00
22020410	Maintenance Of Street Lightings	525,000,000.00	130,137,000.00	130,137,000.00	24.8%	394,863,000.00
22020415	Maintenance of Skill Acquisition Centre	12,000,000.00	3,000,000.00	3,000,000.00	25.0%	9,000,000.00
22020416	Maintenance of State Cultural Troupe	7,000,000.00	-	-	0.0%	7,000,000.00
220205	Training - General	4,494,340,205.92	587,321,193.08	587,321,193.08	13.1%	3,907,019,012.84
22020501	Local Training	1,676,036,285.96	190,382,047.97	190,382,047.97	11.4%	1,485,654,237.99
22020502	International Training	867,450,095.41	113,075,102.11	113,075,102.11	13.0%	754,374,993.30
22020503	Conferences/Seminars & Workshop Costs-Local	903,553,824.55	178,873,353.11	178,873,353.11	19.8%	724,680,471.44
22020504	Conferences/Seminars & Workshop Costs-International	39,000,000.00	3,249,999.00	3,249,999.00	8.3%	35,750,001.00
22020505	Training of Hon. Members (Local & International)	1,002,100,000.00	97,560,690.89	97,560,690.89	9.7%	904,539,309.11
22020506	Remuneration And Training Of Eksma Uniform Officers	6,200,000.00	4,180,000.00	4,180,000.00	67.4%	2,020,000.00
220206	Other Services - General	22,618,379,559.02	9,073,144,940.94	9,073,144,940.94	40.1%	13,545,234,618.08
22020601	Security Services	11,232,051,473.65	6,982,456,256.33	6,982,456,256.33	62.2%	4,249,595,217.32
22020602	Office Rent	51,500,000.00	49,047,212.15	49,047,212.15	95.2%	2,452,787.85

Ekiti State Government Budget Performance Report 2026 Q1 - Total Expenditure by Economic Classification

Code	Economic	2026 Original Budget	2026 Q1 Performance	2026 Performance Year to Date (Q1)	% Performance Year to Date against 2026 Original Budget	Balance (against Original Budget)
22020603	Cleaning & Fumigation Services	895,563,589.46	177,375,552.53	177,375,552.53	19.8%	718,188,036.93
22020606	Conduct Of School Examination	950,000,000.00	618,146,400.00	618,146,400.00	65.1%	331,853,600.00
22020607	Financial and Programme Reports	15,200,000.00	-	-	0.0%	15,200,000.00
22020608	Payment Of Street Sweepers and Other Contract Staff	451,500,000.00	133,305,387.24	133,305,387.24	29.5%	318,194,612.76
22020609	Quality Assurance	72,350,950.00	4,365,000.00	4,365,000.00	6.0%	67,985,950.00
22020610	Participation in Carnivals and Festivals	85,000,000.00	-	-	0.0%	85,000,000.00
22020611	Valuation Of State Investment Property	15,000,000.00	-	-	0.0%	15,000,000.00
22020613	Social Impact Assessment Costs	333,000,000.00	-	-	0.0%	333,000,000.00
22020614	Monitoring, Inspection, Evaluation And Verification	301,840,950.00	35,246,000.00	35,246,000.00	11.7%	266,594,950.00
22020615	Advocacy Visits & Other Logistics	374,850,000.00	41,841,900.00	41,841,900.00	11.2%	333,008,100.00
22020616	Logistic Support For Population And Housing Census	30,000,000.00	5,000,000.00	5,000,000.00	16.7%	25,000,000.00
22020617	Peace And Conflict Management	1,000,000.00	-	-	0.0%	1,000,000.00
22020620	Implementation of National and State Policy Programmes	2,545,140,000.00	214,898,000.00	214,898,000.00	8.4%	2,330,242,000.00
22020621	Feeding and Welfare for Vulnerable, Indigent and Special need students	1,346,546,506.95	169,499,272.71	169,499,272.71	12.6%	1,177,047,234.24
22020622	Sensitization And Implementation of Programmes and Plans	1,557,033,522.10	286,058,546.95	286,058,546.95	18.4%	1,270,974,975.15
22020623	Summits, Conferences and Seminars	2,358,102,566.86	355,905,413.03	355,905,413.03	15.1%	2,002,197,153.83
22020624	Courier and Postage	2,700,000.00	-	-	0.0%	2,700,000.00
220207	Consulting & Professional Services - General	8,634,362,127.67	425,419,908.21	425,419,908.21	4.9%	8,208,942,219.46
22020701	Financial Consulting	7,861,693,394.10	400,866,708.21	400,866,708.21	5.1%	7,460,826,685.89
22020702	Information Technology Consulting	1,000,000.00	150,000.00	150,000.00	15.0%	850,000.00
22020703	Legal Services	485,243,914.18	22,746,500.00	22,746,500.00	4.7%	462,497,414.18
22020706	Surveying Services	3,000,000.00	-	-	0.0%	3,000,000.00
22020708	Medical Consulting	26,000,000.00	1,500,000.00	1,500,000.00	5.8%	24,500,000.00
22020709	Audit Services	146,759,819.39	12,700.00	12,700.00	0.0%	146,747,119.39
22020710	Other Consulting Services	110,665,000.00	144,000.00	144,000.00	0.1%	110,521,000.00
220208	Fuel & Lubricants - General	5,431,733,512.04	1,207,018,673.00	1,207,018,673.00	22.2%	4,224,714,839.04
22020801	Motor Vehicle Fuel Cost	834,331,305.03	154,640,492.11	154,640,492.11	18.5%	679,690,812.92
22020802	Other Transport Equipment Fuel Cost	60,230,000.00	34,000.00	34,000.00	0.1%	60,196,000.00
22020803	Plant / Generator Fuel Cost	4,251,878,677.19	1,007,134,140.05	1,007,134,140.05	23.7%	3,244,744,537.14
22020804	Airport Running Cost and Other Services	35,000,000.00	-	-	0.0%	35,000,000.00
22020806	Cooking Gas/Fuel Cost	250,293,529.82	45,210,040.84	45,210,040.84	18.1%	205,083,488.98
220209	Financial Charges - General	384,403,669.12	111,512,391.66	111,512,391.66	29.0%	272,891,277.46
22020901	Bank Charges	10,777,935.30	468,406.56	468,406.56	4.3%	10,309,528.74
22020902	Insurance Premium	372,000,000.00	110,930,960.00	110,930,960.00	29.8%	261,069,040.00
22020904	Other Crf Bank Charges	1,625,733.82	113,025.10	113,025.10	7.0%	1,512,708.72

Ekiti State Government Budget Performance Report 2026 Q1 - Total Expenditure by Economic Classification

Code	Economic	2026 Original Budget	2026 Q1 Performance	2026 Performance Year to Date (Q1)	% Performance Year to Date against 2026 Original Budget	Balance (against Original Budget)
220210	Miscellaneous Expenses General	12,447,213,175.73	1,602,497,666.29	1,602,497,666.29	12.9%	10,844,715,509.44
22021001	Refreshment & Meals	959,909,267.70	239,384,660.66	239,384,660.66	24.9%	720,524,607.04
22021002	Honorarium & Sitting Allowance	2,793,506,837.97	263,179,149.55	263,179,149.55	9.4%	2,530,327,688.42
22021003	Publicity & Advertisements	724,583,529.82	80,224,033.84	80,224,033.84	11.1%	644,359,495.98
22021004	Welfare Packages	2,138,345,079.52	200,731,477.72	200,731,477.72	9.4%	1,937,613,601.80
22021005	Subscription To Professional Bodies	1,068,312,000.00	148,885,979.60	148,885,979.60	13.9%	919,426,020.40
22021006	Sporting Activities	10,000,000.00	-	-	0.0%	10,000,000.00
22021007	Direct Teaching & Laboratory Cost	8,520,000.00	3,595,000.00	3,595,000.00	42.2%	4,925,000.00
22021008	Annual Budget Expenses & Administration	153,330,000.00	2,450,000.00	2,450,000.00	1.6%	150,880,000.00
22021009	Medical Expenses-Local and International	1,444,060,442.10	266,816,873.65	266,816,873.65	18.5%	1,177,243,568.45
22021010	Foreign Scholarship Scheme	938,600,736.83	169,537,653.16	169,537,653.16	18.1%	769,063,083.67
22021011	Special Days/Celebrations	1,495,573,824.48	173,185,102.11	173,185,102.11	11.6%	1,322,388,722.37
22021012	Local Scholarship And Bursary Scheme	296,300,000.00	1,100,000.00	1,100,000.00	0.4%	295,200,000.00
22021013	Other Service Wide Expenses	416,171,457.31	53,407,736.00	53,407,736.00	12.8%	362,763,721.31
2203	Loans And Advances	200,000,000.00	-	-	0.0%	200,000,000.00
220301	Staff Loans & Advances	200,000,000.00	-	-	0.0%	200,000,000.00
22030106	Motor Vehicle Advance	100,000,000.00	-	-	0.0%	100,000,000.00
22030108	Housing Loans	100,000,000.00	-	-	0.0%	100,000,000.00
2204	Grants And Contributions General	45,397,199,383.42	14,987,492,378.76	14,987,492,378.76	33.0%	30,409,707,004.66
220401	Local Grants And Contributions	45,397,199,383.42	14,987,492,378.76	14,987,492,378.76	33.0%	30,409,707,004.66
22040102	Grants To Parastatals And Tertiary Institution	42,511,999,383.42	14,516,904,891.74	14,516,904,891.74	34.1%	27,995,094,491.68
22040103	Grant To Local Governments -Current	2,038,000,000.00	229,401,487.02	229,401,487.02	11.3%	1,808,598,512.98
22040105	Grants To Government Owned Companies - Current	40,000,000.00	-	-	0.0%	40,000,000.00
22040109	Grants To Communities/Ngos	100,000,000.00	34,000,000.00	34,000,000.00	34.0%	66,000,000.00
22040110	Grants To Technical Colleges	77,200,000.00	3,897,000.00	3,897,000.00	5.0%	73,303,000.00
22040111	Grants To Secondary Schools	630,000,000.00	203,289,000.00	203,289,000.00	32.3%	426,711,000.00
2206	Public Debt Charges	32,000,000,000.00	4,196,541,945.30	4,196,541,945.30	13.1%	27,803,458,054.70
220601	Foreign Interest / Discount	4,304,192,212.76	600,823,964.48	600,823,964.48	14.0%	3,703,368,248.28
22060102	Foreign Interest /Discount - Long Term Borrowings	4,304,192,212.76	600,823,964.48	600,823,964.48	14.0%	3,703,368,248.28
220602	Domestic Interest / Discount	7,157,972,657.46	937,552,645.23	937,552,645.23	13.1%	6,220,420,012.23
22060202	Domestic Interest /Discount - Long Term Borrowings	7,157,972,657.46	937,552,645.23	937,552,645.23	13.1%	6,220,420,012.23
220603	FOREIGN PRINCIPAL	9,992,353,285.87	1,194,340,392.09	1,194,340,392.09	12.0%	8,798,012,893.78
22060302	FOREIGN PRINCIPLE - Long Term Borrowings	9,992,353,285.87	1,194,340,392.09	1,194,340,392.09	12.0%	8,798,012,893.78
220604	DOMESTIC PRINCIPAL	10,545,481,843.91	1,463,824,943.50	1,463,824,943.50	13.9%	9,081,656,900.41
22060402	DOMESTIC PRINCIPLE - Long Term Borrowings	10,545,481,843.91	1,463,824,943.50	1,463,824,943.50	13.9%	9,081,656,900.41
23	Capital Expenditure	193,699,231,067.60	16,921,126,367.67	16,921,126,367.67	8.7%	176,778,104,699.94
2301	Fixed Assets Purchased	32,218,212,428.13	1,336,492,538.60	1,336,492,538.60	4.1%	30,881,719,889.53
230101	Purchase Of Fixed Assets - General	32,218,212,428.13	1,336,492,538.60	1,336,492,538.60	4.1%	30,881,719,889.53

Ekiti State Government Budget Performance Report 2026 Q1 - Total Expenditure by Economic Classification

Code	Economic	2026 Original Budget	2026 Q1 Performance	2026 Performance Year to Date (Q1)	% Performance Year to Date against 2026 Original Budget	Balance (against Original Budget)
23010101	Purchase / Acquisition Of Land	3,915,000,000.00	-	-	0.0%	3,915,000,000.00
23010102	Purchase Of Office Buildings	450,000,000.00	-	-	0.0%	450,000,000.00
23010103	Purchase Of Residential Buildings	22,000,000.00	-	-	0.0%	22,000,000.00
23010104	Purchase Motor Cycles	474,400,000.00	-	-	0.0%	474,400,000.00
23010105	Purchase Of Motor Vehicles	3,381,000,000.00	-	-	0.0%	3,381,000,000.00
23010106	Purchase Of Vans	954,000,000.00	-	-	0.0%	954,000,000.00
23010107	Purchase Of Trucks	433,679,170.61	-	-	0.0%	433,679,170.61
23010108	Purchase Of Buses	837,000,000.00	-	-	0.0%	837,000,000.00
23010112	Purchase Of Office Furniture And Fittings	5,639,747,381.06	795,155,639.00	795,155,639.00	14.1%	4,844,591,742.06
23010113	Purchase Of Computers	931,292,507.24	-	-	0.0%	931,292,507.24
23010114	Purchase Of Computer Printers	159,760,000.00	1,230,000.00	1,230,000.00	0.8%	158,530,000.00
23010115	Purchase Of Photocopying Machines	59,307,000.09	-	-	0.0%	59,307,000.09
23010116	Purchase Of Typewriters	1,950,000.00	-	-	0.0%	1,950,000.00
23010117	Purchase Of Shredding Machines	22,280,000.00	-	-	0.0%	22,280,000.00
23010118	Purchase Of Scanners	81,583,484.98	-	-	0.0%	81,583,484.98
23010119	Purchase Of Power Generating Set	333,607,017.77	-	-	0.0%	333,607,017.77
23010120	Purchase Ofcanteen / Kitchen Equipment	78,420,000.00	-	-	0.0%	78,420,000.00
23010121	Purchase Of Residential Furniture	26,006,962.00	-	-	0.0%	26,006,962.00
23010122	Purchase Of Health / Medical Equipment	1,066,490,999.01	462,391,638.60	462,391,638.60	43.4%	604,099,360.41
23010123	Purchase Of Fire Fighting Equipment	119,900,000.00	-	-	0.0%	119,900,000.00
23010124	Purchase Of Teaching / Learning Aid Equipment	565,000,000.00	-	-	0.0%	565,000,000.00
23010125	Purchase Of Library Books & Equipment	244,545,315.22	-	-	0.0%	244,545,315.22
23010126	Purchase Of Sporting / Gaming Equipment	20,000,000.00	-	-	0.0%	20,000,000.00
23010127	Purchase Of Agricultural Equipment	7,183,166,666.67	77,715,261.00	77,715,261.00	1.1%	7,105,451,405.67
23010128	Purchase Of Security Communication Equipment	5,000,000.00	-	-	0.0%	5,000,000.00
23010129	Purchase Of Industrial Equipment	25,000,000.00	-	-	0.0%	25,000,000.00
23010130	Purchase Of Recreational Facilities	60,000,000.00	-	-	0.0%	60,000,000.00
23010132	Purchase Of Security Equipment	1,130,000,000.00	-	-	0.0%	1,130,000,000.00
23010133	Purchases Of Surveying Equipment	816,000,000.00	-	-	0.0%	816,000,000.00
23010135	Purchase Of Tv Transmitting Equipment	172,850,000.00	-	-	0.0%	172,850,000.00
23010136	Purchase Of Radio Transmitting Equipment	135,512,230.17	-	-	0.0%	135,512,230.17
23010139	Purchase Of Working Tools	2,825,846,602.99	-	-	0.0%	2,825,846,602.99
23010142	Purchase Of Clip Seals For Grading Of Produce	35,000,000.00	-	-	0.0%	35,000,000.00
23010144	Purchase Of Road Furniture	12,867,090.32	-	-	0.0%	12,867,090.32
2302	Construction / Provision	82,827,999,401.17	7,216,706,524.01	7,216,706,524.01	8.7%	75,611,292,877.16
230201	Construction / Provision Of Fixed Assets - General	82,827,999,401.17	7,216,706,524.01	7,216,706,524.01	8.7%	75,611,292,877.16
23020101	Construction / Provision Of Office Buildings	3,615,199,530.50	663,516,944.63	663,516,944.63	18.4%	2,951,682,585.87

Ekiti State Government Budget Performance Report 2026 Q1 - Total Expenditure by Economic Classification

Code	Economic	2026 Original Budget	2026 Q1 Performance	2026 Performance Year to Date (Q1)	% Performance Year to Date against 2026 Original Budget	Balance (against Original Budget)
23020102	Construction / Provision Of Residential Buildings	1,248,000,000.00	-	-	0.0%	1,248,000,000.00
23020103	Construction / Provision Of Electricity	232,500,000.00	-	-	0.0%	232,500,000.00
23020104	Construction / Provision Of Housing	40,000,000.00	-	-	0.0%	40,000,000.00
23020105	Construction / Provision Of Water Facilities	7,083,524,521.91	1,591,797,430.57	1,591,797,430.57	22.5%	5,491,727,091.34
23020106	Construction / Provision Of Hospitals / Health Centres	2,970,264,122.44	-	-	0.0%	2,970,264,122.44
23020107	Construction / Provision Of Public Schools	3,119,901,575.50	536,587,406.12	536,587,406.12	17.2%	2,583,314,169.38
23020111	Construction / Provision Of Libraries	900,000,000.00	-	-	0.0%	900,000,000.00
23020112	Construction / Provision Of Sporting Facilities	1,570,000,000.00	-	-	0.0%	1,570,000,000.00
23020113	Construction / Provision Of Agricultural Facilities	8,133,499,999.99	144,000,000.00	144,000,000.00	1.8%	7,989,499,999.99
23020114	Construction / Provision Of Roads	29,371,431,819.05	1,831,984,494.27	1,831,984,494.27	6.2%	27,539,447,324.78
23020116	Construction / Provision Of Water-Ways	1,390,000,000.00	110,000,000.00	110,000,000.00	7.9%	1,280,000,000.00
23020117	Construction / Provision Of Air-Port / Aerodromes	3,200,000,000.00	1,607,147,812.00	1,607,147,812.00	50.2%	1,592,852,188.00
23020118	Construction / Provision Of Infrastructure	10,407,907,318.25	231,672,436.42	231,672,436.42	2.2%	10,176,234,881.83
23020119	Construction / Provision Of Recreational Facilities	2,787,894,500.03	500,000,000.00	500,000,000.00	17.9%	2,287,894,500.03
23020122	Construction Of Boundary Pillars/ Right Of Ways	20,000,000.00	-	-	0.0%	20,000,000.00
23020123	Construction / Provision Of Traffic / Street Lights	724,689,883.50	-	-	0.0%	724,689,883.50
23020124	Construction Of Markets/Parks	2,905,417,900.00	-	-	0.0%	2,905,417,900.00
23020126	Construction/Provision Of Cemeteries	10,000,000.00	-	-	0.0%	10,000,000.00
23020127	Construction Of ICT Infrastructures	3,086,768,230.00	-	-	0.0%	3,086,768,230.00
23020128	Construction / Provision Of Traffic Control Boxes	11,000,000.00	-	-	0.0%	11,000,000.00
2303	Rehabilitation / Repairs	65,266,688,037.14	8,352,927,305.06	8,352,927,305.06	12.8%	56,913,760,732.08
230301	Rehabilitation / Repairs Of Fixed Assets - General	65,266,688,037.14	8,352,927,305.06	8,352,927,305.06	12.8%	56,913,760,732.08
23030101	Rehabilitation / Repairs Of Residential Building	1,180,000,000.00	-	-	0.0%	1,180,000,000.00
23030102	Rehabilitation / Repairs - Electricity	180,000,000.00	100,000,000.00	100,000,000.00	55.6%	80,000,000.00
23030103	Rehabilitation / Repairs - Housing	10,000,000.00	-	-	0.0%	10,000,000.00
23030104	Rehabilitation / Repairs - Water Facilities	2,648,616,183.89	130,112,432.00	130,112,432.00	4.9%	2,518,503,751.89
23030105	Rehabilitation / Repairs - Hospital / Health Centres	1,273,398,491.15	-	-	0.0%	1,273,398,491.15
23030106	Rehabilitation / Repairs - Public Schools	4,425,779,878.65	1,116,505,844.51	1,116,505,844.51	25.2%	3,309,274,034.14
23030109	Rehabilitation / Repairs - Fire Fighting Stations	45,000,000.00	-	-	0.0%	45,000,000.00
23030111	Rehabilitation / Repairs - Sporting Facilities	1,750,000,000.00	792,244,971.00	792,244,971.00	45.3%	957,755,029.00
23030112	Rehabilitation / Repairs - Agricultural Facilities	2,250,833,333.34	-	-	0.0%	2,250,833,333.34
23030113	Rehabilitation / Repairs - Roads	37,938,159,940.08	2,322,434,520.99	2,322,434,520.99	6.1%	35,615,725,419.09
23030114	Rehabilitation / Repairs - Railways	6,930,000,000.00	3,500,000,000.00	3,500,000,000.00	50.5%	3,430,000,000.00
23030117	Rehabilitation / Repairs - Infrastructures	1,402,648,284.57	122,253,773.96	122,253,773.96	8.7%	1,280,394,510.61
23030118	Rehabilitation / Repairs - Recreational Facilities	15,000,000.00	-	-	0.0%	15,000,000.00
23030121	Rehabilitation / Repairs Of Office Buildings	2,956,032,012.77	-	-	0.0%	2,956,032,012.77

Ekiti State Government Budget Performance Report 2026 Q1 - Total Expenditure by Economic Classification

Code	Economic	2026 Original Budget	2026 Q1 Performance	2026 Performance Year to Date (Q1)	% Performance Year to Date against 2026 Original Budget	Balance (against Original Budget)
23030123	Rehabilitation/Repairs- Traffic /Street Lights	2,500,000.00	-	-	0.0%	2,500,000.00
23030124	Rehabilitation/Repairs- Markets/Parks	270,000,000.00	-	-	0.0%	270,000,000.00
23030127	Rehabilitation/Repairs- Ict Infrastructures	96,204,885.09	-	-	0.0%	96,204,885.09
23030128	Rehabilitation Of Existing Non Fuctional Boreholes And Drilling Borehole And Development	1,892,515,027.60	269,375,762.60	269,375,762.60	14.2%	1,623,139,265.00
2304	Preservation Of The Environment	1,449,488,717.83	-	-	0.0%	1,449,488,717.83
230401	Preservation Of The Environment - General	1,449,488,717.83	-	-	0.0%	1,449,488,717.83
23040101	Tree Planting	40,054,825.25	-	-	0.0%	40,054,825.25
23040102	Erosion & Flood Control	1,409,433,892.58	-	-	0.0%	1,409,433,892.58
2305	Other Capital Projects	11,936,842,483.33	15,000,000.00	15,000,000.00	0.1%	11,921,842,483.33
230501	Acquisition Of Non Tangible Assets	11,936,842,483.33	15,000,000.00	15,000,000.00	0.1%	11,921,842,483.33
23050101	Research And Development	482,000,000.00	-	-	0.0%	482,000,000.00
23050102	Computer Software Acquisition	103,572,120.45	-	-	0.0%	103,572,120.45
23050103	Monitoring And Evaluation	168,415,807.87	-	-	0.0%	168,415,807.87
23050104	Economic Empowerment	70,000,000.00	-	-	0.0%	70,000,000.00
23050106	Computerization and Digitalization	2,463,228,631.45	15,000,000.00	15,000,000.00	0.6%	2,448,228,631.45
23050107	Contingency Capital	8,649,625,923.56	-	-	0.0%	8,649,625,923.56

2.E Expenditure by Functional Classification

Table 10: Total Expenditure by Functional Classification

Ekiti State Government Budget Performance Report 2026 Q1 - Total Expenditure by Functional Classification

Code	Function	2026 Original Budget	2026 Q1 Performance	2026 Performance Year to Date (Q1)	% Performance Year to Date against 2026 Original Budget	Balance (against Original Budget)
	Total Expenditure	415,572,070,139.44	68,673,196,900.93	68,673,196,900.93	16.5%	346,898,873,238.52
701	GENERAL PUBLIC SERVICES	131,527,520,472.03	22,107,910,045.79	22,107,910,045.79	16.8%	109,419,610,426.24
7011	EXECUTIVE AND LEGISLATIVE ORGANS, FINANCIAL AND FISCAL AFFAIRS, EXT	90,187,938,741.82	16,838,356,034.83	16,838,356,034.83	18.7%	73,349,582,706.99
70111	EXECUTIVE AND LEGISLATIVE ORGANS	59,447,884,245.39	8,080,160,826.91	8,080,160,826.91	13.6%	51,367,723,418.48
70112	FINANCIAL AND FISCAL AFFAIRS	30,740,054,496.43	8,758,195,207.92	8,758,195,207.92	28.5%	21,981,859,288.51
7013	GENERAL SERVICES	6,984,499,356.66	793,172,296.43	793,172,296.43	11.4%	6,191,327,060.23
70131	GENERAL PERSONNEL SERVICES	3,718,932,696.99	455,492,560.28	455,492,560.28	12.2%	3,263,440,136.71
70132	OVERALL PLANNING AND STATISTICAL SERVICES	1,978,021,631.50	146,103,313.51	146,103,313.51	7.4%	1,831,918,317.99
70133	OTHER GENERAL SERVICES	1,287,545,028.17	191,576,422.64	191,576,422.64	14.9%	1,095,968,605.53
7016	GENERAL PUBLIC SERVICES N.E.C.	302,082,373.55	48,168,282.21	48,168,282.21	15.9%	253,914,091.34
70161	GENERAL PUBLIC SERVICES N.E.C.	302,082,373.55	48,168,282.21	48,168,282.21	15.9%	253,914,091.34
7017	PUBLIC DEBT TRANSACTIONS	32,000,000,000.00	4,196,541,945.30	4,196,541,945.30	13.1%	27,803,458,054.70
70171	PUBLIC DEBT TRANSACTIONS	32,000,000,000.00	4,196,541,945.30	4,196,541,945.30	13.1%	27,803,458,054.70
7018	TRANSFERS OF A GENERAL CHARACTER BETWEEN DIFFERENT LEVELS OF GOVERNMENT	2,053,000,000.00	231,671,487.02	231,671,487.02	11.3%	1,821,328,512.98
70181	TRANSFERS OF A GENERAL CHARACTER BETWEEN DIFFERENT LEVELS OF GOVERNMENT	2,053,000,000.00	231,671,487.02	231,671,487.02	11.3%	1,821,328,512.98
703	PUBLIC ORDER AND SAFETY	8,242,219,092.29	1,390,093,730.88	1,390,093,730.88	16.9%	6,852,125,361.41
7031	POLICE SERVICES	20,000,000.00	-	-	0.0%	20,000,000.00
70311	POLICE SERVICES	20,000,000.00	-	-	0.0%	20,000,000.00
7032	FIRE PROTECTION SERVICES	3,245,000,000.00	779,722,726.72	779,722,726.72	24.0%	2,465,277,273.28
70321	FIRE PROTECTION SERVICES	3,245,000,000.00	779,722,726.72	779,722,726.72	24.0%	2,465,277,273.28
7033	LAW COURTS	4,673,552,425.63	607,371,004.16	607,371,004.16	13.0%	4,066,181,421.47
70331	LAW COURTS	4,673,552,425.63	607,371,004.16	607,371,004.16	13.0%	4,066,181,421.47
7036	PUBLIC ORDER AND SAFETY N.E.C.	303,666,666.66	3,000,000.00	3,000,000.00	1.0%	300,666,666.66
70361	PUBLIC ORDER AND SAFETY N.E.C.	303,666,666.66	3,000,000.00	3,000,000.00	1.0%	300,666,666.66
704	ECONOMIC AFFAIRS	132,775,588,411.66	12,410,559,537.63	12,410,559,537.63	9.3%	120,365,028,874.03
7041	GENERAL ECONOMIC, COMMERCIAL, AND LABOUR AFFAIRS	4,635,466,899.06	142,564,672.23	142,564,672.23	3.1%	4,492,902,226.83
70411	GENERAL ECONOMIC AND COMMERCIALAFFAIRS	4,635,466,899.06	142,564,672.23	142,564,672.23	3.1%	4,492,902,226.83
7042	AGRICULTURE, FORESTRY, FISHING, AND HUNTING	23,942,428,053.79	655,663,412.68	655,663,412.68	2.7%	23,286,764,641.11
70421	AGRICULTURE	12,355,217,493.59	457,709,451.09	457,709,451.09	3.7%	11,897,508,042.50
70422	FORESTRY	11,587,210,560.20	197,953,961.59	197,953,961.59	1.7%	11,389,256,598.61
7043	FUEL AND ENERGY	6,968,859,900.45	1,616,325,384.79	1,616,325,384.79	23.2%	5,352,534,515.66
70435	ELECTRICITY	6,968,859,900.45	1,616,325,384.79	1,616,325,384.79	23.2%	5,352,534,515.66
7044	MINING, MANUFACTURING, AND CONSTRUCTION	8,890,205,712.19	12,725,741.21	12,725,741.21	0.1%	8,877,479,970.98
70441	MINING OF MINERAL RESOURCES OTHER THAN MINERAL FUELS	240,579,788.63	12,725,741.21	12,725,741.21	5.3%	227,854,047.42
70443	CONSTRUCTION	8,649,625,923.56	-	-	0.0%	8,649,625,923.56

Ekiti State Government Budget Performance Report 2026 Q1 - Total Expenditure by Functional Classification

Code	Function	2026 Original Budget	2026 Q1 Performance	2026 Performance Year to Date (Q1)	% Performance Year to Date against 2026 Original Budget	Balance (against Original Budget)
7045	TRANSPORT	82,838,334,367.65	9,642,472,439.70	9,642,472,439.70	11.6%	73,195,861,927.95
70451	ROAD TRANSPORT	82,833,834,367.65	9,641,422,439.70	9,641,422,439.70	11.6%	73,192,411,927.95
70454	AIR TRANSPORT	4,500,000.00	1,050,000.00	1,050,000.00	23.3%	3,450,000.00
7046	COMMUNICATION	2,317,772,222.48	203,485,605.77	203,485,605.77	8.8%	2,114,286,616.71
70461	COMMUNICATION	2,317,772,222.48	203,485,605.77	203,485,605.77	8.8%	2,114,286,616.71
7047	OTHER INDUSTRIES	3,182,521,256.04	137,322,281.25	137,322,281.25	4.3%	3,045,198,974.79
70471	DISTRIBUTIVE TRADE, STORAGE AND WAREHOUSING	2,685,500,000.00	132,000,000.00	132,000,000.00	4.9%	2,553,500,000.00
70473	TOURISM	497,021,256.04	5,322,281.25	5,322,281.25	1.1%	491,698,974.79
705	ENVIRONMENTAL PROTECTION	7,188,609,249.49	457,190,044.73	457,190,044.73	6.4%	6,731,419,204.76
7051	WASTE MANAGEMENT	1,316,833,795.64	166,554,389.22	166,554,389.22	12.6%	1,150,279,406.42
70511	WASTE MANAGEMENT	1,316,833,795.64	166,554,389.22	166,554,389.22	12.6%	1,150,279,406.42
7054	PROTECTION OF BIODIVERSITY AND LANDSCAPE	3,000,000.00	-	-	0.0%	3,000,000.00
70541	PROTECTION OF BIODIVERSITY AND LANDSCAPE	3,000,000.00	-	-	0.0%	3,000,000.00
7055	R&D ENVIRONMENTAL PROTECTION	30,000,000.00	600,000.00	600,000.00	2.0%	29,400,000.00
70551	R & D ENVIRONMENTAL PROTECTION	30,000,000.00	600,000.00	600,000.00	2.0%	29,400,000.00
7056	ENVIRONMENTAL PROTECTION N.E.C.	5,838,775,453.85	290,035,655.51	290,035,655.51	5.0%	5,548,739,798.34
70561	ENVIRONMENTAL PROTECTION N.E.C.	5,838,775,453.85	290,035,655.51	290,035,655.51	5.0%	5,548,739,798.34
706	HOUSING AND COMMUNITY AMMENITIES	19,460,076,762.18	2,732,746,088.28	2,732,746,088.28	14.0%	16,727,330,673.90
7061	HOUSING DEVELOPMENT	4,723,004,874.08	271,914,827.04	271,914,827.04	5.8%	4,451,090,047.04
70611	HOUSING DEVELOPMENT	4,723,004,874.08	271,914,827.04	271,914,827.04	5.8%	4,451,090,047.04
7062	COMMUNITY DEVELOPMENT	1,991,356,098.49	117,667,787.69	117,667,787.69	5.9%	1,873,688,310.80
70621	COMMUNITY DEVELOPMENT	1,991,356,098.49	117,667,787.69	117,667,787.69	5.9%	1,873,688,310.80
7063	WATER SUPPLY	12,527,415,789.61	2,342,058,473.55	2,342,058,473.55	18.7%	10,185,357,316.06
70631	WATER SUPPLY	12,527,415,789.61	2,342,058,473.55	2,342,058,473.55	18.7%	10,185,357,316.06
7064	STREET LIGHTING	206,000,000.00	-	-	0.0%	206,000,000.00
70641	STREET LIGHTING	206,000,000.00	-	-	0.0%	206,000,000.00
7066	HOUSING AND COMMUNITY AMENITIES N.E.C.	12,300,000.00	1,105,000.00	1,105,000.00	9.0%	11,195,000.00
70661	HOUSING AND COMMUNITY AMENITIES N.E.C.	12,300,000.00	1,105,000.00	1,105,000.00	9.0%	11,195,000.00
707	HEALTH	20,453,871,694.36	3,970,222,764.53	3,970,222,764.53	19.4%	16,483,648,929.83
7071	MEDICAL PRODUCTS, APPLIANCES, AND EQUIPMENT	158,902,915.71	22,273,103.59	22,273,103.59	14.0%	136,629,812.12
70711	PHARMACEUTICAL PRODUCTS	133,902,915.71	22,273,103.59	22,273,103.59	16.6%	111,629,812.12
70712	OTHER MEDICAL PRODUCTS	25,000,000.00	-	-	0.0%	25,000,000.00
7072	OUTPATIENT SERVICES	289,000,000.00	-	-	0.0%	289,000,000.00
70721	GENERAL MEDICAL SERVICES	289,000,000.00	-	-	0.0%	289,000,000.00
7073	HOSPITAL SERVICES	12,451,441,503.75	2,971,598,049.83	2,971,598,049.83	23.9%	9,479,843,453.92
70731	GENERAL HOSPITAL SERVICES	12,336,441,503.75	2,971,598,049.83	2,971,598,049.83	24.1%	9,364,843,453.92
70733	MEDICAL AND MATERNITY CENTRE SERVICES	115,000,000.00	-	-	0.0%	115,000,000.00

Ekiti State Government Budget Performance Report 2026 Q1 - Total Expenditure by Functional Classification

Code	Function	2026 Original Budget	2026 Q1 Performance	2026 Performance Year to Date (Q1)	% Performance Year to Date against 2026 Original Budget	Balance (against Original Budget)
7074	PUBLIC HEALTH SERVICES	2,547,892,724.69	209,704,893.09	209,704,893.09	8.2%	2,338,187,831.60
70741	PUBLIC HEALTH SERVICES	2,547,892,724.69	209,704,893.09	209,704,893.09	8.2%	2,338,187,831.60
7076	HEALTH N.E.C.	5,006,634,550.21	766,646,718.02	766,646,718.02	15.3%	4,239,987,832.19
70761	HEALTH N.E.C.	5,006,634,550.21	766,646,718.02	766,646,718.02	15.3%	4,239,987,832.19
708	RECREATION, CULTURE AND RELIGION	6,860,274,016.72	1,256,378,025.67	1,256,378,025.67	18.3%	5,603,895,991.05
7081	RECREATIONAL AND SPORTING SERVICES	2,719,516,308.73	913,714,637.47	913,714,637.47	33.6%	1,805,801,671.26
70811	RECREATIONAL AND SPORTING SERVICES	2,719,516,308.73	913,714,637.47	913,714,637.47	33.6%	1,805,801,671.26
7082	CULTURAL SERVICES	2,394,299,145.16	53,407,755.37	53,407,755.37	2.2%	2,340,891,389.79
70821	CULTURAL SERVICES	2,394,299,145.16	53,407,755.37	53,407,755.37	2.2%	2,340,891,389.79
7083	BROADCASTING AND PUBLISHING SERVICES	1,305,867,166.41	210,599,415.70	210,599,415.70	16.1%	1,095,267,750.71
70831	BROADCASTING AND PUBLISHING SERVICES	1,305,867,166.41	210,599,415.70	210,599,415.70	16.1%	1,095,267,750.71
7084	RELIGIOUS AND OTHER COMMUNITY SERVICES	440,591,396.42	78,656,217.13	78,656,217.13	17.9%	361,935,179.29
70841	RELIGIOUS AND OTHER COMMUNITY SERVICES	440,591,396.42	78,656,217.13	78,656,217.13	17.9%	361,935,179.29
709	EDUCATION	68,134,464,039.79	20,483,236,339.38	20,483,236,339.38	30.1%	47,651,227,700.41
7091	PRE-PRIMARY AND PRIMARY EDUCATION	8,678,390,253.31	2,652,889,092.42	2,652,889,092.42	30.6%	6,025,501,160.89
70912	PRIMARY EDUCATION	8,678,390,253.31	2,652,889,092.42	2,652,889,092.42	30.6%	6,025,501,160.89
7092	SECONDARY EDUCATION	26,963,235,207.47	5,787,526,453.38	5,787,526,453.38	21.5%	21,175,708,754.09
70921	LOWER SECONDARY EDUCATION	34,000,000.00	-	-	0.0%	34,000,000.00
70922	UPPER-SECONDARY EDUCATION	26,929,235,207.47	5,787,526,453.38	5,787,526,453.38	21.5%	21,141,708,754.09
7094	TERTIARY EDUCATION	27,793,806,972.05	10,686,265,499.18	10,686,265,499.18	38.4%	17,107,541,472.87
70941	FIRST STAGE OF TERTIARY EDUCATION	2,458,984,105.34	852,594,975.71	852,594,975.71	34.7%	1,606,389,129.63
70942	SECOND STAGE OF TERTIARY EDUCATION	25,334,822,866.71	9,833,670,523.47	9,833,670,523.47	38.8%	15,501,152,343.24
7095	EDUCATION NOT DEFINABLE BY LEVEL	214,539,737.62	15,930,279.23	15,930,279.23	7.4%	198,609,458.39
70951	EDUCATION NOT DEFINABLE BY LEVEL	214,539,737.62	15,930,279.23	15,930,279.23	7.4%	198,609,458.39
7096	SUBSIDIARY SERVICES TO EDUCATION	50,000,000.00	-	-	0.0%	50,000,000.00
70961	SUBSIDIARY SERVICES TO EDUCATION	50,000,000.00	-	-	0.0%	50,000,000.00
7097	R & D EDUCATION	163,306,445.50	11,349,712.40	11,349,712.40	6.9%	151,956,733.10
70971	R & D EDUCATION	163,306,445.50	11,349,712.40	11,349,712.40	6.9%	151,956,733.10
7098	EDUCATION N.E.C.	4,271,185,423.84	1,329,275,302.77	1,329,275,302.77	31.1%	2,941,910,121.07
70981	EDUCATION N.E.C	4,271,185,423.84	1,329,275,302.77	1,329,275,302.77	31.1%	2,941,910,121.07
710	SOCIAL PROTECTION	20,929,446,400.92	3,864,860,324.04	3,864,860,324.04	18.5%	17,064,586,076.88
7101	SICKNESS AND DISABILITY	162,226,071.02	24,550,879.23	24,550,879.23	15.1%	137,675,191.79
71012	DISABILITY	162,226,071.02	24,550,879.23	24,550,879.23	15.1%	137,675,191.79
7102	OLD AGE	14,290,665,758.66	3,319,730,275.15	3,319,730,275.15	23.2%	10,970,935,483.51
71021	OLD AGE	14,290,665,758.66	3,319,730,275.15	3,319,730,275.15	23.2%	10,970,935,483.51
7104	FAMILY AND CHILDREN	3,533,256,655.81	343,662,985.34	343,662,985.34	9.7%	3,189,593,670.47
71041	FAMILY AND CHILDREN	3,533,256,655.81	343,662,985.34	343,662,985.34	9.7%	3,189,593,670.47

Ekiti State Government Budget Performance Report 2026 Q1 - Total Expenditure by Functional Classification

Code	Function	2026 Original Budget	2026 Q1 Performance	2026 Performance Year to Date (Q1)	% Performance Year to Date against 2026 Original Budget	Balance (against Original Budget)
7105	UNEMPLOYMENT	1,482,169,150.22	70,060,391.60	70,060,391.60	4.7%	1,412,108,758.62
71051	UNEMPLOYMENT	1,482,169,150.22	70,060,391.60	70,060,391.60	4.7%	1,412,108,758.62
7106	HOUSING	267,814,669.45	48,534,411.99	48,534,411.99	18.1%	219,280,257.46
71061	HOUSING	267,814,669.45	48,534,411.99	48,534,411.99	18.1%	219,280,257.46
7107	SOCIAL EXCLUSSION N.E.C	353,771,231.38	6,250,000.00	6,250,000.00	1.8%	347,521,231.38
71071	SOCIAL EXCLUSION N.E.C.	353,771,231.38	6,250,000.00	6,250,000.00	1.8%	347,521,231.38
7109	SOCIAL PROTECTION N.E.C.	839,542,864.38	52,071,380.73	52,071,380.73	6.2%	787,471,483.65
71091	SOCIAL PROTECTION N.E.C.	839,542,864.38	52,071,380.73	52,071,380.73	6.2%	787,471,483.65

Table 11: Personnel Expenditure by Functional Classification

Ekiti State Government Budget Performance Report 2026 Q1 - Personnel Expenditure by Functional Classification

Code	Function	2026 Original Budget	2026 Q1 Performance	2026 Performance Year to Date (Q1)	% Performance Year to Date against 2026 Original Budget	Balance (against Original Budget)
	Total Personnel Expenditure	64,764,450,601.74	15,133,049,386.42	15,133,049,386.42	23.4%	49,631,401,215.32
701	GENERAL PUBLIC SERVICES	11,507,865,257.00	2,118,997,524.45	2,118,997,524.45	18.4%	9,388,867,732.55
7011	EXECUTIVE AND LEGISLATIVE ORGANS, FINANCIAL AND FISCAL AFFAIRS, EXT	10,217,097,377.69	1,809,671,499.52	1,809,671,499.52	17.7%	8,407,425,878.17
70111	EXECUTIVE AND LEGISLATIVE ORGANS	7,528,957,178.57	1,566,639,235.36	1,566,639,235.36	20.8%	5,962,317,943.21
70112	FINANCIAL AND FISCAL AFFAIRS	2,688,140,199.12	243,032,264.16	243,032,264.16	9.0%	2,445,107,934.96
7013	GENERAL SERVICES	1,103,685,505.76	265,657,742.72	265,657,742.72	24.1%	838,027,763.04
70131	GENERAL PERSONNEL SERVICES	557,467,696.99	125,448,448.19	125,448,448.19	22.5%	432,019,248.80
70132	OVERALL PLANNING AND STATISTICAL SERVICES	320,072,780.60	82,587,439.51	82,587,439.51	25.8%	237,485,341.09
70133	OTHER GENERAL SERVICES	226,145,028.17	57,621,855.02	57,621,855.02	25.5%	168,523,173.15
7016	GENERAL PUBLIC SERVICES N.E.C.	187,082,373.55	43,668,282.21	43,668,282.21	23.3%	143,414,091.34
70161	GENERAL PUBLIC SERVICES N.E.C.	187,082,373.55	43,668,282.21	43,668,282.21	23.3%	143,414,091.34
703	PUBLIC ORDER AND SAFETY	446,947,422.21	118,261,952.60	118,261,952.60	26.5%	328,685,469.61
7033	LAW COURTS	446,947,422.21	118,261,952.60	118,261,952.60	26.5%	328,685,469.61
70331	LAW COURTS	446,947,422.21	118,261,952.60	118,261,952.60	26.5%	328,685,469.61
704	ECONOMIC AFFAIRS	3,226,870,238.37	812,372,269.82	812,372,269.82	25.2%	2,414,497,968.55
7041	GENERAL ECONOMIC, COMMERCIAL, AND LABOUR AFFAIRS	476,595,132.22	115,877,672.23	115,877,672.23	24.3%	360,717,459.99
70411	GENERAL ECONOMIC AND COMMERCIALAFFAIRS	476,595,132.22	115,877,672.23	115,877,672.23	24.3%	360,717,459.99
7042	AGRICULTURE, FORESTRY, FISHING, AND HUNTING	1,569,464,895.20	401,769,422.67	401,769,422.67	25.6%	1,167,695,472.53
70421	AGRICULTURE	1,313,609,160.25	340,111,451.09	340,111,451.09	25.9%	973,497,709.16
70422	FORESTRY	255,855,734.95	61,657,971.58	61,657,971.58	24.1%	194,197,763.37
7043	FUEL AND ENERGY	200,440,016.95	48,624,572.60	48,624,572.60	24.3%	151,815,444.35
70435	ELECTRICITY	200,440,016.95	48,624,572.60	48,624,572.60	24.3%	151,815,444.35
7044	MINING, MANUFACTURING, AND CONSTRUCTION	43,672,112.86	11,925,741.21	11,925,741.21	27.3%	31,746,371.65
70441	MINING OF MINERAL RESOURCES OTHER THAN MINERAL FUELS	43,672,112.86	11,925,741.21	11,925,741.21	27.3%	31,746,371.65
7045	TRANSPORT	836,810,608.52	208,559,462.09	208,559,462.09	24.9%	628,251,146.43
70451	ROAD TRANSPORT	836,810,608.52	208,559,462.09	208,559,462.09	24.9%	628,251,146.43
7046	COMMUNICATION	77,772,222.48	20,293,117.77	20,293,117.77	26.1%	57,479,104.71
70461	COMMUNICATION	77,772,222.48	20,293,117.77	20,293,117.77	26.1%	57,479,104.71
7047	OTHER INDUSTRIES	22,115,250.14	5,322,281.25	5,322,281.25	24.1%	16,792,968.89
70473	TOURISM	22,115,250.14	5,322,281.25	5,322,281.25	24.1%	16,792,968.89
705	ENVIRONMENTAL PROTECTION	475,791,186.30	116,137,210.55	116,137,210.55	24.4%	359,653,975.75
7051	WASTE MANAGEMENT	128,154,625.03	29,626,889.23	29,626,889.23	23.1%	98,527,735.80
70511	WASTE MANAGEMENT	128,154,625.03	29,626,889.23	29,626,889.23	23.1%	98,527,735.80
7056	ENVIRONMENTAL PROTECTION N.E.C.	347,636,561.27	86,510,321.32	86,510,321.32	24.9%	261,126,239.95
70561	ENVIRONMENTAL PROTECTION N.E.C.	347,636,561.27	86,510,321.32	86,510,321.32	24.9%	261,126,239.95

Ekiti State Government Budget Performance Report 2026 Q1 - Personnel Expenditure by Functional Classification

Code	Function	2026 Original Budget	2026 Q1 Performance	2026 Performance Year to Date (Q1)	% Performance Year to Date against 2026 Original Budget	Balance (against Original Budget)
706	HOUSING AND COMMUNITY AMMENITIES	1,557,877,959.30	382,850,709.78	382,850,709.78	24.6%	1,175,027,249.52
7061	HOUSING DEVELOPMENT	417,986,644.08	108,229,483.39	108,229,483.39	25.9%	309,757,160.69
70611	HOUSING DEVELOPMENT	417,986,644.08	108,229,483.39	108,229,483.39	25.9%	309,757,160.69
7062	COMMUNITY DEVELOPMENT	319,912,389.61	76,896,787.69	76,896,787.69	24.0%	243,015,601.92
70621	COMMUNITY DEVELOPMENT	319,912,389.61	76,896,787.69	76,896,787.69	24.0%	243,015,601.92
7063	WATER SUPPLY	819,978,925.61	197,724,438.70	197,724,438.70	24.1%	622,254,486.91
70631	WATER SUPPLY	819,978,925.61	197,724,438.70	197,724,438.70	24.1%	622,254,486.91
707	HEALTH	6,109,072,938.93	1,425,107,312.51	1,425,107,312.51	23.3%	4,683,965,626.42
7071	MEDICAL PRODUCTS, APPLIANCES, AND EQUIPMENT	80,008,415.68	21,073,103.59	21,073,103.59	26.3%	58,935,312.09
70711	PHARMACEUTICAL PRODUCTS	80,008,415.68	21,073,103.59	21,073,103.59	26.3%	58,935,312.09
7073	HOSPITAL SERVICES	5,173,829,137.87	1,193,474,645.80	1,193,474,645.80	23.1%	3,980,354,492.07
70731	GENERAL HOSPITAL SERVICES	5,173,829,137.87	1,193,474,645.80	1,193,474,645.80	23.1%	3,980,354,492.07
7074	PUBLIC HEALTH SERVICES	304,699,325.33	76,476,959.70	76,476,959.70	25.1%	228,222,365.63
70741	PUBLIC HEALTH SERVICES	304,699,325.33	76,476,959.70	76,476,959.70	25.1%	228,222,365.63
7076	HEALTH N.E.C.	550,536,060.05	134,082,603.42	134,082,603.42	24.4%	416,453,456.63
70761	HEALTH N.E.C.	550,536,060.05	134,082,603.42	134,082,603.42	24.4%	416,453,456.63
708	RECREATION, CULTURE AND RELIGION	1,050,498,652.46	255,280,920.67	255,280,920.67	24.3%	795,217,731.79
7081	RECREATIONAL AND SPORTING SERVICES	153,416,308.73	40,071,666.47	40,071,666.47	26.1%	113,344,642.26
70811	RECREATIONAL AND SPORTING SERVICES	153,416,308.73	40,071,666.47	40,071,666.47	26.1%	113,344,642.26
7082	CULTURAL SERVICES	191,299,145.16	44,332,755.37	44,332,755.37	23.2%	146,966,389.79
70821	CULTURAL SERVICES	191,299,145.16	44,332,755.37	44,332,755.37	23.2%	146,966,389.79
7083	BROADCASTING AND PUBLISHING SERVICES	660,237,802.15	158,499,415.70	158,499,415.70	24.0%	501,738,386.45
70831	BROADCASTING AND PUBLISHING SERVICES	660,237,802.15	158,499,415.70	158,499,415.70	24.0%	501,738,386.45
7084	RELIGIOUS AND OTHER COMMUNITY SERVICES	45,545,396.42	12,377,083.13	12,377,083.13	27.2%	33,168,313.29
70841	RELIGIOUS AND OTHER COMMUNITY SERVICES	45,545,396.42	12,377,083.13	12,377,083.13	27.2%	33,168,313.29
709	EDUCATION	25,641,127,077.05	6,463,900,257.21	6,463,900,257.21	25.2%	19,177,226,819.84
7091	PRE-PRIMARY AND PRIMARY EDUCATION	1,019,605,084.39	264,926,815.05	264,926,815.05	26.0%	754,678,269.34
70912	PRIMARY EDUCATION	1,019,605,084.39	264,926,815.05	264,926,815.05	26.0%	754,678,269.34
7092	SECONDARY EDUCATION	22,912,552,205.76	5,771,351,953.38	5,771,351,953.38	25.2%	17,141,200,252.38
70922	UPPER-SECONDARY EDUCATION	22,912,552,205.76	5,771,351,953.38	5,771,351,953.38	25.2%	17,141,200,252.38
7094	TERTIARY EDUCATION	23,424,348.28	6,166,494.38	6,166,494.38	26.3%	17,257,853.90
70942	SECOND STAGE OF TERTIARY EDUCATION	23,424,348.28	6,166,494.38	6,166,494.38	26.3%	17,257,853.90
7095	EDUCATION NOT DEFINABLE BY LEVEL	65,539,737.62	14,950,879.23	14,950,879.23	22.8%	50,588,858.39
70951	EDUCATION NOT DEFINABLE BY LEVEL	65,539,737.62	14,950,879.23	14,950,879.23	22.8%	50,588,858.39

Ekiti State Government Budget Performance Report 2026 Q1 - Personnel Expenditure by Functional Classification

Code	Function	2026 Original Budget	2026 Q1 Performance	2026 Performance Year to Date (Q1)	% Performance Year to Date against 2026 Original Budget	Balance (against Original Budget)
7097	R & D EDUCATION	43,306,445.50	9,849,712.40	9,849,712.40	22.7%	33,456,733.10
70971	R & D EDUCATION	43,306,445.50	9,849,712.40	9,849,712.40	22.7%	33,456,733.10
7098	EDUCATION N.E.C.	1,576,699,255.50	396,654,402.77	396,654,402.77	25.2%	1,180,044,852.73
70981	EDUCATION N.E.C	1,576,699,255.50	396,654,402.77	396,654,402.77	25.2%	1,180,044,852.73
710	SOCIAL PROTECTION	14,748,399,870.12	3,440,141,228.83	3,440,141,228.83	23.3%	11,308,258,641.29
7101	SICKNESS AND DISABILITY	62,226,071.02	14,950,879.23	14,950,879.23	24.0%	47,275,191.79
71012	DISABILITY	62,226,071.02	14,950,879.23	14,950,879.23	24.0%	47,275,191.79
7102	OLD AGE	14,103,400,183.66	3,288,287,140.04	3,288,287,140.04	23.3%	10,815,113,043.62
71021	OLD AGE	14,103,400,183.66	3,288,287,140.04	3,288,287,140.04	23.3%	10,815,113,043.62
7104	FAMILY AND CHILDREN	218,068,371.24	53,129,024.24	53,129,024.24	24.4%	164,939,347.00
71041	FAMILY AND CHILDREN	218,068,371.24	53,129,024.24	53,129,024.24	24.4%	164,939,347.00
7105	UNEMPLOYMENT	127,089,876.21	26,875,392.60	26,875,392.60	21.1%	100,214,483.61
71051	UNEMPLOYMENT	127,089,876.21	26,875,392.60	26,875,392.60	21.1%	100,214,483.61
7106	HOUSING	197,714,669.45	45,734,411.99	45,734,411.99	23.1%	151,980,257.46
71061	HOUSING	197,714,669.45	45,734,411.99	45,734,411.99	23.1%	151,980,257.46
7109	SOCIAL PROTECTION N.E.C.	39,900,698.54	11,164,380.73	11,164,380.73	28.0%	28,736,317.81
71091	SOCIAL PROTECTION N.E.C.	39,900,698.54	11,164,380.73	11,164,380.73	28.0%	28,736,317.81

Table 12: Overhead Expenditure by Functional Classification

Ekiti State Government Budget Performance Report 2026 Q1 - Overhead Expenditure by Functional Classification

Code	Function	2026 Original Budget	2026 Q1 Performance	2026 Performance Year to Date (Q1)	% Performance Year to Date against 2026 Original Budget	Balance (against Original Budget)
	Total Overhead Expenditure	79,511,189,086.68	17,434,986,822.78	17,434,986,822.78	21.9%	62,076,202,263.90
701	GENERAL PUBLIC SERVICES	61,581,127,643.34	13,678,510,110.48	13,678,510,110.48	22.2%	47,902,617,532.86
7011	EXECUTIVE AND LEGISLATIVE ORGANS, FINANCIAL AND FISCAL AFFAIRS, EXTERNAL AFFAIRS	58,832,063,792.44	13,306,822,256.77	13,306,822,256.77	22.6%	45,525,241,535.67
70111	EXECUTIVE AND LEGISLATIVE ORGANS	35,332,054,836.65	5,799,892,652.55	5,799,892,652.55	16.4%	29,532,162,184.10
70112	FINANCIAL AND FISCAL AFFAIRS	23,500,008,955.79	7,506,929,604.22	7,506,929,604.22	31.9%	15,993,079,351.57
7013	GENERAL SERVICES	2,699,063,850.90	364,917,853.71	364,917,853.71	13.5%	2,334,145,997.19
70131	GENERAL PERSONNEL SERVICES	540,715,000.00	167,447,412.09	167,447,412.09	31.0%	373,267,587.91
70132	OVERALL PLANNING AND STATISTICAL SERVICES	1,657,948,850.90	63,515,874.00	63,515,874.00	3.8%	1,594,432,976.90
70133	OTHER GENERAL SERVICES	500,400,000.00	133,954,567.62	133,954,567.62	26.8%	366,445,432.38
7016	GENERAL PUBLIC SERVICES N.E.C.	35,000,000.00	4,500,000.00	4,500,000.00	12.9%	30,500,000.00
70161	GENERAL PUBLIC SERVICES N.E.C.	35,000,000.00	4,500,000.00	4,500,000.00	12.9%	30,500,000.00
7018	TRANSFERS OF A GENERAL CHARACTER BETWEEN DIFFERENT LEVELS OF GOVERNMENT	15,000,000.00	2,270,000.00	2,270,000.00	15.1%	12,730,000.00
70181	TRANSFERS OF A GENERAL CHARACTER BETWEEN DIFFERENT LEVELS OF GOVERNMENT	15,000,000.00	2,270,000.00	2,270,000.00	15.1%	12,730,000.00
703	PUBLIC ORDER AND SAFETY	753,850,000.00	63,251,500.00	63,251,500.00	8.4%	690,598,500.00
7032	FIRE PROTECTION SERVICES	45,000,000.00	6,517,000.00	6,517,000.00	14.5%	38,483,000.00
70321	FIRE PROTECTION SERVICES	45,000,000.00	6,517,000.00	6,517,000.00	14.5%	38,483,000.00
7033	LAW COURTS	708,850,000.00	56,734,500.00	56,734,500.00	8.0%	652,115,500.00
70331	LAW COURTS	708,850,000.00	56,734,500.00	56,734,500.00	8.0%	652,115,500.00
704	ECONOMIC AFFAIRS	6,147,837,000.00	1,454,372,122.09	1,454,372,122.09	23.7%	4,693,464,877.91
7041	GENERAL ECONOMIC, COMMERCIAL, AND LABOUR AFFAIRS	128,700,000.00	26,687,000.00	26,687,000.00	20.7%	102,013,000.00
70411	GENERAL ECONOMIC AND COMMERCIAL AFFAIRS	128,700,000.00	26,687,000.00	26,687,000.00	20.7%	102,013,000.00
7042	AGRICULTURE, FORESTRY, FISHING, AND HUNTING	160,075,000.00	41,924,955.05	41,924,955.05	26.2%	118,150,044.95
70421	AGRICULTURE	138,275,000.00	34,048,000.00	34,048,000.00	24.6%	104,227,000.00
70422	FORESTRY	21,800,000.00	7,876,955.05	7,876,955.05	36.1%	13,923,044.95
7043	FUEL AND ENERGY	3,832,230,000.00	967,700,812.19	967,700,812.19	25.3%	2,864,529,187.81
70435	ELECTRICITY	3,832,230,000.00	967,700,812.19	967,700,812.19	25.3%	2,864,529,187.81
7044	MINING, MANUFACTURING, AND CONSTRUCTION	7,800,000.00	800,000.00	800,000.00	10.3%	7,000,000.00
70441	MINING OF MINERAL RESOURCES OTHER THAN MINERAL FUELS	7,800,000.00	800,000.00	800,000.00	10.3%	7,000,000.00
7045	TRANSPORT	1,819,032,000.00	234,066,866.85	234,066,866.85	12.9%	1,584,965,133.15
70451	ROAD TRANSPORT	1,814,532,000.00	233,016,866.85	233,016,866.85	12.8%	1,581,515,133.15
70454	AIR TRANSPORT	4,500,000.00	1,050,000.00	1,050,000.00	23.3%	3,450,000.00
7046	COMMUNICATION	200,000,000.00	183,192,488.00	183,192,488.00	91.6%	16,807,512.00
70461	COMMUNICATION	200,000,000.00	183,192,488.00	183,192,488.00	91.6%	16,807,512.00
705	ENVIRONMENTAL PROTECTION	1,535,205,000.00	191,052,834.18	191,052,834.18	12.4%	1,344,152,165.82
7051	WASTE MANAGEMENT	500,000,000.00	136,927,499.99	136,927,499.99	27.4%	363,072,500.01
70511	WASTE MANAGEMENT	500,000,000.00	136,927,499.99	136,927,499.99	27.4%	363,072,500.01
7055	R&D ENVIRONMENTAL PROTECTION	30,000,000.00	600,000.00	600,000.00	2.0%	29,400,000.00
70551	R & D ENVIRONMENTAL PROTECTION	30,000,000.00	600,000.00	600,000.00	2.0%	29,400,000.00
7056	ENVIRONMENTAL PROTECTION N.E.C.	1,005,205,000.00	53,525,334.19	53,525,334.19	5.3%	951,679,665.81
70561	ENVIRONMENTAL PROTECTION N.E.C.	1,005,205,000.00	53,525,334.19	53,525,334.19	5.3%	951,679,665.81
706	HOUSING AND COMMUNITY AMMENITIES	1,023,422,000.00	379,855,627.15	379,855,627.15	37.1%	643,566,372.85
7061	HOUSING DEVELOPMENT	211,250,000.00	100,734,627.15	100,734,627.15	47.7%	110,515,372.85

Ekiti State Government Budget Performance Report 2026 Q1 - Overhead Expenditure by Functional Classification

Code	Function	2026 Original Budget	2026 Q1 Performance	2026 Performance Year to Date (Q1)	% Performance Year to Date against 2026 Original Budget	Balance (against Original Budget)
70611	HOUSING DEVELOPMENT	211,250,000.00	100,734,627.15	100,734,627.15	47.7%	110,515,372.85
7062	COMMUNITY DEVELOPMENT	152,610,000.00	40,771,000.00	40,771,000.00	26.7%	111,839,000.00
70621	COMMUNITY DEVELOPMENT	152,610,000.00	40,771,000.00	40,771,000.00	26.7%	111,839,000.00
7063	WATER SUPPLY	647,262,000.00	237,245,000.00	237,245,000.00	36.7%	410,017,000.00
70631	WATER SUPPLY	647,262,000.00	237,245,000.00	237,245,000.00	36.7%	410,017,000.00
7066	HOUSING AND COMMUNITY AMENITIES N.E.C.	12,300,000.00	1,105,000.00	1,105,000.00	9.0%	11,195,000.00
70661	HOUSING AND COMMUNITY AMENITIES N.E.C.	12,300,000.00	1,105,000.00	1,105,000.00	9.0%	11,195,000.00
707	HEALTH	2,243,140,000.00	381,184,599.67	381,184,599.67	17.0%	1,861,955,400.33
7071	MEDICAL PRODUCTS, APPLIANCES, AND EQUIPMENT	6,000,000.00	1,200,000.00	1,200,000.00	20.0%	4,800,000.00
70711	PHARMACEUTICAL PRODUCTS	6,000,000.00	1,200,000.00	1,200,000.00	20.0%	4,800,000.00
7073	HOSPITAL SERVICES	200,000,000.00	76,584,190.28	76,584,190.28	38.3%	123,415,809.72
70731	GENERAL HOSPITAL SERVICES	200,000,000.00	76,584,190.28	76,584,190.28	38.3%	123,415,809.72
7074	PUBLIC HEALTH SERVICES	1,415,940,000.00	133,227,933.39	133,227,933.39	9.4%	1,282,712,066.61
70741	PUBLIC HEALTH SERVICES	1,415,940,000.00	133,227,933.39	133,227,933.39	9.4%	1,282,712,066.61
7076	HEALTH N.E.C.	621,200,000.00	170,172,476.00	170,172,476.00	27.4%	451,027,524.00
70761	HEALTH N.E.C.	621,200,000.00	170,172,476.00	170,172,476.00	27.4%	451,027,524.00
708	RECREATION, CULTURE AND RELIGION	1,261,146,000.00	142,852,134.00	142,852,134.00	11.3%	1,118,293,866.00
7081	RECREATIONAL AND SPORTING SERVICES	143,100,000.00	15,398,000.00	15,398,000.00	10.8%	127,702,000.00
70811	RECREATIONAL AND SPORTING SERVICES	143,100,000.00	15,398,000.00	15,398,000.00	10.8%	127,702,000.00
7082	CULTURAL SERVICES	203,000,000.00	9,075,000.00	9,075,000.00	4.5%	193,925,000.00
70821	CULTURAL SERVICES	203,000,000.00	9,075,000.00	9,075,000.00	4.5%	193,925,000.00
7083	BROADCASTING AND PUBLISHING SERVICES	525,000,000.00	52,100,000.00	52,100,000.00	9.9%	472,900,000.00
70831	BROADCASTING AND PUBLISHING SERVICES	525,000,000.00	52,100,000.00	52,100,000.00	9.9%	472,900,000.00
7084	RELIGIOUS AND OTHER COMMUNITY SERVICES	390,046,000.00	66,279,134.00	66,279,134.00	17.0%	323,766,866.00
70841	RELIGIOUS AND OTHER COMMUNITY SERVICES	390,046,000.00	66,279,134.00	66,279,134.00	17.0%	323,766,866.00
709	EDUCATION	2,487,521,168.34	753,188,800.00	753,188,800.00	30.3%	1,734,332,368.34
7091	PRE-PRIMARY AND PRIMARY EDUCATION	42,500,000.00	6,500,000.00	6,500,000.00	15.3%	36,000,000.00
70912	PRIMARY EDUCATION	42,500,000.00	6,500,000.00	6,500,000.00	15.3%	36,000,000.00
7092	SECONDARY EDUCATION	86,535,000.00	12,277,500.00	12,277,500.00	14.2%	74,257,500.00
70922	UPPER-SECONDARY EDUCATION	86,535,000.00	12,277,500.00	12,277,500.00	14.2%	74,257,500.00
7094	TERTIARY EDUCATION	305,000,000.00	2,600,000.00	2,600,000.00	0.9%	302,400,000.00
70942	SECOND STAGE OF TERTIARY EDUCATION	305,000,000.00	2,600,000.00	2,600,000.00	0.9%	302,400,000.00
7095	EDUCATION NOT DEFINABLE BY LEVEL	41,500,000.00	979,400.00	979,400.00	2.4%	40,520,600.00
70951	EDUCATION NOT DEFINABLE BY LEVEL	41,500,000.00	979,400.00	979,400.00	2.4%	40,520,600.00
7097	R & D EDUCATION	20,000,000.00	1,500,000.00	1,500,000.00	7.5%	18,500,000.00
70971	R & D EDUCATION	20,000,000.00	1,500,000.00	1,500,000.00	7.5%	18,500,000.00
7098	EDUCATION N.E.C.	1,991,986,168.34	729,331,900.00	729,331,900.00	36.6%	1,262,654,268.34

Ekiti State Government Budget Performance Report 2026 Q1 - Overhead Expenditure by Functional Classification

Code	Function	2026 Original Budget	2026 Q1 Performance	2026 Performance Year to Date (Q1)	% Performance Year to Date against 2026 Original Budget	Balance (against Original Budget)
70981	EDUCATION N.E.C	1,991,986,168.34	729,331,900.00	729,331,900.00	36.6%	1,262,654,268.34
710	SOCIAL PROTECTION	2,477,940,275.00	390,719,095.21	390,719,095.21	15.8%	2,087,221,179.79
7101	SICKNESS AND DISABILITY	100,000,000.00	9,600,000.00	9,600,000.00	9.6%	90,400,000.00
71012	DISABILITY	100,000,000.00	9,600,000.00	9,600,000.00	9.6%	90,400,000.00
7102	OLD AGE	68,120,000.00	31,443,135.11	31,443,135.11	46.2%	36,676,864.89
71021	OLD AGE	68,120,000.00	31,443,135.11	31,443,135.11	46.2%	36,676,864.89
7104	FAMILY AND CHILDREN	1,937,540,000.00	290,533,961.10	290,533,961.10	15.0%	1,647,006,038.90
71041	FAMILY AND CHILDREN	1,937,540,000.00	290,533,961.10	290,533,961.10	15.0%	1,647,006,038.90
7105	UNEMPLOYMENT	179,350,000.00	43,184,999.00	43,184,999.00	24.1%	136,165,001.00
71051	UNEMPLOYMENT	179,350,000.00	43,184,999.00	43,184,999.00	24.1%	136,165,001.00
7106	HOUSING	30,100,000.00	2,800,000.00	2,800,000.00	9.3%	27,300,000.00
71061	HOUSING	30,100,000.00	2,800,000.00	2,800,000.00	9.3%	27,300,000.00
7107	SOCIAL EXCLUSION N.E.C	91,330,275.00	6,250,000.00	6,250,000.00	6.8%	85,080,275.00
71071	SOCIAL EXCLUSION N.E.C.	91,330,275.00	6,250,000.00	6,250,000.00	6.8%	85,080,275.00
7109	SOCIAL PROTECTION N.E.C.	71,500,000.00	6,907,000.00	6,907,000.00	9.7%	64,593,000.00
71091	SOCIAL PROTECTION N.E.C.	71,500,000.00	6,907,000.00	6,907,000.00	9.7%	64,593,000.00

Table 13: Capital Expenditure by Functional Classification**Ekiti State Government Budget Performance Report 2026 Q1 - Capital Expenditure by Functional Classification**

Code	Function	2026 Original Budget	2026 Q1 Performance	2026 Performance Year to Date (Q1)	% Performance Year to Date against 2026 Original Budget	Balance (against Original Budget)
	Total Capital Expenditure	193,699,231,067.60	16,921,126,367.67	16,921,126,367.67	8.7%	176,778,104,699.94
701	GENERAL PUBLIC SERVICES	20,660,527,571.69	1,021,172,583.63	1,021,172,583.63	4.9%	19,639,354,988.06
7011	EXECUTIVE AND LEGISLATIVE ORGANS, FINANCIAL AND FISCAL AFFAIRS, EXT	17,438,777,571.69	858,575,883.63	858,575,883.63	4.9%	16,580,201,688.06
70111	EXECUTIVE AND LEGISLATIVE ORGANS	16,386,872,230.17	713,628,939.00	713,628,939.00	4.4%	15,673,243,291.17
70112	FINANCIAL AND FISCAL AFFAIRS	1,051,905,341.52	144,946,944.63	144,946,944.63	13.8%	906,958,396.89
7013	GENERAL SERVICES	3,141,750,000.00	162,596,700.00	162,596,700.00	5.2%	2,979,153,300.00
70131	GENERAL PERSONNEL SERVICES	2,620,750,000.00	162,596,700.00	162,596,700.00	6.2%	2,458,153,300.00
70133	OTHER GENERAL SERVICES	521,000,000.00	-	-	0.0%	521,000,000.00
7016	GENERAL PUBLIC SERVICES N.E.C.	80,000,000.00	-	-	0.0%	80,000,000.00
70161	GENERAL PUBLIC SERVICES N.E.C.	80,000,000.00	-	-	0.0%	80,000,000.00
703	PUBLIC ORDER AND SAFETY	1,674,734,907.15	-	-	0.0%	1,674,734,907.15
7031	POLICE SERVICES	20,000,000.00	-	-	0.0%	20,000,000.00
70311	POLICE SERVICES	20,000,000.00	-	-	0.0%	20,000,000.00
7033	LAW COURTS	1,363,068,240.49	-	-	0.0%	1,363,068,240.49
70331	LAW COURTS	1,363,068,240.49	-	-	0.0%	1,363,068,240.49
7036	PUBLIC ORDER AND SAFETY N.E.C.	291,666,666.66	-	-	0.0%	291,666,666.66
70361	PUBLIC ORDER AND SAFETY N.E.C.	291,666,666.66	-	-	0.0%	291,666,666.66
704	ECONOMIC AFFAIRS	123,400,881,173.29	10,143,815,145.72	10,143,815,145.72	8.2%	113,257,066,027.57
7041	GENERAL ECONOMIC, COMMERCIAL, AND LABOUR AFFAIRS	4,030,171,766.84	-	-	0.0%	4,030,171,766.84
70411	GENERAL ECONOMIC AND COMMERCIALAFFAIRS	4,030,171,766.84	-	-	0.0%	4,030,171,766.84
7042	AGRICULTURE, FORESTRY, FISHING, AND HUNTING	22,212,888,158.59	211,969,034.96	211,969,034.96	1.0%	22,000,919,123.63
70421	AGRICULTURE	10,903,333,333.34	83,550,000.00	83,550,000.00	0.8%	10,819,783,333.34
70422	FORESTRY	11,309,554,825.25	128,419,034.96	128,419,034.96	1.1%	11,181,135,790.29
7043	FUEL AND ENERGY	2,936,189,883.50	600,000,000.00	600,000,000.00	20.4%	2,336,189,883.50
70435	ELECTRICITY	2,936,189,883.50	600,000,000.00	600,000,000.00	20.4%	2,336,189,883.50
7044	MINING, MANUFACTURING, AND CONSTRUCTION	8,838,733,599.33	-	-	0.0%	8,838,733,599.33
70441	MINING OF MINERAL RESOURCES OTHER THAN MINERAL FUELS	189,107,675.77	-	-	0.0%	189,107,675.77
70443	CONSTRUCTION	8,649,625,923.56	-	-	0.0%	8,649,625,923.56
7045	TRANSPORT	80,182,491,759.13	9,199,846,110.76	9,199,846,110.76	11.5%	70,982,645,648.37
70451	ROAD TRANSPORT	80,182,491,759.13	9,199,846,110.76	9,199,846,110.76	11.5%	70,982,645,648.37
7046	COMMUNICATION	2,040,000,000.00	-	-	0.0%	2,040,000,000.00
70461	COMMUNICATION	2,040,000,000.00	-	-	0.0%	2,040,000,000.00
7047	OTHER INDUSTRIES	3,160,406,005.90	132,000,000.00	132,000,000.00	4.2%	3,028,406,005.90
70471	DISTRIBUTIVE TRADE, STORAGE AND WAREHOUSING	2,685,500,000.00	132,000,000.00	132,000,000.00	4.9%	2,553,500,000.00
70473	TOURISM	474,906,005.90	-	-	0.0%	474,906,005.90
705	ENVIRONMENTAL PROTECTION	5,177,613,063.19	150,000,000.00	150,000,000.00	2.9%	5,027,613,063.19
7051	WASTE MANAGEMENT	688,679,170.61	-	-	0.0%	688,679,170.61
70511	WASTE MANAGEMENT	688,679,170.61	-	-	0.0%	688,679,170.61

Ekiti State Government Budget Performance Report 2026 Q1 - Capital Expenditure by Functional Classification

Code	Function	2026 Original Budget	2026 Q1 Performance	2026 Performance Year to Date (Q1)	% Performance Year to Date against 2026 Original Budget	Balance (against Original Budget)
7054	PROTECTION OF BIODIVERSITY AND LANDSCAPE	3,000,000.00	-	-	0.0%	3,000,000.00
70541	PROTECTION OF BIODIVERSITY AND LANDSCAPE	3,000,000.00	-	-	0.0%	3,000,000.00
7056	ENVIRONMENTAL PROTECTION N.E.C.	4,485,933,892.58	150,000,000.00	150,000,000.00	3.3%	4,335,933,892.58
70561	ENVIRONMENTAL PROTECTION N.E.C.	4,485,933,892.58	150,000,000.00	150,000,000.00	3.3%	4,335,933,892.58
706	HOUSING AND COMMUNITY AMMENITIES	16,878,776,802.88	1,970,039,751.35	1,970,039,751.35	11.7%	14,908,737,051.53
7061	HOUSING DEVELOPMENT	4,093,768,230.00	62,950,716.50	62,950,716.50	1.5%	4,030,817,513.50
70611	HOUSING DEVELOPMENT	4,093,768,230.00	62,950,716.50	62,950,716.50	1.5%	4,030,817,513.50
7062	COMMUNITY DEVELOPMENT	1,518,833,708.88	-	-	0.0%	1,518,833,708.88
70621	COMMUNITY DEVELOPMENT	1,518,833,708.88	-	-	0.0%	1,518,833,708.88
7063	WATER SUPPLY	11,060,174,864.00	1,907,089,034.85	1,907,089,034.85	17.2%	9,153,085,829.15
70631	WATER SUPPLY	11,060,174,864.00	1,907,089,034.85	1,907,089,034.85	17.2%	9,153,085,829.15
7064	STREET LIGHTING	206,000,000.00	-	-	0.0%	206,000,000.00
70641	STREET LIGHTING	206,000,000.00	-	-	0.0%	206,000,000.00
707	HEALTH	5,224,728,758.71	462,391,638.60	462,391,638.60	8.9%	4,762,337,120.11
7071	MEDICAL PRODUCTS, APPLIANCES, AND EQUIPMENT	72,894,500.03	-	-	0.0%	72,894,500.03
70711	PHARMACEUTICAL PRODUCTS	47,894,500.03	-	-	0.0%	47,894,500.03
70712	OTHER MEDICAL PRODUCTS	25,000,000.00	-	-	0.0%	25,000,000.00
7072	OUTPATIENT SERVICES	289,000,000.00	-	-	0.0%	289,000,000.00
70721	GENERAL MEDICAL SERVICES	289,000,000.00	-	-	0.0%	289,000,000.00
7073	HOSPITAL SERVICES	200,682,369.16	-	-	0.0%	200,682,369.16
70731	GENERAL HOSPITAL SERVICES	85,682,369.16	-	-	0.0%	85,682,369.16
70733	MEDICAL AND MATERNITY CENTRE SERVICES	115,000,000.00	-	-	0.0%	115,000,000.00
7074	PUBLIC HEALTH SERVICES	827,253,399.36	-	-	0.0%	827,253,399.36
70741	PUBLIC HEALTH SERVICES	827,253,399.36	-	-	0.0%	827,253,399.36
7076	HEALTH N.E.C.	3,834,898,490.16	462,391,638.60	462,391,638.60	12.1%	3,372,506,851.56
70761	HEALTH N.E.C.	3,834,898,490.16	462,391,638.60	462,391,638.60	12.1%	3,372,506,851.56
708	RECREATION, CULTURE AND RELIGION	4,380,629,364.26	792,244,971.00	792,244,971.00	18.1%	3,588,384,393.26
7081	RECREATIONAL AND SPORTING SERVICES	2,255,000,000.00	792,244,971.00	792,244,971.00	35.1%	1,462,755,029.00
70811	RECREATIONAL AND SPORTING SERVICES	2,255,000,000.00	792,244,971.00	792,244,971.00	35.1%	1,462,755,029.00
7082	CULTURAL SERVICES	2,000,000,000.00	-	-	0.0%	2,000,000,000.00
70821	CULTURAL SERVICES	2,000,000,000.00	-	-	0.0%	2,000,000,000.00
7083	BROADCASTING AND PUBLISHING SERVICES	120,629,364.26	-	-	0.0%	120,629,364.26
70831	BROADCASTING AND PUBLISHING SERVICES	120,629,364.26	-	-	0.0%	120,629,364.26
7084	RELIGIOUS AND OTHER COMMUNITY SERVICES	5,000,000.00	-	-	0.0%	5,000,000.00
70841	RELIGIOUS AND OTHER COMMUNITY SERVICES	5,000,000.00	-	-	0.0%	5,000,000.00
709	EDUCATION	12,698,233,170.63	2,381,462,277.37	2,381,462,277.37	18.8%	10,316,770,893.26
7091	PRE-PRIMARY AND PRIMARY EDUCATION	7,616,285,168.92	2,381,462,277.37	2,381,462,277.37	31.3%	5,234,822,891.55
70912	PRIMARY EDUCATION	7,616,285,168.92	2,381,462,277.37	2,381,462,277.37	31.3%	5,234,822,891.55

Ekiti State Government Budget Performance Report 2026 Q1 - Capital Expenditure by Functional Classification

Code	Function	2026 Original Budget	2026 Q1 Performance	2026 Performance Year to Date (Q1)	% Performance Year to Date against 2026 Original Budget	Balance (against Original Budget)
7092	SECONDARY EDUCATION	3,886,948,001.71	-	-	0.0%	3,886,948,001.71
70921	LOWER SECONDARY EDUCATION	34,000,000.00	-	-	0.0%	34,000,000.00
70922	UPPER-SECONDARY EDUCATION	3,852,948,001.71	-	-	0.0%	3,852,948,001.71
7094	TERTIARY EDUCATION	865,000,000.00	-	-	0.0%	865,000,000.00
70941	FIRST STAGE OF TERTIARY EDUCATION	150,000,000.00	-	-	0.0%	150,000,000.00
70942	SECOND STAGE OF TERTIARY EDUCATION	715,000,000.00	-	-	0.0%	715,000,000.00
7095	EDUCATION NOT DEFINABLE BY LEVEL	107,500,000.00	-	-	0.0%	107,500,000.00
70951	EDUCATION NOT DEFINABLE BY LEVEL	107,500,000.00	-	-	0.0%	107,500,000.00
7096	SUBSIDIARY SERVICES TO EDUCATION	50,000,000.00	-	-	0.0%	50,000,000.00
70961	SUBSIDIARY SERVICES TO EDUCATION	50,000,000.00	-	-	0.0%	50,000,000.00
7097	R & D EDUCATION	100,000,000.00	-	-	0.0%	100,000,000.00
70971	R & D EDUCATION	100,000,000.00	-	-	0.0%	100,000,000.00
7098	EDUCATION N.E.C.	72,500,000.00	-	-	0.0%	72,500,000.00
70981	EDUCATION N.E.C	72,500,000.00	-	-	0.0%	72,500,000.00
710	SOCIAL PROTECTION	3,603,106,255.80	-	-	0.0%	3,603,106,255.80
7102	OLD AGE	119,145,575.00	-	-	0.0%	119,145,575.00
71021	OLD AGE	119,145,575.00	-	-	0.0%	119,145,575.00
7104	FAMILY AND CHILDREN	1,377,648,284.57	-	-	0.0%	1,377,648,284.57
71041	FAMILY AND CHILDREN	1,377,648,284.57	-	-	0.0%	1,377,648,284.57
7105	UNEMPLOYMENT	1,175,729,274.01	-	-	0.0%	1,175,729,274.01
71051	UNEMPLOYMENT	1,175,729,274.01	-	-	0.0%	1,175,729,274.01
7106	HOUSING	40,000,000.00	-	-	0.0%	40,000,000.00
71061	HOUSING	40,000,000.00	-	-	0.0%	40,000,000.00
7107	SOCIAL EXCLUSION N.E.C	262,440,956.38	-	-	0.0%	262,440,956.38
71071	SOCIAL EXCLUSION N.E.C.	262,440,956.38	-	-	0.0%	262,440,956.38
7109	SOCIAL PROTECTION N.E.C.	628,142,165.84	-	-	0.0%	628,142,165.84
71091	SOCIAL PROTECTION N.E.C.	628,142,165.84	-	-	0.0%	628,142,165.84

Table 14: Other Expenditure by Functional Classification

Ekiti State Government Budget Performance Report 2026 Q1 - Other Expenditure by Functional Classification

Code	Function	2026 Original Budget	2026 Q1 Performance	2026 Performance Year to Date (Q1)	% Performance Year to Date against 2026 Original Budget	Balance (against Original Budget)
	Total Other Expenditure	77,597,199,383.42	19,184,034,324.06	19,184,034,324.06	24.7%	58,413,165,059.36
701	GENERAL PUBLIC SERVICES	37,778,000,000.00	5,289,229,827.23	5,289,229,827.23	14.0%	32,488,770,172.77
7011	EXECUTIVE AND LEGISLATIVE ORGANS, FINANCIAL AND FISCAL AFFAIRS, EXT	3,700,000,000.00	863,286,394.91	863,286,394.91	23.3%	2,836,713,605.09
70111	EXECUTIVE AND LEGISLATIVE ORGANS	200,000,000.00	-	-	0.0%	200,000,000.00
70112	FINANCIAL AND FISCAL AFFAIRS	3,500,000,000.00	863,286,394.91	863,286,394.91	24.7%	2,636,713,605.09
7013	GENERAL SERVICES	40,000,000.00	-	-	0.0%	40,000,000.00
70133	OTHER GENERAL SERVICES	40,000,000.00	-	-	0.0%	40,000,000.00
7017	PUBLIC DEBT TRANSACTIONS	32,000,000,000.00	4,196,541,945.30	4,196,541,945.30	13.1%	27,803,458,054.70
70171	PUBLIC DEBT TRANSACTIONS	32,000,000,000.00	4,196,541,945.30	4,196,541,945.30	13.1%	27,803,458,054.70
7018	TRANSFERS OF A GENERAL CHARACTER BETWEEN DIFFERENT LEVELS OF GOVE	2,038,000,000.00	229,401,487.02	229,401,487.02	11.3%	1,808,598,512.98
70181	TRANSFERS OF A GENERAL CHARACTER BETWEEN DIFFERENT LEVELS OF GOVERNMENT	2,038,000,000.00	229,401,487.02	229,401,487.02	11.3%	1,808,598,512.98
703	PUBLIC ORDER AND SAFETY	5,366,686,762.93	1,208,580,278.28	1,208,580,278.28	22.5%	4,158,106,484.65
7032	FIRE PROTECTION SERVICES	3,200,000,000.00	773,205,726.72	773,205,726.72	24.2%	2,426,794,273.28
70321	FIRE PROTECTION SERVICES	3,200,000,000.00	773,205,726.72	773,205,726.72	24.2%	2,426,794,273.28
7033	LAW COURTS	2,154,686,762.93	432,374,551.56	432,374,551.56	20.1%	1,722,312,211.37
70331	LAW COURTS	2,154,686,762.93	432,374,551.56	432,374,551.56	20.1%	1,722,312,211.37
7036	PUBLIC ORDER AND SAFETY N.E.C.	12,000,000.00	3,000,000.00	3,000,000.00	25.0%	9,000,000.00
70361	PUBLIC ORDER AND SAFETY N.E.C.	12,000,000.00	3,000,000.00	3,000,000.00	25.0%	9,000,000.00
707	HEALTH	6,876,929,996.72	1,701,539,213.75	1,701,539,213.75	24.7%	5,175,390,782.97
7073	HOSPITAL SERVICES	6,876,929,996.72	1,701,539,213.75	1,701,539,213.75	24.7%	5,175,390,782.97
70731	GENERAL HOSPITAL SERVICES	6,876,929,996.72	1,701,539,213.75	1,701,539,213.75	24.7%	5,175,390,782.97
708	RECREATION, CULTURE AND RELIGION	168,000,000.00	66,000,000.00	66,000,000.00	39.3%	102,000,000.00
7081	RECREATIONAL AND SPORTING SERVICES	168,000,000.00	66,000,000.00	66,000,000.00	39.3%	102,000,000.00
70811	RECREATIONAL AND SPORTING SERVICES	168,000,000.00	66,000,000.00	66,000,000.00	39.3%	102,000,000.00
709	EDUCATION	27,307,582,623.77	10,884,685,004.80	10,884,685,004.80	39.9%	16,422,897,618.97
7092	SECONDARY EDUCATION	77,200,000.00	3,897,000.00	3,897,000.00	5.0%	73,303,000.00
70922	UPPER-SECONDARY EDUCATION	77,200,000.00	3,897,000.00	3,897,000.00	5.0%	73,303,000.00
7094	TERTIARY EDUCATION	26,600,382,623.77	10,677,499,004.80	10,677,499,004.80	40.1%	15,922,883,618.97
70941	FIRST STAGE OF TERTIARY EDUCATION	2,308,984,105.34	852,594,975.71	852,594,975.71	36.9%	1,456,389,129.63
70942	SECOND STAGE OF TERTIARY EDUCATION	24,291,398,518.43	9,824,904,029.09	9,824,904,029.09	40.4%	14,466,494,489.34
7098	EDUCATION N.E.C.	630,000,000.00	203,289,000.00	203,289,000.00	32.3%	426,711,000.00
70981	EDUCATION N.E.C.	630,000,000.00	203,289,000.00	203,289,000.00	32.3%	426,711,000.00
710	SOCIAL PROTECTION	100,000,000.00	34,000,000.00	34,000,000.00	34.0%	66,000,000.00
7109	SOCIAL PROTECTION N.E.C.	100,000,000.00	34,000,000.00	34,000,000.00	34.0%	66,000,000.00
71091	SOCIAL PROTECTION N.E.C.	100,000,000.00	34,000,000.00	34,000,000.00	34.0%	66,000,000.00

2.F Expenditure by Programme Classification

Table 15: Total Expenditure by Programme Classification

Ekiti State Government Budget Performance Report 2026 Q1 - Total Expenditure by Programme Classification

Code	Programme (Sector and Objective)	2026 Original Budget	2026 Q1 Performance	2026 Performance Year to Date (Q1)	% Performance Year to Date against 2026 Original Budget	Balance (against Original Budget)
	Total Expenditure	415,572,070,139.44	68,673,196,900.93	68,673,196,900.93	16.5%	346,898,873,238.52
01	Agriculture	31,757,721,131.10	862,170,194.37	862,170,194.37	2.7%	30,895,550,936.73
0101	Effective governance of the Agriculture Sector	21,553,392,745.20	486,497,951.48	486,497,951.48	2.3%	21,066,894,793.72
0102	Development of the livestock value chain	1,012,500,000.01	122,253,773.96	122,253,773.96	12.1%	890,246,226.05
0103	Enhancement of food production and productivity	5,960,000,000.00	12,000,000.00	12,000,000.00	0.2%	5,948,000,000.00
0104	Reduction of post-harvest losses	168,945,771.58	13,525,302.47	13,525,302.47	8.0%	155,420,469.11
0105	Enhancement of fisheries resources development (aquaculture, marine, inland, artisanal)	20,000,000.00	-	-	0.0%	20,000,000.00
0106	Promotion of forest resource conservation and preservation of biodiversity	313,710,560.20	69,534,926.63	69,534,926.63	22.2%	244,175,633.57
0107	Promotion of enabling environment for increased agricultural development	2,638,672,054.11	88,358,239.83	88,358,239.83	3.3%	2,550,313,814.28
0110	Agriculture Sector Expenditures Not Elsewhere Classified	90,500,000.00	70,000,000.00	70,000,000.00	77.3%	20,500,000.00
02	Societal Re-orientation	4,747,367,159.91	425,807,949.66	425,807,949.66	9.0%	4,321,559,210.25
0210	Societal Re-orientation - General	4,747,367,159.91	425,807,949.66	425,807,949.66	9.0%	4,321,559,210.25
03	Poverty Alleviation	3,207,737,828.81	103,652,727.38	103,652,727.38	3.2%	3,104,085,101.43
0310	Poverty Alleviation - General	3,207,737,828.81	103,652,727.38	103,652,727.38	3.2%	3,104,085,101.43
04	Health	21,362,053,710.28	4,249,255,587.74	4,249,255,587.74	19.9%	17,112,798,122.54
0401	Effective governance of the health system	7,138,207,930.13	1,674,385,683.25	1,674,385,683.25	23.5%	5,463,822,246.88
0402	Community engagement and participation in health	1,200,000.00	300,000.00	300,000.00	25.0%	900,000.00
0403	Enhancement of the delivery of Essential Package of Health Services (EPHS) to all citizens	251,000,000.00	1,890,000.00	1,890,000.00	0.8%	249,110,000.00
0404	Provision of the right number and right skill mix of competent, motivated, and productive Human Resources	1,259,771,292.84	277,442,823.21	277,442,823.21	22.0%	982,328,469.63
0405	Provision of adequate and modern health infrastructure for health services delivery	11,357,374,978.48	2,163,930,852.35	2,163,930,852.35	19.1%	9,193,444,126.13
0406	Provision of quality, affordable, available, and safe medicines, vaccines, and other health commodities	138,951,988.73	15,523,406.98	15,523,406.98	11.2%	123,428,581.75
0409	Provision of universal health coverage and financial risk protection for citizens	1,215,547,520.10	115,782,821.95	115,782,821.95	9.5%	1,099,764,698.15
05	Education	65,669,892,746.95	20,189,364,116.17	20,189,364,116.17	30.7%	45,480,528,630.78
0501	Effective governance of the education system	27,858,639,371.14	7,274,136,307.87	7,274,136,307.87	26.1%	20,584,503,063.27
0502	Increase in access, retention, and completion rate at all levels	25,820,235,679.21	10,409,122,675.97	10,409,122,675.97	40.3%	15,411,113,003.24
0503	Equity and inclusiveness in the provision of educational services	692,584,525.97	124,642,854.96	124,642,854.96	18.0%	567,941,671.01
0504	Improved quality of teaching and learning outcomes	2,000,000.00	-	-	0.0%	2,000,000.00
0505	Adequate infrastructure at all levels	11,296,433,170.63	2,381,462,277.37	2,381,462,277.37	21.1%	8,914,970,893.26
06	Housing and Urban Development	4,817,148,943.69	339,304,972.34	339,304,972.34	7.0%	4,477,843,971.35
0610	Housing and Urban Development - General	4,817,148,943.69	339,304,972.34	339,304,972.34	7.0%	4,477,843,971.35
07	Gender	3,700,906,655.81	353,262,985.34	353,262,985.34	9.5%	3,347,643,670.47
0710	Gender - General	3,700,906,655.81	353,262,985.34	353,262,985.34	9.5%	3,347,643,670.47
08	Youth	836,108,174.98	171,561,686.65	171,561,686.65	20.5%	664,546,488.33
0810	Youth - General	836,108,174.98	171,561,686.65	171,561,686.65	20.5%	664,546,488.33
09	Environmental Improvement	6,611,109,249.49	482,347,044.73	482,347,044.73	7.3%	6,128,762,204.76
0910	Environmental Improvement - General	6,611,109,249.49	482,347,044.73	482,347,044.73	7.3%	6,128,762,204.76
10	Water Resources and Rural Development	10,734,242,613.79	2,341,244,444.06	2,341,244,444.06	21.8%	8,392,998,169.73
1010	Water Resources and Rural Deve - General	10,734,242,613.79	2,341,244,444.06	2,341,244,444.06	21.8%	8,392,998,169.73

Ekiti State Government Budget Performance Report 2026 Q1 - Total Expenditure by Programme Classification

Code	Programme (Sector and Objective)	2026 Original Budget	2026 Q1 Performance	2026 Performance Year to Date (Q1)	% Performance Year to Date against 2026 Original Budget	Balance (against Original Budget)
11	Information Communication and Technology	4,246,281,254.83	234,985,605.77	234,985,605.77	5.5%	4,011,295,649.06
1110	Information Communication and Technology - General	4,246,281,254.83	234,985,605.77	234,985,605.77	5.5%	4,011,295,649.06
12	Growing the Private Sector	5,132,714,771.99	146,854,672.23	146,854,672.23	2.9%	4,985,860,099.76
1210	Growing the Private Sector - General	5,132,714,771.99	146,854,672.23	146,854,672.23	2.9%	4,985,860,099.76
13	Reform of Government and Governance	168,811,740,743.07	27,655,611,607.22	27,655,611,607.22	16.4%	141,156,129,135.85
1310	Reform of Government and Governance - General	168,811,740,743.07	27,655,611,607.22	27,655,611,607.22	16.4%	141,156,129,135.85
14	Power	9,400,670,016.95	1,516,325,384.79	1,516,325,384.79	16.1%	7,884,344,632.16
1410	Power - General	9,400,670,016.95	1,516,325,384.79	1,516,325,384.79	16.1%	7,884,344,632.16
17	Road	63,133,191,331.35	6,959,767,846.01	6,959,767,846.01	11.0%	56,173,423,485.34
1710	Road - General	63,133,191,331.35	6,959,767,846.01	6,959,767,846.01	11.0%	56,173,423,485.34
18	Airways	4,584,500,000.00	1,608,197,812.00	1,608,197,812.00	35.1%	2,976,302,188.00
1810	Airways - General	4,584,500,000.00	1,608,197,812.00	1,608,197,812.00	35.1%	2,976,302,188.00
21	Oil and Gas Infrastructure	6,309,596,414.28	1,012,725,741.21	1,012,725,741.21	16.1%	5,296,870,673.07
2110	Oil and Gas Infrastructure - General	6,309,596,414.28	1,012,725,741.21	1,012,725,741.21	16.1%	5,296,870,673.07
23	Social Protection	509,087,392.16	20,756,523.26	20,756,523.26	4.1%	488,330,868.90
2302	Reduce Poverty and Vulnerability	24,374,674.63	5,805,644.03	5,805,644.03	23.8%	18,569,030.60
2303	Promote gender equity and social justice	100,107,675.77	-	-	0.0%	100,107,675.77
2306	Disability and Survival Support	384,605,041.76	14,950,879.23	14,950,879.23	3.9%	369,654,162.53

Table 16: Personnel Expenditure by Programme Classification

Ekiti State Government Budget Performance Report 2026 Q1 - Personnel Expenditure by Programme Classification

Code	Programme (Sector and Objective)	2026 Original Budget	2026 Q1 Performance	2026 Performance Year to Date (Q1)	% Performance Year to Date against 2026 Original Budget	Balance (against Original Budget)
	Total Personnel Expenditure	64,764,450,601.74	15,133,049,386.42	15,133,049,386.42	23.4%	49,631,401,215.32
01	Agriculture	1,569,464,895.20	401,769,422.67	401,769,422.67	25.6%	1,167,695,472.53
0101	Effective governance of the Agriculture Sector	895,266,334.56	244,127,908.79	244,127,908.79	27.3%	651,138,425.77
0104	Reduction of post-harvest losses	59,745,771.58	12,475,302.47	12,475,302.47	20.9%	47,270,469.11
0106	Promotion of forest resource conservation and preservation of biodiversity	255,855,734.95	61,657,971.58	61,657,971.58	24.1%	194,197,763.37
0107	Promotion of enabling environment for increased agricultural development	358,597,054.11	83,508,239.83	83,508,239.83	23.3%	275,088,814.28
02	Societal Re-orientation	1,037,769,032.84	254,765,815.66	254,765,815.66	24.5%	783,003,217.18
0210	Societal Re-orientation - General	1,037,769,032.84	254,765,815.66	254,765,815.66	24.5%	783,003,217.18
03	Poverty Alleviation	39,333,509.47	9,922,727.39	9,922,727.39	25.2%	29,410,782.08
0310	Poverty Alleviation - General	39,333,509.47	9,922,727.39	9,922,727.39	25.2%	29,410,782.08
04	Health	6,109,072,938.93	1,425,107,312.51	1,425,107,312.51	23.3%	4,683,965,626.42
0401	Effective governance of the health system	6,003,207,930.13	1,397,011,926.97	1,397,011,926.97	23.3%	4,606,196,003.16
0406	Provision of quality, affordable, available, and safe medicines, vaccines, and other health commodities	55,057,488.70	14,323,406.98	14,323,406.98	26.0%	40,734,081.72
0409	Provision of universal health coverage and financial risk protection for citizens	50,807,520.10	13,771,978.56	13,771,978.56	27.1%	37,035,541.54
05	Education	25,641,127,077.05	6,463,900,257.21	6,463,900,257.21	25.2%	19,177,226,819.84
0501	Effective governance of the education system	25,132,618,202.80	6,341,487,907.87	6,341,487,907.87	25.2%	18,791,130,294.93
0502	Increase in access, retention, and completion rate at all levels	23,424,348.28	6,166,494.38	6,166,494.38	26.3%	17,257,853.90
0503	Equity and inclusiveness in the provision of educational services	485,084,525.97	116,245,854.96	116,245,854.96	24.0%	368,838,671.01
06	Housing and Urban Development	677,704,905.82	168,719,628.69	168,719,628.69	24.9%	508,985,277.13
0610	Housing and Urban Development - General	677,704,905.82	168,719,628.69	168,719,628.69	24.9%	508,985,277.13
07	Gender	218,068,371.24	53,129,024.24	53,129,024.24	24.4%	164,939,347.00
0710	Gender - General	218,068,371.24	53,129,024.24	53,129,024.24	24.4%	164,939,347.00
08	Youth	216,798,000.84	51,218,687.65	51,218,687.65	23.6%	165,579,313.19
0810	Youth - General	216,798,000.84	51,218,687.65	51,218,687.65	23.6%	165,579,313.19
09	Environmental Improvement	475,791,186.30	116,137,210.55	116,137,210.55	24.4%	359,653,975.75
0910	Environmental Improvement - General	475,791,186.30	116,137,210.55	116,137,210.55	24.4%	359,653,975.75
10	Water Resources and Rural Development	899,380,613.79	217,708,409.21	217,708,409.21	24.2%	681,672,204.58
1010	Water Resources and Rural Deve - General	899,380,613.79	217,708,409.21	217,708,409.21	24.2%	681,672,204.58
11	Information Communication and Technology	77,772,222.48	20,293,117.77	20,293,117.77	26.1%	57,479,104.71
1110	Information Communication and Technology - General	77,772,222.48	20,293,117.77	20,293,117.77	26.1%	57,479,104.71
12	Growing the Private Sector	476,595,132.22	115,877,672.23	115,877,672.23	24.3%	360,717,459.99
1210	Growing the Private Sector - General	476,595,132.22	115,877,672.23	115,877,672.23	24.3%	360,717,459.99
13	Reform of Government and Governance	26,158,049,231.58	5,544,633,801.48	5,544,633,801.48	21.2%	20,613,415,430.10
1310	Reform of Government and Governance - General	26,158,049,231.58	5,544,633,801.48	5,544,633,801.48	21.2%	20,613,415,430.10
14	Power	200,440,016.95	48,624,572.60	48,624,572.60	24.3%	151,815,444.35
1410	Power - General	200,440,016.95	48,624,572.60	48,624,572.60	24.3%	151,815,444.35
17	Road	836,810,608.52	208,559,462.09	208,559,462.09	24.9%	628,251,146.43
1710	Road - General	836,810,608.52	208,559,462.09	208,559,462.09	24.9%	628,251,146.43
21	Oil and Gas Infrastructure	43,672,112.86	11,925,741.21	11,925,741.21	27.3%	31,746,371.65
2110	Oil and Gas Infrastructure - General	43,672,112.86	11,925,741.21	11,925,741.21	27.3%	31,746,371.65
23	Social Protection	86,600,745.65	20,756,523.26	20,756,523.26	24.0%	65,844,222.39
2302	Reduce Poverty and Vulnerability	24,374,674.63	5,805,644.03	5,805,644.03	23.8%	18,569,030.60
2306	Disability and Survival Support	62,226,071.02	14,950,879.23	14,950,879.23	24.0%	47,275,191.79

Table 17: Overhead Expenditure by Programme Classification

Ekiti State Government Budget Performance Report 2026 Q1 - Overhead Expenditure by Programme Classification

Code	Programme (Sector and Objective)	2026 Original Budget	2026 Q1 Performance	2026 Performance Year to Date (Q1)	% Performance Year to Date against 2026 Original Budget	Balance (against Original Budget)
	Total Overhead Expenditure	79,511,189,086.68	17,434,986,822.78	17,434,986,822.78	21.9%	62,076,202,263.90
01	Agriculture	160,075,000.00	41,924,955.05	41,924,955.05	26.2%	118,150,044.95
0101	Effective governance of the Agriculture Sector	115,000,000.00	29,698,000.00	29,698,000.00	25.8%	85,302,000.00
0104	Reduction of post-harvest losses	4,200,000.00	1,050,000.00	1,050,000.00	25.0%	3,150,000.00
0106	Promotion of forest resource conservation and preservation of biodiversity	21,800,000.00	7,876,955.05	7,876,955.05	36.1%	13,923,044.95
0107	Promotion of enabling environment for increased agricultural development	19,075,000.00	3,300,000.00	3,300,000.00	17.3%	15,775,000.00
02	Societal Re-orientation	1,250,546,000.00	168,042,134.00	168,042,134.00	13.4%	1,082,503,866.00
0210	Societal Re-orientation - General	1,250,546,000.00	168,042,134.00	168,042,134.00	13.4%	1,082,503,866.00
03	Poverty Alleviation	307,260,000.00	49,926,999.99	49,926,999.99	16.2%	257,333,000.01
0310	Poverty Alleviation - General	307,260,000.00	49,926,999.99	49,926,999.99	16.2%	257,333,000.01
04	Health	2,494,140,000.00	383,074,599.67	383,074,599.67	15.4%	2,111,065,400.33
0401	Effective governance of the health system	1,070,000,000.00	277,373,756.28	277,373,756.28	25.9%	792,626,243.72
0402	Community engagement and participation in health	1,200,000.00	300,000.00	300,000.00	25.0%	900,000.00
0403	Enhancement of the delivery of Essential Package of Health Services (EPHS) to all citizens	251,000,000.00	1,890,000.00	1,890,000.00	0.8%	249,110,000.00
0404	Provision of the right number and right skill mix of competent, motivated, and productive Human Resources	1,200,000.00	300,000.00	300,000.00	25.0%	900,000.00
0406	Provision of quality, affordable, available, and safe medicines, vaccines, and other health commodities	6,000,000.00	1,200,000.00	1,200,000.00	20.0%	4,800,000.00
0409	Provision of universal health coverage and financial risk protection for citizens	1,164,740,000.00	102,010,843.39	102,010,843.39	8.8%	1,062,729,156.61
05	Education	2,365,821,168.34	736,459,400.00	736,459,400.00	31.1%	1,629,361,768.34
0501	Effective governance of the education system	2,016,021,168.34	729,359,400.00	729,359,400.00	36.2%	1,286,661,768.34
0502	Increase in access, retention, and completion rate at all levels	305,000,000.00	2,600,000.00	2,600,000.00	0.9%	302,400,000.00
0503	Equity and inclusiveness in the provision of educational services	44,800,000.00	4,500,000.00	4,500,000.00	10.0%	40,300,000.00
06	Housing and Urban Development	273,260,000.00	107,634,627.15	107,634,627.15	39.4%	165,625,372.85
0610	Housing and Urban Development - General	273,260,000.00	107,634,627.15	107,634,627.15	39.4%	165,625,372.85
07	Gender	2,037,540,000.00	300,133,961.10	300,133,961.10	14.7%	1,737,406,038.90
0710	Gender - General	2,037,540,000.00	300,133,961.10	300,133,961.10	14.7%	1,737,406,038.90
08	Youth	299,000,000.00	54,342,999.00	54,342,999.00	18.2%	244,657,001.00
0810	Youth - General	299,000,000.00	54,342,999.00	54,342,999.00	18.2%	244,657,001.00
09	Environmental Improvement	1,603,705,000.00	197,209,834.18	197,209,834.18	12.3%	1,406,495,165.82
0910	Environmental Improvement - General	1,603,705,000.00	197,209,834.18	197,209,834.18	12.3%	1,406,495,165.82
10	Water Resources and Rural Development	684,862,000.00	260,250,000.00	260,250,000.00	38.0%	424,612,000.00
1010	Water Resources and Rural Deve - General	684,862,000.00	260,250,000.00	260,250,000.00	38.0%	424,612,000.00
11	Information Communication and Technology	282,000,000.00	199,692,488.00	199,692,488.00	70.8%	82,307,512.00
1110	Information Communication and Technology - General	282,000,000.00	199,692,488.00	199,692,488.00	70.8%	82,307,512.00
12	Growing the Private Sector	143,000,000.00	30,977,000.00	30,977,000.00	21.7%	112,023,000.00
1210	Growing the Private Sector - General	143,000,000.00	30,977,000.00	30,977,000.00	21.7%	112,023,000.00
13	Reform of Government and Governance	61,950,917,918.34	13,702,750,145.60	13,702,750,145.60	22.1%	48,248,167,772.74
1310	Reform of Government and Governance - General	61,950,917,918.34	13,702,750,145.60	13,702,750,145.60	22.1%	48,248,167,772.74
14	Power	3,832,230,000.00	967,700,812.19	967,700,812.19	25.3%	2,864,529,187.81
1410	Power - General	3,832,230,000.00	967,700,812.19	967,700,812.19	25.3%	2,864,529,187.81
17	Road	1,814,532,000.00	233,016,866.85	233,016,866.85	12.8%	1,581,515,133.15
1710	Road - General	1,814,532,000.00	233,016,866.85	233,016,866.85	12.8%	1,581,515,133.15
18	Airways	4,500,000.00	1,050,000.00	1,050,000.00	23.3%	3,450,000.00
1810	Airways - General	4,500,000.00	1,050,000.00	1,050,000.00	23.3%	3,450,000.00
21	Oil and Gas Infrastructure	7,800,000.00	800,000.00	800,000.00	10.3%	7,000,000.00
2110	Oil and Gas Infrastructure - General	7,800,000.00	800,000.00	800,000.00	10.3%	7,000,000.00

Table 18: Capital Expenditure by Programme Classification

Ekiti State Government Budget Performance Report 2026 Q1 - Capital Expenditure by Programme Classification

Code	Programme (Sector and Objective)	2026 Original Budget	2026 Q1 Performance	2026 Performance Year to Date (Q1)	% Performance Year to Date against 2026 Original Budget	Balance (against Original Budget)
	Total Capital Expenditure	193,699,231,067.60	16,921,126,367.67	16,921,126,367.67	8.7%	176,778,104,699.94
01	Agriculture	30,028,181,235.90	418,475,816.65	418,475,816.65	1.4%	29,609,705,419.25
0101	Effective governance of the Agriculture Sector	20,543,126,410.64	212,672,042.69	212,672,042.69	1.0%	20,330,454,367.95
0102	Development of the livestock value chain	1,012,500,000.01	122,253,773.96	122,253,773.96	12.1%	890,246,226.05
0103	Enhancement of food production and productivity	5,960,000,000.00	12,000,000.00	12,000,000.00	0.2%	5,948,000,000.00
0104	Reduction of post-harvest losses	105,000,000.00	-	-	0.0%	105,000,000.00
0105	Enhancement of fisheries resources development (aquaculture, marine, inland, artisanal)	20,000,000.00	-	-	0.0%	20,000,000.00
0106	Promotion of forest resource conservation and preservation of biodiversity	36,054,825.25	-	-	0.0%	36,054,825.25
0107	Promotion of enabling environment for increased agricultural development	2,261,000,000.00	1,550,000.00	1,550,000.00	0.1%	2,259,450,000.00
0110	Agriculture Sector Expenditures Not Elsewhere Classified	90,500,000.00	70,000,000.00	70,000,000.00	77.3%	20,500,000.00
02	Societal Re-orientation	2,447,052,127.07	-	-	0.0%	2,447,052,127.07
0210	Societal Re-orientation - General	2,447,052,127.07	-	-	0.0%	2,447,052,127.07
03	Poverty Alleviation	2,861,144,319.34	43,803,000.00	43,803,000.00	1.5%	2,817,341,319.34
0310	Poverty Alleviation - General	2,861,144,319.34	43,803,000.00	43,803,000.00	1.5%	2,817,341,319.34
04	Health	4,773,339,481.79	462,391,638.60	462,391,638.60	9.7%	4,310,947,843.19
0401	Effective governance of the health system	65,000,000.00	-	-	0.0%	65,000,000.00
0404	Provision of the right number and right skill mix of competent, motivated, and productive Human Resources	150,000,000.00	-	-	0.0%	150,000,000.00
0405	Provision of adequate and modern health infrastructure for health services delivery	4,480,444,981.76	462,391,638.60	462,391,638.60	10.3%	4,018,053,343.16
0406	Provision of quality, affordable, available, and safe medicines, vaccines, and other health commodities	77,894,500.03	-	-	0.0%	77,894,500.03
05	Education	11,463,933,170.63	2,381,462,277.37	2,381,462,277.37	20.8%	9,082,470,893.26
0501	Effective governance of the education system	80,000,000.00	-	-	0.0%	80,000,000.00
0503	Equity and inclusiveness in the provision of educational services	85,500,000.00	-	-	0.0%	85,500,000.00
0504	Improved quality of teaching and learning outcomes	2,000,000.00	-	-	0.0%	2,000,000.00
0505	Adequate infrastructure at all levels	11,296,433,170.63	2,381,462,277.37	2,381,462,277.37	21.1%	8,914,970,893.26
06	Housing and Urban Development	3,866,184,037.87	62,950,716.50	62,950,716.50	1.6%	3,803,233,321.37
0610	Housing and Urban Development - General	3,866,184,037.87	62,950,716.50	62,950,716.50	1.6%	3,803,233,321.37
07	Gender	1,445,298,284.57	-	-	0.0%	1,445,298,284.57
0710	Gender - General	1,445,298,284.57	-	-	0.0%	1,445,298,284.57
08	Youth	152,310,174.14	-	-	0.0%	152,310,174.14
0810	Youth - General	152,310,174.14	-	-	0.0%	152,310,174.14
09	Environmental Improvement	4,431,613,063.19	135,000,000.00	135,000,000.00	3.0%	4,296,613,063.19
0910	Environmental Improvement - General	4,431,613,063.19	135,000,000.00	135,000,000.00	3.0%	4,296,613,063.19
10	Water Resources and Rural Development	9,150,000,000.00	1,863,286,034.85	1,863,286,034.85	20.4%	7,286,713,965.15
1010	Water Resources and Rural Development - General	9,150,000,000.00	1,863,286,034.85	1,863,286,034.85	20.4%	7,286,713,965.15
11	Information Communication and Technology	3,886,509,032.35	15,000,000.00	15,000,000.00	0.4%	3,871,509,032.35
1110	Information Communication and Technology - General	3,886,509,032.35	15,000,000.00	15,000,000.00	0.4%	3,871,509,032.35
12	Growing the Private Sector	4,513,119,639.77	-	-	0.0%	4,513,119,639.77
1210	Growing the Private Sector - General	4,513,119,639.77	-	-	0.0%	4,513,119,639.77
13	Reform of Government and Governance	37,570,086,830.22	1,913,417,554.63	1,913,417,554.63	5.1%	35,656,669,275.59
1310	Reform of Government and Governance - General	37,570,086,830.22	1,913,417,554.63	1,913,417,554.63	5.1%	35,656,669,275.59
14	Power	5,368,000,000.00	500,000,000.00	500,000,000.00	9.3%	4,868,000,000.00
1410	Power - General	5,368,000,000.00	500,000,000.00	500,000,000.00	9.3%	4,868,000,000.00
17	Road	60,481,848,722.83	6,518,191,517.07	6,518,191,517.07	10.8%	53,963,657,205.76
1710	Road - General	60,481,848,722.83	6,518,191,517.07	6,518,191,517.07	10.8%	53,963,657,205.76
18	Airways	4,580,000,000.00	1,607,147,812.00	1,607,147,812.00	35.1%	2,972,852,188.00
1810	Airways - General	4,580,000,000.00	1,607,147,812.00	1,607,147,812.00	35.1%	2,972,852,188.00
21	Oil and Gas Infrastructure	6,258,124,301.42	1,000,000,000.00	1,000,000,000.00	16.0%	5,258,124,301.42
2110	Oil and Gas Infrastructure - General	6,258,124,301.42	1,000,000,000.00	1,000,000,000.00	16.0%	5,258,124,301.42
23	Social Protection	422,486,646.51	-	-	0.0%	422,486,646.51
2303	Promote gender equity and social justice	100,107,675.77	-	-	0.0%	100,107,675.77
2306	Disability and Survival Support	322,378,970.74	-	-	0.0%	322,378,970.74

Table 19: Other Expenditure by Programme Classification

Ekiti State Government Budget Performance Report 2026 Q1 - Other Expenditure by Programme Classification

Code	Programme (Sector and Objective)	2026 Original Budget	2026 Q1 Performance	2026 Performance Year to Date (Q1)	% Performance Year to Date against 2026 Original Budget	Balance (against Original Budget)
	Total Other Expenditure	77,597,199,383.42	19,184,034,324.06	19,184,034,324.06	24.7%	58,413,165,059.36
02	Societal Re-orientation	12,000,000.00	3,000,000.00	3,000,000.00	25.0%	9,000,000.00
0210	Societal Re-orientation - General	12,000,000.00	3,000,000.00	3,000,000.00	25.0%	9,000,000.00
04	Health	7,985,501,289.56	1,978,682,036.96	1,978,682,036.96	24.8%	6,006,819,252.60
0404	Provision of the right number and right skill mix of competent, motivated, and productive Human	1,108,571,292.84	277,142,823.21	277,142,823.21	25.0%	831,428,469.63
0405	Provision of adequate and modern health infrastructure for health services delivery	6,876,929,996.72	1,701,539,213.75	1,701,539,213.75	24.7%	5,175,390,782.97
05	Education	26,199,011,330.93	10,607,542,181.59	10,607,542,181.59	40.5%	15,591,469,149.34
0501	Effective governance of the education system	630,000,000.00	203,289,000.00	203,289,000.00	32.3%	426,711,000.00
0502	Increase in access, retention, and completion rate at all levels	25,491,811,330.93	10,400,356,181.59	10,400,356,181.59	40.8%	15,091,455,149.34
0503	Equity and inclusiveness in the provision of educational services	77,200,000.00	3,897,000.00	3,897,000.00	5.0%	73,303,000.00
08	Youth	168,000,000.00	66,000,000.00	66,000,000.00	39.3%	102,000,000.00
0810	Youth - General	168,000,000.00	66,000,000.00	66,000,000.00	39.3%	102,000,000.00
09	Environmental Improvement	100,000,000.00	34,000,000.00	34,000,000.00	34.0%	66,000,000.00
0910	Environmental Improvement - General	100,000,000.00	34,000,000.00	34,000,000.00	34.0%	66,000,000.00
13	Reform of Government and Governance	43,132,686,762.93	6,494,810,105.51	6,494,810,105.51	15.1%	36,637,876,657.42
1310	Reform of Government and Governance - General	43,132,686,762.93	6,494,810,105.51	6,494,810,105.51	15.1%	36,637,876,657.42

3 Capital Expenditure Details

Capital Expenditure Projects related to **Primary Healthcare** have a blue marker whilst those related to **Basic Education** have a green marker.

Table 20: Capital Expenditure by Project

Ekiti State Government Budget Performance Report 2026 Q1 - Capital Expenditure by Project

Administrative Code and Description	Project Description	2026 Original Budget	2026 Q1 Performance	2026 Performance Year to Date (Q1)	% Performance Year to Date against 2026 Original Budget	Balance (against Original Budget)	HOPE-GOV Tagging
Total Capital Expenditure		193,699,231,067.60	16,921,126,367.67	16,921,126,367.67	8.7%	176,778,104,699.94	PHC BED
011100100100 - Ekiti State Governor's Office	Renovation of Adebayo Lodge, Government House, Ado-Ekiti	100,000,000.00	-	-	0.0%	100,000,000.00	
011100100100 - Ekiti State Governor's Office	Renovation of Central Laundry & Kitchen in Government House, Ado Ekiti	50,000,000.00	-	-	0.0%	50,000,000.00	
011100100100 - Ekiti State Governor's Office	Renovation of Oke - Ayoba and other Government Chalets	100,000,000.00	-	-	0.0%	100,000,000.00	
011100100100 - Ekiti State Governor's Office	Renovation of Government House Guest Houses, Ado Ekiti	100,000,000.00	-	-	0.0%	100,000,000.00	
011100100100 - Ekiti State Governor's Office	Toaster/Sandwich makers , 50 Thermocool Refrigerators, etc for the Government House	50,000,000.00	-	-	0.0%	50,000,000.00	
011100100100 - Ekiti State Governor's Office	Purchase of 20 HP Laptop Computers in Government House, Ado-Ekiti	50,000,000.00	-	-	0.0%	50,000,000.00	
011100100100 - Ekiti State Governor's Office	Government House Chalets, Ado - Ekiti.	200,000,000.00	195,058,939.00	195,058,939.00	97.5%	4,941,061.00	
011100100100 - Ekiti State Governor's Office	Renovation, Landscaping & Beautification of Government House Premises, Ado-Ekiti	150,000,000.00	-	-	0.0%	150,000,000.00	
011100100100 - Ekiti State Governor's Office	Renovation of Presidential Lodge inside the Government House, Ado - Ekiti.	100,000,000.00	-	-	0.0%	100,000,000.00	
011100100100 - Ekiti State Governor's Office	other officials and Government House Lodge in Governor Office	50,000,000.00	-	-	0.0%	50,000,000.00	
011100100100 - Ekiti State Governor's Office	Construction of Agric Olope and Oja Oba Market, Ado-Ekiti	100,000,000.00	-	-	0.0%	100,000,000.00	
011100100100 - Ekiti State Governor's Office	Ado-Ekiti	100,000,000.00	-	-	0.0%	100,000,000.00	
011100100100 - Ekiti State Governor's Office	& 5 Rolls of Hose for Government House in Ado Ekiti	50,000,000.00	-	-	0.0%	50,000,000.00	
011100100100 - Ekiti State Governor's Office	Construction of Buildings and other infrastructures in the Government House premises	800,000,000.00	518,570,000.00	518,570,000.00	64.8%	281,430,000.00	
011100100200 - Deputy Governor's Office	Office &Lodge of the Deputy Governor, Ado - Ekiti	8,000,000.00	-	-	0.0%	8,000,000.00	
011100100200 - Deputy Governor's Office	Vdeo Camera and 2 Sony Video Camera to Deputy Governor's Office, Ado Ekiti.	10,000,000.00	-	-	0.0%	10,000,000.00	
011100100200 - Deputy Governor's Office	Renovation of the Deputy Governor's Office and Lodge , Ado- Ekiti	10,000,000.00	-	-	0.0%	10,000,000.00	
011100201400 - Technical Adviser on Sports Development	Construction of Ekiti State indoor sports hall	1,270,000,000.00	-	-	0.0%	1,270,000,000.00	
Authourity	Ekiti	200,000,000.00	-	-	0.0%	200,000,000.00	
Board	Digitalization and Computerization to access data from Federal Mortgage Bank	20,000,000.00	-	-	0.0%	20,000,000.00	
Board	LGAs	40,000,000.00	-	-	0.0%	40,000,000.00	
Development	and Allied Matters(i.e Data Based system ,Internet Facilities etc) at the Governors Office	100,107,675.77	-	-	0.0%	100,107,675.77	
011100300100 - Ekiti State Boundary Commission	Renovation of Boundary Commission Office building at old Governor's Office, Ado Ekiti	5,000,000.00	-	-	0.0%	5,000,000.00	
Office	Irepodun/Ifelodun LGA	20,000,000.00	-	-	0.0%	20,000,000.00	
Office	LGA	20,000,000.00	-	-	0.0%	20,000,000.00	
Office	Ekiti,Gbonyin LGA	10,000,000.00	-	-	0.0%	10,000,000.00	
Agency	Communities	108,113,195.10	-	-	0.0%	108,113,195.10	
Agency	Renovation of SEMA existing Store at Adehun, Ado Ekiti	100,000,000.00	-	-	0.0%	100,000,000.00	
011100700100 - Ekiti State Bureau of Public Procurement	Construction of BPP dedicated ICT continous Digitalization in Ado Ekiti	40,000,000.00	-	-	0.0%	40,000,000.00	
011100700100 - Ekiti State Bureau of Public Procurement	Construction of Conference hall and BPP e-office building project	450,000,000.00	-	-	0.0%	450,000,000.00	
011100700100 - Ekiti State Bureau of Public Procurement	Headquarter in Ado-Ekiti	30,000,000.00	-	-	0.0%	30,000,000.00	
Delivery	measuring tape, 12 rain coats, 12 pairs of rain boots, 5 clippers for Monitoring Team in	8,000,000.00	-	-	0.0%	8,000,000.00	
011103800100 - Christian Pilgrims Welfare Board	Pilgrim Office Ado Ekiti	5,000,000.00	-	-	0.0%	5,000,000.00	
011110100100 - Bureau of Special Projects	Construction of New Governor's and Deputy Governor's Lodge, Asokoro, FCT, Abuja	360,000,000.00	-	-	0.0%	360,000,000.00	
011110100100 - Bureau of Special Projects	Renovation of MDAs Offices, intercity and township project across the State	600,000,000.00	-	-	0.0%	600,000,000.00	
011110100100 - Bureau of Special Projects	Renovation of dilapidated building within Ministry of Works premises for the use of BSP	20,000,000.00	-	-	0.0%	20,000,000.00	

Ekiti State Government Budget Performance Report 2026 Q1 - Capital Expenditure by Project

Administrative Code and Description	Project Description	2026 Original Budget	2026 Q1 Performance	2026 Performance Year to Date (Q1)	% Performance Year to Date against 2026 Original Budget	Balance (against Original Budget)	HOPE-GOV Tagging
011110100100 - Bureau of Special Projects	Renovation of Ministry of Budget building	20,000,000.00	-	-	0.0%	20,000,000.00	
011110500100 - Office of the Chief Of Staff	buildings in Ado Ekiti	7,180,000,000.00	-	-	0.0%	7,180,000,000.00	
011111200100 - General Administration Department	Purchase of 30 Units of Toyota Yaris Vehicle for all the appointed Permanent Secretary	600,000,000.00	-	-	0.0%	600,000,000.00	
011111200100 - General Administration Department	Units Clerical Table, 600 Units Clerical Chair, 50units Conference Table, 100 Units	500,000,000.00	162,596,700.00	162,596,700.00	32.5%	337,403,300.00	
011111200100 - General Administration Department	Renovation of Staff Clinic at Secretariat Ado Ekiti	225,000,000.00	-	-	0.0%	225,000,000.00	
011111200100 - General Administration Department	Adequate Street/Security Lighting	467,000,000.00	-	-	0.0%	467,000,000.00	
011111200100 - General Administration Department	Renovation of Liaison Office Abuja	58,000,000.00	-	-	0.0%	58,000,000.00	
011111200300 - Utility Service Department	secretariat complex	3,000,000.00	-	-	0.0%	3,000,000.00	
011111200300 - Utility Service Department	Rehabilitation of phase 4a, b, c in the State Secretariat Complex	2,000,000.00	-	-	0.0%	2,000,000.00	
011111300100 - Ekiti State Pension Commission	at Pencom Office	111,145,575.00	-	-	0.0%	111,145,575.00	
Department	Purchase of 5 Hp Laptop Computer Sytem for the Automation Unit at Ado Ekiti	8,000,000.00	-	-	0.0%	8,000,000.00	
011111400100 - Ekiti State Liaison Office, Abuja	nos of ire extinguisher, 1 no Heat detector, 1 no of fire Hydrant, 2 role Hose, 1 no fire	7,000,000.00	-	-	0.0%	7,000,000.00	
011111400500 - Ekiti State Liaison Office, Lagos	Purchase of 25 (1.5 Hp) air conditioners and 70 smart televisions	1,000,000.00	-	-	0.0%	1,000,000.00	
011111400500 - Ekiti State Liaison Office, Lagos	and the Directors in the Agency	3,000,000.00	-	-	0.0%	3,000,000.00	
011111400500 - Ekiti State Liaison Office, Lagos	clerical chairs, 1 conference table, 20 conference chairs and 5 visitor's chairs	10,000,000.00	-	-	0.0%	10,000,000.00	
011111900100 - Ekiti State Bureau of Local Content	persons & Artisan in Ekiti State	8,200,000.00	-	-	0.0%	8,200,000.00	
011111900100 - Ekiti State Bureau of Local Content	Computerization & Digitalization of Local Content Activities	6,800,000.00	-	-	0.0%	6,800,000.00	
011111900100 - Ekiti State Bureau of Local Content	training/study centre	55,000,000.00	-	-	0.0%	55,000,000.00	
011200300100 - Ekiti State House of Assembly	landscaping	500,000,000.00	-	-	0.0%	500,000,000.00	
011200300100 - Ekiti State House of Assembly	Construction of Administrative Building for Staff	650,000,000.00	-	-	0.0%	650,000,000.00	
011200300100 - Ekiti State House of Assembly	Toyota Corolla 2024	800,000,000.00	-	-	0.0%	800,000,000.00	
011200300100 - Ekiti State House of Assembly	Purchase of 1 coaster Bus and 3 18-Seaters Toyota Bus	240,000,000.00	-	-	0.0%	240,000,000.00	
011200300100 - Ekiti State House of Assembly	Purchase of Van - 5 Toyota 2024 Hillux	300,000,000.00	-	-	0.0%	300,000,000.00	
011200300100 - Ekiti State House of Assembly	Office File's Shelf and 12 set of Chairs	1,200,000,000.00	-	-	0.0%	1,200,000,000.00	
011200300100 - Ekiti State House of Assembly	Purchase of 115 unit of HP Pavilion Core i7 Laptop Computers	97,500,000.00	-	-	0.0%	97,500,000.00	
011200300100 - Ekiti State House of Assembly	Purchase of 67 HP Laserjet Printers for the HoA	21,840,000.00	-	-	0.0%	21,840,000.00	
011200300100 - Ekiti State House of Assembly	Purchase of 10 Photocopying Machines	3,750,000.00	-	-	0.0%	3,750,000.00	
011200300100 - Ekiti State House of Assembly	Purchase of 30 Shredding Machines	5,000,000.00	-	-	0.0%	5,000,000.00	
011200300100 - Ekiti State House of Assembly	Purchase of 12 Scanners for the Office of HoA	1,540,000.00	-	-	0.0%	1,540,000.00	
011200300100 - Ekiti State House of Assembly	Purchase of 102 (42 Inches) LD Television for the office of HoA	55,250,000.00	-	-	0.0%	55,250,000.00	
011200300100 - Ekiti State House of Assembly	Purchase of 30 Medium Size Fridge for the House of Assembly	16,740,000.00	-	-	0.0%	16,740,000.00	
011200300100 - Ekiti State House of Assembly	Purchase of 2 Still Cameral (Nikim) D7100 with Lens for House Assembly	11,000,000.00	-	-	0.0%	11,000,000.00	
011200300100 - Ekiti State House of Assembly	Digitization and Computerization of the activities of the House of Assembly	100,000,000.00	-	-	0.0%	100,000,000.00	
011200300100 - Ekiti State House of Assembly	Purchase and Installation of Two Electric Transformers at Moba	56,000,000.00	-	-	0.0%	56,000,000.00	
011200300100 - Ekiti State House of Assembly	Purchase of 30 Fire Etinguisher at Moba Ekiti Secretariat Office	2,500,000.00	-	-	0.0%	2,500,000.00	

Ekiti State Government Budget Performance Report 2026 Q1 - Capital Expenditure by Project

Administrative Code and Description	Project Description	2026 Original Budget	2026 Q1 Performance	2026 Performance Year to Date (Q1)	% Performance Year to Date against 2026 Original Budget	Balance (against Original Budget)	HOPE-GOV Tagging
011200300100 - Ekiti State House of Assembly	Purchase and installation of Direct Image Printing Machine	25,000,000.00	-	-	0.0%	25,000,000.00	
011200300100 - Ekiti State House of Assembly	Purchase and installation of Transformers for Lightup of 5 Health Center at Ikole Ekiti	10,000,000.00	-	-	0.0%	10,000,000.00	
011200300100 - Ekiti State House of Assembly	Construction of ICT Center at Odundun and Fiyinfolu School, Ikole II	80,000,000.00	-	-	0.0%	80,000,000.00	
011200300100 - Ekiti State House of Assembly	Purchase and Installation of 60 Solar Street Light at Ikole II	20,000,000.00	-	-	0.0%	20,000,000.00	
011200300100 - Ekiti State House of Assembly	Construction and Drilling of 10 Solar Power Boreholes at Ikole II	100,000,000.00	-	-	0.0%	100,000,000.00	
011200300100 - Ekiti State House of Assembly	Purchase of Cutlasses, Hoes, etc for Youth in Agricultural Empowerment at Ikole II	40,000,000.00	-	-	0.0%	40,000,000.00	
011200300100 - Ekiti State House of Assembly	Construction of Youth Center Building at Ikole II	60,000,000.00	-	-	0.0%	60,000,000.00	
011200300100 - Ekiti State House of Assembly	Construction of Community Maternal Clinic, Ado	100,000,000.00	-	-	0.0%	100,000,000.00	
011200300100 - Ekiti State House of Assembly	Construction and Drilling of 8 Solar Power Boreholes at Ado	80,000,000.00	-	-	0.0%	80,000,000.00	
011200300100 - Ekiti State House of Assembly	Purchase and Installation of 40 Solar Street Light at Ado	20,000,000.00	-	-	0.0%	20,000,000.00	
011200300100 - Ekiti State House of Assembly	Rehabilitation of Road within Ekiti South West LGA	40,000,000.00	-	-	0.0%	40,000,000.00	
011200300100 - Ekiti State House of Assembly	Construction of Youth Boaster Farming for the Youth at Ekiti South West	40,000,000.00	-	-	0.0%	40,000,000.00	
011200300100 - Ekiti State House of Assembly	Construction of Luckup shops at Ekiti South West	20,000,000.00	-	-	0.0%	20,000,000.00	
011200300100 - Ekiti State House of Assembly	Purchase of Toyota Siena Bus for Arakaja in Council at Ekiti South West	20,000,000.00	-	-	0.0%	20,000,000.00	
011200300100 - Ekiti State House of Assembly	Purchase and Installation of Solar Street Light at Ekiti South West	20,000,000.00	-	-	0.0%	20,000,000.00	
011200300100 - Ekiti State House of Assembly	Construction and Drilling of Solar Power Borehole at Ekiti South West	20,000,000.00	-	-	0.0%	20,000,000.00	
011200300100 - Ekiti State House of Assembly	Construction of Ward-6. Community Health Center at Ekiti East I	40,000,000.00	-	-	0.0%	40,000,000.00	
011200300100 - Ekiti State House of Assembly	Construction of Open Market stalls at Ekiti East I	30,000,000.00	-	-	0.0%	30,000,000.00	
011200300100 - Ekiti State House of Assembly	Construction and Drilling of Solar Power Borehole at Ekiti East I	40,000,000.00	-	-	0.0%	40,000,000.00	
011200300100 - Ekiti State House of Assembly	Renovation of Isinbode Ekiti Police Station, Isinbode Ekiti	30,000,000.00	-	-	0.0%	30,000,000.00	
011200300100 - Ekiti State House of Assembly	Mosque and Erekesan, Efon-Ekiti	50,000,000.00	-	-	0.0%	50,000,000.00	
011200300100 - Ekiti State House of Assembly	OwodeII,Obake,ijoko,ita Osun, Babalola, Surulerei, Oke Isegun and Iloro-Abati, Efon Ekiti	40,000,000.00	-	-	0.0%	40,000,000.00	
011200300100 - Ekiti State House of Assembly	Trades, Efon Ekiti	50,000,000.00	-	-	0.0%	50,000,000.00	
011200300100 - Ekiti State House of Assembly	Purchase of a 2013 Toyota Sienna bus for Alayetoro Traditional Council, Ayetoro Ekiti	25,000,000.00	-	-	0.0%	25,000,000.00	
011200300100 - Ekiti State House of Assembly	Purchase of a 2013 Toyota Sienna bus for Olosi traditional council, Osi-Ekiti	25,000,000.00	-	-	0.0%	25,000,000.00	
011200300100 - Ekiti State House of Assembly	Construction of Civic Center at Usi-Ekiti	55,000,000.00	-	-	0.0%	55,000,000.00	
011200300100 - Ekiti State House of Assembly	Purchase of a 2013 Toyota Sienna bus, Ilogbo-Ekiti	25,000,000.00	-	-	0.0%	25,000,000.00	
011200300100 - Ekiti State House of Assembly	Agbala Itura Church, Oke Eporo,UbejiRd Emure-Ekiti	60,000,000.00	-	-	0.0%	60,000,000.00	
011200300100 - Ekiti State House of Assembly	EginVillage	20,000,000.00	-	-	0.0%	20,000,000.00	
011200300100 - Ekiti State House of Assembly	Construction of a block of 3 classrooms at Secred Heart Pry School, Ogbontioro	30,000,000.00	-	-	0.0%	30,000,000.00	
011200300100 - Ekiti State House of Assembly	Purchase of 35 Motor cycles to Security outfits for Critical Artisans at Emure	20,000,000.00	-	-	0.0%	20,000,000.00	
011200300100 - Ekiti State House of Assembly	Construction of 10 Solar Power Borehole at Ward 7, Ilawe Ekiti	70,000,000.00	-	-	0.0%	70,000,000.00	
011200300100 - Ekiti State House of Assembly	Construction of 2 classrooms block at Holy Trinity Primary School, Ilawe Ekiti	30,000,000.00	-	-	0.0%	30,000,000.00	
011200300100 - Ekiti State House of Assembly	Construction of Health Center at Ado-Ekiti	100,000,000.00	-	-	0.0%	100,000,000.00	
011200300100 - Ekiti State House of Assembly	Construction of Lock up Shop in Aramoko Community, Aramoko Ekiti	40,000,000.00	-	-	0.0%	40,000,000.00	
011200300100 - Ekiti State House of Assembly	Construction of Hall at Ekameta LCDA Secretarial, Ekameta LCDA	40,000,000.00	-	-	0.0%	40,000,000.00	

Ekiti State Government Budget Performance Report 2026 Q1 - Capital Expenditure by Project

Administrative Code and Description	Project Description	2026 Original Budget	2026 Q1 Performance	2026 Performance Year to Date (Q1)	% Performance Year to Date against 2026 Original Budget	Balance (against Original Budget)	HOPE-GOV Tagging
011200300100 - Ekiti State House of Assembly	Purchase and Installation of 40 Solar light stand at Ekiti West II	20,000,000.00	-	-	0.0%	20,000,000.00	
011200300100 - Ekiti State House of Assembly	Construction of six classrooms for Youths skill acquisition centre at Ekiti East II	50,000,000.00	-	-	0.0%	50,000,000.00	
011200300100 - Ekiti State House of Assembly	Renovation of Health Centre at Ekiti East II	15,000,000.00	-	-	0.0%	15,000,000.00	
011200300100 - Ekiti State House of Assembly	Ekiti East II	25,000,000.00	-	-	0.0%	25,000,000.00	
011200300100 - Ekiti State House of Assembly	East II	10,000,000.00	-	-	0.0%	10,000,000.00	
011200300100 - Ekiti State House of Assembly	Construction of six classrooms Iyin Ekiti	100,000,000.00	-	-	0.0%	100,000,000.00	
011200300100 - Ekiti State House of Assembly	Construction of six classrooms for Erinmope Youths skill acquisition centre, Igede Ekiti	21,000,000.00	-	-	0.0%	21,000,000.00	
011200300100 - Ekiti State House of Assembly	and Irare, at Erinmope Ekiti	26,000,000.00	-	-	0.0%	26,000,000.00	
011200300100 - Ekiti State House of Assembly	Construction and Drilling of 1 Solar Borehole at Erinmope Ekiti	12,000,000.00	-	-	0.0%	12,000,000.00	
011200300100 - Ekiti State House of Assembly	Construction of 6 lock-up shops at Igogo Ekiti	11,000,000.00	-	-	0.0%	11,000,000.00	
011200300100 - Ekiti State House of Assembly	Purchase and Installation of 45 solar lights at Ikun Ekiti	21,000,000.00	-	-	0.0%	21,000,000.00	
011200300100 - Ekiti State House of Assembly	Renovation of Ikosu town hall at Ikosun Ekiti	9,000,000.00	-	-	0.0%	9,000,000.00	
011200300100 - Ekiti State House of Assembly	Purchase of 1 Toyota Sienna Bus for the staff of the Ekiti West LGA at Ekiti West II	42,000,000.00	-	-	0.0%	42,000,000.00	
011200300100 - Ekiti State House of Assembly	Purchase and Installation of 40 Units Solar Light for Rural Areas at Ekiti West II	12,000,000.00	-	-	0.0%	12,000,000.00	
011200300100 - Ekiti State House of Assembly	Construction of 500 seater community Hall at Ekiti West II	46,000,000.00	-	-	0.0%	46,000,000.00	
011200300100 - Ekiti State House of Assembly	Hospita Area, Ikole Ekiti	70,000,000.00	-	-	0.0%	70,000,000.00	
011200300100 - Ekiti State House of Assembly	Construction of classroom at Methodist Primary School, Ikole Ekiti	30,000,000.00	-	-	0.0%	30,000,000.00	
011200300100 - Ekiti State House of Assembly	Construction of Lockup Shop, at Ido-Osi	60,000,000.00	-	-	0.0%	60,000,000.00	
011200300100 - Ekiti State House of Assembly	Purchase and Installation of 60 Units of solar powered street lights at Ido-Osi	20,000,000.00	-	-	0.0%	20,000,000.00	
011200300100 - Ekiti State House of Assembly	Construction and drilling 2 Unit of solar power motorized borehole at Ido-Osi	20,000,000.00	-	-	0.0%	20,000,000.00	
011200300100 - Ekiti State House of Assembly	Construction of market with 12 lock-up shops and 12 open shed at Ikere	50,000,000.00	-	-	0.0%	50,000,000.00	
011200300100 - Ekiti State House of Assembly	Construction of a block of four classrooms at Ikere Ekiti	20,000,000.00	-	-	0.0%	20,000,000.00	
011200300100 - Ekiti State House of Assembly	Purchase and installation of 300KVA Transformer at Ikere Ekiti	30,000,000.00	-	-	0.0%	30,000,000.00	
011200300100 - Ekiti State House of Assembly	Construction of customary court at Iqbito Ekiti	12,717,352.50	-	-	0.0%	12,717,352.50	
011200300100 - Ekiti State House of Assembly	Ekiti	34,174,864.00	-	-	0.0%	34,174,864.00	
011200300100 - Ekiti State House of Assembly	Construction of 24 Lockup shops at Esure, Ilomu and Eyio Ekiti	48,417,900.00	-	-	0.0%	48,417,900.00	
011200300100 - Ekiti State House of Assembly	Purchase and Installation of Solar Street Light at Araromi Oba Ekiti	4,689,883.50	-	-	0.0%	4,689,883.50	
011200300100 - Ekiti State House of Assembly	Construction of Ultra modern bus Terminal at Oye Ekiti	100,000,000.00	-	-	0.0%	100,000,000.00	
011200300100 - Ekiti State House of Assembly	Itapa,Ijelu,Ilupeju and Ire Ekiti	100,000,000.00	-	-	0.0%	100,000,000.00	
011200300100 - Ekiti State House of Assembly	Purchase and installation of 100 Solar power street light at Ekameta ward, Ijero-Ekiti	40,000,000.00	-	-	0.0%	40,000,000.00	
011200300100 - Ekiti State House of Assembly	Construction of 12 Units Modern shops at Ikoro Ekiti	40,000,000.00	-	-	0.0%	40,000,000.00	
011200300100 - Ekiti State House of Assembly	Purchase and installation of 2 Solar Water Borehole at Iloro and Ijurin Ekiti	20,000,000.00	-	-	0.0%	20,000,000.00	
011200300100 - Ekiti State House of Assembly	Purchase and installation of Transformer at Okekere, Afao Ward, Ikere Ekiti	70,000,000.00	-	-	0.0%	70,000,000.00	
011200300100 - Ekiti State House of Assembly	Construction of classrooms at Ogbonjana Ward, Ikere Ekiti	25,000,000.00	-	-	0.0%	25,000,000.00	
011200300100 - Ekiti State House of Assembly	Purchase and Installation of 10 Solar light and poles at Ikere Ekiti	5,000,000.00	-	-	0.0%	5,000,000.00	
011200300100 - Ekiti State House of Assembly	Renovation and fencing of Onijesa Palace and Amu iye at Ijesamodu and Iye Ekiti	20,000,000.00	-	-	0.0%	20,000,000.00	
011200300100 - Ekiti State House of Assembly	Rehabilitation and Grading of road from Ijaro to Iludun at Ijaro	10,000,000.00	-	-	0.0%	10,000,000.00	
011200300100 - Ekiti State House of Assembly	Purchase of 500KVA Transformer at Ewu Ekiti	10,000,000.00	-	-	0.0%	10,000,000.00	
011200300100 - Ekiti State House of Assembly	Purchase and Installation of solar light Borehole at Isapa Ekiti	10,000,000.00	-	-	0.0%	10,000,000.00	
011200300100 - Ekiti State House of Assembly	Renovation of a 4 classroom at Iludun High School at Iludun Ekiti	10,000,000.00	-	-	0.0%	10,000,000.00	

Ekiti State Government Budget Performance Report 2026 Q1 - Capital Expenditure by Project

Administrative Code and Description	Project Description	2026 Original Budget	2026 Q1 Performance	2026 Performance Year to Date (Q1)	% Performance Year to Date against 2026 Original Budget	Balance (against Original Budget)	HOPE-GOV Tagging
011200300100 - Ekiti State House of Assembly	Iludun Ekiti	20,000,000.00	-	-	0.0%	20,000,000.00	
011200300100 - Ekiti State House of Assembly	Construction of community Town hall at Iperere Ekiti	10,000,000.00	-	-	0.0%	10,000,000.00	
011200300100 - Ekiti State House of Assembly	Purchase and Installation of Street solar lights at Eda Oniyo Ekiti	10,000,000.00	-	-	0.0%	10,000,000.00	
011200300100 - Ekiti State House of Assembly	Aisegba, Ilumoba and Ode Ekiti	120,000,000.00	-	-	0.0%	120,000,000.00	
011200300100 - Ekiti State House of Assembly	Purchase and Installation of 30 Solar Street Light at Aisegba	10,000,000.00	-	-	0.0%	10,000,000.00	
011200300100 - Ekiti State House of Assembly	Ise Ekiti	10,000,000.00	-	-	0.0%	10,000,000.00	
011200300100 - Ekiti State House of Assembly	Construction of Community Food Bank and Sustainable Agriculture at Orun Ekiti	10,000,000.00	-	-	0.0%	10,000,000.00	
011200300100 - Ekiti State House of Assembly	Construction of Mini Football Stadium at Ise Ekiti	65,000,000.00	-	-	0.0%	65,000,000.00	
011200300100 - Ekiti State House of Assembly	Construction of Ultra Modern market at Moba LGA	15,000,000.00	-	-	0.0%	15,000,000.00	
011200300100 - Ekiti State House of Assembly	Construction of one 3 Classroom block at Moba LGA	34,000,000.00	-	-	0.0%	34,000,000.00	
011200400100 - House of Assembly Service Commission		107,000,000.00	-	-	0.0%	107,000,000.00	
011200400100 - House of Assembly Service Commission	Purchase of 24 Hp laptop computers COR i5, 5 Dell desktop computers	27,200,000.00	-	-	0.0%	27,200,000.00	
011200400100 - House of Assembly Service Commission	Purchase of Computer Printers - 30 HP Laserjet Printers	11,000,000.00	-	-	0.0%	11,000,000.00	
011200400100 - House of Assembly Service Commission	Purchase of 2 Sharp photocopiers	1,500,000.00	-	-	0.0%	1,500,000.00	
011200400100 - House of Assembly Service Commission	Purchase of 20 (32 Inches) and 1 -(55 inches) LG Television	9,000,000.00	-	-	0.0%	9,000,000.00	
011200400100 - House of Assembly Service Commission	Purchase of 20 Medium Size Haier Thermocool Fridge	8,000,000.00	-	-	0.0%	8,000,000.00	
011200400100 - House of Assembly Service Commission	Purchase of 10 Shredding Machines	7,500,000.00	-	-	0.0%	7,500,000.00	
011200400100 - House of Assembly Service Commission	Purchase 1 toyota Corolla (spider 2014 model), 10 Hyundai Accent 2014 model	175,000,000.00	-	-	0.0%	175,000,000.00	
011200400100 - House of Assembly Service Commission	Purchase of 1 Toyota champ Hilux	35,000,000.00	-	-	0.0%	35,000,000.00	
011200400100 - House of Assembly Service Commission	Purchase of 1 18-Seaters Toyota Bus	45,000,000.00	-	-	0.0%	45,000,000.00	
011200400100 - House of Assembly Service Commission	Books Store, 3 Metal Bookshelf, 1NewspaperHolder, 2 Filing Cabinets, 2 Library Book	16,000,000.00	-	-	0.0%	16,000,000.00	
011200400100 - House of Assembly Service Commission	Automation system for Computerisation of Commission's Activities and 10 seeing Security	10,140,000.00	-	-	0.0%	10,140,000.00	
011200400100 - House of Assembly Service Commission	Purchase of 2 Bajaj motorcycles for House of Assembly Service Commission	4,400,000.00	-	-	0.0%	4,400,000.00	
011200400100 - House of Assembly Service Commission	Purchase of Mikano (20KVA) generating set	10,000,000.00	-	-	0.0%	10,000,000.00	
011200500100 - Ekiti State Legislative Service Loans Board	Purchase of 2 units of Toyota Corolla 2024 for the Office used	72,000,000.00	-	-	0.0%	72,000,000.00	
011200500100 - Ekiti State Legislative Service Loans Board	Purchase of 10 tables,10 chairs, 2 wooden shelves, 10 Cabinets for the Office used	16,500,000.00	-	-	0.0%	16,500,000.00	
011200500100 - Ekiti State Legislative Service Loans Board	Purchase of power generating set for the office	1,500,000.00	-	-	0.0%	1,500,000.00	
011200500100 - Ekiti State Legislative Service Loans Board	Purchase of 2 Hp Laptops Pavillion core i5 for the staff	3,000,000.00	-	-	0.0%	3,000,000.00	
011200500100 - Ekiti State Legislative Service Loans Board	Purchase of 4 HP Laserjet Printers for the office	2,420,000.00	-	-	0.0%	2,420,000.00	
011200500100 - Ekiti State Legislative Service Loans Board	Purchase of 4 (42 Inches) LD Television	2,600,000.00	-	-	0.0%	2,600,000.00	
011200500100 - Ekiti State Legislative Service Loans Board	Purchase of 4 Medium Size Fridge	2,480,000.00	-	-	0.0%	2,480,000.00	
012300100100 - Ministry of Information	Fe+, 12.4" 256gb Rom, 12 Ram) Internet Connectivity Facility (Starlink), Hard Drives	53,629,364.26	-	-	0.0%	53,629,364.26	
012300100100 - Ministry of Information	Purchase of Logistics Van For Media Tours in Ado and other Communities	37,000,000.00	-	-	0.0%	37,000,000.00	
012300100100 - Ministry of Information	Terrabyte), Lapel Microphones	30,000,000.00	-	-	0.0%	30,000,000.00	
012300300100 - Broadcasting Service of Ekiti State	Transmitter, etc for Digital Transmission at the Broadcasting Service of Ekiti State Studio	35,512,230.17	-	-	0.0%	35,512,230.17	
012300300100 - Broadcasting Service of Ekiti State	Service of Ekiti State in Ado Ekiti	30,000,000.00	-	-	0.0%	30,000,000.00	
012300300100 - Broadcasting Service of Ekiti State	Andrew Drylinebe XT-600 Dehydrator for Broadcasting Service of Ekiti of Ekiti State	43,000,000.00	-	-	0.0%	43,000,000.00	
012300300100 - Broadcasting Service of Ekiti State	for the Broadcasting of Service of Ekiti State (BSES) in Ado Ekiti	30,000,000.00	-	-	0.0%	30,000,000.00	
012300300100 - Broadcasting Service of Ekiti State	State (BSES) in Ado Ekiti	25,000,000.00	-	-	0.0%	25,000,000.00	
012300300100 - Broadcasting Service of Ekiti State	Construction of new TV/Radio studio in Ado Ekiti	30,000,000.00	-	-	0.0%	30,000,000.00	

Ekiti State Government Budget Performance Report 2026 Q1 - Capital Expenditure by Project

Administrative Code and Description	Project Description	2026 Original Budget	2026 Q1 Performance	2026 Performance Year to Date (Q1)	% Performance Year to Date against 2026 Original Budget	Balance (against Original Budget)	HOPE-GOV Tagging
012500100100 - Head of Service	conference webcam, microphone, public address system	10,000,000.00	-	-	0.0%	10,000,000.00	
012500100100 - Head of Service	Construction of Personnel Database (Human Resource Digitization)	500,750,000.00	-	-	0.0%	500,750,000.00	
012500100100 - Head of Service	Purchase and installation of Starlink internet facility	12,500,000.00	-	-	0.0%	12,500,000.00	
012500100100 - Head of Service	Purchase and Installation of 10KVA Hybrid Solar Inverter	25,000,000.00	-	-	0.0%	25,000,000.00	
Matters	Purchase of 10 HP Printers for Ekiti State Housing Loan Scheme	16,000,000.00	-	-	0.0%	16,000,000.00	
Matters	Matters	34,000,000.00	-	-	0.0%	34,000,000.00	
Matters	Construction of Civil Service Club in Ado Ekiti	50,000,000.00	-	-	0.0%	50,000,000.00	
014000100100 - Ekiti State Auditor General's Office	Rehabilitation of Office Building at Headquarters in Ado Ekiti.	20,000,000.00	-	-	0.0%	20,000,000.00	
014000100100 - Ekiti State Auditor General's Office	Chairs for Auditors in the Headquarters Office	10,000,000.00	-	-	0.0%	10,000,000.00	
014000100100 - Ekiti State Auditor General's Office	Computerization and Digitization of Auditors General activities from the Headquarters.	11,686,450.84	-	-	0.0%	11,686,450.84	
014000100100 - Ekiti State Auditor General's Office	Purchase of 2 Toyota Corolla for 2 Deputy Auditor Generals in Headquarters, Ado Ekiti	20,000,000.00	-	-	0.0%	20,000,000.00	
014000200100 - Auditor General for Local Governments	Construction of Office Complex at Secreatariat, Ado Ekiti	15,131,134.86	-	-	0.0%	15,131,134.86	
014000200100 - Auditor General for Local Governments	Office, Ado -Ekiti	2,000,000.00	-	-	0.0%	2,000,000.00	
014000200100 - Auditor General for Local Governments	Ekiti.	5,000,000.00	-	-	0.0%	5,000,000.00	
014000200100 - Auditor General for Local Governments	Purchase of 2 Toyota Corolla vehicle for 2 Deputy Auditor at head Office, Ado -Ekiti	4,000,000.00	-	-	0.0%	4,000,000.00	
014000300100 - Ekiti State Audit Service Commission	Rehabilitation of Ekiti Audit Service Commission building at State Secretariat , Ado-Ekiti.	9,700,000.00	-	-	0.0%	9,700,000.00	
014000300100 - Ekiti State Audit Service Commission	Secretariat, Ado-Ekiti.	49,900,000.00	-	-	0.0%	49,900,000.00	
014000300100 - Ekiti State Audit Service Commission	shelves, etc for the Office extension and the existing Office at Ekiti State Audit Service	15,000,000.00	-	-	0.0%	15,000,000.00	
014000300100 - Ekiti State Audit Service Commission	Purchase of 15 Hp computer sets for the Ekiti State Audit Service Commission, Ado-Ekiti.	12,000,000.00	-	-	0.0%	12,000,000.00	
014000300100 - Ekiti State Audit Service Commission	State Audit Service Commission	2,000,000.00	-	-	0.0%	2,000,000.00	
014000300100 - Ekiti State Audit Service Commission	cable and with all accessories solar energy to Ekiti State Audit Service Commission, Ado-	8,000,000.00	-	-	0.0%	8,000,000.00	
014000300100 - Ekiti State Audit Service Commission	and Chairman Office of Ekiti State Audit Service Commission, Ado Ekiti .	3,000,000.00	-	-	0.0%	3,000,000.00	
014000300100 - Ekiti State Audit Service Commission	Service Commission, Ado-Ekiti.	543,484.98	-	-	0.0%	543,484.98	
014700100100 - Ekiti State Civil Service Commission	Ado Ekiti.	5,000,000.00	-	-	0.0%	5,000,000.00	
Commission	Renovation of SIEC Headquarters building/electoral office in LGAs/LCDA across Ekiti State	80,000,000.00	-	-	0.0%	80,000,000.00	
016101200100 - Political and Economic Affairs Department	Ekiti State	1,000,000,000.00	-	-	0.0%	1,000,000,000.00	
016101200700 - Parastatals Affair Department	Purchase of 50 Chairs and Tables for the Staff of the Agency	5,000,000.00	-	-	0.0%	5,000,000.00	
016101300100 - Cabinet and Special Services	And Other Accessories For 2 Project Sites In Ado Ekiti	10,000,000.00	-	-	0.0%	10,000,000.00	
016101300100 - Cabinet and Special Services	Project In Ado Ekiti	10,000,000.00	-	-	0.0%	10,000,000.00	
016101300100 - Cabinet and Special Services	Acquisition of Software And Internet Server For The Safe City Project In Ado Ekiti	10,000,000.00	-	-	0.0%	10,000,000.00	
Training	and Training, Ado Ekiti	15,000,000.00	-	-	0.0%	15,000,000.00	
Training	Ministry of Capacity Development and Training, Ado Ekiti	12,000,000.00	-	-	0.0%	12,000,000.00	
Training	Training, Ado Ekiti	12,500,000.00	-	-	0.0%	12,500,000.00	
Training	Training, Ado Ekiti	50,500,000.00	-	-	0.0%	50,500,000.00	
016500100100 - Ministry of Special Duties	attached to Ministry of Special Duties, Ado Ekiti	10,000,000.00	-	-	0.0%	10,000,000.00	
016500100100 - Ministry of Special Duties	Ado Ekiti	10,000,000.00	-	-	0.0%	10,000,000.00	
021500100100 - Ministry of Agriculture and Food Security	for Agro Empowerment for the selected women across the state	20,000,000.00	-	-	0.0%	20,000,000.00	
021500100100 - Ministry of Agriculture and Food Security	LGA	187,500,000.00	-	-	0.0%	187,500,000.00	
021500100100 - Ministry of Agriculture and Food Security	Acquisition of Land (Land bank management/development: 1600 Hectares)	150,000,000.00	-	-	0.0%	150,000,000.00	
021500100100 - Ministry of Agriculture and Food Security	Purchase of 100 GPS equipment for ministry of agriculture on land mapping and GIS	5,000,000.00	-	-	0.0%	5,000,000.00	

Ekiti State Government Budget Performance Report 2026 Q1 - Capital Expenditure by Project

Administrative Code and Description	Project Description	2026 Original Budget	2026 Q1 Performance	2026 Performance Year to Date (Q1)	% Performance Year to Date against 2026 Original Budget	Balance (against Original Budget)	HOPE-GOV Tagging
021500100100 - Ministry of Agriculture and Food Security	Construction of 5 buildings (domitory) at Oke Ako	222,000,000.00	-	-	0.0%	222,000,000.00	
021500100100 - Ministry of Agriculture and Food Security	pliers	5,000,000.00	-	-	0.0%	5,000,000.00	
021500100100 - Ministry of Agriculture and Food Security	Construction of cocoa seed garden facilities at Ado Ekiti	50,000,000.00	-	-	0.0%	50,000,000.00	
021500100100 - Ministry of Agriculture and Food Security	Construction of poultry for Ekiti Broiler Production Scheme (EBOP) Emure and others	50,000,000.00	-	-	0.0%	50,000,000.00	
021500100100 - Ministry of Agriculture and Food Security	Construction of 5 buildings and related fish village facilities and smoking kiln in Ado Ekiti	110,000,000.00	-	-	0.0%	110,000,000.00	
021500100100 - Ministry of Agriculture and Food Security	Digitalization and Computerization of farmers information in Ekiti State	100,000,000.00	-	-	0.0%	100,000,000.00	
021500100100 - Ministry of Agriculture and Food Security	and other related items for environmental protection and farming surport	20,000,000.00	-	-	0.0%	20,000,000.00	
021500100100 - Ministry of Agriculture and Food Security	selected small holders farmers in Ikole and others for improved maize, rice seed and	20,000,000.00	-	-	0.0%	20,000,000.00	
021500100100 - Ministry of Agriculture and Food Security	farmers at Orin Ekiti and others	300,000,000.00	-	-	0.0%	300,000,000.00	
021500100100 - Ministry of Agriculture and Food Security	for vaccination against rabies, avians and other emerging/ re-emerging diseases	30,000,000.00	-	-	0.0%	30,000,000.00	
021500100100 - Ministry of Agriculture and Food Security	Tractors and other related equipments for cluster farmers and other support in 16 LGAs	5,672,500,000.00	-	-	0.0%	5,672,500,000.00	
021500100100 - Ministry of Agriculture and Food Security	Aramoko Ekiti, Aramoko LGA	16,666,666.67	-	-	0.0%	16,666,666.67	
021500100100 - Ministry of Agriculture and Food Security	Construction of Security houses in Moba Ekiti, Moba LGA	130,833,333.34	-	-	0.0%	130,833,333.34	
021500100100 - Ministry of Agriculture and Food Security	cutlasses, hoes and rain coat) to bring back youth in Agriculture in Ado-Ekiti	25,000,000.00	-	-	0.0%	25,000,000.00	
021500100100 - Ministry of Agriculture and Food Security	Ilu Eye Trading and aggregation Company Limited for Aggregation of Farm produce in	1,000,000,000.00	-	-	0.0%	1,000,000,000.00	
021500100100 - Ministry of Agriculture and Food Security	equipments and other initiatives for smallholder farmers	200,000,000.00	-	-	0.0%	200,000,000.00	
021500100100 - Ministry of Agriculture and Food Security	empowerment in Ilawre and neighboring Communities	50,000,000.00	-	-	0.0%	50,000,000.00	
021500100100 - Ministry of Agriculture and Food Security	Construction of Security houses in Orin, Ido Osi LGA	130,833,333.33	-	-	0.0%	130,833,333.33	
021500100100 - Ministry of Agriculture and Food Security	Construction of cribs and other grains storage at Oke Ako, Ikole LGA	12,500,000.00	12,000,000.00	12,000,000.00	96.0%	500,000.00	
021500100100 - Ministry of Agriculture and Food Security	Construction of a unit of warehouse at Gede, Ikole LGA	240,000,000.00	-	-	0.0%	240,000,000.00	
021500100100 - Ministry of Agriculture and Food Security	Construction of farm roads at Ise, Ise/Orun LGA	100,000,000.00	-	-	0.0%	100,000,000.00	
021500100100 - Ministry of Agriculture and Food Security	Rehabilitation of Egbe Farm Facility, Gbonyin LGA	30,000,000.00	-	-	0.0%	30,000,000.00	
021500100100 - Ministry of Agriculture and Food Security	Construction of a unit of warehouse at Epuro, Emure LGA	240,000,000.00	-	-	0.0%	240,000,000.00	
021500100100 - Ministry of Agriculture and Food Security	Construction of a unit of warehouse at Ado-Ekiti, Ado LGA	240,000,000.00	-	-	0.0%	240,000,000.00	
021500100100 - Ministry of Agriculture and Food Security	Construction of a unit of warehouse at Ekiti southwest LGA	240,000,000.00	-	-	0.0%	240,000,000.00	
021500100100 - Ministry of Agriculture and Food Security	Construction of a unit of warehouse at Oke Ako, Ikole LGA	240,000,000.00	-	-	0.0%	240,000,000.00	
021500100100 - Ministry of Agriculture and Food Security	Construction of farm roads at Aramoko, Ekiti west LGA	100,000,000.00	-	-	0.0%	100,000,000.00	
021500100100 - Ministry of Agriculture and Food Security	Construction of farm roads at Ado, Ado LGA	100,000,000.00	-	-	0.0%	100,000,000.00	
021500100100 - Ministry of Agriculture and Food Security	Construction of 5 buildings (domitory) at Ise, Ise/Orun LGA	222,000,000.00	-	-	0.0%	222,000,000.00	
021500100100 - Ministry of Agriculture and Food Security	Construction of 5 buildings (domitory) at Egbe, Gbonyin LGA	222,000,000.00	-	-	0.0%	222,000,000.00	
021500100100 - Ministry of Agriculture and Food Security	Construction of 5 buildings (domitory) at Omuo, Ekiti east LGA	222,000,000.00	-	-	0.0%	222,000,000.00	
021500100100 - Ministry of Agriculture and Food Security	Construction of 5 buildings (domitory) at Moba, Moba LGA	222,000,000.00	-	-	0.0%	222,000,000.00	
021500100100 - Ministry of Agriculture and Food Security	Construction of irrigation system and other initiative at youth farm in Epuro, Emure LGA	187,500,000.00	-	-	0.0%	187,500,000.00	
021500100100 - Ministry of Agriculture and Food Security	Construction of irrigation system and other initiative at youth farm in Erio	187,500,000.00	-	-	0.0%	187,500,000.00	
021500100100 - Ministry of Agriculture and Food Security	Construction of cribs and other grains storage at Ado-Ekiti, Ado LGA	25,000,000.00	12,000,000.00	12,000,000.00	48.0%	13,000,000.00	
021500100100 - Ministry of Agriculture and Food Security	Construction of cribs and other grains storage at Ikere-Ekiti, Ikere LGA	25,000,000.00	12,000,000.00	12,000,000.00	48.0%	13,000,000.00	
021500100100 - Ministry of Agriculture and Food Security	Construction of cribs and other grains storage at Ise-Ekiti, Ise/Orun LGA	25,000,000.00	12,000,000.00	12,000,000.00	48.0%	13,000,000.00	
021500100100 - Ministry of Agriculture and Food Security	Construction of cribs and other grains storage at Epuro, Emure LGA	25,000,000.00	12,000,000.00	12,000,000.00	48.0%	13,000,000.00	
021500100100 - Ministry of Agriculture and Food Security	Construction of cribs and other grains storage at Ose (Emure), Emure LGA	25,000,000.00	12,000,000.00	12,000,000.00	48.0%	13,000,000.00	
021500100100 - Ministry of Agriculture and Food Security	Construction of cribs and other grains storage at Aramoko Ekiti, Ekiti south west LGA	25,000,000.00	12,000,000.00	12,000,000.00	48.0%	13,000,000.00	

Ekiti State Government Budget Performance Report 2026 Q1 - Capital Expenditure by Project

Administrative Code and Description	Project Description	2026 Original Budget	2026 Q1 Performance	2026 Performance Year to Date (Q1)	% Performance Year to Date against 2026 Original Budget	Balance (against Original Budget)	HOPE-GOV Tagging
021500100100 - Ministry of Agriculture and Food Security	Construction of cribs and other grains storage at Ogotun Ekiti, Ekiti south west LGA	25,000,000.00	12,000,000.00	12,000,000.00	48.0%	13,000,000.00	
021500100100 - Ministry of Agriculture and Food Security	Construction of cribs and other grains storage at Egbe Ekiti, Gbonyin LGA	25,000,000.00	12,000,000.00	12,000,000.00	48.0%	13,000,000.00	
021500100100 - Ministry of Agriculture and Food Security	Construction of cribs and other grains storage at Omuo Ekiti, Omuo LGA	25,000,000.00	12,000,000.00	12,000,000.00	48.0%	13,000,000.00	
021500100100 - Ministry of Agriculture and Food Security	Construction of cribs and other grains storage at Iyemero	25,000,000.00	12,000,000.00	12,000,000.00	48.0%	13,000,000.00	
021500100100 - Ministry of Agriculture and Food Security	Construction of cribs and other grains storage at Gede, Ikole LGA	25,000,000.00	12,000,000.00	12,000,000.00	48.0%	13,000,000.00	
021500100100 - Ministry of Agriculture and Food Security	Rehabilitation of Omuo Farm Facility	30,000,000.00	-	-	0.0%	30,000,000.00	
021500100100 - Ministry of Agriculture and Food Security	Rehabilitation of Ise Farm Facility	30,000,000.00	-	-	0.0%	30,000,000.00	
021500100100 - Ministry of Agriculture and Food Security	Rehabilitation of Ikere Farm Facility	30,000,000.00	-	-	0.0%	30,000,000.00	
021500100100 - Ministry of Agriculture and Food Security	Rehabilitation of Oke Ako Farm Facility	30,000,000.00	-	-	0.0%	30,000,000.00	
021500100100 - Ministry of Agriculture and Food Security	Construction of Agro climatological stations in Emure in partnership with Nimet	16,666,666.65	-	-	0.0%	16,666,666.65	
021500100100 - Ministry of Agriculture and Food Security	Construction of Agro climatological stations in Ido in partnership with Nimet	16,666,665.68	-	-	0.0%	16,666,665.68	
021500100100 - Ministry of Agriculture and Food Security	Construction of fish village and smoking kiln in Ikere, Ikere LGA	110,000,001.00	-	-	0.0%	110,000,001.00	
021500100100 - Ministry of Agriculture and Food Security		30,000,000.00	-	-	0.0%	30,000,000.00	
021500100100 - Ministry of Agriculture and Food Security	Construction of Security houses in Odo Owa, Ijero LGA	130,833,333.33	-	-	0.0%	130,833,333.33	
021510200100 - Agricultural Development Programme	Ako, Iyemero, Gede Farm Settlement and other settlements	10,000,000.00	-	-	0.0%	10,000,000.00	
021510200100 - Agricultural Development Programme	Demonstration Plots. (Ikole-Ekiti, Ikere-Ekiti, Awo-Ekiti, Ilawe-Ekiti)	10,000,000.00	-	-	0.0%	10,000,000.00	
021510200100 - Agricultural Development Programme	customized blue and red rope for the conduct of 2024/2025 Agricultural Production	10,000,000.00	-	-	0.0%	10,000,000.00	
021510200100 - Agricultural Development Programme	Aramoko, Isan and Seed Processing Office at Agric Road, Mathew Street, Odo-Ado Ekiti	200,000,000.00	-	-	0.0%	200,000,000.00	
021510200100 - Agricultural Development Programme	10,000 litres of Isecticides and Herbicides Advocate and Sensitization Programme on	150,000,000.00	-	-	0.0%	150,000,000.00	
021510200100 - Agricultural Development Programme	Agriculture (WIA), Livestock, Fisheries, Agroprocessing) at Ikole, Ikere, Aramoko and	5,000,000.00	-	-	0.0%	5,000,000.00	
021510200100 - Agricultural Development Programme	Senatorial Zones to boot the interest of the Youth in Agriculture (Ikere-Ekiti, Ilawe-Ekiti,	5,000,000.00	-	-	0.0%	5,000,000.00	
021510200100 - Agricultural Development Programme	Construction and Establishment of Data Bank/Centre for ADP Activities (Ikole - Ekiti)	40,000,000.00	-	-	0.0%	40,000,000.00	
021510200100 - Agricultural Development Programme	early maturity seed/seedlings (Ado-Ekiti, Orin-Ekiti, Odo-Oro Ekiti)	70,000,000.00	-	-	0.0%	70,000,000.00	
021511000100 - Fountain Agricultural Marketing Agency	Renovation of FAMA Offices and storage facilities in Ado Ekiti, Ado Local Govt. Ado Ekiti	100,000,000.00	-	-	0.0%	100,000,000.00	
021511000100 - Fountain Agricultural Marketing Agency	Products and fertilizers)	80,000,000.00	70,000,000.00	70,000,000.00	87.5%	10,000,000.00	
021511000100 - Fountain Agricultural Marketing Agency	distribution of frozen poultry products and highly perishable agro commodities in Ado	20,000,000.00	-	-	0.0%	20,000,000.00	
021511600100 - FADAMA Project	sprayer, 1000 battery cage, 200 cassava processing machine etc across 16LGA,	500,000,000.00	1,550,000.00	1,550,000.00	0.3%	498,450,000.00	
Development Programme	Renovation of farm settlement buildings at Gede, Oye-LG	250,000,000.00	-	-	0.0%	250,000,000.00	
Development Programme	Renovation of farm settlement at Orin Ekiti, Ido-osi	200,000,000.00	-	-	0.0%	200,000,000.00	
Development Programme	Rehabilitation and Grading of farm roads at Gede farm settlement, Oye-LG	10,000,000.00	-	-	0.0%	10,000,000.00	
Development Programme	Rehabilitation and Grading of farm roads at Orin farm settlement, Ido-Osi	10,000,000.00	-	-	0.0%	10,000,000.00	
Development Programme	Rehabilitation and Grading of farm road at Osin Farm centre, Oye-LG	10,000,000.00	-	-	0.0%	10,000,000.00	
Development Programme	Rehabilitation and Grading of farm centre at Iyemero, IkoleLG	10,000,000.00	-	-	0.0%	10,000,000.00	
Development Programme	Rehabilitation and Grading of farm roads at Eporo farm centre, Emure-LG	10,000,000.00	-	-	0.0%	10,000,000.00	
Marketing Project (RAAMP) Office	Omisanjana - Ben Folarin - Oke Aso Road, Ado Ekiti	2,118,199,999.99	-	-	0.0%	2,118,199,999.99	
Marketing Project (RAAMP) Office	Rehabilitation and Repair of 8.77km Are-Oye Road in Oye LGA	900,000,000.00	-	-	0.0%	900,000,000.00	
Marketing Project (RAAMP) Office	2.85km Owode -Anaye Road. Ikere Ekiti	880,000,000.00	-	-	0.0%	880,000,000.00	
Marketing Project (RAAMP) Office	Isapa – Olopomeji - Ikun Road, Ilejejeje LGA	909,000,000.00	-	-	0.0%	909,000,000.00	
Marketing Project (RAAMP) Office	Ekameta School Road, Ijero LGA	910,953,320.26	-	-	0.0%	910,953,320.26	
Marketing Project (RAAMP) Office	Ako, Ikole LGA	728,864,979.67	-	-	0.0%	728,864,979.67	

Ekiti State Government Budget Performance Report 2026 Q1 - Capital Expenditure by Project

Administrative Code and Description	Project Description	2026 Original Budget	2026 Q1 Performance	2026 Performance Year to Date (Q1)	% Performance Year to Date against 2026 Original Budget	Balance (against Original Budget)	HOPE-GOV Tagging
Marketing Project (RAAMP) Office	LGA	540,000,000.00	-	-	0.0%	540,000,000.00	
Marketing Project (RAAMP) Office	Rehabilitation and Repair of 11.31km Jjero-Epe-Araromi-Iropora Road , Ijero LGA	909,000,000.00	-	-	0.0%	909,000,000.00	
Marketing Project (RAAMP) Office	Rehabilitation and Repair of 19.81km Ikole-Isaba-Ikoyi-Igbemo Road, Ikole LGA	838,255,289.43	-	-	0.0%	838,255,289.43	
Marketing Project (RAAMP) Office	Rehabilitation and Repair of 15.10km Ido-Ipere-Iludun Road, Ilejejeje LGA	1,350,000,000.00	-	-	0.0%	1,350,000,000.00	
Marketing Project (RAAMP) Office	Rehabilitation and Repair of 4.53km Abekoko-Ijaringbin Road, Ado Ekiti	1,015,726,410.65	-	-	0.0%	1,015,726,410.65	
Marketing Project (RAAMP) Office	Rehabilitation and Repair of 15.73km Agbado-Ejisun-Ipole-Ise Road, Aiyekire	900,000,000.00	-	-	0.0%	900,000,000.00	
Support (L-PRES) Projects Office	Odo Ado Ado Ekiti	100,000,000.00	-	-	0.0%	100,000,000.00	
Support (L-PRES) Projects Office	Purchase of 10 tables and 20 chairs for the 5 additional rooms of the L-PRES office	20,000,000.00	-	-	0.0%	20,000,000.00	
Support (L-PRES) Projects Office	Construction of Artificial Insemination center in Ado	968,000,000.00	-	-	0.0%	968,000,000.00	
Support (L-PRES) Projects Office	Ilupeju, poultry pens, cattle lairage, slaughter slabs, pig pens etc across the State	580,000,000.00	122,253,773.96	122,253,773.96	21.1%	457,746,226.04	
Support (L-PRES) Projects Office	cold chain facilities for storage of vaccines and other biologicals, cold room, refrigerator	300,000,000.00	-	-	0.0%	300,000,000.00	
Support (L-PRES) Projects Office	disease outbreak and strengthen one health platform and disease surveillance across the	150,000,000.00	6,165,261.00	6,165,261.00	4.1%	143,834,739.00	
Support (L-PRES) Projects Office	choppers etc to support 350 various livestock clusters across the State	350,000,000.00	-	-	0.0%	350,000,000.00	
Support (L-PRES) Projects Office	recording and service delivery and effective extension tools	5,000,000.00	-	-	0.0%	5,000,000.00	
Support (L-PRES) Projects Office	Construction of 8 water points at Ikun dairy farm and other locations in the State	400,000,000.00	-	-	0.0%	400,000,000.00	
Support (L-PRES) Projects Office	Purchase of land for the establishment of pasture on 1450 hectares at Irele Ekiti	1,900,000,000.00	-	-	0.0%	1,900,000,000.00	
Support (L-PRES) Projects Office	LGA	800,000,000.00	-	-	0.0%	800,000,000.00	
Support (L-PRES) Projects Office	Revonaton of 25 hectares of ranch at Ise Ekiti	30,000,000.00	-	-	0.0%	30,000,000.00	
Support (L-PRES) Projects Office	Construction and Establishment of all inclusive pig and poultry hub in eriffun Ado Ekiti	4,100,000,000.00	-	-	0.0%	4,100,000,000.00	
Support (L-PRES) Projects Office	block etc across the state	105,000,000.00	-	-	0.0%	105,000,000.00	
Support (L-PRES) Projects Office	irrigation facilities at Ikun dairy farm	1,000,000,000.00	-	-	0.0%	1,000,000,000.00	
Support (L-PRES) Projects Office	facility	404,500,000.00	-	-	0.0%	404,500,000.00	
(EKRARA)	Surveyor in the Agency in Ado Ekiti	12,500,000.00	-	-	0.0%	12,500,000.00	
(EKRARA)	1Thermostatic control Electric oven, 1Test Sieve Sets casagrande test machine etc for the	25,000,000.00	-	-	0.0%	25,000,000.00	
(EKRARA)	Construction of 12km Ikere – Olumilua Farm Settlement Road, Ise Ekiti, Ise-Orun LGA	50,000,000.00	-	-	0.0%	50,000,000.00	
(EKRARA)	South LGA	50,000,000.00	-	-	0.0%	50,000,000.00	
(EKRARA)	Olodo) and 7.1km Omi Olori - Ilupeju Avenue at Ado Ekiti	100,000,000.00	-	-	0.0%	100,000,000.00	
(EKRARA)	running fo the Agency activities	1,000,000.00	-	-	0.0%	1,000,000.00	
(EKRARA)	Purchase of 3Bajaj Motor Cycles for the Staff in the Agency in Ado Ekiti	6,000,000.00	-	-	0.0%	6,000,000.00	
(EKRARA)	Purchase of 3No Hylux Vehicles for the monitoring of projects across the State	258,000,000.00	-	-	0.0%	258,000,000.00	
(EKRARA)	Purchase of 8No laptops Hp Envy x360 for the staff of the Agency	8,000,000.00	-	-	0.0%	8,000,000.00	
(EKRARA)	Purchase of 4HP laserjet MFP Computer Printers for the Office of EKRARA	4,500,000.00	-	-	0.0%	4,500,000.00	
(EKRARA)	Purchase of 2Sharp brand Photocopying Machines for the Office of EKRARA	4,000,000.00	-	-	0.0%	4,000,000.00	
(EKRARA)	Purchase of 4Panasonic kx brand Shredding Machines for the Office of EKRARA	1,500,000.00	-	-	0.0%	1,500,000.00	
(EKRARA)	Purchase of 3Canon Lide Scanners Manchine for the Office of EKRARA	500,000.00	-	-	0.0%	500,000.00	
(EKRARA)	Purchase of 1Firman 10KVA Power Generating Set for the Office of EKRARA	1,400,000.00	-	-	0.0%	1,400,000.00	
(EKRARA)	Purchase of 10Fire Extingusher for the Office of EKRARA	600,000.00	-	-	0.0%	600,000.00	
(EKRARA)	Rehabilitation and Asphalt Overlay of 8.41km Enu-Odi-Ita Eku-Igirigiri Road at Ado Ekiti	50,000,000.00	-	-	0.0%	50,000,000.00	
(EKRARA)	Rehabilitation and Asphalt Overlay of 8.77km Are-Oye Road, Oye LGA	37,000,000.00	-	-	0.0%	37,000,000.00	
(EKRARA)	Rehabilitation and Asphalt Overlay of 11.31km Jjero-Epe-Araromi-Iropora Road	50,000,000.00	-	-	0.0%	50,000,000.00	
(EKRARA)	Rehabilitation and Asphalt Overlay of 19.81km Ikole-Isaba-Ikoyi-Igbemo Road	615,000,000.00	-	-	0.0%	615,000,000.00	
(EKRARA)	Rehabilitation and Asphalt Overlay of 15.1km Ido-Ipere-Iludun Road	50,000,000.00	50,000,000.00	50,000,000.00	100.0%	-	
(EKRARA)	Rehabilitation and Asphalt Overlay of 15.7k Agbado-Ijisun-Ipole-Ise Road	125,000,000.00	-	-	0.0%	125,000,000.00	
(EKRARA)	Rehabilitation and Asphalt Overlay of 7.19km Ikogosi-Aba Osun-Aba Oriokuta Road	50,000,000.00	24,506,781.69	24,506,781.69	49.0%	25,493,218.31	
021512300100 - Ekiti State Roads Fund (ESRF)	Purchase of 2 Toyota Hilux Vehicle for the Office of Ekiti State Roads Fund	186,000,000.00	-	-	0.0%	186,000,000.00	

Ekiti State Government Budget Performance Report 2026 Q1 - Capital Expenditure by Project

Administrative Code and Description	Project Description	2026 Original Budget	2026 Q1 Performance	2026 Performance Year to Date (Q1)	% Performance Year to Date against 2026 Original Budget	Balance (against Original Budget)	HOPE-GOV Tagging
021512300100 - Ekiti State Roads Fund (ESRF)	Purchase of 2 Bajaj Motorcycle for the Office of Ekiti State Roads Fund	5,000,000.00	-	-	0.0%	5,000,000.00	
021512300100 - Ekiti State Roads Fund (ESRF)	Purchase of 2 SHARP Photocopy Machine for the Office of Ekiti State Roads Fund	6,000,000.00	-	-	0.0%	6,000,000.00	
021512300100 - Ekiti State Roads Fund (ESRF)	Purchase of 12KVA Firman Generator for the Office of Ekiti State Roads Fund	3,000,000.00	-	-	0.0%	3,000,000.00	
021512300100 - Ekiti State Roads Fund (ESRF)	Purchase of Office furniture for Office Ekiti State Roads Fund	50,000,000.00	-	-	0.0%	50,000,000.00	
021512300100 - Ekiti State Roads Fund (ESRF)	Purchase of 5 Paper Shredder for Office of Ekiti State Roads Fund	3,000,000.00	-	-	0.0%	3,000,000.00	
021512300100 - Ekiti State Roads Fund (ESRF)	Purchase of 5 Laptop Computer for Ekiti State Roads Fund	10,000,000.00	-	-	0.0%	10,000,000.00	
021512300100 - Ekiti State Roads Fund (ESRF)	Purchase of 4 Printers for Ekiti State Roads Fund	7,000,000.00	-	-	0.0%	7,000,000.00	
021512300100 - Ekiti State Roads Fund (ESRF)	Purchase of 5 2.5Hp Airc conditioner for Office of ekiti State Roads Fund	10,000,000.00	-	-	0.0%	10,000,000.00	
021512300100 - Ekiti State Roads Fund (ESRF)	Purchase of 5 ox fan for Ekiti state Roads fund	700,000.00	-	-	0.0%	700,000.00	
021512300100 - Ekiti State Roads Fund (ESRF)	Purchase of 3 fridge for Ekiti State Roads Fund	1,200,000.00	-	-	0.0%	1,200,000.00	
021512300100 - Ekiti State Roads Fund (ESRF)	Purchase of Firefighting Equipment for Ekiti Roads Fund	800,000.00	-	-	0.0%	800,000.00	
021512300100 - Ekiti State Roads Fund (ESRF)	Purchase of WIFI routers for Ekiti State Roads Fund	3,000,000.00	-	-	0.0%	3,000,000.00	
021512300100 - Ekiti State Roads Fund (ESRF)	Purchase of 10KVA Solar Inverter for Ekiti State Roads Fund	14,200,000.00	-	-	0.0%	14,200,000.00	
022000100100 - Ministry of Finance	drawers, 10 Executive chairs and 30 Office desk chairs, 5 file shelves, 10 Iron cabinets	29,011,240.71	-	-	0.0%	29,011,240.71	
022000100100 - Ministry of Finance	RAM	20,000,000.00	-	-	0.0%	20,000,000.00	
022000100100 - Ministry of Finance	Purchase of 20 Computers printers (HP Laser Jet M211d)	7,000,000.00	-	-	0.0%	7,000,000.00	
022000100100 - Ministry of Finance	Purchase of eight (8) Photocopying machine (Sharp Digital Copier MX-310N)	6,800,000.00	-	-	0.0%	6,800,000.00	
022000100100 - Ministry of Finance	Purchase of three (3) Typewriters (Maple field vintage Typewriters)	1,950,000.00	-	-	0.0%	1,950,000.00	
022000100100 - Ministry of Finance	Purchase of Shredding Machines (Sanya paper shredder SBS-650ci)	1,780,000.00	-	-	0.0%	1,780,000.00	
022000100100 - Ministry of Finance	Rehabilitation of Office building	20,000,000.00	-	-	0.0%	20,000,000.00	
022000100100 - Ministry of Finance	Computerization and Digitalization of Expenditure Process	80,000,000.00	-	-	0.0%	80,000,000.00	
022000700100 - Office of the Accountant General	Purchase of 20 security iron safes for various MDAs	30,000,000.00	-	-	0.0%	30,000,000.00	
022000700100 - Office of the Accountant General	Contruction of Accountant General's Office at Ado Ekiti	18,191,361.18	-	-	0.0%	18,191,361.18	
022000700100 - Office of the Accountant General	Purchase of 20HP Core i7 Laptop for AG's Office in Ado Ekiti	20,000,000.00	-	-	0.0%	20,000,000.00	
022000700100 - Office of the Accountant General	Purchase of 20 HP computer Printers for AG's Office in Ado Ekiti	10,000,000.00	-	-	0.0%	10,000,000.00	
022000700100 - Office of the Accountant General	Ekiti	30,000,000.00	-	-	0.0%	30,000,000.00	
022000701100 - Central Internal Audit	Computerisation & Digitalisation of the activities of BCIA	6,520,235.36	-	-	0.0%	6,520,235.36	
022000800100 - Ekiti State Internal Revenue Service	Purchase of 50 Executive Tables for new Offices at New Revenue House Ado Ekiti	10,000,000.00	-	-	0.0%	10,000,000.00	
022000800100 - Ekiti State Internal Revenue Service	Purchase of 50 Executive Chairs for Offices at New Revenue House at Ado Ekiti	10,000,000.00	-	-	0.0%	10,000,000.00	
022000800100 - Ekiti State Internal Revenue Service	Purchase of 104 Office tables for general Offices at the New Revenue House at Ado Ekiti	10,000,000.00	-	-	0.0%	10,000,000.00	
022000800100 - Ekiti State Internal Revenue Service	House Ado Ekiti	10,000,000.00	-	-	0.0%	10,000,000.00	
022000800100 - Ekiti State Internal Revenue Service	Renovation of Ado 5 Tax Station in Idemo, Ado Ekiti	5,000,000.00	-	-	0.0%	5,000,000.00	
022000800100 - Ekiti State Internal Revenue Service	Renovation of Ikere tax Station in Ikere Ekiti	5,000,000.00	-	-	0.0%	5,000,000.00	
022000800100 - Ekiti State Internal Revenue Service	Renovation of Emure Tax Station in Emure Ekiti	5,000,000.00	-	-	0.0%	5,000,000.00	
022000800100 - Ekiti State Internal Revenue Service	Renovation of Ise Tax Station in Ise Ekiti	5,000,000.00	-	-	0.0%	5,000,000.00	
022000800100 - Ekiti State Internal Revenue Service	Ekiti State	25,000,000.00	-	-	0.0%	25,000,000.00	
022000800100 - Ekiti State Internal Revenue Service	stations in Ekiti State	10,000,000.00	-	-	0.0%	10,000,000.00	
022000800100 - Ekiti State Internal Revenue Service	26 Tax stations in Ekiti State	10,000,000.00	-	-	0.0%	10,000,000.00	
022000800100 - Ekiti State Internal Revenue Service	Revenue house in Ado Ekiti	7,007,017.77	-	-	0.0%	7,007,017.77	
022000800100 - Ekiti State Internal Revenue Service	Ekiti	10,000,000.00	-	-	0.0%	10,000,000.00	
022000800100 - Ekiti State Internal Revenue Service	Construction of Reveue House at Fajuyi, Ado Ekiti	425,000,000.00	144,946,944.63	144,946,944.63	34.1%	280,053,055.37	
022000900100 - Signage and Advertisement Agency	Ekiti West LG, Ilejemeje LG etc of Ekiti State, Flusher Machine forposter removal	6,000,000.00	-	-	0.0%	6,000,000.00	
022000900100 - Signage and Advertisement Agency	Purchase of 2 HP complete Computer sets and 4 HP Laptops for Office use	1,204,885.09	-	-	0.0%	1,204,885.09	
022000900100 - Signage and Advertisement Agency	each 3 Senatorial district Office for revenue collection coverage	1,000,000.00	-	-	0.0%	1,000,000.00	
022001000100 - Ekiti State Lotteries Commission	45 inches Hisense smart TV and 3 Refrigerator and 10	22,000,000.00	-	-	0.0%	22,000,000.00	

Ekiti State Government Budget Performance Report 2026 Q1 - Capital Expenditure by Project

Administrative Code and Description	Project Description	2026 Original Budget	2026 Q1 Performance	2026 Performance Year to Date (Q1)	% Performance Year to Date against 2026 Original Budget	Balance (against Original Budget)	HOPE-GOV Tagging
022001000100 - Ekiti State Lotteries Commission	Purchase and installation of Lottery (ICT) Software and productions of websites and logo	5,479,530.73	-	-	0.0%	5,479,530.73	
022005700100 - Bureau of Assets Management	Ado Ekiti	217,750,000.00	-	-	0.0%	217,750,000.00	
022005700100 - Bureau of Assets Management	Purchase of 1 shredding Machine for the Director General's Office	500,000.00	-	-	0.0%	500,000.00	
022005700100 - Bureau of Assets Management	of Bureau of Assets Management Office	11,000,000.00	-	-	0.0%	11,000,000.00	
022005700100 - Bureau of Assets Management	Purchase of 5 Hp Laptop Computers for DG,DFA,DAS,CIA and DPR&S	5,000,000.00	-	-	0.0%	5,000,000.00	
022005700100 - Bureau of Assets Management	General	2,500,000.00	-	-	0.0%	2,500,000.00	
022005700100 - Bureau of Assets Management	General	3,000,000.00	-	-	0.0%	3,000,000.00	
022005700100 - Bureau of Assets Management	Purchase of 1 scanners (HP ScanJrt Pro 3500f1) for the use of Director General	500,000.00	-	-	0.0%	500,000.00	
and Cooperatives	Renovation of Industrial Estate, Akure road, Ikere Ekiti	50,000,000.00	-	-	0.0%	50,000,000.00	
and Cooperatives	Construction of model mechanic/artisan village at Ikere road, Ado Ekiti	500,000,000.00	-	-	0.0%	500,000,000.00	
and Cooperatives	Purchase of 50 HP Desktop Computer and 10 HP Elite Books for MSME ICT HUB	100,000,000.00	-	-	0.0%	100,000,000.00	
and Cooperatives	Construction of export processing centre in Ado-Ekiti	109,000,000.00	-	-	0.0%	109,000,000.00	
and Cooperatives	the State	500,000,000.00	-	-	0.0%	500,000,000.00	
and Cooperatives	barbing equipments etc for Economic Empowerment to Informal Sector across the state	1,700,000,000.00	-	-	0.0%	1,700,000,000.00	
and Cooperatives	Construction of Stands for participants at the Trade Fair Complex, Ado Ekiti.	41,000,000.00	-	-	0.0%	41,000,000.00	
022200900100 - Knowledge Zone Projects Unit	Average width 8M)	370,000,000.00	-	-	0.0%	370,000,000.00	
022200900100 - Knowledge Zone Projects Unit	Ekiti Knowledge Zone Office	60,000,000.00	-	-	0.0%	60,000,000.00	
022200900100 - Knowledge Zone Projects Unit	Zone Office	50,000,000.00	-	-	0.0%	50,000,000.00	
022200900100 - Knowledge Zone Projects Unit	Construction of secured inspection staking areas in Ekiti State Knowledge Zone	128,119,639.77	-	-	0.0%	128,119,639.77	
Promotion Agency	Agency activities, Ado Ekiti	7,470,114.30	-	-	0.0%	7,470,114.30	
Promotion Agency	Rehabilitation of Ekiti Knowledge Zone Project Office in Ado Ekiti	20,000,000.00	-	-	0.0%	20,000,000.00	
Promotion Agency	Ekiti.	75,000,000.00	-	-	0.0%	75,000,000.00	
Promotion Agency	Knowledge Zone in Ado Ekiti	15,000,000.00	-	-	0.0%	15,000,000.00	
Promotion Agency	Purchase and installation of Accounting software for Ekiti Knowledge Zone Ado Ekiti	15,000,000.00	-	-	0.0%	15,000,000.00	
Promotion Agency	with Intel Turbo Boost Technology 24MB L3 cache,16cores,22threads)32GBmem	40,000,000.00	-	-	0.0%	40,000,000.00	
Promotion Agency	Development & Investment Promotion Agency Ado Ekiti	3,000,000.00	-	-	0.0%	3,000,000.00	
Promotion Agency	Akure,Cargo Airport Ijan Ekiti, Ado Ekiti,Ikogosi	30,000,000.00	-	-	0.0%	30,000,000.00	
Promotion Agency	Implementation Office in Ado Ekiti	5,000,000.00	-	-	0.0%	5,000,000.00	
Promotion Agency	Ekiti,Iyemero Ekiti,Itapaji Ekiti,Ikogosi Ekiti, Ipole-Iloro Ekiti,Oke Ako Ekiti.	2,000,000.00	-	-	0.0%	2,000,000.00	
Promotion Agency	Agency Ado Ekiti	2,500,000.00	-	-	0.0%	2,500,000.00	
Development Agency	Construction of 8 units Culverts and Drainages at Ado Communities in Ado LGA	34,000,000.00	-	-	0.0%	34,000,000.00	
Development Agency	LGA	57,000,000.00	-	-	0.0%	57,000,000.00	
Development Agency	Construction of 2 units Health Centre at Ado Communities in Ado LGA	17,000,000.00	-	-	0.0%	17,000,000.00	
Development Agency	Rehabilitation of 6 Classrooms in 2 Community schools at Ado in Ado LGA	17,000,000.00	-	-	0.0%	17,000,000.00	
Development Agency	LGA	57,000,000.00	-	-	0.0%	57,000,000.00	
Development Agency	Construction of 2 units Health Centre at Ejigan Communities in Efon LGA	17,000,000.00	-	-	0.0%	17,000,000.00	
Development Agency	LGA	34,000,000.00	-	-	0.0%	34,000,000.00	
Development Agency	Construction of 8 Classrooms in 4 Community schools at Efon Communities in Efon LGA	17,000,000.00	-	-	0.0%	17,000,000.00	
Development Agency	communities in Ekiti East LGA	57,000,000.00	-	-	0.0%	57,000,000.00	
Development Agency	Construction of 3 Basic healthcentres at Omuo & Other communities in Ekiti East LGA	34,000,000.00	-	-	0.0%	34,000,000.00	
Development Agency	Construction of 6 Classrooms in 3 Community schools at Omuo Oke in Ekiti East LGA	34,000,000.00	-	-	0.0%	34,000,000.00	
Development Agency	south West LGA	28,500,000.00	13,117,000.00	13,117,000.00	46.0%	15,383,000.00	
Development Agency	Ekiti south West LGA	14,250,000.00	-	-	0.0%	14,250,000.00	
Development Agency	Ekiti south West LGA	14,250,000.00	-	-	0.0%	14,250,000.00	
Development Agency	Rehabilitation of 6 Classrooms in 2 Community schools at Ilawe in Ekiti South West LGA	17,000,000.00	-	-	0.0%	17,000,000.00	

Ekiti State Government Budget Performance Report 2026 Q1 - Capital Expenditure by Project

Administrative Code and Description	Project Description	2026 Original Budget	2026 Q1 Performance	2026 Performance Year to Date (Q1)	% Performance Year to Date against 2026 Original Budget	Balance (against Original Budget)	HOPE-GOV Tagging
Development Agency	Construction of 4 Classrooms in 2 Community schools at Ogotun in Ekiti South West LGA	17,000,000.00	-	-	0.0%	17,000,000.00	
Development Agency	LGA	34,000,000.00	-	-	0.0%	34,000,000.00	
Development Agency	communities in Ekiti West LGA	28,500,000.00	-	-	0.0%	28,500,000.00	
Development Agency	communities in Ekiti West LGA	28,500,000.00	-	-	0.0%	28,500,000.00	
Development Agency	West LGA	34,000,000.00	-	-	0.0%	34,000,000.00	
Development Agency	Rehabilitation of 6 Classrooms in 2 Community schools at Ipole Iloro in Ekiti West LGA	17,000,000.00	-	-	0.0%	17,000,000.00	
Development Agency	Construction of 2 Basic health centres at Aramoko & Other communities in Ekiti West LGA	17,000,000.00	-	-	0.0%	17,000,000.00	
Development Agency	communities in Emure LGA	57,000,000.00	30,686,000.00	30,686,000.00	53.8%	26,314,000.00	
Development Agency	LGA	17,000,000.00	-	-	0.0%	17,000,000.00	
Development Agency	Construction of 1 unit Basic health centres at Alapoto community in Emure LGA	17,000,000.00	-	-	0.0%	17,000,000.00	
Development Agency	Construction of 1 unit Basic health centres at Emure community in Emure LGA	17,000,000.00	-	-	0.0%	17,000,000.00	
Development Agency	LGA	17,000,000.00	-	-	0.0%	17,000,000.00	
Development Agency	Ilejemeje LGA	28,500,000.00	-	-	0.0%	28,500,000.00	
Development Agency	communities in Ilejemeje LGA	28,500,000.00	-	-	0.0%	28,500,000.00	
Development Agency	LGA	34,000,000.00	-	-	0.0%	34,000,000.00	
Development Agency	LGA	34,000,000.00	-	-	0.0%	34,000,000.00	
Development Agency	in Irepdun/Ifelodun LGA	28,500,000.00	-	-	0.0%	28,500,000.00	
Development Agency	Irepdun/Ifelodun LGA	14,250,000.00	-	-	0.0%	14,250,000.00	
Development Agency	Irepdun/Ifelodun LGA	14,250,000.00	-	-	0.0%	14,250,000.00	
Development Agency	Irepodun/Ifelodun LGA	34,000,000.00	-	-	0.0%	34,000,000.00	
Development Agency	LGA	34,000,000.00	-	-	0.0%	34,000,000.00	
Development Agency	Rehabilitation of 1 unit Basic health centres at Orun community in Ise/Orun LGA	17,000,000.00	-	-	0.0%	17,000,000.00	
Development Agency	Ise/Orun LGA	28,500,000.00	-	-	0.0%	28,500,000.00	
Development Agency	Ise/Orun LGA	28,500,000.00	-	-	0.0%	28,500,000.00	
Development Agency	LGA	17,000,000.00	-	-	0.0%	17,000,000.00	
Development Agency	Construction of 4 Basic health centres at Ise & Other communities in Ise/Orun LGA	34,000,000.00	-	-	0.0%	34,000,000.00	
Development Agency	communities in Ido/Osi LGA	57,000,000.00	-	-	0.0%	57,000,000.00	
Development Agency	LGA	17,000,000.00	-	-	0.0%	17,000,000.00	
Development Agency	Rehabilitation of 6 Classrooms in 2 Community schools at Ido community in Ido/Osi LGA	17,000,000.00	-	-	0.0%	17,000,000.00	
Development Agency	Rehabilitation of 1 unit Basic health centre at Ido community in Ido/Osi LGA	34,000,000.00	-	-	0.0%	34,000,000.00	
Development Agency	communities in Ijero LGA	28,500,000.00	-	-	0.0%	28,500,000.00	
Development Agency	communities in Ijero LGA	14,250,000.00	-	-	0.0%	14,250,000.00	
Development Agency	communities in Ijero LGA	14,250,000.00	-	-	0.0%	14,250,000.00	
Development Agency	LGA	34,000,000.00	-	-	0.0%	34,000,000.00	
Development Agency	Construction of 4 Basic health centres at Ijero & Other communities in Ijero LGA	34,000,000.00	-	-	0.0%	34,000,000.00	
Development Agency	communities in Ikere LGA	57,000,000.00	-	-	0.0%	57,000,000.00	
Development Agency	LGA	17,000,000.00	-	-	0.0%	17,000,000.00	
Development Agency	Construction of 2 Basic health centres at Ikere & Other communities in Ikere LGA	17,000,000.00	-	-	0.0%	17,000,000.00	
Development Agency	LGA	34,000,000.00	-	-	0.0%	34,000,000.00	
Development Agency	LGA	14,250,000.00	-	-	0.0%	14,250,000.00	
Development Agency	LGA	14,250,000.00	-	-	0.0%	14,250,000.00	
Development Agency	Ikole LGA	14,250,000.00	-	-	0.0%	14,250,000.00	
Development Agency	LGA	14,250,000.00	-	-	0.0%	14,250,000.00	
Development Agency	Construction of 4 Classrooms in 2 Community schools at Ikole in Ikole LGA	17,000,000.00	-	-	0.0%	17,000,000.00	
Development Agency	LGA	17,000,000.00	-	-	0.0%	17,000,000.00	

Ekiti State Government Budget Performance Report 2026 Q1 - Capital Expenditure by Project

Administrative Code and Description	Project Description	2026 Original Budget	2026 Q1 Performance	2026 Performance Year to Date (Q1)	% Performance Year to Date against 2026 Original Budget	Balance (against Original Budget)	HOPE-GOV Tagging
Development Agency	LGA	34,000,000.00	-	-	0.0%	34,000,000.00	
Development Agency	LGA	28,500,000.00	-	-	0.0%	28,500,000.00	
Development Agency	LGA	14,250,000.00	-	-	0.0%	14,250,000.00	
Development Agency	LGA	14,250,000.00	-	-	0.0%	14,250,000.00	
Development Agency	Rehabilitation of 2 units Basic health centre at Otun community in Ikole LGA	17,000,000.00	-	-	0.0%	17,000,000.00	
Development Agency	Rehabilitation of 1 unit Basic health centre at Epe community in Moba LGA	17,000,000.00	-	-	0.0%	17,000,000.00	
Development Agency	Construction of 4 Classrooms in 2 Community schools at Ikosu in Moba LGA	17,000,000.00	-	-	0.0%	17,000,000.00	
Development Agency	Construction of 1 unit Culverts and Drainages at Igogo Communities in Moba LGA	17,000,000.00	-	-	0.0%	17,000,000.00	
Development Agency	LGA	14,250,000.00	-	-	0.0%	14,250,000.00	
Development Agency	LGA	14,250,000.00	-	-	0.0%	14,250,000.00	
Development Agency	LGA	14,250,000.00	-	-	0.0%	14,250,000.00	
Development Agency	LGA	14,250,000.00	-	-	0.0%	14,250,000.00	
Development Agency	Rehabilitation of 6 Classrooms in 2 Community schools at Ilupeju community in Ijero LGA	17,000,000.00	-	-	0.0%	17,000,000.00	
Development Agency	Rehabilitation of 2 units Basic health centre at Oye community in Oye LGA	17,000,000.00	-	-	0.0%	17,000,000.00	
Development Agency	Construction of 2 units Culverts and Drainages at Ire & other Communities in Oye LGA	34,000,000.00	-	-	0.0%	34,000,000.00	
Development Agency	LGA	14,250,000.00	-	-	0.0%	14,250,000.00	
Development Agency	LGA	14,250,000.00	-	-	0.0%	14,250,000.00	
Development Agency	Gbonyin LGA	14,250,000.00	-	-	0.0%	14,250,000.00	
Development Agency	Gbonyin LGA	14,250,000.00	-	-	0.0%	14,250,000.00	
Development Agency	GbonyinLGA	17,000,000.00	-	-	0.0%	17,000,000.00	
Development Agency	Rehabilitation of 1 unit Basic health centre at Ijan community in Gbonyin LGA	17,000,000.00	-	-	0.0%	17,000,000.00	
Development Agency	Construction of 2 units Culverts and Drainages at Ode & other Communities in Oye LGA	17,000,000.00	-	-	0.0%	17,000,000.00	
Development Agency	Rehabilitation of 1 unit Basic health centre at Imesi community in Gbonyin LGA	17,000,000.00	-	-	0.0%	17,000,000.00	
Development Agency	machines	110,000,000.00	-	-	0.0%	110,000,000.00	
Development Agency	Medium Scale Businesses/ Purchase of Dell Laptops and other Equipments	300,000,000.00	-	-	0.0%	300,000,000.00	
Development Agency	support for 20,000 MSMEs to promote commercial activities in the State	20,000,000.00	-	-	0.0%	20,000,000.00	
Development Agency	Isan,Ilupeju,Iloro,Aisegba,Ikere,Ado and Credit facilities across the 16 LGs of Ekiti	14,000,000.00	-	-	0.0%	14,000,000.00	
Development Agency	Development Centers facilities in Ilupeju,Iloro,Aisegba,Ikere,and Isan Ekiti	77,082,012.77	-	-	0.0%	77,082,012.77	
Development Agency	tables,15 Standing fans, 10 Small fridges,10 TV set ,10 AC for the HQTs and 16 LGs	17,000,000.00	-	-	0.0%	17,000,000.00	
Development Agency	in Ekiti State	13,000,000.00	-	-	0.0%	13,000,000.00	
Development Agency	Purchase of 7 HP Laserjet Printers for the HQTs office in Ado Ekiti	5,000,000.00	-	-	0.0%	5,000,000.00	
Development Agency	Purchase of 3 Photocopiers for the HQTs Office in Ado Ekiti	4,000,000.00	-	-	0.0%	4,000,000.00	
Development Agency	areas of Ekiti State	17,000,000.00	-	-	0.0%	17,000,000.00	
Agency	Analysis of mineral and rocks sample of raw materials at Ado Ekiti and other designated	30,000,000.00	-	-	0.0%	30,000,000.00	
Agency	Resources Development Agency towards ascertaining occurrences of Minerals for	150,000,000.00	-	-	0.0%	150,000,000.00	
Agency	Environmental Impact Assessment of Mining Exploration across the 16 LGAs of Ekiti State	9,107,675.77	-	-	0.0%	9,107,675.77	
Creation	(LMIS)	73,608,061.14	-	-	0.0%	73,608,061.14	
Creation	State Employment Trust Fund (ETF) in Secretariat, Ado Ekiti	250,000,000.00	-	-	0.0%	250,000,000.00	
022700200100 - Job Creation and Employment Agency	4,000 cultlasses, 1,000 wheel barrows, 4,000 hand gloves, 5,000 nose masks anf	348,703,362.96	-	-	0.0%	348,703,362.96	
Technology	Construction of Digital Innovation Laboratory in Ado Ekiti, Ado LGA	300,000,000.00	-	-	0.0%	300,000,000.00	
Technology	Construction of Digital Innovation Laboratory in Ekiti West LGA	300,000,000.00	-	-	0.0%	300,000,000.00	
Technology	Construction of Digital Innovation Laboratory in Ikole, Ikole LGA	300,000,000.00	-	-	0.0%	300,000,000.00	
Technology	Computarization and Digitalization of Public Service activities	250,000,000.00	-	-	0.0%	250,000,000.00	
Technology	Championship (ftc) Sets, Lego Sets, etc for Public Secondary Schools for Ministry of	450,000,000.00	-	-	0.0%	450,000,000.00	
Technology (ICT)	across the State.	300,000,000.00	-	-	0.0%	300,000,000.00	

Ekiti State Government Budget Performance Report 2026 Q1 - Capital Expenditure by Project

Administrative Code and Description	Project Description	2026 Original Budget	2026 Q1 Performance	2026 Performance Year to Date (Q1)	% Performance Year to Date against 2026 Original Budget	Balance (against Original Budget)	HOPE-GOV Tagging
Technology (ICT)	Construction of Ekiti State Fibre Optic Ring Phase 1	50,000,000.00	-	-	0.0%	50,000,000.00	
Technology (ICT)	Facilities, Database Management etc) in Ado Ekiti	10,000,000.00	-	-	0.0%	10,000,000.00	
022900100100 - Ministry of Transportation	Construction of Airport in Ado Ekiti (Additional work)	1,000,000,000.00	787,225,432.26	787,225,432.26	78.7%	212,774,567.74	
022900100100 - Ministry of Transportation	Verification Systems for access to restricted areas, 2 Toll collection booths, 1 additional	1,100,000,000.00	-	-	0.0%	1,100,000,000.00	
022900100100 - Ministry of Transportation	bedroom flats as Aviation Quarters inside Ekiti Airport in Ado Ekiti	2,200,000,000.00	819,922,379.74	819,922,379.74	37.3%	1,380,077,620.26	
022900100100 - Ministry of Transportation	Purchase and installation of 15 solar CCTV on the traffic lights in Ado Ekiti	150,000,000.00	-	-	0.0%	150,000,000.00	
022900100100 - Ministry of Transportation	Purchase of 2 Toyota Hilux Vehicles (patrol vehicle for NPF and runway sweeper)	130,000,000.00	-	-	0.0%	130,000,000.00	
022900200100 - Ekiti State Traffic Management Agency	across Ekiti State	10,000,000.00	-	-	0.0%	10,000,000.00	
022900200100 - Ekiti State Traffic Management Agency	Ekiti	85,000,000.00	-	-	0.0%	85,000,000.00	
022900200100 - Ekiti State Traffic Management Agency	Purchase of 10 G-Clamps for ESTMA Officers, Ado Ekiti	5,000,000.00	-	-	0.0%	5,000,000.00	
022900300100 - Ekiti State Public Works Corporation	forBulldozer,Excavator,pay loader cart,Grader Cart, Earth roller and Holland Tractor	500,000,000.00	-	-	0.0%	500,000,000.00	
022900300100 - Ekiti State Public Works Corporation	switch, 3 limit switch, 30 conveyour rope etc for Asphalt plant Maintenance	5,000,000.00	-	-	0.0%	5,000,000.00	
022900300100 - Ekiti State Public Works Corporation	Rehabilitation of Ado township roads and others across Ekiti State	1,255,000,000.00	-	-	0.0%	1,255,000,000.00	
023400100100 - Ministry of Works	IREPODUN/IFELODUN LGA).	180,000,000.00	-	-	0.0%	180,000,000.00	
023400100100 - Ministry of Works	Rehabilitation of 2.5km Oro-Alanaka-Imoba Road, Efon Alaaye, (EFON LGA).	1,690,000,000.00	-	-	0.0%	1,690,000,000.00	
023400100100 - Ministry of Works	Rehabilitation of 30.2km Oke Ayedun-Ipao-OkeAko-Irele Road (IKOLE LGA)	1,000,000,000.00	530,031,682.68	530,031,682.68	53.0%	469,968,317.32	
023400100100 - Ministry of Works	EXCAVATOR. ADO-EKITI	10,000,000.00	-	-	0.0%	10,000,000.00	
023400100100 - Ministry of Works	MINISTRY, ADO-EKITI.	5,000,000.00	-	-	0.0%	5,000,000.00	
023400100100 - Ministry of Works	Junctions in ADO-EKITI.	10,000,000.00	-	-	0.0%	10,000,000.00	
023400100100 - Ministry of Works	in Ado-Ekiti LGA and others	20,000,000.00	-	-	0.0%	20,000,000.00	
023400100100 - Ministry of Works	Rehabilitation of 17.4km Ita Ido-Ido Ile-Okemesi Junction Road(EKITI WEST LGA).	6,069,016,625.65	1,000,000,000.00	1,000,000,000.00	16.5%	5,069,016,625.65	
023400100100 - Ministry of Works	Reinforcement Test, Ado-Ekiti.	10,000,000.00	-	-	0.0%	10,000,000.00	
023400100100 - Ministry of Works	WEST LGA).	706,000,000.00	-	-	0.0%	706,000,000.00	
023400100100 - Ministry of Works	Reconstruction of 19.2km Ikere-Igbara Odo Road (10.8KM IKERE LGA).	1,300,000,000.00	-	-	0.0%	1,300,000,000.00	
023400100100 - Ministry of Works	Ekiti	2,400,000,000.00	-	-	0.0%	2,400,000,000.00	
023400100100 - Ministry of Works	Construction of 7KM New Ado-Iyin Dualized Road (3.4km IREPODUN/IFELODUN LGA).	917,800,000.00	-	-	0.0%	917,800,000.00	
023400100100 - Ministry of Works	Rehabilitation of Ado Township Roads, Ado Ekiti LGA	6,930,000,000.00	3,500,000,000.00	3,500,000,000.00	50.5%	3,430,000,000.00	
023400100100 - Ministry of Works	Rehabilitation of 36.8km Itawure-Okemesi Road (EKITI WEST LGA)	365,000,000.00	-	-	0.0%	365,000,000.00	
023400100100 - Ministry of Works	Rehabilitation of 15.3KM Awo-Ara-Ijero road. (4.5km AWO, IREPODUN/IFELODUN LGA)	2,000,000,000.00	-	-	0.0%	2,000,000,000.00	
023400100100 - Ministry of Works	Rehabilitation of 15.3KM Awo-Ara-Ijero road (10.5km ARA, IJERO LGA).	3,258,000,000.00	-	-	0.0%	3,258,000,000.00	
023400100100 - Ministry of Works	Rehabilitation of 22km Ijan-Ise Road (10km IJAN, GBONYIN LGA)	2,400,000,000.00	-	-	0.0%	2,400,000,000.00	
023400100100 - Ministry of Works	Reconstruction of 22km Ijan-Ise Road (12km ISE, ISE/ORUN LGA)	2,149,373,670.05	-	-	0.0%	2,149,373,670.05	
023400100100 - Ministry of Works	Rehabilitation of 19.8KM Ado-Ekiti-Iworoko-Ifaki Dualization Road (10.6km ADO LGA)	1,440,660,264.16	500,000,000.00	500,000,000.00	34.7%	940,660,264.16	
023400100100 - Ministry of Works	Rehabilitation of 19.8KM Ado-Ekiti-Iworoko-Ifaki Dualization Road (9.2km IDO/OSI LGA).	1,250,384,380.22	-	-	0.0%	1,250,384,380.22	
023400100100 - Ministry of Works	Construction of Road to Ekiti State Independent Power Plant (IPP), ADO-EKITI.	500,000.00	-	-	0.0%	500,000.00	
023400100100 - Ministry of Works	Construction of 1km A-Bamisil International Ltd-Ijan Road, Ado-Ekiti (ADO LGA).	10,000,000.00	-	-	0.0%	10,000,000.00	
023400100100 - Ministry of Works	Rehabilitation of 21.6km Ikere-Ilawe Road (11.65km IKERE LGA).	250,000,000.00	-	-	0.0%	250,000,000.00	
023400100100 - Ministry of Works	Rehabilitation of 21.6km Ikere-Ilawe Road (10km ILAWE EKITI SOUTH WEST LGA).	159,325,000.00	-	-	0.0%	159,325,000.00	
023400100100 - Ministry of Works	Rehabilitation of 9.8km Itapa-Omu-Ijelu Road (OYE LGA)	218,000,000.00	217,896,056.62	217,896,056.62	100.0%	103,943.38	
023400100100 - Ministry of Works	Rehabilitation of 12.1km Iloro-Ijurin-Ayegunle Road (IJERO LGA)	1,100,000,000.00	-	-	0.0%	1,100,000,000.00	
023400100100 - Ministry of Works	Rehabilitation of 9.5km Ilawe-Igede Road (EKITI SOUTH WEST LGA)	63,000,000.00	-	-	0.0%	63,000,000.00	
023400100100 - Ministry of Works	Rehabilitation of 16km Ado-Ilawe Road (10.5km ADO LGA)	22,900,000.00	-	-	0.0%	22,900,000.00	
023400100100 - Ministry of Works	Rehabilitation of 16km Ado-Ilawe Road (5.5km ILAWE EKITI SOUTH WEST LGA)	12,000,000.00	-	-	0.0%	12,000,000.00	
023400100100 - Ministry of Works	Rehabilitation of 14.3km Ilawe-Erijyan Road (7.3km ILAWE, EKITI SOUTH WEST LGA)	68,500,000.00	-	-	0.0%	68,500,000.00	
023400100100 - Ministry of Works	Reconstruction of 14.3km Ilawe-Erijyan Road (7km ERDIJYAN, EKITI WEST LGA)	68,500,000.00	-	-	0.0%	68,500,000.00	

Ekiti State Government Budget Performance Report 2026 Q1 - Capital Expenditure by Project

Administrative Code and Description	Project Description	2026 Original Budget	2026 Q1 Performance	2026 Performance Year to Date (Q1)	% Performance Year to Date against 2026 Original Budget	Balance (against Original Budget)	HOPE-GOV Tagging
023400100100 - Ministry of Works	Reconstruction of 8.85km Ikole-Ara-Isinbode Road (IKOLE LGA)	2,000,000,000.00	1,000,000,000.00	1,000,000,000.00	50.0%	1,000,000,000.00	
023400100100 - Ministry of Works	SOUTH WEST LGA)	522,000,000.00	-	-	0.0%	522,000,000.00	
023400100100 - Ministry of Works	Reconstruction of 19.85km Igbara-Odo-Ikogosi Road (9km IKOGOSI, EKITI WEST LGA)	433,000,000.00	-	-	0.0%	433,000,000.00	
023400100100 - Ministry of Works	Reconstruction of 35km of Ikere-Ise-Emure Road (18km IKERE LGA)	400,781,500.00	-	-	0.0%	400,781,500.00	
023400100100 - Ministry of Works	Reconstruction of 35km of Ikere-Ise-Emure Road (17km EMURE LGA)	400,781,500.00	-	-	0.0%	400,781,500.00	
023400100100 - Ministry of Works	Reconstruction of 13.2km Emure-Eporo/Ondo State Road (EMURE LGA)	1,155,000,000.00	-	-	0.0%	1,155,000,000.00	
023400100100 - Ministry of Works	Reconstruction of 17.3km Ilawe-Igbara-Odo-Ibujì Road (EKITI SOUTH WEST LGA)	707,135,819.05	469,968,317.32	469,968,317.32	66.5%	237,167,501.73	
023400100100 - Ministry of Works	Reconstruction of 17km Ikogosi-Ipole-Iloro-Efon Alaaye Road (11.5km EKITI WEST LGA)	4,404,000,000.00	-	-	0.0%	4,404,000,000.00	
023400100100 - Ministry of Works	Reconstruction of 5.377km Ikole Township Road (IKOLE LGA)	112,600,000.00	-	-	0.0%	112,600,000.00	
023400100100 - Ministry of Works	Reconstruction of 4.96km Ikogosi Township Road (EKITI WEST LGA)	1,907,000,000.00	-	-	0.0%	1,907,000,000.00	
023400100100 - Ministry of Works	Reconstruction of 0.6km Ilawe-Erijayan Link Road (EKITI SOUTH WEST LGA)	107,150,000.00	-	-	0.0%	107,150,000.00	
023400100100 - Ministry of Works	Construction of 20km FMS Farm Internal Road (IYEMERO, IKOLE LGA)	368,050,000.00	160,826,045.03	160,826,045.03	43.7%	207,223,954.97	
023400100100 - Ministry of Works	Reconstruction of 4.5km BOUESTI INTERNAL ROADS (IKERE LGA)	800,000,000.00	-	-	0.0%	800,000,000.00	
023400100100 - Ministry of Works	Ado-Ekiti (ADO LGA).	356,133,000.00	139,469,415.42	139,469,415.42	39.2%	216,663,584.58	
023400100100 - Ministry of Works	Lathe Machine & Tools,	5,000,000.00	-	-	0.0%	5,000,000.00	
023400100100 - Ministry of Works	Reconstruction of 10.5km Ifaki-Esure-Eyio Road (IDO/OSI LGA)	9,110,000,000.00	-	-	0.0%	9,110,000,000.00	
Development	Visual Arts at the Cultural Centre in Ado Ekiti	20,000,000.00	-	-	0.0%	20,000,000.00	
Development	Purchase of Costume for the State Performing Troupe	5,000,000.00	-	-	0.0%	5,000,000.00	
Development	International Arts & Cultural Centre in Ado Ekiti	50,000,000.00	-	-	0.0%	50,000,000.00	
Development	Construction of Cultural Centre at water works Ajilosun, Ado Ekiti	650,000,000.00	-	-	0.0%	650,000,000.00	
Development	Rehabilitation of old Cultural hall at Secretariat Ado-Ekiti	15,000,000.00	-	-	0.0%	15,000,000.00	
Development	Purchase of 1 Coaster bus and 1 Cabster truck for the performing Troupe	300,000,000.00	-	-	0.0%	300,000,000.00	
Development	Construction of Olowe Museum at Ise ekiti, ise/Orun LG	260,000,000.00	-	-	0.0%	260,000,000.00	
Development	Construction of a film village at Aroto Village, Ekiti West LGA	700,000,000.00	-	-	0.0%	700,000,000.00	
023600200100 - Bureau of Tourism	Construction of 1st plane crash site (Oke-Baalu) Ikogosi Ekiti	40,000,000.00	-	-	0.0%	40,000,000.00	
023600200100 - Bureau of Tourism	Construction of tourism monument in Efon, Otun, Okere, Ise and Omuo Ekiti	10,000,000.00	-	-	0.0%	10,000,000.00	
023600200100 - Bureau of Tourism	Construction of (Nihotour School) of film village between Ikogosi and Ipole Iloro Ekiti	10,000,000.00	-	-	0.0%	10,000,000.00	
023600200100 - Bureau of Tourism	Construction of Ero Dam Water Front tourism Estate at Ero dam	5,000,000.00	-	-	0.0%	5,000,000.00	
023600200100 - Bureau of Tourism	Construction of reception, seat out and walkway at Abanijorin Cave at Iyin Ekiti	20,000,000.00	-	-	0.0%	20,000,000.00	
023600200100 - Bureau of Tourism	Purchase of recreational facilities at Abanijorin Cave, Iyin Ekiti	50,000,000.00	-	-	0.0%	50,000,000.00	
023600200100 - Bureau of Tourism	Construction and Beautification of major tourism centres within Ekiti State	10,000,000.00	-	-	0.0%	10,000,000.00	
023600200100 - Bureau of Tourism	Plan Document	179,906,005.90	-	-	0.0%	179,906,005.90	
023600200100 - Bureau of Tourism	Purchase of 1 Coaster Bus, 2 Toyota Hilux for the Office of Bureau of Tourism	150,000,000.00	-	-	0.0%	150,000,000.00	
023800100100 - Ministry of Budget and Economic Planning	Contingency Fund for Capital Projects	8,649,625,923.56	-	-	0.0%	8,649,625,923.56	
Agency	Grown	15,000,000.00	-	-	0.0%	15,000,000.00	
Agency	the Agency Data center	242,440,956.38	-	-	0.0%	242,440,956.38	
Agency	base unit in the agency Data Center	5,000,000.00	-	-	0.0%	5,000,000.00	
025200100100 - Ekiti State Water Corporation	Ayetoro booster station	12,000,000.00	-	-	0.0%	12,000,000.00	
025200100100 - Ekiti State Water Corporation	mains	285,520,720.00	130,112,432.00	130,112,432.00	45.6%	155,408,288.00	
025200100100 - Ekiti State Water Corporation	reach 4,500 additional connection	752,479,280.00	-	-	0.0%	752,479,280.00	
025200100100 - Ekiti State Water Corporation	Pipeline extension of 6.5km to Embassy Island Community in Ado LGA	300,000,000.00	-	-	0.0%	300,000,000.00	
025200100100 - Ekiti State Water Corporation	Island in Ado LGA	150,000,000.00	-	-	0.0%	150,000,000.00	
025200100100 - Ekiti State Water Corporation	25%	30,000,000.00	-	-	0.0%	30,000,000.00	
025200100100 - Ekiti State Water Corporation	Purchase and laying of pipes in Ado LGA	470,000,000.00	-	-	0.0%	470,000,000.00	
Supply and Sanitation Agency	Rehabilitation of Pipe Water Schemes At Ipao At Ikole Lga	66,000,000.00	-	-	0.0%	66,000,000.00	

Ekiti State Government Budget Performance Report 2026 Q1 - Capital Expenditure by Project

Administrative Code and Description	Project Description	2026 Original Budget	2026 Q1 Performance	2026 Performance Year to Date (Q1)	% Performance Year to Date against 2026 Original Budget	Balance (against Original Budget)	HOPE-GOV Tagging
Supply and Sanitation Agency	Rehabilitation of Pipe Water Schemes At Ilasa At Ekiti South East Lcda	66,000,000.00	-	-	0.0%	66,000,000.00	
Supply and Sanitation Agency	Rehabilitation of Pipe Water Schemes At Ogotun At Okemesi/Ido-Ile Lcda	66,000,000.00	-	-	0.0%	66,000,000.00	
Supply and Sanitation Agency	Construction of Oye/Ire Water Supply Scheme Oye Lga	618,241,149.09	-	-	0.0%	618,241,149.09	
Supply and Sanitation Agency	Rehabilitation of Ido-Ile, Water Supply Schemes At Okemesi/Ido-Ile Lcda	152,687,517.40	-	-	0.0%	152,687,517.40	
Supply and Sanitation Agency	Rehabilitation of Okemesi Water Supply Schemes At Okemesi/Ido-Ile Lcda	152,687,517.40	-	-	0.0%	152,687,517.40	
Supply and Sanitation Agency	Construction of Odo Oja Ikere Water Supply Scheme Ikere Lga	1,053,486,649.78	452,988,556.96	452,988,556.96	43.0%	600,498,092.82	
Supply and Sanitation Agency	Construction of Ikogosi/Erijiyan Water Supply Scheme At Ekameta Lcda	414,281,081.08	248,568,648.67	248,568,648.67	60.0%	165,712,432.41	
Supply and Sanitation Agency	Construction of Iyin Ekiti Water Supply Scheme At Araromi Lcda	1,270,401,057.65	762,240,634.62	762,240,634.62	60.0%	508,160,423.03	
Supply and Sanitation Agency	Construction of One Kilometer Reticulated Solar Powered Boreholes At Ado Lga	18,900,000.00	-	-	0.0%	18,900,000.00	
Supply and Sanitation Agency	Construction of One Kilometer Reticulated Solar Powered Boreholes At Aiyekire Lga	18,900,000.00	-	-	0.0%	18,900,000.00	
Supply and Sanitation Agency	Construction of One Kilometer Reticulated Solar Powered Boreholes At Efon Lga	18,900,000.00	-	-	0.0%	18,900,000.00	
Supply and Sanitation Agency	Construction of One Kilometer Reticulated Solar Powered Boreholes At Ekiti East Lg	18,900,000.00	-	-	0.0%	18,900,000.00	
Supply and Sanitation Agency	Construction of One Kilometer Reticulated Solar Powered Boreholes At Ek.South West Lg	18,900,000.00	-	-	0.0%	18,900,000.00	
Supply and Sanitation Agency	Construction of One Kilometer Reticulated Solar Powered Boreholes At Ekiti West	18,900,000.00	-	-	0.0%	18,900,000.00	
Supply and Sanitation Agency	Construction of One Kilometer Reticulated Solar Powered Boreholes At Emure Lga	18,900,000.00	-	-	0.0%	18,900,000.00	
Supply and Sanitation Agency	Construction of One Kilometer Reticulated Solar Powered Boreholes At Ido Osi	18,900,000.00	-	-	0.0%	18,900,000.00	
Supply and Sanitation Agency	Construction of One Kilometer Reticulated Solar Powered Boreholes At Ijero	18,900,000.00	-	-	0.0%	18,900,000.00	
Supply and Sanitation Agency	Construction of One Kilometer Reticulated Solar Powered Boreholes At Ikere Lga	18,900,000.00	-	-	0.0%	18,900,000.00	
Supply and Sanitation Agency	Construction of One Kilometer Reticulated Solar Powered Boreholes At Ikole Lga	18,900,000.00	-	-	0.0%	18,900,000.00	
Supply and Sanitation Agency	Construction of One Kilometer Reticulated Solar Powered Boreholes At Ilejemeje Lga	18,900,000.00	-	-	0.0%	18,900,000.00	
Supply and Sanitation Agency	Lga	18,900,000.00	-	-	0.0%	18,900,000.00	
Supply and Sanitation Agency	Construction of One Kilometer Reticulated Solar Powered Boreholes At Ise/Orun Lga	18,900,000.00	-	-	0.0%	18,900,000.00	
Supply and Sanitation Agency	Construction of One Kilometer Reticulated Solar Powered Boreholes At Moba Lga	18,900,000.00	-	-	0.0%	18,900,000.00	
Supply and Sanitation Agency	Construction of One Kilometer Reticulated Solar Powered Boreholes At Oye Lga	18,900,000.00	-	-	0.0%	18,900,000.00	
Supply and Sanitation Agency	Construction of One Kilometer Reticulated Solar Powered Boreholes At Ado Central	18,900,000.00	-	-	0.0%	18,900,000.00	
Supply and Sanitation Agency	Construction of One Kilometer Reticulated Solar Powered Boreholes At Ado North	18,900,000.00	-	-	0.0%	18,900,000.00	
Supply and Sanitation Agency	Construction of One Kilometer Reticulated Solar Powered Boreholes At Ado West	18,900,000.00	-	-	0.0%	18,900,000.00	
Supply and Sanitation Agency	Construction of One Kilometer Reticulated Solar Powered Boreholes At Ajoni Lcda	18,900,000.00	-	-	0.0%	18,900,000.00	
Supply and Sanitation Agency	Construction of One Kilometer Reticulated Solar Powered Boreholes At Araromi Lcda	18,900,000.00	-	-	0.0%	18,900,000.00	
Supply and Sanitation Agency	Construction of One Kilometer Reticulated Solar Powered Boreholes At Ayede Lcda	18,900,000.00	-	-	0.0%	18,900,000.00	
Supply and Sanitation Agency	Construction of One Kilometer Reticulated Solar Powered Boreholes At Ekameta	18,900,000.00	-	-	0.0%	18,900,000.00	
Supply and Sanitation Agency	Construction of One Kilometer Reticulated Solar Powered Boreholes At Ek. South East	18,900,000.00	-	-	0.0%	18,900,000.00	
Supply and Sanitation Agency	Construction of One Kilometer Reticulated Solar Powered Boreholes At Eso Obe Lcda	18,900,000.00	-	-	0.0%	18,900,000.00	
Supply and Sanitation Agency	Construction of One Kilometer Reticulated Solar Powered Boreholes At Gbonyin Lcda	18,900,000.00	-	-	0.0%	18,900,000.00	
Supply and Sanitation Agency	Lcda	18,900,000.00	-	-	0.0%	18,900,000.00	
Supply and Sanitation Agency	Construction of One Kilometer Reticulated Solar Powered Boreholes At Ifedara Lcda	18,900,000.00	-	-	0.0%	18,900,000.00	
Supply and Sanitation Agency	Construction of One Kilometer Reticulated Solar Powered Boreholes At Ifelaju Lcda	18,900,000.00	-	-	0.0%	18,900,000.00	
Supply and Sanitation Agency	Construction of One Kilometer Reticulated Solar Powered Boreholes At Ifesowapo Lcda	18,900,000.00	-	-	0.0%	18,900,000.00	
Supply and Sanitation Agency	Construction of One Kilometer Reticulated Solar Powered Boreholes At Ikere West	18,900,000.00	-	-	0.0%	18,900,000.00	
Supply and Sanitation Agency	Construction of One Kilometer Reticulated Solar Powered Boreholes At Ikole West	18,900,000.00	-	-	0.0%	18,900,000.00	
Supply and Sanitation Agency	Construction of One Kilometer Reticulated Solar Powered Boreholes At Irede Lcda	18,900,000.00	-	-	0.0%	18,900,000.00	
Supply and Sanitation Agency	Construction of One Kilometer Reticulated Solar Powered Boreholes At Irewolede Lcda	18,900,000.00	-	-	0.0%	18,900,000.00	
Supply and Sanitation Agency	Construction of One Kilometer Reticulated Solar Powered Boreholes At Isokan	18,900,000.00	-	-	0.0%	18,900,000.00	
Supply and Sanitation Agency	Construction of One Kilometer Reticulated Solar Powered Boreholes At Kajola Lcda	18,900,000.00	-	-	0.0%	18,900,000.00	
Supply and Sanitation Agency	Construction of One Kilometer Reticulated Solar Powered Boreholes At Ero Lcda	18,900,000.00	-	-	0.0%	18,900,000.00	

Ekiti State Government Budget Performance Report 2026 Q1 - Capital Expenditure by Project

Administrative Code and Description	Project Description	2026 Original Budget	2026 Q1 Performance	2026 Performance Year to Date (Q1)	% Performance Year to Date against 2026 Original Budget	Balance (against Original Budget)	HOPE-GOV Tagging
Supply and Sanitation Agency	Lcda	18,900,000.00	-	-	0.0%	18,900,000.00	
Supply and Sanitation Agency	Rehabilitation of 2nos Handpump Boreholes At Ado Lga	4,200,000.00	-	-	0.0%	4,200,000.00	
Supply and Sanitation Agency	Rehabilitation of 2nos Handpump Boreholes At Aiyekire Lga	4,200,000.00	-	-	0.0%	4,200,000.00	
Supply and Sanitation Agency	Rehabilitation of 2nos Handpump Boreholes At Efon Lga	4,200,000.00	-	-	0.0%	4,200,000.00	
Supply and Sanitation Agency	Rehabilitation of 2nos Handpump Boreholes At Ekiti East Lga	4,200,000.00	-	-	0.0%	4,200,000.00	
Supply and Sanitation Agency	Rehabilitation of 2nos Handpump Boreholes At Ekiti South West Lga	4,200,000.00	-	-	0.0%	4,200,000.00	
Supply and Sanitation Agency	Rehabilitation of 2nos Handpump Boreholes At Ekiti West Lga	4,200,000.00	-	-	0.0%	4,200,000.00	
Supply and Sanitation Agency	Rehabilitation of 2nos Handpump Boreholes At Emure Lga	4,200,000.00	-	-	0.0%	4,200,000.00	
Supply and Sanitation Agency	Rehabilitation of 2nos Handpump Boreholes At Ido/Osi Lga	4,200,000.00	-	-	0.0%	4,200,000.00	
Supply and Sanitation Agency	Rehabilitation of 2nos Handpump Boreholes At Ijero Lga	4,200,000.00	-	-	0.0%	4,200,000.00	
Supply and Sanitation Agency	Rehabilitation of 2nos Handpump Boreholes At Ikere Lga	4,200,000.00	-	-	0.0%	4,200,000.00	
Supply and Sanitation Agency	Rehabilitation of 2nos Handpump Boreholes At Ikole Lga	4,200,000.00	-	-	0.0%	4,200,000.00	
Supply and Sanitation Agency	Rehabilitation of 2nos Handpump Boreholes At Ilejemeje Lga	4,200,000.00	-	-	0.0%	4,200,000.00	
Supply and Sanitation Agency	Rehabilitation of 2nos Handpump Boreholes At Irepodun/Ifelodun Lga	4,200,000.00	-	-	0.0%	4,200,000.00	
Supply and Sanitation Agency	Rehabilitation of 2nos Handpump Boreholes At Ise/Orun Lga	4,200,000.00	-	-	0.0%	4,200,000.00	
Supply and Sanitation Agency	Rehabilitation of 2nos Handpump Boreholes At Moba Lga	4,200,000.00	-	-	0.0%	4,200,000.00	
Supply and Sanitation Agency	Rehabilitation of 2nos Handpump Boreholes At Oye Lga	4,200,000.00	-	-	0.0%	4,200,000.00	
Supply and Sanitation Agency	Rehabilitation of 2nos Handpump Boreholes At Ado Central Lcda	4,200,000.00	-	-	0.0%	4,200,000.00	
Supply and Sanitation Agency	Rehabilitation of 2nos Handpump Boreholes At Ado North Lcda	4,200,000.00	-	-	0.0%	4,200,000.00	
Supply and Sanitation Agency	Rehabilitation of 2nos Handpump Boreholes At Ado West Lcda	4,200,000.00	-	-	0.0%	4,200,000.00	
Supply and Sanitation Agency	Rehabilitation of 2nos Handpump Boreholes At Ajoni Lcda	4,200,000.00	-	-	0.0%	4,200,000.00	
Supply and Sanitation Agency	Rehabilitation of 2nos Handpump Boreholes At Araromi Lcda	4,200,000.00	-	-	0.0%	4,200,000.00	
Supply and Sanitation Agency	Rehabilitation of 2nos Handpump Boreholes At Ayede Lcda	4,200,000.00	-	-	0.0%	4,200,000.00	
Supply and Sanitation Agency	Rehabilitation of 2nos Handpump Boreholes At Ekameta	4,200,000.00	-	-	0.0%	4,200,000.00	
Supply and Sanitation Agency	Rehabilitation of 2nos Handpump Boreholes At Ek. South East Lcda	4,200,000.00	-	-	0.0%	4,200,000.00	
Supply and Sanitation Agency	Rehabilitation of 2nos Handpump Boreholes At Eso-Obe Lcda	4,200,000.00	-	-	0.0%	4,200,000.00	
Supply and Sanitation Agency	Rehabilitation of 2nos Handpump Boreholes At Gbonyin Lcda	4,200,000.00	-	-	0.0%	4,200,000.00	
Supply and Sanitation Agency	Rehabilitation of 2nos Handpump Boreholes At Igbaraodo/Ogotun Lcda	4,200,000.00	-	-	0.0%	4,200,000.00	
Supply and Sanitation Agency	Rehabilitation of 2nos Handpump Boreholes At Ifedara Lcda	4,200,000.00	-	-	0.0%	4,200,000.00	
Supply and Sanitation Agency	Rehabilitation of 2nos Handpump Boreholes At Ifelaju Lcda	4,200,000.00	-	-	0.0%	4,200,000.00	
Supply and Sanitation Agency	Rehabilitation of 2nos Handpump Boreholes At Ifesowapo Lcda	4,200,000.00	-	-	0.0%	4,200,000.00	
Supply and Sanitation Agency	Rehabilitation of 2nos Handpump Boreholes At Ikere West Lcda	4,200,000.00	-	-	0.0%	4,200,000.00	
Supply and Sanitation Agency	Rehabilitation of 2nos Handpump Boreholes At Ikole Lcda	4,200,000.00	-	-	0.0%	4,200,000.00	
Supply and Sanitation Agency	Rehabilitation of 2nos Handpump Boreholes At Irede Lcda	4,200,000.00	-	-	0.0%	4,200,000.00	
Supply and Sanitation Agency	Rehabilitation of 2nos Handpump Boreholes At Irewolede Lcda	4,200,000.00	-	-	0.0%	4,200,000.00	
Supply and Sanitation Agency	Rehabilitation of 2nos Handpump Boreholes At Isokan Lcda	4,200,000.00	-	-	0.0%	4,200,000.00	
Supply and Sanitation Agency	Rehabilitation of 2 Nos Handpump Boreholes At Kajola Lcda	4,200,000.00	-	-	0.0%	4,200,000.00	
Supply and Sanitation Agency	Rehabilitation of 2 Nos Handpump Boreholes At Ero Lcda	4,200,000.00	-	-	0.0%	4,200,000.00	
Supply and Sanitation Agency	Rehabilitation of 2 Nos Handpump Boreholes At Okemesi/Ido-Ile Lcda	4,200,000.00	-	-	0.0%	4,200,000.00	
Supply and Sanitation Agency	communities	1,562,415,027.60	269,375,762.60	269,375,762.60	17.2%	1,293,039,265.00	
Development	Headquarters in Ekiti State	100,000,000.00	-	-	0.0%	100,000,000.00	
Development	Contruction of Urban renewal and development control office in the 16 LGAs of Ekiti State	70,000,000.00	-	-	0.0%	70,000,000.00	
Development	the 16 LGA Headquarters	52,415,807.87	-	-	0.0%	52,415,807.87	
025300200100 - Ekiti State Housing Corporation	Igirigiri,Oke ila 1&2, Obasanjo,Fajuyi etc	30,000,000.00	-	-	0.0%	30,000,000.00	
025300200100 - Ekiti State Housing Corporation	Construction of Housing Estates at good strategic location(s) in the Corporation's Estates	100,000,000.00	-	-	0.0%	100,000,000.00	

Ekiti State Government Budget Performance Report 2026 Q1 - Capital Expenditure by Project

Administrative Code and Description	Project Description	2026 Original Budget	2026 Q1 Performance	2026 Performance Year to Date (Q1)	% Performance Year to Date against 2026 Original Budget	Balance (against Original Budget)	HOPE-GOV Tagging
025300200100 - Ekiti State Housing Corporation	Computerisation/ digitisation of the Corporation's operation and files	38,000,000.00	-	-	0.0%	38,000,000.00	
025300200100 - Ekiti State Housing Corporation	Purchase and Acquisition of land and compensation/Beaconing	10,000,000.00	-	-	0.0%	10,000,000.00	
025300200100 - Ekiti State Housing Corporation	Staff	3,000,000.00	-	-	0.0%	3,000,000.00	
025300200100 - Ekiti State Housing Corporation	State	4,000,000.00	-	-	0.0%	4,000,000.00	
025300200100 - Ekiti State Housing Corporation	Purchase of 20 digital plotter, Urban Footprint etc for the staff of the Agency	2,000,000.00	-	-	0.0%	2,000,000.00	
025300200100 - Ekiti State Housing Corporation	Purchase of 3 HP All-in- one Computer desktops &Hp Laptops for the staff	4,000,000.00	-	-	0.0%	4,000,000.00	
025300200100 - Ekiti State Housing Corporation	Purchase of 4 HP Laserjet Printer 2035 for the Office	2,000,000.00	1,230,000.00	1,230,000.00	61.5%	770,000.00	
025300200100 - Ekiti State Housing Corporation	Rehabilitation and Grading of Estates Roads and annexes at Housing Estates	100,000,000.00	61,720,716.50	61,720,716.50	61.7%	38,279,283.50	
025300200100 - Ekiti State Housing Corporation	Renovation of the Housing Cooperation Building at Ado Ekiti	2,000,000.00	-	-	0.0%	2,000,000.00	
025300200100 - Ekiti State Housing Corporation	Purchase of Total station and Differential Gps for Annual Boundary servicing	5,000,000.00	-	-	0.0%	5,000,000.00	
025300300100 - Urban Renewal Agency	Road at Emirin Junction, Ado Ekiti	100,000,000.00	-	-	0.0%	100,000,000.00	
025300300100 - Urban Renewal Agency	Olujoda Area to Mofere, Ado Ekiti	100,000,000.00	-	-	0.0%	100,000,000.00	
025300300100 - Urban Renewal Agency	Road, Ado Ekiti	100,000,000.00	-	-	0.0%	100,000,000.00	
025300300100 - Urban Renewal Agency	Construction of 100 Open Space at Odo Oro Market, Ikole Local Government, Ikole Ekiti	150,000,000.00	-	-	0.0%	150,000,000.00	
025300300200 - Bureau of Land Services	Construction of Geographic Information System for Land Administration in Ekiti State.	1,536,018,230.00	-	-	0.0%	1,536,018,230.00	
025300300200 - Bureau of Land Services	Purchase of land for Government use across the State	200,000,000.00	-	-	0.0%	200,000,000.00	
025300300200 - Bureau of Land Services	Ekiti State	30,000,000.00	-	-	0.0%	30,000,000.00	
025300300300 - Geospatial Data Centre	Ekiti State Geospatial Data Centre	75,000,000.00	-	-	0.0%	75,000,000.00	
025300300300 - Geospatial Data Centre	Center	75,000,000.00	-	-	0.0%	75,000,000.00	
025300300300 - Geospatial Data Centre	Center	75,000,000.00	-	-	0.0%	75,000,000.00	
025300300300 - Geospatial Data Centre	Data Collection Section in Ekiti State Geospatial Data Centre	75,000,000.00	-	-	0.0%	75,000,000.00	
025300300300 - Geospatial Data Centre	Construction of ICT Infrastructure at EK-SGDC Office, Mutua House, Fajuyi, Ado Ekiti	80,000,000.00	-	-	0.0%	80,000,000.00	
025300300300 - Geospatial Data Centre	Computerization and Digitalization of GIS information	350,000,000.00	-	-	0.0%	350,000,000.00	
025300300300 - Geospatial Data Centre	AutoCAD Map 3D for Data Processing and Computation Section in Ekiti State Geospatial	250,000,000.00	-	-	0.0%	250,000,000.00	
025300300300 - Geospatial Data Centre	Data Center	20,000,000.00	-	-	0.0%	20,000,000.00	
025300400100 - Office of Surveyor General	Reproduction Centre Ijero	2,000,000.00	-	-	0.0%	2,000,000.00	
025300400100 - Office of Surveyor General	Reproduction Centre Irepodun/Ifelodun	2,000,000.00	-	-	0.0%	2,000,000.00	
025300400100 - Office of Surveyor General	Reproduction Centre Ekiti West	2,000,000.00	-	-	0.0%	2,000,000.00	
025300400100 - Office of Surveyor General	Reproduction Centre Ekiti south	2,000,000.00	-	-	0.0%	2,000,000.00	
025300400100 - Office of Surveyor General	Reproduction Centre Emure	2,000,000.00	-	-	0.0%	2,000,000.00	
025300400100 - Office of Surveyor General	Reproduction Centre, Gbovin	2,000,000.00	-	-	0.0%	2,000,000.00	
025300400100 - Office of Surveyor General	Reproduction Centre Oye	2,000,000.00	-	-	0.0%	2,000,000.00	
025300400100 - Office of Surveyor General	Reproduction Centre Ikere	2,000,000.00	-	-	0.0%	2,000,000.00	
025300400100 - Office of Surveyor General	Reproduction Centre Moba	2,000,000.00	-	-	0.0%	2,000,000.00	
025300400100 - Office of Surveyor General	Institutional Survey for Govt. project Investors across Ado Ekiti	20,000,000.00	-	-	0.0%	20,000,000.00	
025300400100 - Office of Surveyor General	Other Communities	15,000,000.00	-	-	0.0%	15,000,000.00	
025300400100 - Office of Surveyor General	Reproduction Centre Ise Orun Ekiti, Ise Orun LGA	2,000,000.00	-	-	0.0%	2,000,000.00	
025300400100 - Office of Surveyor General	Constructions of Geodetic Control (Pillar) in the three(3) Geopolitical Zones.	15,000,000.00	-	-	0.0%	15,000,000.00	
025300400100 - Office of Surveyor General	(5) FOR Map Reproduction Centre.	40,000,000.00	-	-	0.0%	40,000,000.00	
Utilities	of WASH facilities	16,000,000.00	-	-	0.0%	16,000,000.00	
Utilities	utilities across all LGAs/LCDAs in Ekiti State	8,000,000.00	-	-	0.0%	8,000,000.00	
Utilities	Services	6,500,000.00	-	-	0.0%	6,500,000.00	
Utilities	department in all LGAs/LCDAs in the State for optimal performance	8,000,000.00	-	-	0.0%	8,000,000.00	
Utilities	150 Annual Performance Targets(APTs) of SURWASH for construction of 150 WAH	150,000,000.00	-	-	0.0%	150,000,000.00	
Utilities	rescue line 100ft, 150ft (sisa) 15 nos, foam branch with pick up tube (30 nos), tiny	50,000,000.00	-	-	0.0%	50,000,000.00	

Ekiti State Government Budget Performance Report 2026 Q1 - Capital Expenditure by Project

Administrative Code and Description	Project Description	2026 Original Budget	2026 Q1 Performance	2026 Performance Year to Date (Q1)	% Performance Year to Date against 2026 Original Budget	Balance (against Original Budget)	HOPE-GOV Tagging
Utilities	Renovation of fire station at Ado Ekiti and Ikere Ekiti	45,000,000.00	-	-	0.0%	45,000,000.00	
Utilities	trucks and three water tankers at Ado, Ikere, Ikole, Omuo, Aramoko, Ido and Ijero	56,000,000.00	-	-	0.0%	56,000,000.00	
Utilities	State (Ado, Ikere, Ido, Ijero, Aramoko, Ikole and Omuo Ekiti)	7,500,000.00	-	-	0.0%	7,500,000.00	
Utilities	with development of Environmental and Social Management Plans(ESMP)	163,000,000.00	-	-	0.0%	163,000,000.00	
Utilities	upgrading/construction of public toilets to sani-centers)	40,000,000.00	-	-	0.0%	40,000,000.00	
Utilities	supply scheme in 20 community in Ekiti State	100,000,000.00	-	-	0.0%	100,000,000.00	
026300200100 - Ekiti State Electricity Board	Purchase and Installation of 40 Transformers in Ado Ekiti and other Communities	1,675,000,000.00	500,000,000.00	500,000,000.00	29.9%	1,175,000,000.00	
026300200100 - Ekiti State Electricity Board	Purchase of 2 Project Vehicles for project installation in Ado Ekiti and other Communities	2,000,000.00	-	-	0.0%	2,000,000.00	
026300200100 - Ekiti State Electricity Board	Transformers in Ado Ekiti and other Communities	80,000,000.00	-	-	0.0%	80,000,000.00	
026300200100 - Ekiti State Electricity Board	Construction of conventional and solar streetlights in Ado Ekiti and other Communities	400,000,000.00	-	-	0.0%	400,000,000.00	
026300200100 - Ekiti State Electricity Board	Construction of Power Generating Plant (IPP) in Ado-Ekiti	500,000.00	-	-	0.0%	500,000.00	
026300200100 - Ekiti State Electricity Board	Extension of IPP Electricity network to facilitate in Ado-Ekiti	2,500,000.00	-	-	0.0%	2,500,000.00	
026300600100 - Ekiti State Electricity Regulatory Bureau	Digital Earth Testers, 2 Nos Digital Miltimeter, 2 Sets of Tools Box & 2 Units of 33KV	16,000,000.00	-	-	0.0%	16,000,000.00	
(TCN)	hard hats, 4 steel toe boots and 1 faults locator	10,000,000.00	-	-	0.0%	10,000,000.00	
(TCN)	tester,1 high voltage tester equipment and 1 multimeter for site usage from Ikere Ekiti	6,000,000.00	-	-	0.0%	6,000,000.00	
Regulatory Agency	Digitalization and computerization of Ekiti State Water and Sanitation Regulatory activities	77,000,000.00	-	-	0.0%	77,000,000.00	
Regulatory Agency	(NRW), Operational tools on licensing of Water user Association on Irrigation etc for	20,000,000.00	-	-	0.0%	20,000,000.00	
Regulatory Agency	no of Photoelectric Flame Photometer FP8800, etc for microbiological and pathological	70,000,000.00	-	-	0.0%	70,000,000.00	
Regulatory Agency	water survey) and implementation on conduct of comprehensive Hydrological	40,000,000.00	-	-	0.0%	40,000,000.00	
Regulatory Agency	water survey) and implementation on conduct of comprehensive Hydrological	11,875,000.00	-	-	0.0%	11,875,000.00	
Regulatory Agency	water survey) and implementation on conduct of comprehensive Hydrological	11,875,000.00	-	-	0.0%	11,875,000.00	
Regulatory Agency	water survey) and implementation on conduct of comprehensive Hydrological	8,250,000.00	-	-	0.0%	8,250,000.00	
Regulatory Agency	water survey) and implementation on conduct of comprehensive Hydrological	10,000,000.00	-	-	0.0%	10,000,000.00	
Regulatory Agency	collection - Regulatory framework for OSS & FSM, BENEV Sewage and sludge wastewater	8,000,000.00	-	-	0.0%	8,000,000.00	
031800100100 - The Judiciary	Purchase of 2 Toyota Hilux	190,000,000.00	-	-	0.0%	190,000,000.00	
031800100100 - The Judiciary	Construction of New High Court and Magistrate Court at Omuo Ekiti, Phase II	300,000,000.00	-	-	0.0%	300,000,000.00	
031801100100 - Ekiti State Judicial Service Commission	Construction of Office Complex for Judicial Service Commission, Ado Ekiti	300,140,215.00	-	-	0.0%	300,140,215.00	
031805200200 - Ekiti State Customary Court of Appeal	Construction of building for 2 Judges Chambers and offices at the CCA Headquarters	221,000,654.00	-	-	0.0%	221,000,654.00	
031805200200 - Ekiti State Customary Court of Appeal	Purchase of 4 units of Toyota Corolla as utility vehicles for management staff.	70,000,000.00	-	-	0.0%	70,000,000.00	
031805200200 - Ekiti State Customary Court of Appeal	Renovation of 38 dilapidated Customary Courts building within the State	50,000,000.00	-	-	0.0%	50,000,000.00	
031805200200 - Ekiti State Customary Court of Appeal	Construction of borehole at the Headquarters	9,000,000.00	-	-	0.0%	9,000,000.00	
032600100100 - Ministry of Justice	Purchase of 500 nos of Law Books in a Ministry of Justice Ado Ekiti	57,545,315.22	-	-	0.0%	57,545,315.22	
032600100100 - Ministry of Justice	Purchase of Publication and Gazetting of Chieftaincy Laws	18,127,037.99	-	-	0.0%	18,127,037.99	
032600100100 - Ministry of Justice	on Human Trafficking	21,381,113.97	-	-	0.0%	21,381,113.97	
032600100100 - Ministry of Justice	Purchase and installation of Law Pavillion Software (Law Book).	28,092,589.72	-	-	0.0%	28,092,589.72	
032600200100 - Ekiti State Law Reform Commission	4 Televisions (LG) etc for all the departments in Ekiti state Law Reform Commission.	20,000,000.00	-	-	0.0%	20,000,000.00	
032600200100 - Ekiti State Law Reform Commission	and supply dept (1) and Executive secretary Office(1) of the Law Reform commission	5,000,000.00	-	-	0.0%	5,000,000.00	
032600200100 - Ekiti State Law Reform Commission	dept(2),Administration and supply dept (2) and Executive secretary Office(1) of the Law	6,000,000.00	-	-	0.0%	6,000,000.00	
032600200100 - Ekiti State Law Reform Commission	Law Reform commission	5,257,000.09	-	-	0.0%	5,257,000.09	
032600300100 - Office of Public Defender	Renovation and extension of the Office of the Public Defender, Ado State	23,000,000.00	-	-	0.0%	23,000,000.00	
032600300100 - Office of Public Defender	Purchase of 7 Air Condition for Office of Public Defender	2,806,962.00	-	-	0.0%	2,806,962.00	
032600300100 - Office of Public Defender	Based System, Internet Facility and Installation of Software etc.	23,000,000.00	-	-	0.0%	23,000,000.00	
051300100100 - Ministry of Youth Development	Rehabilitation of Ekiti State Pavillion in Ado Ekiti	50,000,000.00	-	-	0.0%	50,000,000.00	
051300100100 - Ministry of Youth Development	Construction of administrative block at the NYSC Orientation Camp at Ise-Emure Ekiti	22,310,174.14	-	-	0.0%	22,310,174.14	
051300100100 - Ministry of Youth Development	Aramoko Ekiti, Ekiti Central Senatorial District	30,000,000.00	-	-	0.0%	30,000,000.00	

Ekiti State Government Budget Performance Report 2026 Q1 - Capital Expenditure by Project

Administrative Code and Description	Project Description	2026 Original Budget	2026 Q1 Performance	2026 Performance Year to Date (Q1)	% Performance Year to Date against 2026 Original Budget	Balance (against Original Budget)	HOPE-GOV Tagging
051300100100 - Ministry of Youth Development	Construction of youth development center in Ado, Ekiti Central Senatorial District	20,000,000.00	-	-	0.0%	20,000,000.00	
051300100100 - Ministry of Youth Development	Construction of youth development center in Ikole, Ekiti North Senatorial District	20,000,000.00	-	-	0.0%	20,000,000.00	
051300100100 - Ministry of Youth Development	Construction of youth development center in Ikere, Ekiti South Senatorial District	20,000,000.00	-	-	0.0%	20,000,000.00	
051300100100 - Ministry of Youth Development	in Oye- Ekiti, Ekiti North Senatorial District	30,000,000.00	-	-	0.0%	30,000,000.00	
051300100100 - Ministry of Youth Development	Ode-Ekiti, Ekiti South Senatorial District	30,000,000.00	-	-	0.0%	30,000,000.00	
051300100100 - Ministry of Youth Development	Renovation of National Youth Service Corps (NYSC) Camp, Emure Ekiti	50,000,000.00	-	-	0.0%	50,000,000.00	
051305100100 - Ekiti State Sport Commission	resuscitator, stretcher, thermometer, torch, otoscope, etc	30,000,000.00	-	-	0.0%	30,000,000.00	
051305100100 - Ekiti State Sport Commission	etc	30,000,000.00	-	-	0.0%	30,000,000.00	
051305100100 - Ekiti State Sport Commission	Purchase of 40 Tables and Chairs for the Staff	20,000,000.00	-	-	0.0%	20,000,000.00	
051305100100 - Ekiti State Sport Commission	Rehabilitation of Oluyemi Kayode Stadium	1,700,000,000.00	792,244,971.00	792,244,971.00	46.6%	907,755,029.00	
051305100100 - Ekiti State Sport Commission	Stadium	50,000,000.00	-	-	0.0%	50,000,000.00	
Development	Construction of Solar Light System at the State Children Correctional Centre in Ado Ekiti	20,000,000.00	-	-	0.0%	20,000,000.00	
Development	Renovation of Social Welfare Zonal Office at Ado Ekiti	10,000,000.00	-	-	0.0%	10,000,000.00	
Development	Renovation of Social Welfare Zonal Office at Ikere Ekiti	30,000,000.00	-	-	0.0%	30,000,000.00	
Development	Renovation of Social Welfare Office at Ikole Ekiti	30,000,000.00	-	-	0.0%	30,000,000.00	
Development	Renovation of Social Welfare Zonal Office at Ido Ekiti	30,000,000.00	-	-	0.0%	30,000,000.00	
Development	Creche in Ado Ekiti	400,000,000.00	-	-	0.0%	400,000,000.00	
Development	Renovation of Women Development Centre in Ado Ekiti	100,000,000.00	-	-	0.0%	100,000,000.00	
Development	Ado Ekiti	20,000,000.00	-	-	0.0%	20,000,000.00	
Development	Renovation of 7 Buildings at Women Development Centre in Igede Ekiti	450,000,000.00	-	-	0.0%	450,000,000.00	
Development	Renovation of Transits Home for Abused Women and Girls, Agric-Olope in Ado Ekiti	67,648,284.57	-	-	0.0%	67,648,284.57	
051400700100 - Nigeria for Women Projects	Purchase of 1 nos Toyota Hiace Bus	130,000,000.00	-	-	0.0%	130,000,000.00	
051400700100 - Nigeria for Women Projects	Purchase of 28 nos Computers	55,000,000.00	-	-	0.0%	55,000,000.00	
051400700100 - Nigeria for Women Projects	Purchase of 2 nos Photocopy Machines	8,000,000.00	-	-	0.0%	8,000,000.00	
051400700100 - Nigeria for Women Projects	Purchase of 3 nos shredding Machines	3,000,000.00	-	-	0.0%	3,000,000.00	
051400700100 - Nigeria for Women Projects	Purchase of 2 nos Scanners	3,000,000.00	-	-	0.0%	3,000,000.00	
051400700100 - Nigeria for Women Projects	Purchase of power Generating Set	10,000,000.00	-	-	0.0%	10,000,000.00	
051400700100 - Nigeria for Women Projects	Purchase of 5 nos Fire Fighting equipment	1,000,000.00	-	-	0.0%	1,000,000.00	
051400700100 - Nigeria for Women Projects	Purchase of 7 nos Printers	10,000,000.00	-	-	0.0%	10,000,000.00	
Inclusion	Construction of Therapy Centre at Ado Ekiti.	97,650,000.00	-	-	0.0%	97,650,000.00	
Inclusion	Ekiti and the Other Communities	84,285,000.00	-	-	0.0%	84,285,000.00	
Inclusion	Ekiti and other Communities	29,235,000.00	-	-	0.0%	29,235,000.00	
Inclusion	Construction of Relief and Rehabilitation Home in Ado Ekiti	101,317,970.74	-	-	0.0%	101,317,970.74	
Inclusion	Purchase of the Prosthesis Materials for the PWDs in the Ado Ekiti and other Communities	32,500,000.00	-	-	0.0%	32,500,000.00	
Inclusion	Construction of Food banks for PWDs in Ado Ekiti	22,785,000.00	-	-	0.0%	22,785,000.00	
Inclusion	assistive Listening Devices, Speech Devices, Speech Therapy Games and activities,	26,128,000.00	-	-	0.0%	26,128,000.00	
Inclusion	Trainees of Reliefs and Rehabilitation Centre and Skill Acquisition Centre respectively.	26,128,000.00	-	-	0.0%	26,128,000.00	
051700100100 - Ministry of Education	Construction of New Schools in Ado Ekiti	924,681,069.69	-	-	0.0%	924,681,069.69	
051700100100 - Ministry of Education	Construction of Tennis Court at Government College Ado Ekiti	30,000,000.00	-	-	0.0%	30,000,000.00	
051700100100 - Ministry of Education	Rehabilitation/Repairs of public schools in Ado Ekiti	300,000,000.00	-	-	0.0%	300,000,000.00	
051700100100 - Ministry of Education	Rehabilitation/Repairs of public schools in ikere ekiti	200,000,000.00	-	-	0.0%	200,000,000.00	
051700100100 - Ministry of Education	Rehabilitation/Repairs of public schools in ekiti south/ekiti east	100,000,000.00	-	-	0.0%	100,000,000.00	
051700100100 - Ministry of Education	Rehabilitation/Repairs of public schools in ekiti north/ido osi	124,123,880.63	-	-	0.0%	124,123,880.63	
051700100100 - Ministry of Education	Rehabilitation/Repairs of public schools in ekiti north/ikole	100,000,000.00	-	-	0.0%	100,000,000.00	
051700100100 - Ministry of Education	Rehabilitation/Repairs of public schools in ekiti north/ilejemeje	50,000,000.00	-	-	0.0%	50,000,000.00	

Ekiti State Government Budget Performance Report 2026 Q1 - Capital Expenditure by Project

Administrative Code and Description	Project Description	2026 Original Budget	2026 Q1 Performance	2026 Performance Year to Date (Q1)	% Performance Year to Date against 2026 Original Budget	Balance (against Original Budget)	HOPE-GOV Tagging
051700100100 - Ministry of Education	Rehabilitation/Repairs of public schools in ekiti north/moba	100,000,000.00	-	-	0.0%	100,000,000.00	
051700100100 - Ministry of Education	Rehabilitation/Repairs of public schools in ekiti north/oye	428,783,636.06	-	-	0.0%	428,783,636.06	
051700100100 - Ministry of Education	Rehabilitation/Repairs of public schools in ekiti central/efon	100,000,000.00	-	-	0.0%	100,000,000.00	
051700100100 - Ministry of Education	Rehabilitation/Repairs of public schools in ekiti central/ekiti west	100,000,000.00	-	-	0.0%	100,000,000.00	
051700100100 - Ministry of Education	Rehabilitation/Repairs of public schools in ekiti central/ijero	50,000,000.00	-	-	0.0%	50,000,000.00	
051700100100 - Ministry of Education	Rehabilitation/Repairs of public schools in ekiti irepodun/ifelodun	50,000,000.00	-	-	0.0%	50,000,000.00	
051700100100 - Ministry of Education	Rehabilitation/Repairs of public schools in ekiti south	143,359,415.33	-	-	0.0%	143,359,415.33	
051700100100 - Ministry of Education	Computerization and digitalization/instructional materials to public schools	200,000,000.00	-	-	0.0%	200,000,000.00	
Empowerment Project (AGILE) - Projects Office	Purchase of 3 Hospital beds with accessories for sick bays of special schools at Ido- Ekiti	2,000,000.00	-	-	0.0%	2,000,000.00	
Empowerment Project (AGILE) - Projects Office	Purchase of medical equipment for sick bays of special schools at Ido- Ekiti	6,600,000.00	-	-	0.0%	6,600,000.00	
Empowerment Project (AGILE) - Projects Office	schools at Ido- Ekiti	1,000,000.00	-	-	0.0%	1,000,000.00	
Empowerment Project (AGILE) - Projects Office	Purchase of 1 Haier Thermo-Cool Refrigerator for sick bays of special schools at Ido- Ekiti	400,000.00	-	-	0.0%	400,000.00	
Empowerment Project (AGILE) - Projects Office	Ekiti	2,000,000.00	-	-	0.0%	2,000,000.00	
Empowerment Project (AGILE) - Projects Office	Purchase of medical equipment for sick bays of special schools at Ikere- Ekiti	6,600,000.00	-	-	0.0%	6,600,000.00	
Empowerment Project (AGILE) - Projects Office	schools at Ikere- Ekiti	1,000,000.00	-	-	0.0%	1,000,000.00	
Empowerment Project (AGILE) - Projects Office	Ekiti	400,000.00	-	-	0.0%	400,000.00	
Empowerment Project (AGILE) - Projects Office	Ekiti	2,000,000.00	-	-	0.0%	2,000,000.00	
Empowerment Project (AGILE) - Projects Office	Purchase of medical equipment for sick bays of special schools at Ikoro- Ekiti	6,600,000.00	-	-	0.0%	6,600,000.00	
Empowerment Project (AGILE) - Projects Office	schools at Ikoro- Ekiti	1,000,000.00	-	-	0.0%	1,000,000.00	
Empowerment Project (AGILE) - Projects Office	Ekiti	400,000.00	-	-	0.0%	400,000.00	
051700200100 - Ekiti State Libabry Board	Purchase of 100 Chairs and Tables for Ekiti State Library Board Office Ado Ekiti	10,000,000.00	-	-	0.0%	10,000,000.00	
051700200100 - Ekiti State Libabry Board	Purchase of 2000 Jorna Books for Ekiti State Library Office, Ado Ekiti	5,000,000.00	-	-	0.0%	5,000,000.00	
051700200100 - Ekiti State Libabry Board	Construction of Administrative Block for Library Board, Adere Ado Ekiti	70,000,000.00	-	-	0.0%	70,000,000.00	
051700200100 - Ekiti State Libabry Board	Purchase of 20 HP Laptops at Library Board Office Ado Ekiti	5,000,000.00	-	-	0.0%	5,000,000.00	
051700200100 - Ekiti State Libabry Board	Purchase and installation of 5 CCTV Camera at the Ekiti State Library Office, Ado Ekiti	5,000,000.00	-	-	0.0%	5,000,000.00	
051700200100 - Ekiti State Libabry Board	Digitalization and Computerization of e-Library at Adere Library Board, Ado Ekiti	5,000,000.00	-	-	0.0%	5,000,000.00	
051700300100 - Education Trust Fund	landscaping of the Office complex, Ado Ekiti	55,000,000.00	-	-	0.0%	55,000,000.00	
(SUBEB)	Renovation of A Block of 2 Classrooms with Store at Mary Mout N/P/S, Oke Ado	11,290,694.04	11,290,694.04	11,290,694.04	100.0%	-	
(SUBEB)	Renovation of Block of 3 Classrooms at Harding Ang. Memorial N/P Schl, Okesa Ado	11,330,509.44	8,503,023.22	8,503,023.22	75.0%	2,827,486.22	
(SUBEB)	Renovation of Block of 2 Classrooms with Store at St Patrick N/P Schl, Efon	11,290,694.04	11,290,694.04	11,290,694.04	100.0%	-	
(SUBEB)	Renovation of Block of 2 Classrooms St Philips N/P Schl Ilasa Omuo	10,439,803.03	-	-	0.0%	10,439,803.03	
(SUBEB)	Renovation of Block of 3 Classrooms with Office at Community N/P Schl Iwaro, Erinjiyan	14,916,903.23	14,916,903.23	14,916,903.23	100.0%	-	
(SUBEB)	Str,Okemesi	1,128,841.86	1,128,841.86	1,128,841.86	100.0%	-	
(SUBEB)	Renovation of Block of 3 Classrooms with Office at Aud N/P/S Erio Ekiti	16,829,125.98	-	-	0.0%	16,829,125.98	
(SUBEB)	Renovation of Block of 2 Classrooms at Ibeji Shittu N/P/S Emure	10,439,803.03	-	-	0.0%	10,439,803.03	
(SUBEB)	Renovation of Block of 2 Classrooms with Store at Omodewa N/P/S Ido Ekiti	11,290,694.04	8,473,143.60	8,473,143.60	75.0%	2,817,550.44	
(SUBEB)	Renovation of Block of 3 Classrooms at C.A.C N/P/S,Orin	14,916,903.23	14,916,903.23	14,916,903.23	100.0%	-	
(SUBEB)	Renovation of Block of 3 Classrooms at A.U.D N/P/S Ijero	13,877,532.04	13,877,532.04	13,877,532.04	100.0%	-	
(SUBEB)	Renovation of Block of 3 Classrooms with Store at St. Mary N/P/S Ikere Ekiti	11,290,694.04	9,179,238.90	9,179,238.90	81.3%	2,111,455.14	
(SUBEB)	N/P/S Otunja	14,916,903.23	12,127,316.34	12,127,316.34	81.3%	2,789,586.89	
(SUBEB)	Road Odo-Uro	11,290,694.04	11,290,694.04	11,290,694.04	100.0%	-	
(SUBEB)	Renovation of Block of 4 Classrooms at Aud N/P Schl Igede	16,087,188.42	16,087,188.42	16,087,188.42	100.0%	-	
(SUBEB)	Renovation of Block of 3 Classroom at St John's Cac N/P Schl Awo	10,774,512.86	10,774,512.86	10,774,512.86	100.0%	-	
(SUBEB)	Renovation of Block of 2 Classrooms at Celestial N/P Schl Agbado Road Ise	10,439,802.42	7,834,589.26	7,834,589.26	75.0%	2,605,213.16	
(SUBEB)	Renovation of Block of 3 Classrooms with Office at St Augustine N/P Schl Osun	14,597,096.71	14,597,096.71	14,597,096.71	100.0%	-	

Ekiti State Government Budget Performance Report 2026 Q1 - Capital Expenditure by Project

Administrative Code and Description	Project Description	2026 Original Budget	2026 Q1 Performance	2026 Performance Year to Date (Q1)	% Performance Year to Date against 2026 Original Budget	Balance (against Original Budget)	HOPE-GOV Tagging
(SUBEB)	Renovation of Block of 3 Classrooms with Office at Aud N/P Schl Otun	14,597,096.71	14,597,096.71	14,597,096.71	100.0%	-	
(SUBEB)	Renovation of Block of 3 Classroom with Office at St Mary N/P Schl Osin Ekiti	14,597,096.71	14,597,096.71	14,597,096.71	100.0%	-	
(SUBEB)	Construction of 2 Classrooms Block at St Paul'scac N/P Schl Opposite Fayose Market, Ado	20,290,999.74	15,227,456.70	15,227,456.70	75.0%	5,063,543.04	
(SUBEB)	Construction of 2 Classrooms Block at All Soul's N/P Schl Okesa Ado	20,290,999.74	15,227,456.70	15,227,456.70	75.0%	5,063,543.04	
(SUBEB)	Construction of 2 Classrooms Block at St John's N/P Schl Ilumoba	20,290,999.74	15,227,456.70	15,227,456.70	75.0%	5,063,543.04	
(SUBEB)	Construction of 2 Classrooms Block at St Silas N/P Schl, Ijan	20,290,999.74	7,613,728.35	7,613,728.35	37.5%	12,677,271.39	
(SUBEB)	Construction of 2 Classrooms Block at Grace of God N/P Schl Aramoko	20,290,999.74	7,613,728.35	7,613,728.35	37.5%	12,677,271.39	
(SUBEB)	Construction of 2 Classrooms Block at Aud N/P Schl Ipole	20,290,999.74	7,613,728.35	7,613,728.35	37.5%	12,677,271.39	
(SUBEB)	Construction of 2 Classrooms Block at Methodist N/P Schl Ii Kota	20,290,999.74	15,227,456.70	15,227,456.70	75.0%	5,063,543.04	
(SUBEB)	Construction of 2 Classrooms Block at Cac N/P Schl Oke Iyanu, Ilasa Ekiti	20,290,999.74	15,227,456.70	15,227,456.70	75.0%	5,063,543.04	
(SUBEB)	Construction of 2 Classrooms Block at C&S N/P Schl Emure	20,290,999.74	7,613,728.35	7,613,728.35	37.5%	12,677,271.39	
(SUBEB)	Construction of 2 Classrooms Block at Comm N/P Schl Owode, Emure	20,290,999.74	-	-	0.0%	20,290,999.74	
(SUBEB)	Construction of 2 Classrooms Block at Methodist N/P Schl, Osi	20,290,999.74	7,613,728.35	7,613,728.35	37.5%	12,677,271.39	
(SUBEB)	Construction of 2 Classrooms Block at Aud N/P Schl, Ikoro	20,290,999.74	7,613,728.35	7,613,728.35	37.5%	12,677,271.39	
(SUBEB)	Construction of 2 Classrooms Block at Shasha Comm N/P Schl Ikere	20,290,999.74	7,613,728.35	7,613,728.35	37.5%	12,677,271.39	
(SUBEB)	Construction of 2 Classrooms Block at Cac N/P Schl Oke Oniyo Efon	20,290,999.74	7,613,728.35	7,613,728.35	37.5%	12,677,271.39	
(SUBEB)	Construction of 2 Classrooms Block at St Stephen's N/P Schl, Ikere	20,290,999.74	7,613,728.35	7,613,728.35	37.5%	12,677,271.39	
(SUBEB)	Construction of 2 Classrooms Block at Comm N/P Schl Iketun, Afao	20,290,999.74	7,613,728.35	7,613,728.35	37.5%	12,677,271.39	
(SUBEB)	Construction of 2 Classrooms Block at St Paul's N/P Schl, Ajegunle Ise	20,290,999.74	-	-	0.0%	20,290,999.74	
(SUBEB)	Construction of 2 Classrooms Block at Comm N/P Schl Isaoye	20,290,999.74	7,613,728.35	7,613,728.35	37.5%	12,677,271.39	
(SUBEB)	Construction of 2 Classrooms Block at Seven Day's Adventist N/P Schl, Ikun	20,290,999.74	7,613,728.35	7,613,728.35	37.5%	12,677,271.39	
(SUBEB)	Construction of 2 Classrooms Block at Methodist N/P Scvhl, Ayegbaju	20,290,999.74	7,613,728.35	7,613,728.35	37.5%	12,677,271.39	
(SUBEB)	Construction and Drilling of Borehole at Araromi Comm. N/P Schl Jimoh Aliu Ado	1,921,083.68	1,390,127.88	1,390,127.88	72.4%	530,955.80	
(SUBEB)	Construction and Drilling of Borehole at St Micheal N/P Schl Ajilusun Ado Ekiti	3,875,447.29	1,390,127.88	1,390,127.88	35.9%	2,485,319.41	
(SUBEB)	Construction and Drilling of Borehole at Subeb Model N/P Schl Ode Ekiti	3,875,447.29	1,390,127.88	1,390,127.88	35.9%	2,485,319.41	
(SUBEB)	Construction and Drilling of Borehole at St. Jame's N/P Schl Imesi	3,875,447.29	1,390,127.88	1,390,127.88	35.9%	2,485,319.41	
(SUBEB)	Construction and Drilling of Borehole at Methodist N/P Ode Ekiti	3,875,447.29	1,390,127.88	1,390,127.88	35.9%	2,485,319.41	
(SUBEB)	Construction and Drilling of Borehole at Ecwa N/P Schl Omuo	3,875,447.29	1,390,127.88	1,390,127.88	35.9%	2,485,319.41	
(SUBEB)	Construction and Drilling of Borehole at Methodiidst N/P Ilisa Omuo	3,875,447.29	1,390,127.88	1,390,127.88	35.9%	2,485,319.41	
(SUBEB)	Construction and Drilling of Borehole at St Mark, S Igbaraodo	3,875,447.29	3,875,447.29	3,875,447.29	100.0%	-	
(SUBEB)	Construction and Drilling of Borehole atst Peter's N/P Schl Ilawe	3,875,447.29	1,390,127.88	1,390,127.88	35.9%	2,485,319.41	
(SUBEB)	Construction and Drilling of Borehole at Batholomew N/P Schl Ogotun	3,875,447.29	3,875,447.29	3,875,447.29	100.0%	-	
(SUBEB)	Construction and Drilling of Borehole at Philips N/P Erio	3,875,447.29	1,390,127.88	1,390,127.88	35.9%	2,485,319.41	
(SUBEB)	Construction and Drilling of Borehole Baptist N/P Schl Ikogosi	3,875,447.29	-	-	0.0%	3,875,447.29	
(SUBEB)	Construction and Drilling of Borehole at St Paul N/P Schl, Okemesi	3,875,447.29	1,390,127.88	1,390,127.88	35.9%	2,485,319.41	
(SUBEB)	Construction and Drilling of Borehole at St Micheal Cac N/P Schl Aramoko	3,875,447.29	1,390,127.88	1,390,127.88	35.9%	2,485,319.41	
(SUBEB)	Construction and Drilling of Borehole at Oge Comm. N/P Schl, Oge Emure	3,875,447.29	1,390,127.88	1,390,127.88	35.9%	2,485,319.41	
(SUBEB)	Construction and Drilling of Borehole at Methodist N/P Schl Emure	3,875,447.29	1,390,127.88	1,390,127.88	35.9%	2,485,319.41	
(SUBEB)	Construction and Drilling of Borehole at St. Peter's Rcm N/P Schl Emure	3,875,447.29	1,390,127.88	1,390,127.88	35.9%	2,485,319.41	
(SUBEB)	Construction and Drilling of Borehole at St. David's Ang. N/P Schl Ido	3,875,447.29	3,875,447.29	3,875,447.29	100.0%	-	
(SUBEB)	Construction and Drilling of Borehole at Aud N/P Schl Ilogbo	3,875,447.29	1,390,127.88	1,390,127.88	35.9%	2,485,319.41	
(SUBEB)	Construction and Drilling of Borehole atst Stephen N/P Schl Oba Ekiti	3,875,447.29	1,390,127.88	1,390,127.88	35.9%	2,485,319.41	
(SUBEB)	Construction and Drilling of Borehole at Aud N/P Schl Ido	3,875,447.29	1,390,127.88	1,390,127.88	35.9%	2,485,319.41	
(SUBEB)	Construction and Drilling of Borehole at Cac N/P Schl Epe Ijero	3,875,447.29	3,875,447.29	3,875,447.29	100.0%	-	
(SUBEB)	Construction and Drilling of Borehole at Aud N/P Schl Ikoro	3,875,447.29	1,390,127.88	1,390,127.88	35.9%	2,485,319.41	

Ekiti State Government Budget Performance Report 2026 Q1 - Capital Expenditure by Project

Administrative Code and Description	Project Description	2026 Original Budget	2026 Q1 Performance	2026 Performance Year to Date (Q1)	% Performance Year to Date against 2026 Original Budget	Balance (against Original Budget)	HOPE-GOV Tagging
(SUBEB)	Construction and Drilling of Borehole at Oluwaseun N/P Schl, Ipoti	3,875,447.29	1,390,127.88	1,390,127.88	35.9%	2,485,319.41	
(SUBEB)	Construction and Drilling of Borehole at St John's And St Mark's N/P Schl, Afao Ikere	3,875,447.29	-	-	0.0%	3,875,447.29	
(SUBEB)	Construction and Drilling of Borehole at St Gabriel N/P Schl Ikere	3,875,447.29	-	-	0.0%	3,875,447.29	
(SUBEB)	Construction and Drilling of Borehole at Comm. Pilot N/P Schl Oke Osun Ikere	3,875,447.29	1,390,127.88	1,390,127.88	35.9%	2,485,319.41	
(SUBEB)	Construction and Drilling of Borehole at St Joseph's N/P Schl Ijesa Isu	3,875,447.29	3,875,447.29	3,875,447.29	100.0%	-	
(SUBEB)	Construction and Drilling of Borehole at St Peter's N/P Schl Isaba	3,875,447.29	1,390,127.88	1,390,127.88	35.9%	2,485,319.41	
(SUBEB)	Construction and Drilling of Borehole at St Paul N/P Schl Usin	3,875,447.29	1,390,127.88	1,390,127.88	35.9%	2,485,319.41	
(SUBEB)	Construction and Drilling of Borehole at Iyemokun Comm. N/P Schl Iye	3,875,447.29	1,390,127.88	1,390,127.88	35.9%	2,485,319.41	
(SUBEB)	Construction and Drilling of Borehole at Cac N/P Schl Edaoniyo	3,875,447.29	1,390,127.88	1,390,127.88	35.9%	2,485,319.41	
(SUBEB)	Construction and Drilling of Borehole St Patrick N/P Schl, Are	3,875,447.29	1,390,127.88	1,390,127.88	35.9%	2,485,319.41	
(SUBEB)	Construction and Drilling of Borehole at St Columbers N/P Schl Igbemo	3,875,447.29	1,390,127.88	1,390,127.88	35.9%	2,485,319.41	
(SUBEB)	Construction and Drilling of Borehole at Muslim N/P Schl Awo	3,875,447.29	1,390,127.88	1,390,127.88	35.9%	2,485,319.41	
(SUBEB)	Construction and Drilling of Borehole at St Marks "B" N/P Schl Ise	3,875,447.29	1,390,127.88	1,390,127.88	35.9%	2,485,319.41	
(SUBEB)	Construction and Drilling of Borehole at C&S N/P Schl Ise Ekiti	3,875,447.29	3,875,447.29	3,875,447.29	100.0%	-	
(SUBEB)	Construction and Drilling of Borehole at Comm. N/P Schl Ise	3,875,447.29	1,390,127.88	1,390,127.88	35.9%	2,485,319.41	
(SUBEB)	Construction and Drilling of Borehole at Ccc N/P Schl Ise	3,875,447.29	1,390,127.88	1,390,127.88	35.9%	2,485,319.41	
(SUBEB)	Construction and Drilling of Borehole at Sda N/P Schl Eleti Otun	3,875,447.29	3,875,447.29	3,875,447.29	100.0%	-	
(SUBEB)	Construction and Drilling of Borehole Sda N/P Schl Ikun	3,875,447.29	3,875,447.29	3,875,447.29	100.0%	-	
(SUBEB)	Construction and Drilling of Borehole at Sda Pilot N/P Schl Otun	3,875,447.29	3,875,447.29	3,875,447.29	100.0%	-	
(SUBEB)	Construction and Drilling of Borehole at St Augustine N/P Schl Osun	3,875,447.29	-	-	0.0%	3,875,447.29	
(SUBEB)	Ado	3,875,447.29	1,390,127.88	1,390,127.88	35.9%	2,485,319.41	
(SUBEB)	Construction of A Block of 3 Classrooms at Oluwole Orungbe N/P Schl Ado	3,875,447.29	3,875,447.29	3,875,447.29	100.0%	-	
(SUBEB)	Construction of A Block of 3 Classrooms at Oluwole Orungbe Ado	28,730,784.15	-	-	0.0%	28,730,784.15	
(SUBEB)	Construction of A Block of 3 Classrooms at Celestial N/P Schl, Aisegba	28,730,784.15	10,780,562.25	10,780,562.25	37.5%	17,950,221.90	
(SUBEB)	Construction of A Block of 3 Classrooms at Methodist N/P Schl Isinbode	28,730,784.15	10,780,562.25	10,780,562.25	37.5%	17,950,221.90	
(SUBEB)	Construction of A Block of 3 Classrooms at St Peter's Cac N/P Schl Ilawe	28,730,784.15	10,780,562.25	10,780,562.25	37.5%	17,950,221.90	
(SUBEB)	Construction of A Block of 3 Classrooms at St Marks N/P Schl Iqbara Odo	28,730,784.15	10,780,562.25	10,780,562.25	37.5%	17,950,221.90	
(SUBEB)	Construction of A Block of 3 Classrooms at St Peter's Cac N/P Schl Ilawe	28,730,784.15	10,780,562.25	10,780,562.25	37.5%	17,950,221.90	
(SUBEB)	Construction of A Block of 3 Classrooms at St Davids N/P/S Ido Ile	28,730,784.15	10,780,562.25	10,780,562.25	37.5%	17,950,221.90	
(SUBEB)	Construction of A Block of 3 Classrooms at St Philips N/P/S Aramoko	28,730,784.15	10,780,562.25	10,780,562.25	37.5%	17,950,221.90	
(SUBEB)	Construction of A Block of 3 Classrooms at Owode Comm. N/P/S Emure	28,730,784.15	10,780,562.25	10,780,562.25	37.5%	17,950,221.90	
(SUBEB)	Construction of A Block of 3 Classrooms at A.U.D N/P/S Usi	28,730,784.15	10,780,562.25	10,780,562.25	37.5%	17,950,221.90	
(SUBEB)	Construction of A Block of 3 Classrooms at St John's C.A.C N/P/S Ilagbo	28,730,784.15	10,780,562.25	10,780,562.25	37.5%	17,950,221.90	
(SUBEB)	Construction of A Block of 3 Classrooms at Sarajudeen N/P/S Ipoti Ekiti	28,730,784.15	10,780,562.25	10,780,562.25	37.5%	17,950,221.90	
(SUBEB)	Construction of A Block of 3 Classrooms at C.A.C N/P/S Epe Ekiti	28,730,784.15	10,780,562.25	10,780,562.25	37.5%	17,950,221.90	
(SUBEB)	Construction of A Block of 3 Classrooms at L.A Pilot N/P/S Uro Ikere	28,730,784.15	10,780,562.25	10,780,562.25	37.5%	17,950,221.90	
(SUBEB)	Construction of A Block of 3 Classrooms at Arowa N/P/S, Shepherd Omisanjana, Ado	28,730,784.15	10,780,562.25	10,780,562.25	37.5%	17,950,221.90	
(SUBEB)	Construction of A Block of 3 Classrooms at Eleyo Comm. N/P/S, Ikere	28,730,784.15	10,780,562.25	10,780,562.25	37.5%	17,950,221.90	
(SUBEB)	Construction of A Block of 3 Classrooms at Surulere N/P/S Ikere	28,730,784.15	10,780,562.25	10,780,562.25	37.5%	17,950,221.90	
(SUBEB)	Construction of A Block of 3 Classrooms at Hossanah A/C/N/P/S Ijesa Isu	28,730,784.15	10,780,562.25	10,780,562.25	37.5%	17,950,221.90	
(SUBEB)	Construction of A Block of 3 Classrooms at Comm. N/P/A Ii Ijebu Agege, Ikole	28,730,784.15	10,780,562.25	10,780,562.25	37.5%	17,950,221.90	
(SUBEB)	Construction of A Block of 3 Classrooms at C.A.C N/P/S Edaoniyo Ekiti	28,730,784.15	10,780,562.25	10,780,562.25	37.5%	17,950,221.90	
(SUBEB)	Construction of A Block of 3 Classrooms at St. Columbas N/P/S,Igbemo	28,730,784.15	10,780,562.25	10,780,562.25	37.5%	17,950,221.90	
(SUBEB)	Construction of A Block of 3 Classrooms at Cac N/P/S, ofigba, Ise	28,730,784.15	10,780,562.25	10,780,562.25	37.5%	17,950,221.90	
(SUBEB)	Construction of A Block of 3 Classrooms at St. Augustine N/P/S Osun	28,730,784.15	10,780,562.25	10,780,562.25	37.5%	17,950,221.90	

Ekiti State Government Budget Performance Report 2026 Q1 - Capital Expenditure by Project

Administrative Code and Description	Project Description	2026 Original Budget	2026 Q1 Performance	2026 Performance Year to Date (Q1)	% Performance Year to Date against 2026 Original Budget	Balance (against Original Budget)	HOPE-GOV Tagging
(SUBEB)	Construction of A Block of 3 Classrooms at Emman N/P/S, Igogo	28,730,784.15	10,780,562.25	10,780,562.25	37.5%	17,950,221.90	
(SUBEB)	Construction of A Block of 3 Classrooms at St. Andrew's N/P/S Osin	28,730,784.15	10,780,562.25	10,780,562.25	37.5%	17,950,221.90	
(SUBEB)	Construction of A Block of 3 Classrooms at Ore-ofe Comm. N/P/S Omoga, Oye	28,730,784.15	10,780,562.25	10,780,562.25	37.5%	17,950,221.90	
(SUBEB)	Construction of Perimeter Fence at Araromi Comm. N/P/S Jimoh Aliu, Ado	28,730,784.15	3,911,805.00	3,911,805.00	13.6%	24,818,979.15	
(SUBEB)	Construction of Perimeter Fence at Comm. N/P/S Uso	10,425,172.87	-	-	0.0%	10,425,172.87	
(SUBEB)	Construction of Perimeter Fence at Moboluwaduro N/P/S Doctor Qtrs, Ado	7,425,747.49	4,385,685.00	4,385,685.00	59.1%	3,040,062.49	
(SUBEB)	Construction of Perimeter Fence at L.A N/P/S Erinfun Ado	11,688,088.82	11,688,088.82	11,688,088.82	100.0%	-	
(SUBEB)	Construction of Perimeter Fence at Ayedun Comm. N/P/S Aponwe, Ado	13,361,452.45	2,549,400.00	2,549,400.00	19.1%	10,812,052.45	
(SUBEB)	Construction of Perimeter Fence at Bawa N/P/S Ado	6,794,289.52	6,794,289.52	6,794,289.52	100.0%	-	
(SUBEB)	Construction of Perimeter Fence at Comm. N/P/S, A & B, Igbole	11,409,643.94	-	-	0.0%	11,409,643.94	
(SUBEB)	Construction of Perimeter Fence at Our Saviours N/P/S, Iro Ayeteju	14,213,920.72	5,160,952.50	5,160,952.50	36.3%	9,052,968.22	
(SUBEB)	Construction of Perimeter Fence at C.A.C N/P/S, Iro Ekiti	17,213,346.09	-	-	0.0%	17,213,346.09	
(SUBEB)	Construction of Perimeter Fence at St James N/P/S, Imesi	10,772,474.76	-	-	0.0%	10,772,474.76	
(SUBEB)	Construction of Perimeter Fence at Nomadic N/P/S Alajo Efon	5,534,529.00	2,076,704.70	2,076,704.70	37.5%	3,457,824.30	
(SUBEB)	Construction of Perimeter Fence at Cac, N/P/S Oke Oniyo	11,372,359.83	4,267,215.00	4,267,215.00	37.5%	7,105,144.83	
(SUBEB)	Construction of Perimeter Fence at St.John's Cac N/P/S Efon	10,583,037.36	-	-	0.0%	10,583,037.36	
(SUBEB)	Construction of Perimeter Fence at Cac, N/P/S, Omuo-Oke	6,448,500.67	6,448,500.67	6,448,500.67	100.0%	-	
(SUBEB)	Construction of Perimeter Fence at Methodist N/P/S I Kota, Omuo	16,266,159.13	16,266,159.13	16,266,159.13	100.0%	-	
(SUBEB)	Construction of Perimeter Fence at Community Araromi N/P/S Ugbesi Omuo	12,635,275.78	-	-	0.0%	12,635,275.78	
(SUBEB)	Construction of Perimeter Fence at St Rapheal N/P/S Igbara Odo	17,529,075.08	13,154,760.00	13,154,760.00	75.0%	4,374,315.08	
(SUBEB)	Construction of Perimeter Fence at St Rapheal N/P/S Ilawe	13,740,327.23	5,155,740.00	5,155,740.00	37.5%	8,584,587.23	
(SUBEB)	Construction of Perimeter Fence at L.A N/P/S Ilawe	7,373,219.27	-	-	0.0%	7,373,219.27	
(SUBEB)	Construction of Perimeter Fence at Camc N/P/S, Ilawe	9,635,850.40	3,615,630.00	3,615,630.00	37.5%	6,020,220.40	
(SUBEB)	Construction of Perimeter Fence at St James N/P/S, Aramoko	9,477,985.91	3,556,395.00	3,556,395.00	37.5%	5,921,590.91	
(SUBEB)	Construction of Perimeter Fence at St Peter's N/P/S Okemesi	11,214,495.34	4,207,980.00	4,207,980.00	37.5%	7,006,515.34	
(SUBEB)	Construction of Perimeter Fence at Baptist N/P/S Ikoqosi	10,456,745.77	3,923,652.00	3,923,652.00	37.5%	6,533,093.77	
(SUBEB)	Construction of Perimeter Fence at St.Bridget N/P/S Ipole Iloro	7,204,768.78	-	-	0.0%	7,204,768.78	
(SUBEB)	Construction of Perimeter Fence at St.Marks N/P/S Erio	10,393,599.97	3,899,958.00	3,899,958.00	37.5%	6,493,641.97	
(SUBEB)	Construction of Perimeter Fence at St. Joseph's N/P/S Aramoko	7,110,018.51	-	-	0.0%	7,110,018.51	
(SUBEB)	Construction of Perimeter Fence at Oge Community N/P/S Oge	11,530,224.33	4,326,450.00	4,326,450.00	37.5%	7,203,774.33	
(SUBEB)	Construction of Perimeter Fence at Anser-Ur-Deen N/P/S I Eporo	13,487,744.05	5,060,964.00	5,060,964.00	37.5%	8,426,780.05	
(SUBEB)	Construction of Perimeter Fence at Aud N/P Schl Ilogbo	14,119,202.02	-	-	0.0%	14,119,202.02	
(SUBEB)	Construction of Perimeter Fence at David's N/P Schl Ido	1,304,717.33	1,304,717.33	1,304,717.33	100.0%	-	
(SUBEB)	Construction of Perimeter Fence at Comm. N/P Schl Ifishin	11,762,223.59	4,413,502.36	4,413,502.36	37.5%	7,348,721.23	
(SUBEB)	Construction of Perimeter Fence at Celestial N/P Schl Ilogbo	13,992,910.42	-	-	0.0%	13,992,910.42	
(SUBEB)	Construction of Perimeter Fence at Ebenezer Baptist N/P Schl Ipoti Ekiti	7,173,164.30	-	-	0.0%	7,173,164.30	
(SUBEB)	Construction of Perimeter Fence at St Geoges's N/P Schl Ijero	12,603,702.88	10,246,704.00	10,246,704.00	81.3%	2,356,998.88	
(SUBEB)	Construction of Perimeter Fence at St Anthony Cath. N/P Ara Ijero	12,035,390.70	4,515,702.00	4,515,702.00	37.5%	7,519,688.70	
(SUBEB)	Construction of Perimeter Fence at St. Micheal's N/P Schl Iloro	14,750,659.99	5,534,844.00	5,534,844.00	37.5%	9,215,815.99	
(SUBEB)	Construction of Perimeter Fence at St John's /Marks N/P Schl Ikere	12,319,546.79	4,622,625.00	4,622,625.00	37.5%	7,696,921.79	
(SUBEB)	Construction of Perimeter Fence at La Pilot N/P Schl Uro Ikere	15,760,992.75	11,827,896.00	11,827,896.00	75.0%	3,933,096.75	
(SUBEB)	Construction of Perimeter Fence atst. Mary N/P Schl Araromi, Ikere	12,477,411.29	-	-	0.0%	12,477,411.29	
(SUBEB)	Construction of Perimeter Fence at Irepodun Pilot N/P Schl Ikole	11,593,370.12	4,350,144.00	4,350,144.00	37.5%	7,243,226.12	
(SUBEB)	Construction of Perimeter Fence at Holy Apostolic N/P Schl, Ikole	12,793,140.27	4,800,330.00	4,800,330.00	37.5%	7,992,810.27	
(SUBEB)	Construction of Perimeter Fence at Comm. N/P Schl Itapaji Road, Odo Oro	11,214,495.34	4,207,980.00	4,207,980.00	37.5%	7,006,515.34	

Ekiti State Government Budget Performance Report 2026 Q1 - Capital Expenditure by Project

Administrative Code and Description	Project Description	2026 Original Budget	2026 Q1 Performance	2026 Performance Year to Date (Q1)	% Performance Year to Date against 2026 Original Budget	Balance (against Original Budget)	HOPE-GOV Tagging
(SUBEB)	Construction of Perimeter Fence at Comm. N/P Schl Ipere	14,245,493.61	5,120,199.00	5,120,199.00	35.9%	9,125,294.61	
(SUBEB)	Construction of Perimeter Fence at St Martins N/P Schl Iludun	9,193,829.82	5,345,292.00	5,345,292.00	58.1%	3,848,537.82	
(SUBEB)	Construction of Perimeter Fence at St. Joseph's N/P/S, Ijesamodu	14,371,785.21	-	-	0.0%	14,371,785.21	
(SUBEB)	Construction of Perimeter Fence at St. Jame's Pilot N/P/S, Eda Oniyo	6,857,435.32	5,392,680.00	5,392,680.00	78.6%	1,464,755.32	
(SUBEB)	Construction of Perimeter Fence at St. Andrew N/P/S, Are	8,814,955.04	-	-	0.0%	8,814,955.04	
(SUBEB)	Construction of Perimeter Fence at St. John's Ang. N/P/S, Igbemo	16,266,159.13	3,307,608.00	3,307,608.00	20.3%	12,958,551.13	
(SUBEB)	Construction of Perimeter Fence at Baptist N/P/S, Iyin	10,330,454.17	6,103,500.00	6,103,500.00	59.1%	4,226,954.17	
(SUBEB)	Construction of Perimeter Fence at St. Columbas N/P/S, Igbemo	12,729,994.48	3,876,264.00	3,876,264.00	30.4%	8,853,730.48	
(SUBEB)	Construction of Perimeter Fence at C.A.C N/P/S, Iyin	8,814,955.04	-	-	0.0%	8,814,955.04	
(SUBEB)	Construction of Perimeter Fence at St. John's Ang. N/P/S, Ise Ekiti	15,129,534.78	-	-	0.0%	15,129,534.78	
(SUBEB)	Construction of Perimeter Fence at Aud N/P/S, Ise	14,056,056.22	-	-	0.0%	14,056,056.22	
(SUBEB)	Construction of Perimeter Fence at Sda N/P/S, Eleti, Otun	9,320,121.42	5,274,210.00	5,274,210.00	56.6%	4,045,911.42	
(SUBEB)	Construction of Perimeter Fence at St. Andrew N/P/S, Osan	8,688,663.44	-	-	0.0%	8,688,663.44	
(SUBEB)	Construction of Perimeter Fence at Comm. N/P/S, Ira	15,382,117.97	3,260,220.00	3,260,220.00	21.2%	12,121,897.97	
(SUBEB)	Construction of Perimeter Fence at St. John's Ang. N/P/S, Erinmope Ekiti	9,793,714.90	-	-	0.0%	9,793,714.90	
(SUBEB)	Construction of Perimeter Fence at A.U.D C.A.C United, N/P/S, Ikun	10,890,834.32	3,674,865.00	3,674,865.00	33.7%	7,215,969.32	
(SUBEB)	Construction of Perimeter Fence at Methodist N/P/S, Itapa	16,581,888.12	4,089,533.69	4,089,533.69	24.7%	12,492,354.43	
(SUBEB)	Construction of Perimeter Fence at Ojewumi N/P/S, Oloje-Ekiti	12,035,390.70	6,221,970.00	6,221,970.00	51.7%	5,813,420.70	
(SUBEB)	Construction of Perimeter Fence at A.U.D N/P/S, Ire	7,392,972.42	3,015,198.80	3,015,198.80	40.8%	4,377,773.62	
(SUBEB)	Construction of Perimeter Fence at St. John's Cath. N/P/S, Ilupeju	10,583,037.36	2,774,041.91	2,774,041.91	26.2%	7,808,995.45	
(SUBEB)	Construction of Perimeter Fence at Muslim N/P/S, Oye Ekiti	8,625,549.23	7,942,080.00	7,942,080.00	92.1%	683,469.23	
(SUBEB)	Renovation of Block of 3 Classrooms Aud Pilot N/P/S, Ajilosun, Ado	13,912,299.99	5,220,268.80	5,220,268.80	37.5%	8,692,031.19	
(SUBEB)	N/P/S, Ajilosun, Ado	14,638,277.00	5,492,674.88	5,492,674.88	37.5%	9,145,602.12	
(SUBEB)	Renovation of Block of 2 Classrooms at Mofere Comm. N/P/S, Idofin Agric Olope Rd. Ado	10,439,803.03	3,917,294.63	3,917,294.63	37.5%	6,522,508.41	
(SUBEB)	Renovation of Block of 2 Classrooms at Comm. N/P/S, Irasa	10,439,803.03	3,917,294.63	3,917,294.63	37.5%	6,522,508.41	
(SUBEB)	Renovation of Block of 3 Classrooms with Office at Comm. N/P/S, Ilamuo, Ado	14,916,903.23	5,597,222.93	5,597,222.93	37.5%	9,319,680.31	
(SUBEB)	Renovation of Block of 3 Classrooms with Office at Surajudeen N/P/S, Ayoko, Ado	14,916,903.23	5,597,222.93	5,597,222.93	37.5%	9,319,680.31	
(SUBEB)	Ado	14,638,277.00	5,492,674.88	5,492,674.88	37.5%	9,145,602.12	
(SUBEB)	Renovation of Block of 3 Classrooms with Office at St. Paul's N/P/S, Agbado	16,829,125.98	6,314,740.29	6,314,740.29	37.5%	10,514,385.69	
(SUBEB)	Renovation of Block of 3 Classrooms with Office at St. Francis N/P/S, Imesi	14,916,903.23	5,597,222.93	5,597,222.93	37.5%	9,319,680.31	
(SUBEB)	Renovation of Block of 2 Classrooms with Office at St. Peter's N/P/S, Ilumoba	11,290,694.04	4,236,571.80	4,236,571.80	37.5%	7,054,122.24	
(SUBEB)	Renovation of Block of 6 Classrooms with 6 Store St. Joseph's N/P/S Ilupeju, Ijan	18,534,168.50	6,954,518.06	6,954,518.06	37.5%	11,579,650.44	
(SUBEB)	Renovation of Block of 5 Classrooms at C.A.C N/P/S, Iro	18,398,020.63	6,903,431.72	6,903,431.72	37.5%	11,494,588.91	
(SUBEB)	Construction of Block of 3 Classrooms with Office at St. Mary's N/P/S, Ode	16,829,125.98	6,314,740.29	6,314,740.29	37.5%	10,514,385.69	
(SUBEB)	Construction of Block of 3 Classrooms with Office at St. John's N/P/S, Iluomoba	16,829,125.98	6,314,740.29	6,314,740.29	37.5%	10,514,385.69	
(SUBEB)	Grammar School, Efon	14,638,277.00	5,492,674.88	5,492,674.88	37.5%	9,145,602.12	
(SUBEB)	Renovation of Block of 3 Classrooms with Office at Nomardic N/P/S, Alajo, Efon	14,791,463.12	-	-	0.0%	14,791,463.12	
(SUBEB)	Renovation of Block of 3 Classrooms with Office at St. John's N/P/S, Oke-Are, Efon	14,791,463.12	5,550,154.43	5,550,154.43	37.5%	9,241,308.70	
(SUBEB)	Renovation of Block of 3 Classrooms at Subeb Model School, Efon	14,711,816.29	5,220,268.80	5,220,268.80	35.5%	9,491,547.49	
(SUBEB)	Renovation of Block of 3 Classrooms at St. Peter's C & S N/P/S, Alanak, Efon	13,912,299.99	5,220,268.80	5,220,268.80	37.5%	8,692,031.19	
(SUBEB)	Renovation of Block of 3 Classrooms at St. Paul's Ang. N/P/S, Omuo Oke	13,912,299.99	5,220,268.80	5,220,268.80	37.5%	8,692,031.19	
(SUBEB)	Renovation of Block of 3 Classrooms at St. Philips N/P/S, Ilasa	13,912,299.99	3,917,294.63	3,917,294.63	28.2%	9,995,005.37	
(SUBEB)	Renovation of Block of 3 Classrooms at St. Andrew's N/P/S, Iludofin, Omuo	13,912,299.99	5,220,268.80	5,220,268.80	37.5%	8,692,031.19	
(SUBEB)	Renovation of Block of 2 Classrooms with Office/Store at Methodist N/P/S, Kota, Omuo	11,370,645.67	4,266,571.80	4,266,571.80	37.5%	7,104,073.87	
(SUBEB)	Renovation of Block of 3 Classrooms with Office at Baptist N/P/S, Ugbesi Ekiti	14,916,903.23	5,597,222.93	5,597,222.93	37.5%	9,319,680.31	

Ekiti State Government Budget Performance Report 2026 Q1 - Capital Expenditure by Project

Administrative Code and Description	Project Description	2026 Original Budget	2026 Q1 Performance	2026 Performance Year to Date (Q1)	% Performance Year to Date against 2026 Original Budget	Balance (against Original Budget)	HOPE-GOV Tagging
(SUBEB)	Renovation of Block of 3 Classrooms with Office at St. Anthony N/P/S, Ilawe	14,791,463.12	5,550,154.43	5,550,154.43	37.5%	9,241,308.70	
(SUBEB)	N/P/S, Ogotun	14,916,903.23	5,597,222.93	5,597,222.93	37.5%	9,319,680.31	
(SUBEB)	N/P/S, Igbara Odo	14,638,277.00	5,597,222.93	5,597,222.93	38.2%	9,041,054.07	
(SUBEB)	Renovation of Block of 3 Classrooms with Office at St. Peter's Cath. N/P/S, Igbara Odo	14,916,903.23	5,597,222.93	5,597,222.93	37.5%	9,319,680.31	
(SUBEB)	Renovation of Block of 3 Classrooms at Olorunsogo N/P/S, Ilawe	13,912,299.99	5,220,268.80	5,220,268.80	37.5%	8,692,031.19	
(SUBEB)	Renovation of Block of 3 Classrooms with Office at St. Paul's Ang. N/P/S, Ogotun	14,916,903.23	5,597,222.93	5,597,222.93	37.5%	9,319,680.31	
(SUBEB)	Renovation of Block of 4 Classrooms at Subeb Model School, Erio	16,087,188.42	6,036,345.38	6,036,345.38	37.5%	10,050,843.04	
(SUBEB)	Renovation of Block of 2 Classrooms C.A.C N/P/S, Ipole/Iloro	10,439,803.03	3,917,294.63	3,917,294.63	37.5%	6,522,508.41	
(SUBEB)	Aramoko	14,638,277.00	5,492,674.88	5,492,674.88	37.5%	9,145,602.12	
(SUBEB)	Renovation of Block of 3 Classrooms with Office at Community N/P/S, Ajindo, Okemesi	14,916,903.23	5,597,222.93	5,597,222.93	37.5%	9,319,680.31	
(SUBEB)	Renovation of Block of 2 Classrooms with Office at L.A N/P/S, Okemesi	11,290,694.04	4,236,571.80	4,236,571.80	37.5%	7,054,122.24	
(SUBEB)	Construction of 3 Classrooms with Office L.A N/P/S, Ajaye	16,829,125.98	6,314,740.29	6,314,740.29	37.5%	10,514,385.69	
(SUBEB)	Renovation of Block of 2 Classrooms at Baptist N/P/S, Ikogosi	10,439,803.03	-	-	0.0%	10,439,803.03	
(SUBEB)	Renovation of Block of 3 Classrooms with Office at St. Luke's N/P/S Ido Ile	14,916,903.23	5,597,222.93	5,597,222.93	37.5%	9,319,680.30	
(SUBEB)	Construction of 3 Classrooms with Office at Asa Oriokuta N/P/S, Ikogosi	16,829,125.98	6,314,740.89	6,314,740.89	37.5%	10,514,385.09	
(SUBEB)	Renovation of Block of 3 Classrooms with Office at Comm. N/P/S, Akola Aramoko	14,916,903.23	5,597,222.93	5,597,222.93	37.5%	9,319,680.31	
(SUBEB)	Renovation of Block of 3 Classrooms with Office at Christ Light N/P/S Aramoko	14,916,903.23	14,916,903.23	14,916,903.23	100.0%	-	
(SUBEB)	Renovation of Block of 3 Classrooms Anser-Ur-Deen N/P/S, Eporo	14,916,903.23	14,916,903.23	14,916,903.23	100.0%	-	
(SUBEB)	Construction of 6 Classrooms Storey Building with Office at L.A N/P/S, Eporo	17,661,538.75	6,627,083.93	6,627,083.93	37.5%	11,034,454.82	
(SUBEB)	Renovation of Block of 3 Classrooms L.A N/P/S, Emure	13,912,299.99	5,220,268.80	5,220,268.80	37.5%	8,692,031.19	
(SUBEB)	Renovation of Block of 3 Classrooms with Office at St. Paul's N/P/S, Emure	14,916,903.23	14,916,903.23	14,916,903.23	100.0%	-	
(SUBEB)	Renovation of Block of 3 Classrooms with Office at Anser-Ur-Islam N/P/S, Emure	14,916,903.23	11,194,445.86	11,194,445.86	75.0%	3,722,457.37	
(SUBEB)	Renovation of Block of 3 Classrooms with Office at St. David's N/P/S, Ido	14,916,903.23	14,916,903.23	14,916,903.23	100.0%	-	
(SUBEB)	Renovation of Block of 3 Classrooms at Subeb Model School, Ido	13,912,299.99	13,912,299.99	13,912,299.99	100.0%	-	
(SUBEB)	Renovation of Block of 3 Classrooms at St. Michael N/P/S, Oke Ayo, Ido	13,912,299.99	13,912,299.99	13,912,299.99	100.0%	-	
(SUBEB)	Renovation of Block of 3 Classrooms with Office at St. Mary's N/P/S, Ilogbo	14,916,903.23	14,916,903.23	14,916,903.23	100.0%	-	
(SUBEB)	Renovation of Block of 3 Classrooms with Office at Comm. N/P/S, Ifishin	14,916,903.23	14,916,903.23	14,916,903.23	100.0%	-	
(SUBEB)	Renovation of Block of 3 Classrooms at St. Peter's N/P/S, Ifaki	13,912,299.99	13,912,299.99	13,912,299.99	100.0%	-	
(SUBEB)	Renovation of Block of 3 Classrooms at C.A.C N/P/S, Epe	13,912,299.99	5,220,268.80	5,220,268.80	37.5%	8,692,031.19	
(SUBEB)	Renovation of Block of 3 Classrooms at St. Columbas Cath. N/P/S, Ikoro	13,912,299.99	13,912,299.99	13,912,299.99	100.0%	-	
(SUBEB)	Renovation of Block of 3 Classrooms with Office at St. Mary's A/C N/P/S, Iloro	14,916,903.23	5,597,222.93	5,597,222.93	37.5%	9,319,680.30	
(SUBEB)	Renovation of Block of 6 Classrooms Storey Building with Office at St. John N/P/S, Ipoti	14,638,277.00	11,900,795.56	11,900,795.56	81.3%	2,737,481.44	
(SUBEB)	Renovation of Block of 2 Classrooms with Offices at Our Saviours N/P/S, Ipoti	11,290,694.04	4,236,571.80	4,236,571.80	37.5%	7,054,122.24	
(SUBEB)	Renovation of Block of 3 Classrooms with Office at St. Michael N/P/S, Iroko	14,916,903.23	14,916,903.23	14,916,903.23	100.0%	-	
(SUBEB)	Renovation of Block of 2 Classrooms with Office at Baptist N/P/S, Ijero	11,290,694.04	11,290,694.04	11,290,694.04	100.0%	-	
(SUBEB)	Renovation of Block of 3 Classrooms with Office at C.A.C Aba-Oluwaseun, Ipoti	14,916,903.23	14,916,903.23	14,916,903.23	100.0%	-	
(SUBEB)	Construction of Block of 3 Classrooms with Office at L.A N/P/S, Aafin Ikere	16,829,125.98	7,367,197.00	7,367,197.00	43.8%	9,461,928.98	
(SUBEB)	Renovation of Block of 3 Classrooms at St. Joseph's R.C.M N/P/S, Oke-Padi, Ikere	13,912,299.99	5,220,268.80	5,220,268.80	37.5%	8,692,031.19	
(SUBEB)	Renovation of Block of 3 Classrooms at St. Gabriel N/P/S, School, Ikere	13,912,299.99	-	-	0.0%	13,912,299.99	
(SUBEB)	Renovation of Block of 3 Classrooms with Office at Shasha Comm. N/P/S, Ikere	14,916,903.23	14,916,903.23	14,916,903.23	100.0%	-	
(SUBEB)	Renovation of Block of 3 Classrooms with Office at A.U.D N/P/S, Araromi, Ikere	14,916,903.23	14,916,903.23	14,916,903.23	100.0%	-	
(SUBEB)	Ikere	16,399,652.37	5,597,222.93	5,597,222.93	34.1%	10,802,429.44	
(SUBEB)	Renovation of Block of 3 Classrooms with Office at St. Andrew's N/P/S, Odo-Oro	14,916,903.23	12,468,330.54	12,468,330.54	83.6%	2,448,572.69	
(SUBEB)	Renovation of Block of 3 Classrooms with Office at St. Paul's N/P/S, Ikole	14,916,903.23	5,597,222.93	5,597,222.93	37.5%	9,319,680.30	
(SUBEB)	Renovation of Block of 6 Classrooms with Office at All Saint N/P/S, Ikole	15,933,691.82	15,933,691.82	15,933,691.82	100.0%	-	

Ekiti State Government Budget Performance Report 2026 Q1 - Capital Expenditure by Project

Administrative Code and Description	Project Description	2026 Original Budget	2026 Q1 Performance	2026 Performance Year to Date (Q1)	% Performance Year to Date against 2026 Original Budget	Balance (against Original Budget)	HOPE-GOV Tagging
(SUBEB)	Renovation of Block of 4 Classrooms at Subeb Model School, Ikole	16,087,188.42	5,978,749.33	5,978,749.33	37.2%	10,108,439.09	
(SUBEB)	Ayedun	14,638,277.00	13,078,748.31	13,078,748.31	89.3%	1,559,528.69	
(SUBEB)	Renovation of Block of 3 Classrooms with Office at Our Saviours N/P/S, Irin Odo	15,208,698.30	11,900,795.56	11,900,795.56	78.2%	3,307,902.74	
(SUBEB)	Renovation of Block of 3 Classrooms with Office at St. Mark's Ang. N/P/S, Odo Ayedun	13,912,299.99	5,706,712.28	5,706,712.28	41.0%	8,205,587.71	
(SUBEB)	Renovation of Block of 3 Classrooms with Office at St. David's N/P/S, Iludun	14,916,903.23	10,440,537.60	10,440,537.60	70.0%	4,476,365.63	
(SUBEB)	Renovation of Block of 2 Classrooms with Office at Iyemokun Comm. N/P/S, Iye	11,290,694.04	11,290,694.04	11,290,694.04	100.0%	-	
(SUBEB)	Renovation of Block of 3 Classrooms at St. Peter's N/P/S, Ipere	13,912,299.99	-	-	0.0%	13,912,299.99	
(SUBEB)	Renovation of Block of 3 Classrooms at St. Boniface N/P/S, Ewu	13,912,299.99	13,912,299.99	13,912,299.99	100.0%	-	
(SUBEB)	Renovation of Block of 3 Classrooms at St. David's N/P/S, Ipere	13,912,299.99	13,912,299.99	13,912,299.99	100.0%	-	
(SUBEB)	Renovation of Block of 2 Classrooms with Office at Obada Comm. N/P/S, Ipe	11,290,694.04	11,290,694.04	11,290,694.04	100.0%	-	
(SUBEB)	Renovation of Block of 3 Classrooms at St. Columbas Cath. N/P/S, Igbemo	13,912,299.99	13,912,299.99	13,912,299.99	100.0%	-	
(SUBEB)	Renovation of Block of 3 Classrooms at Muslim N/P/S, Are	13,912,299.99	13,912,299.99	13,912,299.99	100.0%	-	
(SUBEB)	All Saint Pilot N/P/S, Iyin	18,203,078.09	18,203,078.09	18,203,078.09	100.0%	-	
(SUBEB)	Construction of Block of 3 Classrooms with Office at C.A.C N/P/S, Iyin	16,829,125.98	16,829,125.98	16,829,125.98	100.0%	-	
(SUBEB)	Renovation of Block of 3 Classrooms with Office at St. Philip's N/P/S, Esure	14,916,903.23	14,916,903.23	14,916,903.23	100.0%	-	
(SUBEB)	Construction of A Block of 3 Classrooms at Oke Owa Comm. P/S, Igede	16,829,125.98	12,629,481.78	12,629,481.78	75.0%	4,199,644.20	
(SUBEB)	Renovation of Block of 2 Classrooms with Office at St. William's N/P/S, Igbemo	11,290,694.04	4,236,571.80	4,236,571.80	37.5%	7,054,122.24	
(SUBEB)	Renovation of Block of 2 Classrooms at St. Patrick's N/P/S, Igogo	10,437,947.78	3,916,598.49	3,916,598.49	37.5%	6,521,349.29	
(SUBEB)	Renovation of Block of 3 Classrooms with Office at St. Mark's N/P/S, "A" Ise	14,916,903.23	11,194,445.86	11,194,445.86	75.0%	3,722,457.37	
(SUBEB)	Renovation of Block of 3 Classrooms at St. Raphael N/P/S, Orun	13,912,299.99	13,912,299.99	13,912,299.99	100.0%	-	
(SUBEB)	Renovation of Block of 3 Classrooms with Offices at A.U.D C.A.C United, N/P/S, Ikun	14,916,903.23	14,916,903.23	14,916,903.23	100.0%	-	
(SUBEB)	Renovation of Block of 4 Classrooms with Offices at S.D.A N/P/S, Eleti, Otun	16,071,563.47	6,030,482.48	6,030,482.48	37.5%	10,041,080.99	
(SUBEB)	Renovation of Block of 3 Classrooms with Offices at St. Peter's N/P/S, Otun	14,916,903.23	11,194,445.86	11,194,445.86	75.0%	3,722,457.37	
(SUBEB)	Renovation of Block of 3 Classrooms with Office at Igogo Commercial Grammar School	14,916,903.23	11,194,445.86	11,194,445.86	75.0%	3,722,457.37	
(SUBEB)	Renovation of Block of 3 Classrooms with Office at St. Andrew's N/P/S, Osan	14,916,903.23	14,916,903.23	14,916,903.23	100.0%	-	
(SUBEB)	Renovation of Block of 3 Classrooms with Office at St. Augustine N/P/S, Osun	13,912,299.99	13,912,299.99	13,912,299.99	100.0%	-	
(SUBEB)	Renovation of Block of 3 Classrooms at St. Comm. N/P/S, Gede, Ayede	11,290,694.04	11,290,694.04	11,290,694.04	100.0%	-	
(SUBEB)	Renovation of Block of 2 Classrooms with Office at A.U.D N/P/S, Isan	13,912,299.99	8,473,143.60	8,473,143.60	60.9%	5,439,156.39	
(SUBEB)	Renovation of Block of 3 Classrooms at Ojewumi N/P/S, Oloje	14,916,903.23	14,916,903.23	14,916,903.23	100.0%	-	
(SUBEB)	Renovation of Block of 3 Classrooms with Office at Baptist N/P/S, Ire	16,829,125.98	11,194,445.86	11,194,445.86	66.5%	5,634,680.12	
(SUBEB)	Construction of Block of 3 Classrooms at C.A.C N/P/S Itapa	14,916,903.23	13,681,937.32	13,681,937.32	91.7%	1,234,965.91	
(SUBEB)	Construction of Block of 3 Classrooms with Office at St. Mary's N/P/S, Oye	14,682,108.75	11,194,445.86	11,194,445.86	76.2%	3,487,662.89	
(SUBEB)	Renovation of Block of 3 Classrooms with Office at Motherless Home N/P/S, Iyin	14,319,400.23	14,319,400.23	14,319,400.23	100.0%	-	
(SUBEB)	Renovation of Block of 3 Classrooms with Office at St. Michael's A/C N/P/S, Iloro	14,916,903.23	14,916,903.23	14,916,903.23	100.0%	-	
(SUBEB)	Renovation of Block of 3 Classrooms with Office at St. David's N/P/S, Erekesan, Efon	14,916,903.23	5,597,222.93	5,597,222.93	37.5%	9,319,680.31	
(SUBEB)	Renovation of Block of 3 Classrooms with Offices at C.A.M.C N/P/S, Ilawe	11,290,694.04	5,597,222.93	5,597,222.93	49.6%	5,693,471.11	
(SUBEB)	Renovation of Block of 2 Classrooms with Office at St. Peter's Cath. N/P/S, Okemesi	11,290,694.04	11,290,694.04	11,290,694.04	100.0%	-	
(SUBEB)	Renovation of Block of 2 Classrooms with Offices at St. Paul's N/P/S, Eyio Ekiti	14,916,903.23	13,415,810.70	13,415,810.70	89.9%	1,501,092.53	
(SUBEB)	Renovation of Block of 3 Classrooms with Offices at St. John's N/P/S, Ire	16,087,188.42	16,087,188.42	16,087,188.42	100.0%	-	
(SUBEB)	Renovation of Block of 4 Classrooms at St. Brigid N/P/S, Ifaki	15,716,419.53	12,072,690.76	12,072,690.76	76.8%	3,643,728.77	
(SUBEB)	Renovation of Blovk of 3 Classrooms with Offices at Meth. N/P/S, Osi	16,087,188.42	16,087,188.42	16,087,188.42	100.0%	-	
(SUBEB)	Renovation of Block of 4 Classrooms at St. Augustine N/P/S, Aramoko	16,087,188.42	-	-	0.0%	16,087,188.42	
(SUBEB)	Renovation of Block of 4 Classrooms at L.A Pilot N/P/S, Uro College Road, Ikere	14,916,903.23	-	-	0.0%	14,916,903.23	
(SUBEB)	Renovation of Block of 3 Classrooms with Office at St. John Ang. Afolu, Ise	57,646,959.35	17,724,539.27	17,724,539.27	30.7%	39,922,420.08	
(SUBEB)	Purchase of 600 Chairs and Tables for the Nursery Schools in Aramoko	57,646,959.35	27,500,000.00	27,500,000.00	47.7%	30,146,959.35	

Ekiti State Government Budget Performance Report 2026 Q1 - Capital Expenditure by Project

Administrative Code and Description	Project Description	2026 Original Budget	2026 Q1 Performance	2026 Performance Year to Date (Q1)	% Performance Year to Date against 2026 Original Budget	Balance (against Original Budget)	HOPE-GOV Tagging
(SUBEB)	Purchase of 600 Chairs and Tables for the Nursery Schools at Ikere	57,646,959.35	27,500,000.00	27,500,000.00	47.7%	30,146,959.35	
(SUBEB)	Purchase of 600 Chairs and Tables for the Nursery Schools at Ido	57,646,959.35	27,500,000.00	27,500,000.00	47.7%	30,146,959.35	
(SUBEB)	Purchase of 600 Chairs and Tables for the Nursery Schools at Moba	57,646,959.35	27,500,000.00	27,500,000.00	47.7%	30,146,959.35	
(SUBEB)	Purchase of 600 Chairs and Tables for the Nursery Schools at Ikole	57,646,959.35	27,500,000.00	27,500,000.00	47.7%	30,146,959.35	
(SUBEB)	Purchase of 600 Chairs and Tables for the Nursery Schools at Ado	504,198,964.49	27,500,000.00	27,500,000.00	5.5%	476,698,964.49	
(SUBEB)	Purchase of 600 Chairs and Tables for the Nursery Schools at Ise/Orun	504,198,964.49	27,500,000.00	27,500,000.00	5.5%	476,698,964.49	
(SUBEB)	Purchase of 600 Chairs and Tables for the Nursery Schools at Ilejemeje	504,198,964.49	27,500,000.00	27,500,000.00	5.5%	476,698,964.49	
(SUBEB)	Purchase of 600 Chairs and Tables for the Nursery Schools at Gbonyin	504,198,964.49	27,500,000.00	27,500,000.00	5.5%	476,698,964.49	
(SUBEB)	Purchase of 600 Chairs and Tables for the Nursery Schools at Ikole	504,198,964.49	27,500,000.00	27,500,000.00	5.5%	476,698,964.49	
(SUBEB)	Purchase of 600 Chairs and Tables for the Nursery Schools at Ijero	63,961,304.03	27,500,000.00	27,500,000.00	43.0%	36,461,304.03	
(SUBEB)	Purchase of 600 Chairs and Tables for the Nursery Schools at Ilawe	63,961,304.03	27,500,000.00	27,500,000.00	43.0%	36,461,304.03	
(SUBEB)	Purchase of 600 Chairs and Tables for the Nursery Schools at Omuo	63,961,304.03	27,500,000.00	27,500,000.00	43.0%	36,461,304.03	
(SUBEB)	Purchase of 600 Chairs and Tables for the Nursery Schools at Oye	63,961,304.03	27,500,000.00	27,500,000.00	43.0%	36,461,304.03	
(SUBEB)	Purchase of 600 Chairs and Tables for the Nursery Schools at Iyin	63,961,304.03	27,500,000.00	27,500,000.00	43.0%	36,461,304.03	
Education	hair dryers at Ado LGA, Ekiti East LGA, Ikole LGA, Oye LGA, Ikere LGA, Ido-Osi LGA, Ekiti	10,000,000.00	-	-	0.0%	10,000,000.00	
Education	immigration Office Federal Poly road, Ado Ekiti	7,500,000.00	-	-	0.0%	7,500,000.00	
Education	Construction of vocation centre at Igbara Odo, Ikere LGA, Ekiti South West and Ido Ekiti	8,000,000.00	-	-	0.0%	8,000,000.00	
Education	adult Literacy Centres across the 16 LGAs in Ekiti State	2,000,000.00	-	-	0.0%	2,000,000.00	
Education	Federal Poly Road	2,500,000.00	-	-	0.0%	2,500,000.00	
Education	stools and 5 Single tables etc to Ado Ekiti Vocational centre beside Immigration Office	15,000,000.00	-	-	0.0%	15,000,000.00	
Agency	equipment e.t.c for selected public Secondary Schools	16,000,000.00	-	-	0.0%	16,000,000.00	
Agency	Schools	24,000,000.00	-	-	0.0%	24,000,000.00	
Agency	Renovation of feed mill in Government College Ado Ekiti	20,000,000.00	-	-	0.0%	20,000,000.00	
Agency	and Saint Luis Ikere to Ayo Fasanmi and Government College Ikere	15,000,000.00	-	-	0.0%	15,000,000.00	
Agency	Purchase of garment equipment for Local fabric (Adire tie & Dye) and Aso ofi	5,000,000.00	-	-	0.0%	5,000,000.00	
051702600200 - Ekiti State University, Ado Ekiti	Ekiti State University, Ado-Ekiti.	100,000,000.00	-	-	0.0%	100,000,000.00	
Education, Science and Technology, Ikere Ekiti	Education, science & Technology, Ikere-Ekiti	100,000,000.00	-	-	0.0%	100,000,000.00	
Technology, Ijero Ekiti	Construction of College perimeter fencing at the College Complex, Ijero Ekiti	50,000,000.00	-	-	0.0%	50,000,000.00	
Technology, Ijero Ekiti	studio	60,000,000.00	-	-	0.0%	60,000,000.00	
Technology, Ijero Ekiti	and Technology, Ijero	40,000,000.00	-	-	0.0%	40,000,000.00	
051702600500 - Ekiti State Polytechnic, Isan Ekiti	Contruction of sport centre and other facilities at ekiti state polytechnic, isan ekiti	200,000,000.00	-	-	0.0%	200,000,000.00	
051702600500 - Ekiti State Polytechnic, Isan Ekiti	Contruction of health centre at ekiti state polytechnic, isan ekiti	200,000,000.00	-	-	0.0%	200,000,000.00	
051702600500 - Ekiti State Polytechnic, Isan Ekiti	Purchase of laboratary equipments	100,000,000.00	-	-	0.0%	100,000,000.00	
Vocational Education	Purchase of Library books into Government Technical Colleges at Ikole Ekiti, Ikole LGA	5,000,000.00	-	-	0.0%	5,000,000.00	
Vocational Education	Purchase of Library books into Government Technical Colleges at Otun Ekiti, Moba LGA	3,000,000.00	-	-	0.0%	3,000,000.00	
Vocational Education	Purchase of Library books into Government Technical Colleges at Ijero Ekiti, Ekiti Central	3,000,000.00	-	-	0.0%	3,000,000.00	
Vocational Education	South West LGA	3,000,000.00	-	-	0.0%	3,000,000.00	
Vocational Education	Gbonyin LGA	3,000,000.00	-	-	0.0%	3,000,000.00	
Vocational Education	Government Technical College Otun Ekiti, MOBA LGA	10,000,000.00	-	-	0.0%	10,000,000.00	
Vocational Education	Renovation of Hostels at GTC Ado Ekiti, Ado Ekiti, Ado LGA	100,000,000.00	-	-	0.0%	100,000,000.00	
Vocational Education	Renovation of workshop at GTC Otun Ekiti, MOBA LGA	50,000,000.00	-	-	0.0%	50,000,000.00	
Vocational Education	Renovation of workshop at GTC Ijero Ekiti, Ekiti Central	50,000,000.00	-	-	0.0%	50,000,000.00	
Vocational Education	Construction of SMART Classrooms in Government Technical College Ado Ekiti, Ado LGA	20,000,000.00	-	-	0.0%	20,000,000.00	
Vocational Education	Government Technical College Ado-Ekiti ,Ado LGA	100,000,000.00	-	-	0.0%	100,000,000.00	
Vocational Education	Otun Ekiti,MOBA LGA	30,000,000.00	-	-	0.0%	30,000,000.00	

Ekiti State Government Budget Performance Report 2026 Q1 - Capital Expenditure by Project

Administrative Code and Description	Project Description	2026 Original Budget	2026 Q1 Performance	2026 Performance Year to Date (Q1)	% Performance Year to Date against 2026 Original Budget	Balance (against Original Budget)	HOPE-GOV Tagging
Vocational Education	Technical College at Iluomomba Ekiti, Gbonyin LGA	20,000,000.00	-	-	0.0%	20,000,000.00	
Vocational Education	Section, Government Technical College, Ikole Ekiti . Ikole LGA	50,000,000.00	-	-	0.0%	50,000,000.00	
Vocational Education	Government Technical College Ado Ekiti, Ado LGA	5,000,000.00	-	-	0.0%	5,000,000.00	
Vocational Education	LGA	40,000,000.00	-	-	0.0%	40,000,000.00	
Vocational Education	Construction of Perimeter Fence Government Technical College, Ijero Ekiti, Ekiti Central	50,000,000.00	-	-	0.0%	50,000,000.00	
Vocational Education	Technical Colleges Iluomoba- Ekiti, Gbonyin LGA	200,000,000.00	-	-	0.0%	200,000,000.00	
051705400100 - Ekiti State Scholarship Board	installation, etc.) of all indigene of Students of Ekiti State in all tertiary institutions in	15,000,000.00	-	-	0.0%	15,000,000.00	
051705500100 - Ekiti State Teaching Service Commission	TESCOM)	60,000,000.00	-	-	0.0%	60,000,000.00	
051705500100 - Ekiti State Teaching Service Commission	Construction of Public Secondary Schools in Ileje-Meje Local Government	20,000,000.00	-	-	0.0%	20,000,000.00	
051705500100 - Ekiti State Teaching Service Commission	Construction of Public Secondary Schools in Ijero Local Government	20,000,000.00	-	-	0.0%	20,000,000.00	
052100100100 - Ministry of Health and Human Services	Renovation of Secondary Health Facilities (Hospitals) across the 16 LGAs	189,898,491.15	-	-	0.0%	189,898,491.15	
052100100100 - Ministry of Health and Human Services	Planning Kits for the Citizen of Ekiti State	30,000,000.00	-	-	0.0%	30,000,000.00	
052100100100 - Ministry of Health and Human Services	Purchase of equipment for the staff clinic, Ministry of Health, Ado Ekiti	30,000,000.00	-	-	0.0%	30,000,000.00	
052100100100 - Ministry of Health and Human Services	Renovation of State Specialist Hospital Ijero, Ijero LGA	75,000,000.00	-	-	0.0%	75,000,000.00	
052100100100 - Ministry of Health and Human Services	Renovation of General Hospital Oye Ekiti, Oye LGA	75,000,000.00	-	-	0.0%	75,000,000.00	
052100100100 - Ministry of Health and Human Services	Renovation of General Hospital Emure, Emure LGA	75,000,000.00	-	-	0.0%	75,000,000.00	
052100100100 - Ministry of Health and Human Services	Renovation of General Hospital Otun, Moba LGA	75,000,000.00	-	-	0.0%	75,000,000.00	
052100100100 - Ministry of Health and Human Services	Construction and equipping of new General Hospital at Ikogosi, Ekiti West LGA	200,000,000.00	-	-	0.0%	200,000,000.00	
052100100100 - Ministry of Health and Human Services	Construction and equipping of new General Hospital at Awo, Irepodun/Ifelodun LGA	200,000,000.00	-	-	0.0%	200,000,000.00	
052100100100 - Ministry of Health and Human Services	Construction and equipping of new General Hospital at Ipao, Ikole LGA	200,000,000.00	-	-	0.0%	200,000,000.00	
052100100100 - Ministry of Health and Human Services	Hospital, Ado Ekiti	1,550,000,000.00	-	-	0.0%	1,550,000,000.00	
052100100100 - Ministry of Health and Human Services	concentrators, pulse oximeters, adult and children weighing scale, etc for four renovated	779,999,999.01	462,391,638.60	462,391,638.60	59.3%	317,608,360.41	
052100100100 - Ministry of Health and Human Services	Renovation of Data Bank building and Ministry of Health building	35,000,000.00	-	-	0.0%	35,000,000.00	
052100100100 - Ministry of Health and Human Services	Digitization and Computerization of data management at Ekiti State data bank	20,000,000.00	-	-	0.0%	20,000,000.00	
052100100100 - Ministry of Health and Human Services	EKSUTH in Ado Ekiti	300,000,000.00	-	-	0.0%	300,000,000.00	
052100200100 - Ekiti State Health Insurance Scheme	Purchase of Toyota Hilux 2023 for supervision of HCPs in Ekiti State	65,000,000.00	-	-	0.0%	65,000,000.00	
052100200100 - Ekiti State Health Insurance Scheme	Purchase and Installation of 24 customised billboards to 16LGAs in Ekiti State	12,867,090.32	-	-	0.0%	12,867,090.32	
052100200100 - Ekiti State Health Insurance Scheme	Digitalization and Computerization of ICT infrastructure for management of enrollees data	30,000,000.00	-	-	0.0%	30,000,000.00	
052100300100 - Primary Healthcare Development	Purchase of 12 HP Laptop Computers for the Head of Department at PHCDA in Ado Ekiti	12,322,186.60	-	-	0.0%	12,322,186.60	
052100300100 - Primary Healthcare Development	Scan Machines for revitalization facility at the Comprehensive Health Centre Igboata, Iloro	10,000,000.00	-	-	0.0%	10,000,000.00	
052100300100 - Primary Healthcare Development	Renovation of Cold Chain Office at School of Nursing Ado Ekiti	20,000,000.00	-	-	0.0%	20,000,000.00	
052100300100 - Primary Healthcare Development	Purchase of A3 Monochrome multifunction printer @ 3,000,000) for the Office	3,000,000.00	-	-	0.0%	3,000,000.00	
052100300100 - Primary Healthcare Development	Purchase of 10 Tables, 10 Chairs, and 6 Cabinets for the Office	4,200,000.00	-	-	0.0%	4,200,000.00	
052100300100 - Primary Healthcare Development	Centre at School of Nursing OriApata Ado Ekiti	4,000,000.00	-	-	0.0%	4,000,000.00	
052100300100 - Primary Healthcare Development	Educator in Ado Ekiti	3,000,000.00	-	-	0.0%	3,000,000.00	
052100300100 - Primary Healthcare Development	Purchase of Infant Weighing Scales at Ado Ekiti	2,000,000.00	-	-	0.0%	2,000,000.00	
052100300100 - Primary Healthcare Development	Scan Machines for revitalization facility at the Comprehensive Health Centre Oke Emure,	5,000,000.00	-	-	0.0%	5,000,000.00	
052100300100 - Primary Healthcare Development	Scan Machines for revitalization facility at the Comprehensive Health Centre Ode Ekiti,	5,000,000.00	-	-	0.0%	5,000,000.00	
Ado Ekiti	Construction of Physiotherapy Building at EKSUTH	100,000,000.00	-	-	0.0%	100,000,000.00	
Ado Ekiti	Construction of Radiology Department at EKSUTH	57,864,122.44	-	-	0.0%	57,864,122.44	
Ado Ekiti	Construction of Isolation Centre at EKSUTH	100,000,000.00	-	-	0.0%	100,000,000.00	
Ado Ekiti	and DA in EKSUTH	100,000,000.00	-	-	0.0%	100,000,000.00	
052110200100 - Hospitals Management Board	Construction of compounding units at SSH Ijero-Ekiti	2,600,000.00	-	-	0.0%	2,600,000.00	
052110200100 - Hospitals Management Board	Construction of compounding units at SSH Ikere-Ekiti	1,800,000.00	-	-	0.0%	1,800,000.00	
052110200100 - Hospitals Management Board	Purchase of washing machine for State Specialist Hospital Ikere-Ekiti	650,000.00	-	-	0.0%	650,000.00	

Ekiti State Government Budget Performance Report 2026 Q1 - Capital Expenditure by Project

Administrative Code and Description	Project Description	2026 Original Budget	2026 Q1 Performance	2026 Performance Year to Date (Q1)	% Performance Year to Date against 2026 Original Budget	Balance (against Original Budget)	HOPE-GOV Tagging
052110200100 - Hospitals Management Board	Purchase of washing machine for State Specialist Hospital Ijero-Ekiti	650,000.00	-	-	0.0%	650,000.00	
052110200100 - Hospitals Management Board	Purchase of washing machine for State Specialist Hospital Iyin-Ekiti	650,000.00	-	-	0.0%	650,000.00	
052110200100 - Hospitals Management Board	Purchase of washing machine for State Specialist Hospital Ijan-Ekiti	650,000.00	-	-	0.0%	650,000.00	
052110200100 - Hospitals Management Board	Purchase of washing machine for State Specialist Hospital Ijesa-Isu-Ekiti	650,000.00	-	-	0.0%	650,000.00	
052110200100 - Hospitals Management Board	Purchase of washing machine for State Specialist Hospital Oye-Ekiti	650,000.00	-	-	0.0%	650,000.00	
052110200100 - Hospitals Management Board	Purchase of washing machine for State Specialist Hospital Ifaki-Ekiti	650,000.00	-	-	0.0%	650,000.00	
052110200100 - Hospitals Management Board	Purchase of washing machine for State Specialist Hospital Ayede-Ekiti	650,000.00	-	-	0.0%	650,000.00	
052110200100 - Hospitals Management Board	Purchase of washing machine for State Specialist Hospital Okemesi-Ekiti	650,000.00	-	-	0.0%	650,000.00	
052110200100 - Hospitals Management Board	Purchase of washing machine for State Specialist Hospital Efon-Ekiti	650,000.00	-	-	0.0%	650,000.00	
052110200100 - Hospitals Management Board	Purchase Gnatus dental chair for Oba Adejigbe General Hospital, Ado-Ekiti	15,750,000.00	-	-	0.0%	15,750,000.00	
052110200100 - Hospitals Management Board	Purchase Gnatus dental chair for State Specialist Hospital Ikere-Ekiti	15,750,000.00	-	-	0.0%	15,750,000.00	
052110200100 - Hospitals Management Board	Purchase of 20 petrol powered mower for Board headquarter, Ado-Ekiti	13,282,369.16	-	-	0.0%	13,282,369.16	
Management Agency (EKSDMA)	strengthening of the Unified Drug Revolving Funds in Ekiti State	30,000,000.00	-	-	0.0%	30,000,000.00	
Management Agency (EKSDMA)	Construction of Quality Control Laboratory, Ado Ekiti	17,894,500.03	-	-	0.0%	17,894,500.03	
053500100100 - Ministry of Environment	Children. Decorative Equipment (Fountains); etc for Environmental Health Officers in the	20,000,000.00	-	-	0.0%	20,000,000.00	
053500100100 - Ministry of Environment	Purchase of 5 HP Laptop Computer for the Ministry	5,000,000.00	-	-	0.0%	5,000,000.00	
053500100100 - Ministry of Environment	Communication Radio - VHF WALKIE; 10 Fibre Pen Nibs - ROHELL GERMANY for the	5,000,000.00	-	-	0.0%	5,000,000.00	
053500100100 - Ministry of Environment	Construction of Cementary for the Ekiti State indigine	10,000,000.00	-	-	0.0%	10,000,000.00	
053500100100 - Ministry of Environment	Climate Change,thus: 500-Ficus Benjamini; 500-Teak; 1200-Gemelina; 280 Tecoma	10,000,000.00	-	-	0.0%	10,000,000.00	
053501600100 - State Environmental Protection Agency	Flood and Erosion control works in Ekiti State.	406,981,112.17	-	-	0.0%	406,981,112.17	
Environment Matters - Projects	Construction of Water Channels to curb gully & flood erosion at Ikogosi Ekiti	61,950,237.97	-	-	0.0%	61,950,237.97	
Environment Matters - Projects	Construction of Water Channels to curb Gully & Flood Erosion at Temidire, Usi-Ekiti	75,861,647.71	-	-	0.0%	75,861,647.71	
Environment Matters - Projects	Construction of Water Channel to curb Gully erosion at Oke-ayepe-Imila, Usi-Ekiti	98,678,510.75	-	-	0.0%	98,678,510.75	
Environment Matters - Projects	Construction of drainage and culverts to curb Gully Erosion at Erinwa, Ise-Ekiti	81,230,387.95	-	-	0.0%	81,230,387.95	
Environment Matters - Projects	Construction of Water Channels to curb Gully Erosion at Ilamoji Zone II , Ado-Ekiti	48,567,586.03	-	-	0.0%	48,567,586.03	
Environment Matters - Projects	celestial church finyinfolu Ori-Apata Ado-Ekiti	87,824,410.00	-	-	0.0%	87,824,410.00	
Environment Matters - Projects	Ekiti	56,340,000.00	-	-	0.0%	56,340,000.00	
Environment Matters - Projects	Construction of channel and dredging works at Adekaitan, Ilawe Road, Ado Ekiti	82,000,000.00	-	-	0.0%	82,000,000.00	
Management Project (NEWMAP) - Projects	Construction of water channel at Dallimore-Parview-Akin Akeju Road, Ado-Ekiti	660,000,000.00	110,000,000.00	110,000,000.00	16.7%	550,000,000.00	
Management Project (NEWMAP) - Projects	Construction of 2 water culverts at Olorunda Zone 4/Olorunda Main Road, Ado-Ekiti	345,000,000.00	-	-	0.0%	345,000,000.00	
Management Project (NEWMAP) - Projects	Construction of water channel Olorunsogo Zone 4-irewumi comm. Ado-Ekiti	275,000,000.00	-	-	0.0%	275,000,000.00	
Management Project (NEWMAP) - Projects	Construction of water channel behinde NNPC Ilawe road-Abekoko, Ado-Ekiti	305,000,000.00	-	-	0.0%	305,000,000.00	
Management Project (NEWMAP) - Projects	Construction of Itamo Bridge at Odo-Ado, Ado-Ekiti	328,500,000.00	-	-	0.0%	328,500,000.00	
Management Project (NEWMAP) - Projects	Construction of gully channel at Owode phase II, Efon-Alaaye	555,000,000.00	-	-	0.0%	555,000,000.00	
Management Project (NEWMAP) - Projects	Construction of gully channel of Ibete-Oni River, Efon-Alaaye	200,000,000.00	-	-	0.0%	200,000,000.00	
Management Project (NEWMAP) - Projects	Purchase of 25 chairs with 10 Office tables for the projects staff	25,000,000.00	25,000,000.00	25,000,000.00	100.0%	-	
Management Project (NEWMAP) - Projects	Purchase of 8 HP Laptop & 2 Desktops Computers	15,000,000.00	-	-	0.0%	15,000,000.00	
Management Project (NEWMAP) - Projects	Purchase of 2 Laserjet Computer Printers	500,000.00	-	-	0.0%	500,000.00	
Management Project (NEWMAP) - Projects	Purchase of 2 Hp scanjet Scanners for Office use	500,000.00	-	-	0.0%	500,000.00	
Management Project (NEWMAP) - Projects	Purchase of spare parts for 2 Hilux and 1 bus project vehicle	4,000,000.00	-	-	0.0%	4,000,000.00	
Management Project (NEWMAP) - Projects	Computer Software Acquisition on NEWMAP-EIB project	15,000,000.00	15,000,000.00	15,000,000.00	100.0%	-	
053505300100 - Ekiti State Waste Management Authority	Authority .	10,000,000.00	-	-	0.0%	10,000,000.00	
053505300100 - Ekiti State Waste Management Authority	Purchase of 1 Nos. of Toyota Hilux for the use of Waste Managemnt Authority staff	60,000,000.00	-	-	0.0%	60,000,000.00	
053505300100 - Ekiti State Waste Management Authority	hook loader, 3 Nos. of Mandiesel heavy load roll on hook loader	288,679,170.61	-	-	0.0%	288,679,170.61	
053505300100 - Ekiti State Waste Management Authority	staff	60,000,000.00	-	-	0.0%	60,000,000.00	

Ekiti State Government Budget Performance Report 2026 Q1 - Capital Expenditure by Project

Administrative Code and Description	Project Description	2026 Original Budget	2026 Q1 Performance	2026 Performance Year to Date (Q1)	% Performance Year to Date against 2026 Original Budget	Balance (against Original Budget)	HOPE-GOV Tagging
053505300100 - Ekiti State Waste Management Authority	Authority	10,000,000.00	-	-	0.0%	10,000,000.00	
053505300100 - Ekiti State Waste Management Authority	Purchase of 5 Nos. of HP Lasejet Printer for the use of Waste Management Authority	10,000,000.00	-	-	0.0%	10,000,000.00	
053505300100 - Ekiti State Waste Management Authority	Emirin dumpsite in Ado - Ekiti, shredder & crusher machine plastic recycling granulator	30,000,000.00	-	-	0.0%	30,000,000.00	
053505300100 - Ekiti State Waste Management Authority	Nos. operatives uniform for operatives staff, etc for waste collection across within Ekiti	200,000,000.00	-	-	0.0%	200,000,000.00	
053505300100 - Ekiti State Waste Management Authority	Renovation and Fencing of 3 Dumpsites, Ilokun, Emirin and Sasa in Ado-Ekiti.	20,000,000.00	-	-	0.0%	20,000,000.00	
053505400100 - Ekiti State Forestry Commission	Ekiti State	2,054,825.25	-	-	0.0%	2,054,825.25	
053505400100 - Ekiti State Forestry Commission	development /tree planting in Ikere Forest Reserve in Ekiti State	5,000,000.00	-	-	0.0%	5,000,000.00	
053505400100 - Ekiti State Forestry Commission	Construction of Control Post in Ikere entering point to Ekiti State	5,500,000.00	-	-	0.0%	5,500,000.00	
053505400100 - Ekiti State Forestry Commission	Tree planting in erosion prone communities like Odo-Owa in Ijero LG in Ekiti State	3,000,000.00	-	-	0.0%	3,000,000.00	
053505400100 - Ekiti State Forestry Commission	across the 16 LGAS of the State	3,500,000.00	-	-	0.0%	3,500,000.00	
053505400100 - Ekiti State Forestry Commission	Ekiti State	2,000,000.00	-	-	0.0%	2,000,000.00	
053505400100 - Ekiti State Forestry Commission	Reforestation and Enrichment planting in Ise Forest Reserve in Ise LG of Ekiti State	2,000,000.00	-	-	0.0%	2,000,000.00	
053505400100 - Ekiti State Forestry Commission	development /tree planting in Ayede-Isan Forest Reserve in Oye LG of Ekiti State	5,000,000.00	-	-	0.0%	5,000,000.00	
053505400100 - Ekiti State Forestry Commission	development /tree planting in Ogotun Forest Reserve in Ekiti South West LG area of Ekiti	5,000,000.00	-	-	0.0%	5,000,000.00	
053505400100 - Ekiti State Forestry Commission	State	5,500,000.00	-	-	0.0%	5,500,000.00	
053505400100 - Ekiti State Forestry Commission	Construction of Control Post in Ipoti/Oke Ila entering point in Ijero LG Area of Ekiti State	5,500,000.00	-	-	0.0%	5,500,000.00	
053505400100 - Ekiti State Forestry Commission	LG of Ekiti State	3,000,000.00	-	-	0.0%	3,000,000.00	
053505400100 - Ekiti State Forestry Commission	Tree planting in erosion prone communities like Ipole Iloro in Ekiti West LG in Ekiti State	3,000,000.00	-	-	0.0%	3,000,000.00	
055100100100 - Ministry of Local Government Affairs	Rehabilitation of Ministry of Local Government Complex in Ado Ekiti	2,500,000.00	-	-	0.0%	2,500,000.00	
055100100100 - Ministry of Local Government Affairs	Government, Ado Ekiti	20,000,000.00	-	-	0.0%	20,000,000.00	
055100100100 - Ministry of Local Government Affairs	Ekiti	12,500,001.01	-	-	0.0%	12,500,001.01	
056600100100 - Ministry of Chieftaincy and Home Affairs	Purchase of 2 nos of bajaj boxer motorcycle for chieftaincy department	5,000,000.00	-	-	0.0%	5,000,000.00	
Development	Rehabilitation of 2 Oba's Palaces at Moba LGA	20,000,000.00	-	-	0.0%	20,000,000.00	
Development	Rehabilitation of 1 Oba's Palace at Emure LGA	10,000,000.00	-	-	0.0%	10,000,000.00	
Development	Rehabilitation of 2 Oba's Palaces at Irepodun/Ifelodun LGA	20,000,000.00	-	-	0.0%	20,000,000.00	
Development	Rehabilitation of 1 Oba's Palace at Ido/Osi LGA	10,000,000.00	-	-	0.0%	10,000,000.00	
Development	Rehabilitation of 1 Oba's Palace at Gbonyin/Aiyekire LGA	10,000,000.00	-	-	0.0%	10,000,000.00	
Development	Rehabilitation of 2 Oba's Palaces at Ekiti East LGA	20,000,000.00	-	-	0.0%	20,000,000.00	
Development	Rehabilitation of 2 Oba's Palaces at Ikole LGA	20,000,000.00	-	-	0.0%	20,000,000.00	
Development	Rehabilitation of 2 Oba's Palaces at OyelGA	20,000,000.00	-	-	0.0%	20,000,000.00	
Development	Rehabilitation of 1 Oba's Palace at Ilejemeje LGA	10,000,000.00	-	-	0.0%	10,000,000.00	
Development	Rehabilitation of 2 Oba's Palaces at Ekiti West LGA	20,000,000.00	-	-	0.0%	20,000,000.00	
Development	Rehabilitation of 1 Oba's Palace at Ekiti South West LGA	10,000,000.00	-	-	0.0%	10,000,000.00	
Development	Rehabilitation of 2 Oba's Palaces at Ijero LGA	20,000,000.00	-	-	0.0%	20,000,000.00	
Development	Rehabilitation of 1 Oba's Palace at Ise/Orun LGA	10,000,000.00	-	-	0.0%	10,000,000.00	
Development	Construction of 2 Solar powered Boreholes at Moba LGA	15,000,000.00	-	-	0.0%	15,000,000.00	
Development	Construction of 2 Solar powered Boreholes at Emure LGA	15,000,000.00	-	-	0.0%	15,000,000.00	
Development	Construction of 2 Solar powered Boreholes at Ikere LGA	15,000,000.00	-	-	0.0%	15,000,000.00	
Development	Construction of 2 Solar powered Boreholes at Irepodun/Ifelodun LGA	15,000,000.00	-	-	0.0%	15,000,000.00	
Development	Construction of 3 Solar powered Boreholes at Ado LGA	22,500,000.00	-	-	0.0%	22,500,000.00	
Development	Construction of 2 Solar powered Boreholes at Ido/Osi LGA	15,000,000.00	-	-	0.0%	15,000,000.00	
Development	Construction of 1 Solar powered Borehole at Gbonyin/Aiyekire LGA	7,500,000.00	-	-	0.0%	7,500,000.00	
Development	Construction of 2 Solar powered Boreholes at Ekiti East LGA	15,000,000.00	-	-	0.0%	15,000,000.00	
Development	Construction of 2 Solar powered Boreholes at Ikole LGA	15,000,000.00	-	-	0.0%	15,000,000.00	
Development	Construction of 1 Solar powered Borehole at Efon LGA	7,500,000.00	-	-	0.0%	7,500,000.00	

Ekiti State Government Budget Performance Report 2026 Q1 - Capital Expenditure by Project

Administrative Code and Description	Project Description	2026 Original Budget	2026 Q1 Performance	2026 Performance Year to Date (Q1)	% Performance Year to Date against 2026 Original Budget	Balance (against Original Budget)	HOPE-GOV Tagging
Development	Construction of 2 Solar powered Boreholes at Oye LGA	15,000,000.00	-	-	0.0%	15,000,000.00	
Development	Construction of 2 Solar powered Boreholes at Ilejemeje LGA	15,000,000.00	-	-	0.0%	15,000,000.00	
Development	Construction of 2 Solar powered Boreholes at Ekiti South West LGA	15,000,000.00	-	-	0.0%	15,000,000.00	
Development	Construction of 2 Solar powered Boreholes at Ijero LGA	15,000,000.00	-	-	0.0%	15,000,000.00	
Development	Construction of 2 Solar powered Boreholes at Ise/Orun LGA	15,000,000.00	-	-	0.0%	15,000,000.00	
Development	Construction of 2 Solar powered Boreholes at Ekiti West LGA	15,000,000.00	-	-	0.0%	15,000,000.00	
Development	Rehabilitation of 1 Community Town Hall/Civic Centre at Moba LGA	10,000,000.00	-	-	0.0%	10,000,000.00	
Development	Rehabilitation of 1 Community Town Hall/Civic Centre at Emure LGA	10,000,000.00	-	-	0.0%	10,000,000.00	
Development	Rehabilitation of 1 Community Town Hall/Civic Centre at Irepodun/Ifelodun LGA	10,000,000.00	-	-	0.0%	10,000,000.00	
Development	Rehabilitation of 1 Community Town Hall/Civic Centre at Ido/Osi LGA	10,000,000.00	-	-	0.0%	10,000,000.00	
Development	Rehabilitation of 1 Community Town Hall/Civic Centre at Gbonyin/Aiyekire LGA	10,000,000.00	-	-	0.0%	10,000,000.00	
Development	Rehabilitation of 1 Community Town Hall/Civic Centre at Ekiti East LGA	10,000,000.00	-	-	0.0%	10,000,000.00	
Development	Rehabilitation of 1 Community Town Hall/Civic Centre at Ikole LGA	10,000,000.00	-	-	0.0%	10,000,000.00	
Development	Rehabilitation of 1 Community Town Hall/Civic Centre at Efon LGA	10,000,000.00	-	-	0.0%	10,000,000.00	
Development	Rehabilitation of 1 Community Town Hall/Civic Centre at Oye LGA	10,000,000.00	-	-	0.0%	10,000,000.00	
Development	Rehabilitation of 1 Community Town Hall/Civic Centre at Ilejemeje LGA	10,000,000.00	-	-	0.0%	10,000,000.00	
Development	Rehabilitation of 1 Community Town Hall/Civic Centre at Ekiti West LGA	10,000,000.00	-	-	0.0%	10,000,000.00	
Development	Rehabilitation of 1 Community Town Hall/Civic Centre at Ijero LGA	10,000,000.00	-	-	0.0%	10,000,000.00	
Development	Rehabilitation of 1 Community Town Hall/Civic Centre at Ekiti South West LGA	10,000,000.00	-	-	0.0%	10,000,000.00	
Development	Rehabilitation of 1 Community Town Hall/Civic Centre at Ise/Orun LGA	10,000,000.00	-	-	0.0%	10,000,000.00	
Development	Construction of 1 line drainage and Culvert at Ikere LGA	14,000,000.00	-	-	0.0%	14,000,000.00	
Development	Construction of 4 line drainage and Culvert at Ado LGA	56,000,000.00	-	-	0.0%	56,000,000.00	
Development	Construction of 1 line drainage and Culvert at Ikole LGA	14,000,000.00	-	-	0.0%	14,000,000.00	
Development	Construction of 1 line drainage and Culvert at Oye LGA	14,000,000.00	-	-	0.0%	14,000,000.00	
Development	Construction of 1 line drainage and Culvert at Ilejemeje LGA	14,000,000.00	-	-	0.0%	14,000,000.00	
Development	Construction of 1 line drainage and Culvert at Irepodun/Ifelodun LGA	14,000,000.00	-	-	0.0%	14,000,000.00	
Development	Construction of 1 line drainage and Culvert at Ekiti West LGA	14,000,000.00	-	-	0.0%	14,000,000.00	
Development	Construction of 1 line drainage and Culvert at Ekiti South West LGA	14,000,000.00	-	-	0.0%	14,000,000.00	
Development	Construction of 1 line drainage and Culvert at Ijero LGA	14,000,000.00	-	-	0.0%	14,000,000.00	
Development	Purchase of 20 Stands of Solar Powered Street light at Ado LGA	8,000,000.00	-	-	0.0%	8,000,000.00	
Development	Purchase of 20 Stands of Solar Powered Street light at Ikere LGA	8,000,000.00	-	-	0.0%	8,000,000.00	
Development	Purchase of 20 Stands of Solar Powered Street light at Ilejemeje LGA	8,000,000.00	-	-	0.0%	8,000,000.00	
Development	Rehabilitation of 1 Market Stall at Ekiti South West LGA	10,000,000.00	-	-	0.0%	10,000,000.00	
Development	Rehabilitation of 1 Market Stall at Irepodun/Ifelodun LGA	10,000,000.00	-	-	0.0%	10,000,000.00	
Development	Rehabilitation of 1 Market Stall at Oye LGA	10,000,000.00	-	-	0.0%	10,000,000.00	
Development	Rehabilitation of 1 Market Stall at Ikole LGA	10,000,000.00	-	-	0.0%	10,000,000.00	
Development	Rehabilitation of 1 Market Stall at Moba LGA	10,000,000.00	-	-	0.0%	10,000,000.00	
Development	Rehabilitation of 1 Market Stall at Ekiti East LGA	10,000,000.00	-	-	0.0%	10,000,000.00	
Development	Rehabilitation of 1 Market Stall at Ijero LGA	10,000,000.00	-	-	0.0%	10,000,000.00	
Development	Rehabilitation of 1 Health Centre at Ekiti East LGA	7,750,000.00	-	-	0.0%	7,750,000.00	
Development	Rehabilitation of 1 Health Centre at Ikole LGA	7,750,000.00	-	-	0.0%	7,750,000.00	
Development	Construction of 2 Hand Dug well with Pump at Irepodun/Ifelodun LGA	12,500,000.00	-	-	0.0%	12,500,000.00	
Development	Construction of 2 Hand Dug well with Pump at Oye LGA	12,500,000.00	-	-	0.0%	12,500,000.00	
Development	Construction of 2 Hand Dug well with Pump at Ado LGA	12,500,000.00	-	-	0.0%	12,500,000.00	
Development	Construction of 2 Hand Dug well with Pump at Ido/Osi LGA	12,500,000.00	-	-	0.0%	12,500,000.00	

Ekiti State Government Budget Performance Report 2026 Q1 - Capital Expenditure by Project

Administrative Code and Description	Project Description	2026 Original Budget	2026 Q1 Performance	2026 Performance Year to Date (Q1)	% Performance Year to Date against 2026 Original Budget	Balance (against Original Budget)	HOPE-GOV Tagging
Development	Construction of 2 Hand Dug well with Pump at Gbonyin/Aiyekire LGA	12,500,000.00	-	-	0.0%	12,500,000.00	
Development	Construction of 2 Hand Dug well with Pump at Ekiti East LGA	12,500,000.00	-	-	0.0%	12,500,000.00	
Development	Construction of 2 Hand Dug well with Pump at Efon LGA	12,500,000.00	-	-	0.0%	12,500,000.00	
Development	Construction of 2 Hand Dug well with Pump at Ekiti South West LGA	12,500,000.00	-	-	0.0%	12,500,000.00	
Development	Construction of 2 Hand Dug well with Pump at Ekiti West LGA	12,500,000.00	-	-	0.0%	12,500,000.00	
Development	Construction of 2 Hand Dug well with Pump at Ikere LGA	12,500,000.00	-	-	0.0%	12,500,000.00	
Development	Construction of 2 Hand Dug well with Pump at Emure LGA	12,500,000.00	-	-	0.0%	12,500,000.00	
Development	Construction of 2 Hand Dug well with Pump at Ilejemeje LGA	12,500,000.00	-	-	0.0%	12,500,000.00	
Development	Construction of 2 Hand Dug well with Pump at Ise/Orun LGA	12,500,000.00	-	-	0.0%	12,500,000.00	
Development	Construction of 2 Hand Dug well with Pump at Ijero LGA	12,500,000.00	-	-	0.0%	12,500,000.00	
Development	Construction of 2 Hand Dug well with Pump at Ikole LGA	12,500,000.00	-	-	0.0%	12,500,000.00	
Development	Construction of 2 Hand Dug well with Pump at Moba LGA	12,500,000.00	-	-	0.0%	12,500,000.00	
Development	Purchase of 100 Stands of Solar Powered Street Light at Oye LGA	10,000,000.00	-	-	0.0%	10,000,000.00	
Development	Purchase of 100 Stands of Solar Powered Street Light at Ado LGA	10,000,000.00	-	-	0.0%	10,000,000.00	
Development	Purchase of 100 Stands of Solar Powered Street Light at Ido/Osi LGA	10,000,000.00	-	-	0.0%	10,000,000.00	
Development	Purchase of 100 Stands of Solar Powered Street Light at Gbonyin/Aiyekire LGA	10,000,000.00	-	-	0.0%	10,000,000.00	
Development	Purchase of 100 Stands of Solar Powered Street Light at Ekiti East LGA	10,000,000.00	-	-	0.0%	10,000,000.00	
Development	Purchase of 100 Stands of Solar Powered Street Light at Efon LGA	10,000,000.00	-	-	0.0%	10,000,000.00	
Development	Purchase of 100 Stands of Solar Powered Street Light at Ekiti South West LGA	10,000,000.00	-	-	0.0%	10,000,000.00	
Development	Purchase of 100 Stands of Solar Powered Street Light at Ekiti West LGA	10,000,000.00	-	-	0.0%	10,000,000.00	
Development	Purchase of 100 Stands of Solar Powered Street Light at Ikere LGA	10,000,000.00	-	-	0.0%	10,000,000.00	
Development	Purchase of 100 Stands of Solar Powered Street Light at Emure LGA	10,000,000.00	-	-	0.0%	10,000,000.00	
Development	Purchase of 100 Stands of Solar Powered Street Light at Ilejemeje LGA	10,000,000.00	-	-	0.0%	10,000,000.00	
Development	Purchase of 100 Stands of Solar Powered Street Light at Ise/Orun LGA	10,000,000.00	-	-	0.0%	10,000,000.00	
Development	Purchase of 100 Stands of Solar Powered Street Light at Ikole LGA	10,000,000.00	-	-	0.0%	10,000,000.00	
Development	Purchase of 100 Stands of Solar Powered Street Light at Ijero LGA	10,000,000.00	-	-	0.0%	10,000,000.00	
Development	Purchase of 100 Stands of Solar Powered Street Light at Oye LGA	10,000,000.00	-	-	0.0%	10,000,000.00	
Development	Construction of 2 line drainages at Ado LGA	20,500,000.00	-	-	0.0%	20,500,000.00	
Development	Construction of 1 Box Culvert at Efon LGA	12,000,000.00	-	-	0.0%	12,000,000.00	
Development	Construction of 1 line drainage at Irepodun/Ifelodun LGA	10,000,000.00	-	-	0.0%	10,000,000.00	
Development	Construction of 1 line drainage at Ido/Osi LGA	10,000,000.00	-	-	0.0%	10,000,000.00	
Development	Rehabilitation of 1 Box Culvert at Ikole LGA	9,000,000.00	-	-	0.0%	9,000,000.00	
Development	Construction of 1 line drainage at Oye LGA	9,000,000.00	-	-	0.0%	9,000,000.00	
Development	Construction of 1 line drainage at Moba LGA	10,000,000.00	-	-	0.0%	10,000,000.00	
Development	Construction of 1 line drainage at Ilejemeje LGA	9,000,000.00	-	-	0.0%	9,000,000.00	
Development	Construction of 1 line drainage at Ekiti West LGA	10,500,000.00	-	-	0.0%	10,500,000.00	
Development	Culvert, Security Posts, Health Centers, Market Stall through self Help/Grants in Aid in	100,000,000.00	-	-	0.0%	100,000,000.00	
Development	Ado, Ikere, Irepodun/Ifelodun, Ekiti South West, Moba, Ekiti East, Gbonyin, Oye, Ijero etc	100,000,000.00	100,000,000.00	100,000,000.00	100.0%	-	

4 Primary Healthcare Budget Performance

4.A Overview

The Approved 2026 Budget for Primary Health Care (PHC) Projects/Programmes/Activities was **₦811,091,805.23**, while the actual expenditure in Q1 was **₦95,512,071.14**. The year-to-date total of **₦95,512,071.14** implies **11.8%** year-to-date performance. The performance is below the Q1 target of 25% due to the fact that the majority of the PHC activities are yet to commence. They will commence in subsequent quarters of the year.

Recurrent Expenditure Performance

This is made up of Personnel Cost and Other Recurrent Costs.

- **Personnel Cost:** Under this Expenditure head, the sum of **₦253,891,805.23** was earmarked for Personnel Costs in the Approved 2026 Budget. The actual Personnel Cost in Q1 was **₦62,704,981.14**. This signifies a 24.7% performance of the full year budget .

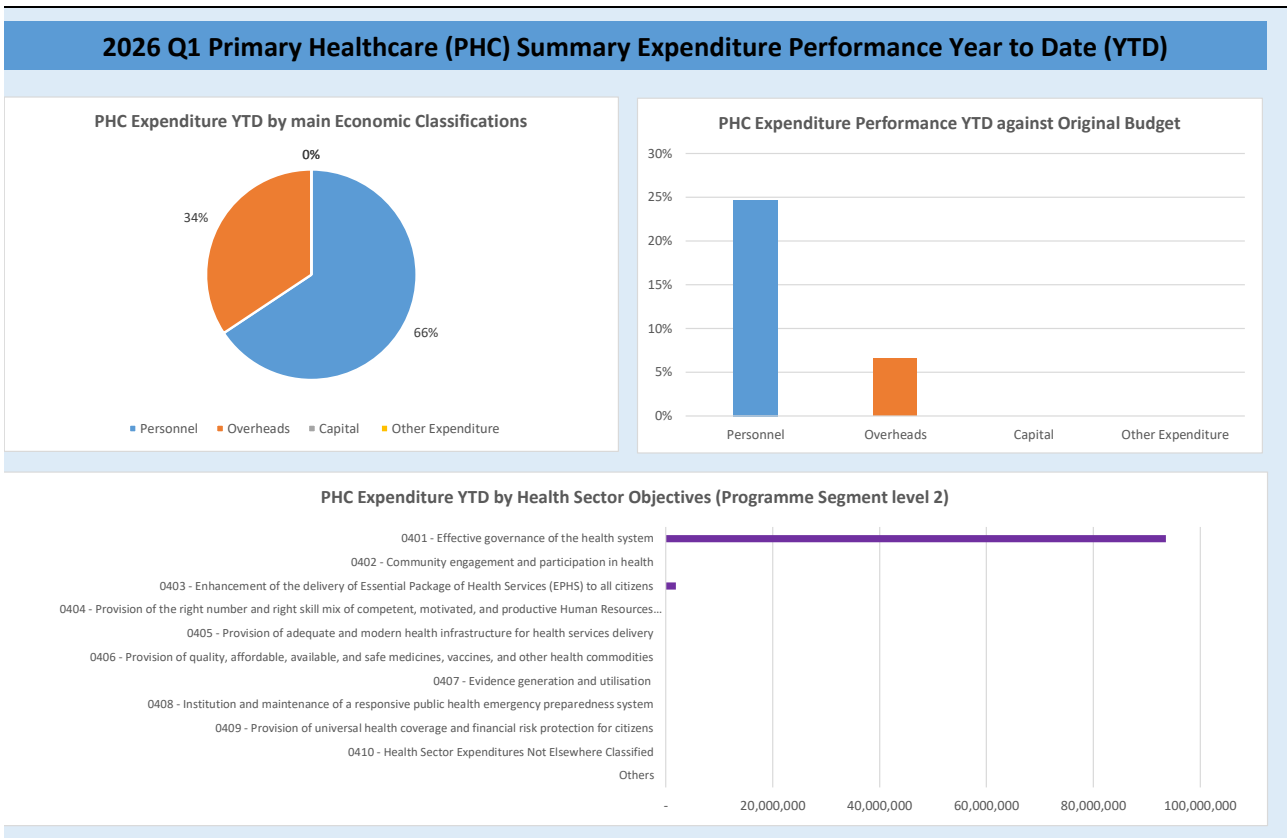
Other Recurrent Cost: The sum of **₦501,000,000.00** was estimated for other Recurrent Cost in the 2026 Approved Original Budget. However, the sum of **₦32,807,090.00** was spent on this Expenditure Head in Q1. This signifies **6.5%** Performance of the full year Budget. The low performance was attributed to the fact that the majority of the PHC activities are yet to commence. They will commence in subsequent quarters of the year.

- **Capital Expenditure Performance**

Capital Expenditure: The sum of **₦56,200,000.00** was budgeted for Capital Projects in the year 2026. However, nothing was expended on Capital Expenditure in Q1. This signifies a **0%** year-to-date performance. The low performance was attributed to the fact that the majority of the PHC activities are yet to commence. They will commence in subsequent quarters of the year.

A summary of the Quarter 1 performance against the 2026 Budget is provided below for the main economic classifications of expenditure.

Figure 2: Summary of Primary Health Care Budget Performance Year to Date



4.B Budget Implementation Reports by NCOA Segment

Table 21: Primary Healthcare Expenditure by Administrative Classification

Ekiti State Government Budget Performance Report 2026 Q1 - Primary Healthcare Expenditure by Administrative Classification

Code	Administrative Unit	2026 Original Budget	2026 Q1 Performance	2026 Performance Year to Date (Q1)	% Performance Year to Date against 2026 Original Budget	Balance (against Original Budget)
	Total Expenditure	811,091,805.23	95,512,071.14	95,512,071.14	11.8%	715,579,734.09
020000000000	Economic Sector	251,000,000.00	1,890,000.00	1,890,000.00	0.8%	249,110,000.00
023800000000	Ministry of Budget and Economic Planning	251,000,000.00	1,890,000.00	1,890,000.00	0.8%	249,110,000.00
023800101200	State Committee on Food and Nutrition	251,000,000.00	1,890,000.00	1,890,000.00	0.8%	249,110,000.00
050000000000	Social Sector	560,091,805.23	93,622,071.14	93,622,071.14	16.7%	466,469,734.09
052100000000	Ministry of Health and Human Services	560,091,805.23	93,622,071.14	93,622,071.14	16.7%	466,469,734.09
052100300100	Primary Healthcare Development	560,091,805.23	93,622,071.14	93,622,071.14	16.7%	466,469,734.09

Table 22: Primary Healthcare Expenditure by Functional Classification

Ekiti State Government Budget Performance Report 2026 Q1 - Primary Healthcare Expenditure by Functional Classification

Code	Function	2026 Original Budget	2026 Q1 Performance	2026 Performance Year to Date (Q1)	% Performance Year to Date against 2026 Original Budget	Balance (against Original Budget)
	Total Expenditure	811,091,805.23	95,512,071.14	95,512,071.14	11.8%	715,579,734.09
701	GENERAL PUBLIC SERVICES	251,000,000.00	1,890,000.00	1,890,000.00	0.8%	249,110,000.00
7013	GENERAL SERVICES	251,000,000.00	1,890,000.00	1,890,000.00	0.8%	249,110,000.00
70132	OVERALL PLANNING AND STATISTICAL SERVICES	251,000,000.00	1,890,000.00	1,890,000.00	0.8%	249,110,000.00
707	HEALTH	560,091,805.23	93,622,071.14	93,622,071.14	16.7%	466,469,734.09
7074	PUBLIC HEALTH SERVICES	560,091,805.23	93,622,071.14	93,622,071.14	16.7%	466,469,734.09
70741	PUBLIC HEALTH SERVICES	560,091,805.23	93,622,071.14	93,622,071.14	16.7%	466,469,734.09

Table 23: Primary Healthcare Expenditure by Programme Classification

Ekiti State Government Budget Performance Report 2026 Q1 - Primary Healthcare Expenditure by Programme Classification

Code	Programme (Sector and Objective)	2026 Original Budget	2026 Q1 Performance	2026 Performance Year to Date (Q1)	% Performance Year to Date against 2026 Original Budget	Balance (against Original Budget)
	<i>Total Expenditure</i>	<i>811,091,805.23</i>	<i>95,512,071.14</i>	<i>95,512,071.14</i>	<i>11.8%</i>	<i>715,579,734.09</i>
04	Health	811,091,805.23	95,512,071.14	95,512,071.14	11.8%	715,579,734.09
0401	Effective governance of the health system	503,891,805.23	93,622,071.14	93,622,071.14	18.6%	410,269,734.09
0403	Enhancement of the delivery of Essential Package of Health Services (EPHS) to all citizens	251,000,000.00	1,890,000.00	1,890,000.00	0.8%	249,110,000.00
0405	Provision of adequate and modern health infrastructure for health services delivery	56,200,000.00	-	-	0.0%	56,200,000.00

Table 24: Primary Healthcare Expenditure by Economic Classification

Ekiti State Government Budget Performance Report 2026 Q1 - Primary Healthcare Expenditure by Economic Classification

Code	Economic	2026 Original Budget	2026 Q1 Performance	2026 Performance Year to Date (Q1)	% Performance Year to Date against 2026 Original Budget	Balance (against Original Budget)
	Total Expenditure	811,091,805.23	95,512,071.14	95,512,071.14	11.8%	715,579,734.09
2	Expenditures	811,091,805.23	95,512,071.14	95,512,071.14	11.8%	715,579,734.09
21	Personnel Cost	253,891,805.23	62,704,981.14	62,704,981.14	24.7%	191,186,824.09
2101	Salary	253,891,805.23	62,704,981.14	62,704,981.14	24.7%	191,186,824.09
210101	Salaries And Wages	253,891,805.23	62,704,981.14	62,704,981.14	24.7%	191,186,824.09
21010101	Salary	253,891,805.23	62,704,981.14	62,704,981.14	24.7%	191,186,824.09
22	Other Recurrent Costs	501,000,000.00	32,807,090.00	32,807,090.00	6.5%	468,192,910.00
2202	Overhead Cost	501,000,000.00	32,807,090.00	32,807,090.00	6.5%	468,192,910.00
220201	Travel & Transport - General	12,819,050.00	989,000.00	989,000.00	7.7%	11,830,050.00
22020102	Local Travel & Transport: Others	12,819,050.00	989,000.00	989,000.00	7.7%	11,830,050.00
220202	Utilities - General	1,050,000.00	61,000.00	61,000.00	5.8%	989,000.00
22020201	Electricity Charges	400,000.00	45,000.00	45,000.00	11.3%	355,000.00
22020203	Internet Access Charges	500,000.00	16,000.00	16,000.00	3.2%	484,000.00
22020205	Water Rates	150,000.00	-	-	0.0%	150,000.00
220203	Materials & Supplies - General	74,500,000.00	29,297,090.00	29,297,090.00	39.3%	45,202,910.00
22020301	Office Stationeries / Computer Consumables	3,200,000.00	150,000.00	150,000.00	4.7%	3,050,000.00
22020305	Printing Of Non Security Documents	1,300,000.00	30,000.00	30,000.00	2.3%	1,270,000.00
22020307	Drugs/Laboratory/Medical Supplies	70,000,000.00	29,117,090.00	29,117,090.00	41.6%	40,882,910.00
220204	Maintenance Services - General	4,300,000.00	2,079,000.00	2,079,000.00	48.3%	2,221,000.00
22020401	Maintenance Of Motor Vehicle / Transport Equipment	2,800,000.00	920,000.00	920,000.00	32.9%	1,880,000.00
22020402	Maintenance Of Office Furniture	1,500,000.00	1,159,000.00	1,159,000.00	77.3%	341,000.00
220205	Training - General	93,470,000.00	-	-	0.0%	93,470,000.00
22020501	Local Training	92,470,000.00	-	-	0.0%	92,470,000.00
22020503	Conferences/Seminars & Workshop Costs-Local	1,000,000.00	-	-	0.0%	1,000,000.00
220206	Other Services - General	156,330,950.00	-	-	0.0%	156,330,950.00
22020614	Monitoring, Inspection, Evaluation And Verification	15,880,950.00	-	-	0.0%	15,880,950.00
22020615	Advocacy Visits & Other Logistics	56,450,000.00	-	-	0.0%	56,450,000.00
22020617	Peace And Conflict Management	1,000,000.00	-	-	0.0%	1,000,000.00
22020620	Implementation of National and State Policy Programmes	40,000,000.00	-	-	0.0%	40,000,000.00
22020622	Sensitization And Implementation of Programmes and Plans	43,000,000.00	-	-	0.0%	43,000,000.00
220208	Fuel & Lubricants - General	500,000.00	180,000.00	180,000.00	36.0%	320,000.00
22020801	Motor Vehicle Fuel Cost	500,000.00	180,000.00	180,000.00	36.0%	320,000.00
220210	Miscellaneous Expenses General	158,030,000.00	201,000.00	201,000.00	0.1%	157,829,000.00
22021001	Refreshment & Meals	1,000,000.00	186,000.00	186,000.00	18.6%	814,000.00
22021002	Honorarium & Sitting Allowance	1,000,000.00	-	-	0.0%	1,000,000.00
22021003	Publicity & Advertisements	500,000.00	-	-	0.0%	500,000.00
22021004	Welfare Packages	2,000,000.00	15,000.00	15,000.00	0.8%	1,985,000.00
22021011	Special Days/Celebrations	153,530,000.00	-	-	0.0%	153,530,000.00
23	Capital Expenditure	56,200,000.00	-	-	0.0%	56,200,000.00
2301	Fixed Assets Purchased	32,200,000.00	-	-	0.0%	32,200,000.00
230101	Purchase Of Fixed Assets - General	32,200,000.00	-	-	0.0%	32,200,000.00
23010112	Purchase Of Office Furniture And Fittings	4,200,000.00	-	-	0.0%	4,200,000.00
23010114	Purchase Of Computer Printers	3,000,000.00	-	-	0.0%	3,000,000.00
23010122	Purchase Of Health / Medical Equipment	25,000,000.00	-	-	0.0%	25,000,000.00
2303	Rehabilitation / Repairs	24,000,000.00	-	-	0.0%	24,000,000.00
230301	Rehabilitation / Repairs Of Fixed Assets - General	24,000,000.00	-	-	0.0%	24,000,000.00
23030105	Rehabilitation / Repairs - Hospital / Health Centres	24,000,000.00	-	-	0.0%	24,000,000.00

5 Basic Education Budget Performance

5.A Overview

The sum of **₦8,712,390,253.31** was earmarked for the programmes/projects/activities of Basic Education in the 2026 Budget. However, the sum of **₦2,652,889,092.42** was expended in Q1, thus implying **30.4%** year-to-date performance of the full year Budget. This performance could be attributed to the continuation of the implementation of specific basic education projects with the draw-down of funds from the Universal Basic Education Commission (UBEC). Meanwhile, the performance is expected to improve in subsequent quarters when more UBEC Supported projects would have been awarded to Contractors.

Recurrent Expenditure Performance

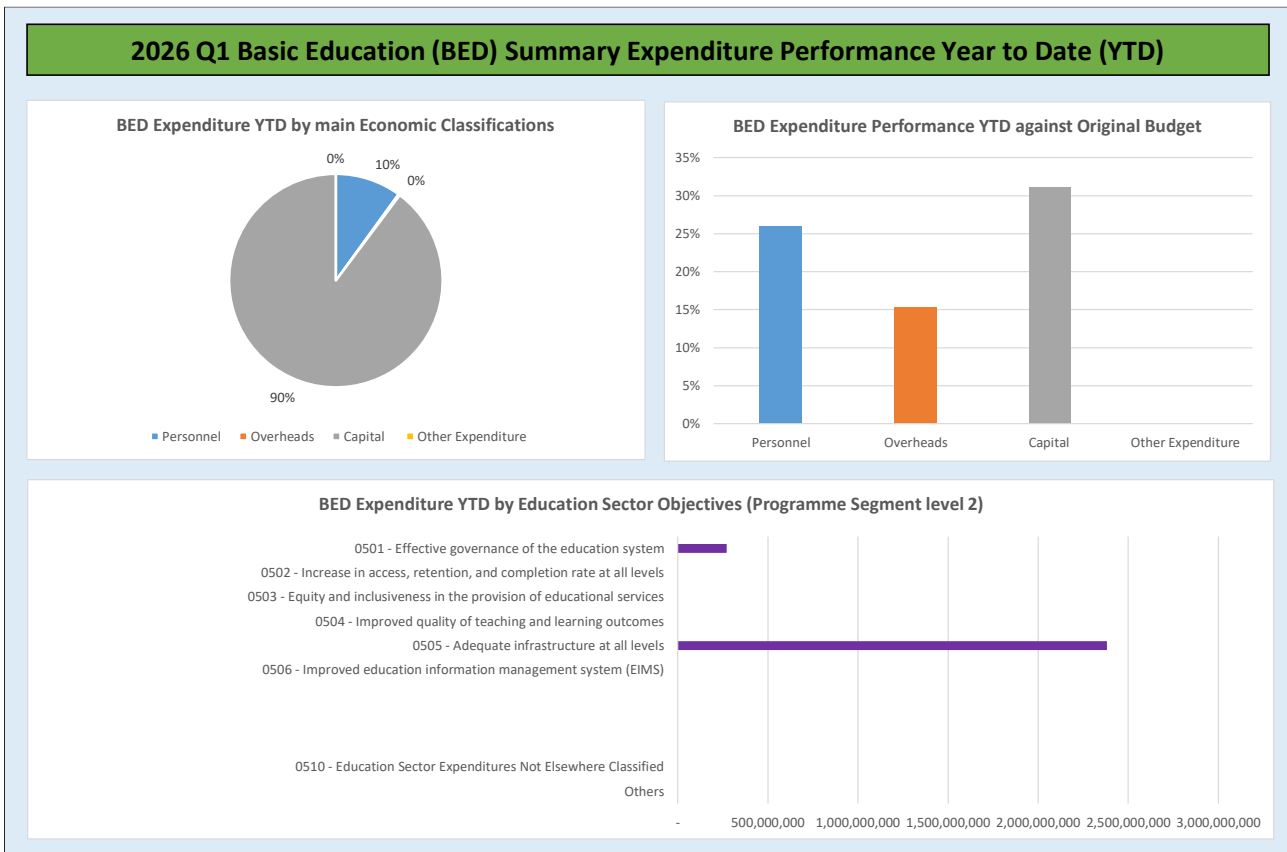
This consists of Personnel Cost and Other Recurrent Costs.

- **Personnel Cost:** A sum of **₦1,019,605,084.39** was approved for Personnel costs in 2026. Meanwhile, the actual Personnel Cost in Q1 was **₦264,926,815.05** thus representing **26%** performance of the full year budget.
- **Other Recurrent Cost:** A sum of **₦42,500,000.00** was approved for other recurrent costs in 2026, while the sum of **₦6,500,000.00** was expended in Q1, depicting **15.3%** year-to-date performance. Meanwhile, the performance is expected to improve in subsequent quarters.
- **Capital Expenditure Performance**

Capital Expenditure: The sum of **₦7,650,285,168.92** was approved for Capital Projects in the 2026 Approved Budget. The actual Capital Expenditure in Q1 was **₦2,381,462,777.37**. This signifies **31.1%** performance of the full year Budget. However, this performance could be attributed to late commencement of the implementation of the UBEC projects in the State in Q1, 2026. Meanwhile, the performance is expected to improve in subsequent quarters when more UBEC Supported projects would have been awarded to Contractors.

A summary of the performance in Quarter 1 against the 2026 Budget is provided below for the main economic classifications of expenditure, and against the programme segment (Objective level).

Figure 3: Summary of Basic Education Budget Performance Year to Date



5.B Budget Implementation Reports by NCOA Segment

Table 25: Basic Education Expenditure by Administrative Classification

Ekiti State Government Budget Performance Report 2026 Q1 - Basic Education Expenditure by Administrative Classification

Code	Administrative Unit	2026 Original Budget	2026 Q1 Performance	2026 Performance Year to Date (Q1)	% Performance Year to Date against 2026 Original Budget	Balance (against Original Budget)
	Total Expenditure	8,712,390,253.31	2,652,889,092.42	2,652,889,092.42	30.4%	6,059,501,160.89
01000000000	Administration Sector	269,000,000.00	-	-	0.0%	269,000,000.00
01120000000	Ekiti State House of Assembly	269,000,000.00	-	-	0.0%	269,000,000.00
011200300100	Ekiti State House of Assembly	269,000,000.00	-	-	0.0%	269,000,000.00
02000000000	Economic Sector	272,000,000.00	-	-	0.0%	272,000,000.00
02220000000	Ministry of Trade, Investment, Industries and Cooperatives	272,000,000.00	-	-	0.0%	272,000,000.00
022205300100	Ekiti State Community and Social Development Agency	272,000,000.00	-	-	0.0%	272,000,000.00
05000000000	Social Sector	8,171,390,253.31	2,652,889,092.42	2,652,889,092.42	32.5%	5,518,501,160.89
05170000000	Ministry of Education	8,171,390,253.31	2,652,889,092.42	2,652,889,092.42	32.5%	5,518,501,160.89
051700400100	State Universal Basic Education Board (SUBEB)	8,168,890,253.31	2,652,389,092.42	2,652,389,092.42	32.5%	5,516,501,160.89
051700400200	SUBEB Staff Housing Loans Board	1,300,000.00	200,000.00	200,000.00	15.4%	1,100,000.00
051705600100	Teaching Service Commission Loans Board	1,200,000.00	300,000.00	300,000.00	25.0%	900,000.00

Table 26: Basic Education Expenditure by Functional Classification

Ekiti State Government Budget Performance Report 2026 Q1 -Basic Education Expenditure by Functional Classification

Code	Function	2026 Original Budget	2026 Q1 Performance	2026 Performance Year to Date (Q1)	% Performance Year to Date against 2026 Original Budget	Balance (against Original Budget)
	Total Expenditure	8,712,390,253.31	2,652,889,092.42	2,652,889,092.42	30.4%	6,059,501,160.89
709	EDUCATION	8,712,390,253.31	2,652,889,092.42	2,652,889,092.42	30.4%	6,059,501,160.89
7091	PRE-PRIMARY AND PRIMARY EDUCATION	8,678,390,253.31	2,652,889,092.42	2,652,889,092.42	30.6%	6,025,501,160.89
70912	PRIMARY EDUCATION	8,678,390,253.31	2,652,889,092.42	2,652,889,092.42	30.6%	6,025,501,160.89
7092	SECONDARY EDUCATION	34,000,000.00	-	-	0.0%	34,000,000.00
70921	LOWER SECONDARY EDUCATION	34,000,000.00	-	-	0.0%	34,000,000.00

Table 27: Basic Education Expenditure by Programme Classification**Ekiti State Government Budget Performance Report 2026 Q1 - Basic Education Expenditure by Programme Classification**

Code	Programme (Sector and Objective)	2026 Original Budget	2026 Q1 Performance	2026 Performance Year to Date (Q1)	% Performance Year to Date against 2026 Original Budget	Balance (against Original Budget)
	Total Expenditure	8,712,390,253.31	2,652,889,092.42	2,652,889,092.42	30.4%	6,059,501,160.89
03	Poverty Alleviation	272,000,000.00	-	-	0.0%	272,000,000.00
0310	Poverty Alleviation - General	272,000,000.00	-	-	0.0%	272,000,000.00
05	Education	8,171,390,253.31	2,652,889,092.42	2,652,889,092.42	32.5%	5,518,501,160.89
0501	Effective governance of the education system	1,062,105,084.39	271,426,815.05	271,426,815.05	25.6%	790,678,269.34
0505	Adequate infrastructure at all levels	7,109,285,168.92	2,381,462,277.37	2,381,462,277.37	33.5%	4,727,822,891.55
13	Reform of Government and Governance	269,000,000.00	-	-	0.0%	269,000,000.00
1310	Reform of Government and Governance - General	269,000,000.00	-	-	0.0%	269,000,000.00

Table 28: Basic Education Expenditure by Economic Classification**Ekiti State Government Budget Performance Report 2026 Q1 - Basic Education Expenditure by Economic Classification**

Code	Economic	2026 Original Budget	2026 Q1 Performance	2026 Performance Year to Date (Q1)	% Performance Year to Date against 2026 Original Budget	Balance (against Original Budget)
	Total Expenditure	8,712,390,253.31	2,652,889,092.42	2,652,889,092.42	30.4%	6,059,501,160.89
2	Expenditures	8,712,390,253.31	2,652,889,092.42	2,652,889,092.42	30.4%	6,059,501,160.89
21	Personnel Cost	1,019,605,084.39	264,926,815.05	264,926,815.05	26.0%	754,678,269.34
2101	Salary	1,019,605,084.39	264,926,815.05	264,926,815.05	26.0%	754,678,269.34
210101	Salaries And Wages	1,019,605,084.39	264,926,815.05	264,926,815.05	26.0%	754,678,269.34
21010101	Salary	1,019,605,084.39	264,926,815.05	264,926,815.05	26.0%	754,678,269.34
22	Other Recurrent Costs	42,500,000.00	6,500,000.00	6,500,000.00	15.3%	36,000,000.00
2202	Overhead Cost	42,500,000.00	6,500,000.00	6,500,000.00	15.3%	36,000,000.00
220201	Travel & Transport - General	13,474,371.53	2,395,255.80	2,395,255.80	17.8%	11,079,115.73
22020102	Local Travel & Transport: Others	13,474,371.53	2,395,255.80	2,395,255.80	17.8%	11,079,115.73
220203	Materials & Supplies - General	2,246,587.66	609,931.30	609,931.30	27.1%	1,636,656.36
22020301	Office Stationeries / Computer Consumables	1,920,857.25	479,642.86	479,642.86	25.0%	1,441,214.39
22020305	Printing Of Non Security Documents	325,730.41	130,288.44	130,288.44	40.0%	195,441.97
220204	Maintenance Services - General	1,086,578.68	291,763.10	291,763.10	26.9%	794,815.58
22020401	Maintenance Of Motor Vehicle / Transport Equipment	564,498.41	100,346.70	100,346.70	17.8%	464,151.71
22020402	Maintenance Of Office Furniture	122,080.27	21,416.40	21,416.40	17.5%	100,663.87
22020404	Maintenance Of Office / It Equipments	400,000.00	170,000.00	170,000.00	42.5%	230,000.00
220205	Training - General	4,832,642.74	178,049.80	178,049.80	3.7%	4,654,592.94
22020501	Local Training	4,832,642.74	178,049.80	178,049.80	3.7%	4,654,592.94
220207	Consulting & Professional Services - General	10,659,819.39	-	-	0.0%	10,659,819.39
22020709	Audit Services	10,659,819.39	-	-	0.0%	10,659,819.39
220210	Miscellaneous Expenses General	10,200,000.00	3,025,000.00	3,025,000.00	29.7%	7,175,000.00
22021001	Refreshment & Meals	1,200,000.00	300,000.00	300,000.00	25.0%	900,000.00
22021004	Welfare Packages	9,000,000.00	2,725,000.00	2,725,000.00	30.3%	6,275,000.00
23	Capital Expenditure	7,650,285,168.92	2,381,462,277.37	2,381,462,277.37	31.1%	5,268,822,891.55
2301	Fixed Assets Purchased	3,129,036,139.34	412,500,000.00	412,500,000.00	13.2%	2,716,536,139.34
230101	Purchase Of Fixed Assets - General	3,129,036,139.34	412,500,000.00	412,500,000.00	13.2%	2,716,536,139.34
23010112	Purchase Of Office Furniture And Fittings	3,129,036,139.34	412,500,000.00	412,500,000.00	13.2%	2,716,536,139.34
2302	Construction / Provision	2,641,736,082.95	852,456,432.86	852,456,432.86	32.3%	1,789,279,650.09
230201	Construction / Provision Of Fixed Assets - General	2,641,736,082.95	852,456,432.86	852,456,432.86	32.3%	1,789,279,650.09
23020105	Construction / Provision Of Water Facilities	184,980,869.40	84,196,590.32	84,196,590.32	45.5%	100,784,279.08
23020107	Construction / Provision Of Public Schools	1,728,720,505.81	536,587,406.12	536,587,406.12	31.0%	1,192,133,099.69
23020118	Construction / Provision Of Infrastructure	728,034,707.74	231,672,436.42	231,672,436.42	31.8%	496,362,271.32
2303	Rehabilitation / Repairs	1,879,512,946.63	1,116,505,844.51	1,116,505,844.51	59.4%	763,007,102.12
230301	Rehabilitation / Repairs Of Fixed Assets - General	1,879,512,946.63	1,116,505,844.51	1,116,505,844.51	59.4%	763,007,102.12
23030106	Rehabilitation / Repairs - Public Schools	1,879,512,946.63	1,116,505,844.51	1,116,505,844.51	59.4%	763,007,102.12